

**MILLARD PUBLIC SCHOOLS
SCHOOL DISTRICT NO. 17
NOTICE OF MEETING**

Notice is hereby given of a Board of Education meeting of School District No. 17, in the County of Douglas, which will be held at 6:00 p.m. on **Monday, September 16, 2019** at 5606 South 147th Street, Omaha, Nebraska.

Agenda for such continuously current, is available for public inspection at the office of the superintendent at 5606 South 147th Street, Omaha, Nebraska.

Amanda McGill Johnson
Secretary

9-13-19

**THE DAILY RECORD
OF OMAHA**
JASON W. HUFF, Publisher
PROOF OF PUBLICATION

UNITED STATES OF AMERICA,
The State of Nebraska,
District of Nebraska,
County of Douglas,
City of Omaha, } ss.

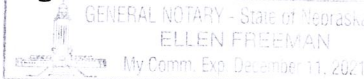
J. BOYD

being duly sworn, deposes and says that she is

LEGAL EDITOR

of **THE DAILY RECORD**, of Omaha, a legal newspaper, printed and published daily in the English language, having a bona fide paid circulation in Douglas County in excess of 300 copies, printed in Omaha, in said County of Douglas, for more than fifty-two weeks last past; that the printed notice hereto attached was published in **THE DAILY RECORD**, of Omaha, on _____
September 13, 2019

That said Newspaper during that time was regularly published and in general circulation in the County of Douglas, and State of Nebraska.



Subscribed in my presence and sworn to before
me this 13th _____ day of

Publisher's Fee \$ 16.10

Additional Copies \$ _____

Total \$ 16.10

September 2019

Notary Public in and for Douglas County,
State of Nebraska

**ACKNOWLEDGMENT OF RECEIPT
OF NOTICE OF MEETING**

The undersigned members of the Board of Education of Millard, District #017, Omaha, Nebraska, hereby acknowledge receipt of advance notice of a meeting of said Board of Education and the agenda for such meeting held at 6:00 P.M. on September 16, 2019, at the Don Stroh Administration Center, 5606 South 147 Street, Omaha, NE 68137

Dated this 16th day of September, 2019



Mike Pate – President


Linda Poole – Vice President



Amanda McGill Johnson – Secretary



Dave Anderson – Treasurer


Mike Kennedy


Stacy Jolley


Elaine Whetstine – MNHS Representative


George Abalekpor – MSHS Representative


Sophie Hill – MWHS Representative



**BOARD OF EDUCATION
MEETING**



September 16, 2019

BOARD OF EDUCATION
MILLARD PUBLIC SCHOOLS
OMAHA, NEBRASKA

BOARD MEETING
SEPTEMBER 16, 2019
6:00 P.M.

DON STROH ADMINISTRATION CENTER
5606 SOUTH 147TH STREET

AGENDA

A. Call to Order

The Public Meeting Act is posted on the wall and available for public inspection.

B. Pledge of Allegiance

C. Roll Call

D. Public Comments on agenda items – This is the proper time for public questions and comments on agenda items only. Please make sure a request form is given to the Board President before the meeting begins.

E. Routine Matters

1. *Approval of Board of Education Minutes - September 3, 2019
2. *Approval of Bills and receive the Treasurer's Report and Place on File
3. Summary of the Board Committee of the Whole Meeting - September 9, 2019

F. Information Items

1. Superintendent's Comments
2. Board Comments/Announcements
3. Report from Student Representatives

G. Unfinished Business

1. Second Reading and Approval of Policy 4165: Human Resources - Resignation/Separation

H. New Business

1. First Reading of Policy 1120: Community - Board of Education Meetings
2. First Reading of Policy 1125: Community - Communications with the Board of Education
3. First Reading of Policy 1215: Community - Citizens Advisory Committees For the Staff
4. Reaffirm Policy 3715: Support Services - Food Services - Program Finances
5. Reaffirm Policy 3717: Support Services - Food Services - Program Reports
6. Reaffirm Policy 4120: Human Resources - Personnel Lists
7. Approval of Rule 4165.1: Human Resources - Non-Certificated Staff: Resignation/Separation
8. Approval of Rule 4165.2: Human Resources - Certificated Staff: Contract Cancellation, Amendment, Renewal, Non-Renewal
9. Approval of Rule 4165.3: Human Resources - Resignation Notification Incentive
10. Reaffirm Policy 4205: Human Resources - Substitute Teachers
11. Reaffirm Rule 4205.1: Human Resources - Substitute Teachers
12. Approval of Rule 6330.1: Curriculum, Instruction, and Assessment - Grading Guidelines for Second – Twelfth Grade
13. Reaffirm Policy 6340: Curriculum, Instruction, and Assessment - Communication with Parents
14. Reaffirm Rule 6340.1: Curriculum, Instruction, and Assessment - Communication with Parents

15. Adopt Rule 6340.2: Curriculum, Instruction, and Assessment - Title I Parent and Family Engagement
16. Approval of Personnel Actions: Cancellation

I. Reports

1. Student Services Report
2. Legislative Report

J. Future Agenda Items/ Board Calendar

1. Board of Education Meeting on Monday, October 7, 2019 at 6:00 p.m. at the Don Stroh Administration Center
2. Committee of the Whole Meeting on Monday, October 14, 2019 at 6:00 p.m. at the Don Stroh Administration Center
3. Conferences – No School for Students – October 16-18, 2019
4. Board of Education Meeting on Monday, November 4, 2019 at 6:00 p.m. at the Don Stroh Administration Center
5. Board of Education Meeting on Monday, November 18, 2019 at 6:00 p.m. at the Don Stroh Administration Center
6. NASB State Education Conference on November 20-22, 2019 at the CHI Health Center in downtown Omaha.
7. No School for Students - Teacher Work Day on Wednesday, November 27, 2019
8. Thanksgiving Holiday – No School for Students and Staff on November 28 & 29, 2018

- K. Public Comments** - This is the proper time for public questions and comments on any topic. Please make sure a request form is given to the Board President before the meeting begins.

L. Adjournment

All items indicated by an asterisk (*) will comprise the Consent Agenda and may be acted on in a single motion. Items may be deleted from the Consent Agenda by request of any board member.

BOARD OF EDUCATION
MILLARD PUBLIC SCHOOLS
OMAHA, NEBRASKA

BOARD MEETING
SEPTEMBER 16, 2019
6:00 P.M.

DON STROH ADMINISTRATION CENTER
5606 SOUTH 147TH STREET

ADMINISTRATIVE MEMORANDUM

A. Call to Order

The Public Meeting Act is posted on the wall and available for public inspection.

B. Pledge of Allegiance

C. Roll Call

D. Public Comments on agenda items – This is the proper time for public questions and comments on agenda items only. Please make sure a request form is given to the Board President before the meeting begins.

E.1* Motion by _____, seconded by _____, to approve the Board of Education Minutes from September 3, 2019. (See enclosure)

E.2* Motion by _____, seconded by _____, to approve the bills, receive the Treasurer's Report and Place on File. (See enclosure)

E.3 Summary of the Board Committee of the Whole Meeting - September 9, 2019

F.1 Superintendent's Comments

F.2 Board Comments/Announcements

F.3 Report from Student Representatives

G.1 Second Reading by _____. Motion by _____, seconded by _____, to approve Policy 4165: Human Resources - Resignation/Separation. (See enclosure)

H.1 First Reading of Policy 1120: Community - Board of Education Meetings. (See enclosure)

H.2 First Reading of Policy 1125: Community - Communications with the Board of Education. (See enclosure)

H.3 First Reading of Policy 1215: Community - Citizens Advisory Committees For the Staff. (See enclosure)

H.4 Motion by _____, seconded by _____, to reaffirm Policy 3715: Support Services - Food Services - Program Finances. (See enclosure)

H.5 Motion by _____, seconded by _____, to reaffirm Policy 3717: Support Services - Food Services - Program Reports. (See enclosure)

- H.6 Motion by _____, seconded by _____, to reaffirm Policy 4120: Human Resources - Personnel Lists. (See enclosure)
- H.7 Motion by _____, seconded by _____, to approve Rule 4165.1: Human Resources - Non-Certificated Staff: Resignation/Separation. (See enclosure)
- H.8 Motion by _____, seconded by _____, to approve Rule 4165.2: Human Resources - Certificated Staff: Contract Cancellation, Amendment, Renewal, Non-Renewal. (See enclosure)
- H.9 Motion by _____, seconded by _____, to approve Rule 4165.3: Human Resources - Resignation Notification Incentive. (See enclosure)
- H.10 Motion by _____, seconded by _____, to reaffirm Policy 4205: Human Resources - Substitute Teachers. (See enclosure)
- H.11 Motion by _____, seconded by _____, to reaffirm Rule 4205.1: Human Resources - Substitute Teachers. (See enclosure)
- H.12 Motion by _____, seconded by _____, to approve Rule 6330.1: Curriculum, Instruction, and Assessment - Grading Guidelines for Second – Twelfth Grade. (See enclosure)
- H.13 Motion by _____, seconded by _____, to reaffirm Policy 6340: Curriculum, Instruction, and Assessment - Communication with Parents. (See enclosure)
- H.14 Motion by _____, seconded by _____, to reaffirm Rule 6340.1: Curriculum, Instruction, and Assessment - Communication with Parent. (See enclosure)
- H.15. Motion by _____, seconded by _____, to adopt Rule 6340.2: Curriculum, Instruction, and Assessment - Title I Parent and Family Engagement. (See enclosure)
- H.16 Motion by _____, seconded by _____, to approve Personnel Actions: Cancellation. (See enclosure)

I. Reports

1. Student Services Report
2. Legislative Update

J. Future Agenda Items/ Board Calendar

1. Board of Education Meeting on Monday, October 7, 2019 at 6:00 p.m. at the Don Stroh Administration Center
2. Committee of the Whole Meeting on Monday, October 14, 2019 at 6:00 p.m. at the Don Stroh Administration Center
3. Conferences – No School for Students – October 16-18, 2019
4. Board of Education Meeting on Monday, November 4, 2019 at 6:00 p.m. at the Don Stroh Administration Center
5. Board of Education Meeting on Monday, November 18, 2019 at 6:00 p.m. at the Don Stroh Administration Center
6. NASB State Education Conference on November 20-22, 2019 at the CHI Health Center in downtown Omaha.
7. No School for Students - Teacher Work Day on Wednesday, November 27, 2019
8. Thanksgiving Holiday – No School for Students and Staff on November 28 & 29, 2018

- L. Public Comments - This is the proper time for public questions and comments on any topic.
Please make sure a request form is given to the Board President before the meeting begins.

M. Adjournment

All items indicated by an asterisk (*) will comprise the Consent Agenda and may be acted on in a single motion. Items may be deleted from the Consent Agenda by request of any board member.

MILLARD PUBLIC SCHOOLS
SCHOOL DISTRICT NO. 17

A meeting of the Board of Education of the School District No. 17, in the county of Douglas in the state of Nebraska was convened in open and public session at 6:00 p.m., Tuesday, September 3, 2019, at the Don Stroh Administration Center, 5606 South 147th Street.

Notice of this meeting was given in advance thereof by publication in the Daily Record on Friday, August 30, 2019 a copy of the publication is being attached to these minutes. Notice of this meeting was given to all members of the Board of Education and a copy of their Acknowledgment of Receipt of Notice and the agenda are attached to these minutes. Availability of the agenda was communicated in advance notice and in the notice of the Board of Education of this meeting. All proceedings hereafter shown were taken while the convened meeting was open to the attendance of the public.

President Mike Pate announced that the open meeting laws are posted and available for public inspection and asked everyone to join in the Pledge of Allegiance.

Roll call was taken. Mr. Kennedy, Mrs. Jolley, Mr. Pate, Mr. Anderson and Mrs. McGill Johnson were present.

Mike Kennedy made a motion to excuse Linda Poole from the Board meeting, seconded by Stacy Jolley. Voting in favor of said motion was: Mrs. McGill Johnson, Mr. Kennedy, Mrs. Jolley, Mr. Pate, and Mr. Anderson. Voting against were: None. Motion carried.

Student Showcase highlighted Boys Nation and Girls Nation.

Mr. Pate announced this is the proper time for public questions and comments on agenda items only. There were no requests to speak on agenda items.

Motion was made by Mike Kennedy, seconded by Stacy Jolley, to approve the Board of Education minutes for August 19, 2019, approve the bills and receive the treasurer's report and place on file. Voting in favor of said motion was: Mrs. Jolley, Mr. Pate, Mr. Anderson, Mrs. McGill Johnson, and Mr. Kennedy. Voting against were: None. Motion carried.

Superintendent's Comments:

Dr. Sutfin welcomed the Student Representatives.

Board Comments:

Amanda McGill Johnson: None

Dave Anderson: None

Stacy Jolley:

Mrs. Jolley shared her daughter had great things to say about Discovery, part of the science curriculum. She thanked Dr. Weers and his team for all their work on this.

Mike Kennedy: None

Mike Pate: None

Elaine Whestine, student representative from Millard North High School, George Abalekpor, student representative from Millard South High School, and Sophie Hill, student representative from Millard West High School, reported on the academic and athletic happenings at their respective schools.

Unfinished Business: None

New Business:

Motion by Mike Kennedy, seconded by Stacy Jolley, to reaffirm Policy 3711: Support Services - Food Services - Program UDSA/NDE, Policy 3712: Support Services - Food Services - Management, Policy 6275: Curriculum, Instruction, and Assessment - Employee Created Materials, Rule 6275.2: Curriculum, Instruction, and Assessment - Open Education Resources - Sharing Copyright Curriculum Materials, Policy 8240: Internal Board Policies - Retirement: Members of the Board, Rule 8240.1: Internal Board Policies - Retirement: Members of the Board, Policy 8360: Internal Board Policies - Photo Identification Badges, Policy 8410: Internal Board Policies - Evaluating the Superintendent. Voting in favor of said motion was: Mr. Anderson, Mrs. McGill Johnson, Mr. Kennedy, Mrs. Jolley, and Mr. Pate. Voting against were: None. Motion carried.

Dave Anderson give the First Reading of Policy 4165: Human Resources - Resignation/Separation.

Motion by Mike Kennedy, seconded by Dave Anderson, to approve Rule 6275.1: Curriculum, Instruction, and Assessment - Employee Created Materials. Voting in favor of said motion was: Mr. Kennedy, Mrs. Jolley, Mr. Pate, Mr. Anderson, and Mrs. McGill Johnson. Voting against were: None. Motion carried.

Motion by Dave Anderson, seconded by Stacy Jolley, that the FYE20 Budget be adopted as submitted in the Revised Budget Summary and that such document be incorporated herein in its entirety by this reference.

Chief Financial Officer Mr. Chad Meisgeier shared this is very similar to the presentation shared at the Committee meeting in June. The biggest change is the official property tax certification came in at 5.2%, which was better than expected. To adjust for this, the recommendation is to decrease the General Fund levy by an additional \$.0005 (½ cent). The total levy will change from \$1.2510 to \$1.2260 and provide a balanced budget.

Board President Mike Pate stated he believes the Board was making the fiscally responsible decision. Board members expressed appreciation to the Legislature for increased funding for education, which means school districts can be less reliant on property taxes. Millard has one of the lowest levies in the metro.

Voting in favor of said motion was: Mrs. McGill Johnson, Mr. Kennedy, Mrs. Jolley, Mr. Pate, and Mr. Anderson. Voting against were: None. Motion carried.

Motion by Dave Anderson, seconded by Stacy Jolley, that the approval be given to the FYE20 Property Tax Requests Resolution as submitted and that such resolution be incorporated in its entirety into this motion.

Dave Anderson shared he appreciates the new state forms and feels this makes it very transparent.

Voting in favor of said motion was: Mrs. Jolley, Mr. Pate, Mr. Anderson, Mrs. McGill Johnson, and Mr. Kennedy. Voting against were: None. Motion carried.

Reports:**Legislative Update**

Executive Director Activities, Athletics, & External Affairs Nolan Beyer provided the board with a legislative update. Mr. Beyer shared the Legislative Planning Committee recently met. UNO gave a presentation on school funding and no new information was presented. The Planning Committee plans no further action

Mr. Beyer said tomorrow is the next Education Coalition meeting. He also shared the new GNSA executive director is Kyle Fairbairn. Mr. Fairbairn will replace Rob Winter effective September 18th.

Enrollment Report

Dr. Darin Kelberlau, Executive Director of Assessment, Research and Evaluation, shared the enrollment report and indicated the beginning of the year numbers. This data was pulled on August 20, 2019 and our PK-12 enrollment numbers are 23,965. This number is very similar to the numbers last year at this time. The official NDE numbers will be pulled 10/1/19 and he will bring another report after that date.

iPad Rollout Report

Executive Director of Technology Dr. Kent Kingston provided the board with an update on the recent iPad rollout. The Fall iPad deployment is complete with more than 3,600 iPads now in the hands of 4th and 5th grade students across the district. The one-to-one initiative will continue this January when 3rd grade students receive their iPads. Dr. Kingston also shared the professional development opportunities offered to teachers and thanked Dr. Curtis Case and Dr. Todd Tripple for their support of the professional development.

Mr. Pate reminded the Board of future agenda items and said this is the proper time for public questions and comments. There were no requests to speak.

Future Agenda Items/ Board Calendar:

1. Committee of the Whole Meeting on Monday, September 9, 2019 at 6:00 p.m. at the Don Stroh Administration Center
2. Staff Fundraising Campaign Kickoff at the Foundation Office on September 12, 2019 at 7:30 a.m.
3. Board of Education Meeting on Monday, September 16, 2019 at 6:00 p.m. at the Don Stroh Administration Center
4. Board of Education Meeting on Monday, October 7, 2019 at 6:00 p.m. at the Don Stroh Administration Center
5. Committee of the Whole Meeting on Monday, October 14, 2019 at 6:00 p.m. at the Don Stroh Administration Center
6. Conferences – No School for Students – October 16-18, 2019
7. Board of Education Meeting on Monday, November 4, 2019 at 6:00 p.m. at the Don Stroh Administration Center
8. Board of Education Meeting on Monday, November 18, 2019 at 6:00 p.m. at the Don Stroh Administration Center
9. NASB State Education Conference on November 20-22, 2019 at the CHI Health Center in downtown Omaha.
10. No School for Students - Teacher Work Day on Wednesday, November 27, 2019
11. Thanksgiving Holiday – No School for Students and Staff on November 28 & 29, 2018

Meeting adjourned at **6:52 p.m.**


Secretary, Amanda McGill Johnson

Millard Public Schools

September 16, 2019

Millard Public Schools Check Register Prepared for the Board Meeting for Sep 16, 2019

Fund	Check Number	Check Date	Vendor Number	Vendor Name	Transaction Amount
01	466500	09/03/2019	067027	NEBRASKA STATE BANDMASTERS ASSN	\$65.00
	466502	09/05/2019	135863	RUDOLPH A VLCEK III	\$427.50
	466505	09/16/2019	106893	WICHITA WATER CONDITIONING INC	\$85.76
	466506	09/16/2019	141473	RONALD B HARDIN JR	\$4,180.00
	466507	09/16/2019	142875	JASON D HOLLINGSWORTH	\$125.00
	466509	09/16/2019	064800	METRO UTILITIES DISTRICT OF OMAHA	\$15,433.28
	466510	09/16/2019	136250	SONOVA USA INC	\$2,084.99
	466511	09/16/2019	098765	SECURITY BENEFIT LIFE INS CO	\$50,166.67
	466512	09/16/2019	098765	SECURITY BENEFIT LIFE INS CO	\$43,766.67
	466513	09/16/2019	131446	TOSHIBA FINANCIAL SERVICES	\$1,545.00
	466514	09/16/2019	139797	US BANK NATIONAL ASSOCIATION	\$9,077.00
	466515	09/16/2019	141432	WELLS FARGO FINANCIAL LEASNG INC	\$3,425.00
	E101372	09/16/2019	106364	TRANE US INC	\$905.00
	01 - Total				
02	26525	09/16/2019	142421	ALEX BAUER	\$76.13
	26526	09/16/2019	106893	WICHITA WATER CONDITIONING INC	\$17.84
	26527	09/16/2019	142877	JESSANNAH J EDDY	\$72.50
	26528	09/16/2019	142878	KAYDENCE N HOUSE	\$52.56
	26529	09/16/2019	142661	LOGAN KAPLAN	\$68.88
	26530	09/16/2019	142611	KAIA A.M. KESSLER	\$18.13
	26531	09/16/2019	142610	NATHANIEL JAMIE MCCONACHIE	\$152.25
	26532	09/16/2019	136279	MILLARD PUBLIC SCHOOL CLEARING ACCT	\$858.30
	26533	09/16/2019	142879	ROCCO J PICCOLO	\$30.81
	26534	09/16/2019	141587	CAMERYN SETH ROSE	\$101.50
	26535	09/16/2019	142141	ELIJAH SCHOLTZ	\$74.31
	26536	09/16/2019	142880	IVAN SMITH	\$21.75
	26537	09/16/2019	142876	LAUREN TWEED	\$79.75
	02 - Total				

Millard Public Schools Check Register Prepared for the Board Meeting for Sep 16, 2019

Fund	Check Number	Check Date	Vendor Number	Vendor Name	Transaction Amount
04	466501	09/05/2019	142873	CARLSON & BURNETT LP	\$35,000.00
04 - Total					\$35,000.00
06	466503	09/16/2019	142695	AERCOR WIRELESS INC	\$7,044.00
06 - Total					\$7,044.00
07	466504	09/16/2019	141835	BRADCO COMPANY	\$148,676.00
07 - Total					\$148,676.00
Overall - Total					\$323,631.58

Current Cash Balance

Sorted by Site ID, Group ID, Activity ID.
From 07/01/2019 to 07/31/2019.

Site ID Group ID	Site Name Group Name	Activity ID	Activity Name	Beginning Cash	Receipts	Disbursements	Adjustments	Cash Balance
DSAC	Don Stroh Administration Center							
A	ACTIVITY GENERAL							
	1010		General Admin	120,673.02	16.50	0.00	0.00	120,689.52
	1025		Savings	317.49	0.00	0.00	0.00	317.49
	1030		Staff Vending	1,924.98	322.50	0.00	0.00	2,247.48
	1105		Laptop Insurance	0.00	0.00	0.00	0.00	0.00
	1106		Laptop Loss/Damage	0.00	0.00	0.00	0.00	0.00
		A	Totals:	122,915.49	339.00	0.00	0.00	123,254.49
E	ADMINISTRATIVE CUSTODIAL							
	5005		Activity Express	134,379.32	14,339.50	0.00	0.00	148,718.82
	5009		Friday Folder Advertising	0.00	0.00	0.00	0.00	0.00
	5011		Creative Cottage Crafts	1,706.84	0.00	0.00	0.00	1,706.84
	5060		Hospitality	4.59	0.00	0.00	0.00	4.59
	5062		Ed Services Hospitality	236.73	0.00	0.00	0.00	236.73
	5080		Media	0.00	0.00	0.00	0.00	0.00
	5081		MPS App	3,499.98	0.00	0.00	0.00	3,499.98
	5096		MPS Activities Calendar	1,274.76	0.00	0.00	0.00	1,274.76
	5098		NFUSSD	0.00	0.00	0.00	0.00	0.00
	5110		Other Student Activities	0.00	0.00	0.00	0.00	0.00
	5140		PayBac	0.00	0.00	0.00	0.00	0.00
	5165		Logo Sales	923.43	0.00	0.00	0.00	923.43
	5176		Student Showcase	60.00	0.00	0.00	0.00	60.00
	5177		Staff Development	0.00	0.00	0.00	0.00	0.00
	5178		STOP Hunger	4.84	0.00	0.00	0.00	4.84
	5225		WF Student Donation	5,660.18	0.00	0.00	0.00	5,660.18
	5250		Instrument Rental	-1,797.24	90.00	17,460.09	0.00	-19,167.33
	5255		South Swim Lessons	58,604.00	6,350.00	0.00	0.00	64,954.00
	5260		North Swim Lessons	32,810.00	0.00	320.00	0.00	32,490.00
	5265		West Swim Lessons	21,600.00	0.00	0.00	0.00	21,600.00
	5270		North Open Swim	667.00	980.00	0.00	0.00	1,647.00
	5275		West Open Swim	4,100.00	0.00	0.00	0.00	4,100.00
	5280		South Open Swim	4,569.00	212.00	0.00	0.00	4,781.00
	5285		Maintenance Vending	623.66	0.00	0.00	0.00	623.66
	5290		Tech Vending	732.17	10.12	0.00	0.00	742.29
	5295		Facility Use Rental Fee	-17,158.42	7,332.00	0.00	0.00	-9,826.42
	5300		Facility Use Building Access	0.00	15,981.00	0.00	0.00	15,981.00
	5305		Facility Use Staffing	0.00	2,958.00	0.00	0.00	2,958.00
	5310		Check Collection	483.15	0.00	0.00	0.00	483.15
		E	Totals:	252,983.99	48,252.62	17,780.09	0.00	283,456.52
Q	STUDENT FEE FUND							
	7195		HAL Field Trips	3,235.96	0.00	0.00	0.00	3,235.96
		Q	Totals:	3,235.96	0.00	0.00	0.00	3,235.96

Current Cash Balance

Sorted by Site ID, Group ID, Activity ID.
From 07/01/2019 to 07/31/2019.

Site ID	Site Name						
Group ID	Group Name						
Activity ID	Activity Name		Beginning Cash	Receipts	Disbursements	Adjustments	Cash Balance
	DSAC	Totals:	379,135.44	48,591.62	17,780.09	0.00	409,946.97

Current Cash Balance

Sorted by Site ID, Group ID, Activity ID.
From 07/01/2019 to 07/31/2019.

Site ID	Site Name	Beginning Cash	Receipts	Disbursements	Adjustments	Cash Balance
Group ID	Group Name					
Activity ID	Activity Name					
Abbott	Abbott Elementary					
A	ACTIVITY GENERAL					
1010	General Admin	32,459.77	1.54	0.00	0.00	32,461.31
1020	Volunteers-General	467.23	0.00	0.00	0.00	467.23
1030	Staff Vending	370.54	0.00	0.00	0.00	370.54
1105	Laptop Insurance	0.00	0.00	0.00	0.00	0.00
1106	Laptop Loss/Damage	0.00	0.00	0.00	0.00	0.00
	A Totals:	33,297.54	1.54	0.00	0.00	33,299.08
D	CLUBS AND ORGANIZATIONS					
4040	Art	0.00	0.00	0.00	0.00	0.00
4230	Environmental Club	0.00	0.00	0.00	0.00	0.00
4440	Leadership Club	0.00	0.00	0.00	0.00	0.00
4500	Music	0.00	0.00	0.00	0.00	0.00
4540	Other Clubs	0.00	0.00	0.00	0.00	0.00
4580	Reading	0.00	0.00	0.00	0.00	0.00
4620	Safety Patrol	0.00	0.00	0.00	0.00	0.00
4660	Spanish Club	0.00	0.00	0.00	0.00	0.00
4710	Student Council	-59.30	0.00	0.00	0.00	-59.30
4760	World Language	102.48	0.00	0.00	0.00	102.48
	D Totals:	43.18	0.00	0.00	0.00	43.18
E	ADMINISTRATIVE CUSTODIAL					
5040	Fundraising-General	0.00	0.00	0.00	0.00	0.00
5060	Hospitality	0.00	0.00	0.00	0.00	0.00
5080	Media	2,719.29	0.00	0.00	0.00	2,719.29
5110	Other Student Activities	0.00	0.00	0.00	0.00	0.00
5121	KG Field Trips-Curriculum Related	-62.68	0.00	0.00	0.00	-62.68
5122	1st Grade Field Trips-Curriculum Related	-373.67	0.00	0.00	0.00	-373.67
5123	2nd Grade Field Trips-Curriculum Related	56.15	0.00	0.00	0.00	56.15
5124	3rd Grade Field Trips-Curriculum Related	113.78	0.00	0.00	0.00	113.78
5125	4th Grade Field Trips-Curriculum Related	0.00	0.00	0.00	0.00	0.00
5126	5th Grade Field Trips-Curriculum Related	-221.09	0.00	0.00	0.00	-221.09
5127	6th Grade Field Trips-Curriculum Related	0.00	0.00	0.00	0.00	0.00
5128	7th Grade Field Trips-Curriculum Related	0.00	0.00	0.00	0.00	0.00
5129	8th Grade Field Trips-Curriculum Related	0.00	0.00	0.00	0.00	0.00
5180	Teacher Fund/Grants	221.83	0.00	0.00	0.00	221.83
	E Totals:	2,453.61	0.00	0.00	0.00	2,453.61

Current Cash Balance

Sorted by Site ID, Group ID, Activity ID.
From 07/01/2019 to 07/31/2019.

Site ID	Site Name						
Group ID	Group Name						
Activity ID	Activity Name	Beginning Cash	Receipts	Disbursements	Adjustments	Cash Balance	
Q	STUDENT FEE FUND						
7000	KG Field Trips	0.00	0.00	0.00	0.00	0.00	
7010	1st Grade Field Trips	0.00	0.00	0.00	0.00	0.00	
7020	2nd Grade Field Trips	0.00	0.00	0.00	0.00	0.00	
7030	3rd Grade Field Trips	0.00	0.00	0.00	0.00	0.00	
7040	4th Grade Field Trips	0.00	0.00	0.00	0.00	0.00	
7050	5th Grade Field Trips	0.00	0.00	0.00	0.00	0.00	
7900	Field Trips-Other	0.00	0.00	0.00	0.00	0.00	
	Q Totals:	0.00	0.00	0.00	0.00	0.00	
	Abbott Totals:	35,794.33	1.54	0.00	0.00	35,795.87	

Current Cash Balance

Sorted by Site ID, Group ID, Activity ID.
From 07/01/2019 to 07/31/2019.

Site ID	Site Name	Beginning Cash	Receipts	Disbursements	Adjustments	Cash Balance
Group ID	Group Name					
Activity ID	Activity Name					
Ackerm	Ackerman Elementary					
A	ACTIVITY GENERAL					
1010	General Admin	6,962.04	4.32	0.00	0.00	6,966.36
1020	Volunteers-General	83,714.27	0.00	0.00	0.00	83,714.27
1022	Volunteers - Hospitality	0.00	0.00	0.00	0.00	0.00
1030	Staff Vending	127.78	0.00	0.00	0.00	127.78
1105	Laptop Insurance	0.00	0.00	0.00	0.00	0.00
1106	Laptop Loss/Damage	0.00	0.00	0.00	0.00	0.00
	A Totals:	90,804.09	4.32	0.00	0.00	90,808.41
D	CLUBS AND ORGANIZATIONS					
4040	Art	3,523.54	0.00	0.00	0.00	3,523.54
4070	Birthday Book Club	0.00	0.00	0.00	0.00	0.00
4140	Choir	0.00	0.00	0.00	0.00	0.00
4270	Field Day	1,388.60	0.00	0.00	0.00	1,388.60
4580	Reading	1,288.30	0.00	0.00	0.00	1,288.30
4710	Student Council	646.31	0.00	0.00	0.00	646.31
4770	Yearbook	1,293.20	0.00	0.00	0.00	1,293.20
	D Totals:	8,139.95	0.00	0.00	0.00	8,139.95
E	ADMINISTRATIVE CUSTODIAL					
5040	Fundraising-General	365.95	0.00	0.00	0.00	365.95
5060	Hospitality	0.00	0.00	0.00	0.00	0.00
5070	Library	1,956.09	0.00	0.00	0.00	1,956.09
5110	Other Student Activities	0.00	0.00	0.00	0.00	0.00
5121	KG Field Trips-Curriculum Related	75.02	0.00	0.00	0.00	75.02
5122	1st Grade Field Trips-Curriculum Related	54.46	0.00	0.00	0.00	54.46
5123	2nd Grade Field Trips-Curriculum Related	12.01	0.00	0.00	0.00	12.01
5124	3rd Grade Field Trips-Curriculum Related	-11.86	0.00	0.00	0.00	-11.86
5125	4th Grade Field Trips-Curriculum Related	-397.12	0.00	0.00	0.00	-397.12
5126	5th Grade Field Trips-Curriculum Related	-49.94	0.00	0.00	0.00	-49.94
5140	PayBac	32.75	0.00	0.00	0.00	32.75
5180	Teacher Fund/Grants	407.13	0.00	0.00	0.00	407.13
	E Totals:	2,444.49	0.00	0.00	0.00	2,444.49
Q	STUDENT FEE FUND					
7000	KG Field Trips	0.00	0.00	0.00	0.00	0.00
7010	1st Grade Field Trips	0.00	0.00	0.00	0.00	0.00
7020	2nd Grade Field Trips	0.00	0.00	0.00	0.00	0.00
7030	3rd Grade Field Trips	0.00	0.00	0.00	0.00	0.00
7040	4th Grade Field Trips	0.00	0.00	0.00	0.00	0.00
7050	5th Grade Field Trips	0.00	0.00	0.00	0.00	0.00
7900	Field Trips-Other	0.00	0.00	0.00	0.00	0.00
	Q Totals:	0.00	0.00	0.00	0.00	0.00

Current Cash Balance

Sorted by Site ID, Group ID, Activity ID.
From 07/01/2019 to 07/31/2019.

Site ID	Site Name		Beginning Cash	Receipts	Disbursements	Adjustments	Cash Balance
Group ID	Group Name						
	Activity ID	Activity Name					
		Ackerma Totals:	101,388.53	4.32	0.00	0.00	101,392.85

Current Cash Balance

Sorted by Site ID, Group ID, Activity ID.
From 07/01/2019 to 07/31/2019.

Site ID	Site Name	Beginning Cash	Receipts	Disbursements	Adjustments	Cash Balance
Group ID	Group Name					
Activity ID	Activity Name					
Aldrich	Aldrich Elementary					
A	ACTIVITY GENERAL					
1010	General Admin	17,414.95	0.00	479.20	1.01	16,936.76
1030	Staff Vending	224.90	0.00	0.00	0.00	224.90
1105	Laptop Insurance	0.00	0.00	0.00	0.00	0.00
1106	Laptop Loss/Damage	0.00	0.00	0.00	0.00	0.00
	A Totals:	17,639.85	0.00	479.20	1.01	17,161.66
D	CLUBS AND ORGANIZATIONS					
4040	Art	0.00	0.00	0.00	0.00	0.00
4070	Birthday Book Club	4,825.69	0.00	0.00	0.00	4,825.69
4710	Student Council	0.00	0.00	0.00	0.00	0.00
	D Totals:	4,825.69	0.00	0.00	0.00	4,825.69
E	ADMINISTRATIVE CUSTODIAL					
5040	Fundraising-General	0.00	0.00	0.00	0.00	0.00
5060	Hospitality	0.00	0.00	0.00	0.00	0.00
5070	Library	824.66	0.00	0.00	0.00	824.66
5110	Other Student Activities	0.00	0.00	0.00	0.00	0.00
5121	KG Field Trips-Curriculum Related	0.00	0.00	0.00	0.00	0.00
5122	1st Grade Field Trips-Curriculum Related	0.00	0.00	0.00	0.00	0.00
5123	2nd Grade Field Trips-Curriculum Related	0.00	0.00	0.00	0.00	0.00
5124	3rd Grade Field Trips-Curriculum Related	0.00	0.00	0.00	0.00	0.00
5125	4th Grade Field Trips-Curriculum Related	17.37	0.00	0.00	0.00	17.37
5126	5th Grade Field Trips-Curriculum Related	0.00	0.00	0.00	0.00	0.00
	E Totals:	842.03	0.00	0.00	0.00	842.03
Q	STUDENT FEE FUND					
7000	KG Field Trips	0.00	0.00	0.00	0.00	0.00
7010	1st Grade Field Trips	0.00	0.00	0.00	0.00	0.00
7020	2nd Grade Field Trips	0.00	0.00	0.00	0.00	0.00
7030	3rd Grade Field Trips	0.00	0.00	0.00	0.00	0.00
7040	4th Grade Field Trips	0.00	0.00	0.00	0.00	0.00
7050	5th Grade Field Trips	0.00	0.00	0.00	0.00	0.00
7900	Field Trips-Other	0.00	0.00	0.00	0.00	0.00
	Q Totals:	0.00	0.00	0.00	0.00	0.00
	Aldrich Totals:	23,307.57	0.00	479.20	1.01	22,829.38

Current Cash Balance

Sorted by Site ID, Group ID, Activity ID.

From 07/01/2019 to 07/31/2019.

Site ID	Site Name		Beginning Cash	Receipts	Disbursements	Adjustments	Cash Balance
Group ID	Group Name	Activity ID Activity Name					
BlackEl	Black Elk Elementary						
A	ACTIVITY GENERAL						
	1010	General Admin	18,431.99	2.87	0.00	0.00	18,434.86
	1020	Volunteers-General	33,006.26	0.00	0.00	0.00	33,006.26
	1022	Volunteers - Hospitality	0.00	0.00	0.00	0.00	0.00
	1030	Staff Vending	0.00	0.00	0.00	0.00	0.00
	1105	Laptop Insurance	0.00	0.00	0.00	0.00	0.00
	1106	Laptop Loss/Damage	0.00	0.00	0.00	0.00	0.00
	A	Totals:	51,438.25	2.87	0.00	0.00	51,441.12
D	CLUBS AND ORGANIZATIONS						
	4040	Art	1,984.64	0.00	0.00	0.00	1,984.64
	4070	Birthday Book Club	2,977.44	0.00	0.00	0.00	2,977.44
	4140	Choir	351.51	0.00	0.00	0.00	351.51
	4270	Field Day	1,716.09	0.00	0.00	0.00	1,716.09
	4540	Other Clubs	0.00	0.00	0.00	0.00	0.00
	4580	Reading	50.65	0.00	0.00	0.00	50.65
	4710	Student Council	3,171.19	0.00	0.00	0.00	3,171.19
	D	Totals:	10,251.52	0.00	0.00	0.00	10,251.52
E	ADMINISTRATIVE CUSTODIAL						
	5040	Fundraising-General	0.00	0.00	0.00	0.00	0.00
	5065	Hospitality-VIP	854.31	0.00	0.00	0.00	854.31
	5080	Media	3,852.47	0.00	0.00	0.00	3,852.47
	5100	Other Adm Custodial	0.00	0.00	0.00	0.00	0.00
	5110	Other Student Activities	0.00	0.00	0.00	0.00	0.00
	5121	KG Field Trips-Curriculum Related	6.50	0.00	0.00	0.00	6.50
	5122	1st Grade Field Trips-Curriculum Related	0.00	0.00	0.00	0.00	0.00
	5123	2nd Grade Field Trips-Curriculum Related	0.00	0.00	0.00	0.00	0.00
	5124	3rd Grade Field Trips-Curriculum Related	0.00	0.00	0.00	0.00	0.00
	5125	4th Grade Field Trips-Curriculum Related	0.00	0.00	0.00	0.00	0.00
	5126	5th Grade Field Trips-Curriculum Related	0.00	0.00	0.00	0.00	0.00
	5140	PayBac	809.55	0.00	0.00	0.00	809.55
	E	Totals:	5,522.83	0.00	0.00	0.00	5,522.83
Q	STUDENT FEE FUND						
	7000	KG Field Trips	0.00	0.00	0.00	0.00	0.00
	7900	Field Trips-Other	0.00	0.00	0.00	0.00	0.00
	Q	Totals:	0.00	0.00	0.00	0.00	0.00
	BlackElk	Totals:	67,212.60	2.87	0.00	0.00	67,215.47

Current Cash Balance

Sorted by Site ID, Group ID, Activity ID.
From 07/01/2019 to 07/31/2019.

Site ID	Site Name	Beginning Cash	Receipts	Disbursements	Adjustments	Cash Balance
Group ID	Group Name					
Activity ID	Activity Name					
Bryan	Bryan Elementary School					
A	ACTIVITY GENERAL					
1010	General Admin	17,977.29	1.44	0.00	0.00	17,978.73
1030	Staff Vending	170.59	0.00	0.00	0.00	170.59
1105	Laptop Insurance	0.00	0.00	0.00	0.00	0.00
1106	Laptop Loss/Damage	0.00	0.00	0.00	0.00	0.00
	A Totals:	18,147.88	1.44	0.00	0.00	18,149.32
D	CLUBS AND ORGANIZATIONS					
4040	Art	394.60	0.00	0.00	0.00	394.60
4220	Drama Club	122.07	0.00	0.00	0.00	122.07
4500	Music	498.84	0.00	0.00	0.00	498.84
4710	Student Council	2,006.67	0.00	0.00	0.00	2,006.67
	D Totals:	3,022.18	0.00	0.00	0.00	3,022.18
E	ADMINISTRATIVE CUSTODIAL					
5015	Circle of Friends	0.00	0.00	0.00	0.00	0.00
5040	Fundraising-General	6,409.37	0.00	2,000.00	0.00	4,409.37
5060	Hospitality	0.00	0.00	0.00	0.00	0.00
5080	Media	4,500.97	0.00	0.00	0.00	4,500.97
5100	Other Adm Custodial	0.00	0.00	0.00	0.00	0.00
5110	Other Student Activities	1,640.54	0.00	0.00	0.00	1,640.54
5121	KG Field Trips-Curriculum Related	-674.89	0.00	0.00	0.00	-674.89
5122	1st Grade Field Trips-Curriculum Related	-275.95	0.00	0.00	0.00	-275.95
5123	2nd Grade Field Trips-Curriculum Related	-805.23	0.00	0.00	0.00	-805.23
5124	3rd Grade Field Trips-Curriculum Related	-128.63	0.00	0.00	0.00	-128.63
5125	4th Grade Field Trips-Curriculum Related	-18.50	0.00	0.00	0.00	-18.50
5126	5th Grade Field Trips-Curriculum Related	364.03	0.00	0.00	0.00	364.03
5180	Teacher Fund/Grants	1,489.84	0.00	0.00	0.00	1,489.84
	E Totals:	12,501.55	0.00	2,000.00	0.00	10,501.55
Q	STUDENT FEE FUND					
7000	KG Field Trips	0.00	0.00	0.00	0.00	0.00
7010	1st Grade Field Trips	0.00	0.00	0.00	0.00	0.00
7020	2nd Grade Field Trips	0.00	0.00	0.00	0.00	0.00
7030	3rd Grade Field Trips	0.00	0.00	0.00	0.00	0.00
7040	4th Grade Field Trips	0.00	0.00	0.00	0.00	0.00
7050	5th Grade Field Trips	0.00	0.00	0.00	0.00	0.00
7900	Field Trips-Other	0.00	0.00	0.00	0.00	0.00
	Q Totals:	0.00	0.00	0.00	0.00	0.00
	Bryan Totals:	33,671.61	1.44	2,000.00	0.00	31,673.05

Current Cash Balance

Sorted by Site ID, Group ID, Activity ID.
From 07/01/2019 to 07/31/2019.

Site ID	Site Name	Beginning Cash	Receipts	Disbursements	Adjustments	Cash Balance
Group ID	Group Name					
Activity ID	Activity Name					
Cather	Cather Elementary					
A	ACTIVITY GENERAL					
1010	General Admin	14,060.37	0.92	0.00	-2,357.00	11,704.29
1030	Staff Vending	0.00	0.00	0.00	0.00	0.00
1105	Laptop Insurance	0.00	0.00	0.00	0.00	0.00
1106	Laptop Loss/Damage	0.00	0.00	0.00	0.00	0.00
	A Totals:	14,060.37	0.92	0.00	-2,357.00	11,704.29
D	CLUBS AND ORGANIZATIONS					
4038	Archery	-52.05	0.00	0.00	0.00	-52.05
4040	Art	0.00	0.00	0.00	0.00	0.00
4090	Bowling Club	0.00	0.00	0.00	0.00	0.00
4540	Other Clubs	-54.00	0.00	0.00	0.00	-54.00
4600	Robotics & Engineering Club	-49.79	0.00	0.00	2,357.00	2,307.21
4610	SAFE/DARE/Drug Free	77.23	0.00	0.00	0.00	77.23
4710	Student Council	1,924.79	0.00	160.50	0.00	1,764.29
	D Totals:	1,846.18	0.00	160.50	2,357.00	4,042.68
E	ADMINISTRATIVE CUSTODIAL					
5040	Fundraising-General	0.00	0.00	0.00	0.00	0.00
5060	Hospitality	-2.54	0.00	0.00	0.00	-2.54
5070	Library	2,961.72	0.00	0.00	0.00	2,961.72
5110	Other Student Activities	0.00	0.00	0.00	0.00	0.00
5121	KG Field Trips-Curriculum Related	73.93	0.00	0.00	0.00	73.93
5122	1st Grade Field Trips-Curriculum Related	94.50	0.00	0.00	0.00	94.50
5123	2nd Grade Field Trips-Curriculum Related	648.93	0.00	0.00	0.00	648.93
5124	3rd Grade Field Trips-Curriculum Related	96.41	0.00	0.00	0.00	96.41
5125	4th Grade Field Trips-Curriculum Related	94.50	0.00	0.00	0.00	94.50
5126	5th Grade Field Trips-Curriculum Related	237.67	0.00	0.00	0.00	237.67
5140	PayBac	1,781.17	0.00	0.00	0.00	1,781.17
	E Totals:	5,986.29	0.00	0.00	0.00	5,986.29
Q	STUDENT FEE FUND					
7900	Field Trips-Other	0.00	0.00	0.00	0.00	0.00
	Q Totals:	0.00	0.00	0.00	0.00	0.00
	Cather Totals:	21,892.84	0.92	160.50	0.00	21,733.26

Current Cash Balance

Sorted by Site ID, Group ID, Activity ID.
From 07/01/2019 to 07/31/2019.

Site ID	Site Name						
Group ID	Group Name						
Activity ID	Activity Name	Beginning Cash	Receipts	Disbursements	Adjustments	Cash Balance	
Cody	Cody Elementary School						
A	ACTIVITY GENERAL						
1010	General Admin	1,889.70	0.68	0.00	0.00	1,890.38	
1030	Staff Vending	135.58	0.00	0.00	0.00	135.58	
1043	Playground	1,987.22	0.00	0.00	0.00	1,987.22	
1050	Projects/Support	765.26	0.00	0.00	0.00	765.26	
1105	Laptop Insurance	0.00	0.00	0.00	0.00	0.00	
1106	Laptop Loss/Damage	0.00	0.00	0.00	0.00	0.00	
	A Totals:	4,777.76	0.68	0.00	0.00	4,778.44	
D	CLUBS AND ORGANIZATIONS						
4040	Art	0.00	0.00	0.00	0.00	0.00	
4100	Builders Club	136.00	0.00	0.00	0.00	136.00	
4140	Choir	237.71	0.00	0.00	0.00	237.71	
4540	Other Clubs	0.00	0.00	0.00	0.00	0.00	
4710	Student Council	3,678.20	0.00	0.00	0.00	3,678.20	
	D Totals:	4,051.91	0.00	0.00	0.00	4,051.91	
E	ADMINISTRATIVE CUSTODIAL						
5040	Fundraising-General	0.00	0.00	0.00	0.00	0.00	
5060	Hospitality	0.00	0.00	0.00	0.00	0.00	
5080	Media	4,210.09	0.00	0.00	0.00	4,210.09	
5110	Other Student Activities	686.32	0.00	0.00	0.00	686.32	
5121	KG Field Trips-Curriculum Related	0.00	0.00	0.00	0.00	0.00	
5122	1st Grade Field Trips-Curriculum Related	528.20	0.00	0.00	0.00	528.20	
5123	2nd Grade Field Trips-Curriculum Related	713.70	0.00	0.00	0.00	713.70	
5124	3rd Grade Field Trips-Curriculum Related	227.12	0.00	0.00	0.00	227.12	
5125	4th Grade Field Trips-Curriculum Related	220.61	0.00	0.00	0.00	220.61	
5126	5th Grade Field Trips-Curriculum Related	72.00	0.00	0.00	0.00	72.00	
5165	Logo Sales	210.82	0.00	0.00	0.00	210.82	
5170	Student Notebooks	0.00	0.00	0.00	0.00	0.00	
	E Totals:	6,868.86	0.00	0.00	0.00	6,868.86	
Q	STUDENT FEE FUND						
7900	Field Trips-Other	0.00	0.00	0.00	0.00	0.00	
	Q Totals:	0.00	0.00	0.00	0.00	0.00	
	Cody Totals:	15,698.53	0.68	0.00	0.00	15,699.21	

Current Cash Balance

Sorted by Site ID, Group ID, Activity ID.
From 07/01/2019 to 07/31/2019.

Site ID	Site Name	Beginning Cash	Receipts	Disbursements	Adjustments	Cash Balance
Group ID	Group Name					
Activity ID	Activity Name					
Cottonw Cottonwood Elementary School						
A	ACTIVITY GENERAL					
1010	General Admin	18,825.86	1.54	0.00	0.00	18,827.40
1030	Staff Vending	447.06	0.00	0.00	0.00	447.06
1105	Laptop Insurance	0.00	0.00	0.00	0.00	0.00
1106	Laptop Loss/Damage	0.00	0.00	0.00	0.00	0.00
	A Totals:	19,272.92	1.54	0.00	0.00	19,274.46
D	CLUBS AND ORGANIZATIONS					
4040	Art	11.76	0.00	0.00	0.00	11.76
4580	Reading	0.00	0.00	0.00	0.00	0.00
4610	SAFE/DARE/Drug Free	0.00	0.00	0.00	0.00	0.00
4710	Student Council	2,628.44	0.00	0.00	0.00	2,628.44
4750	Volunteer Club	12,433.25	0.00	0.00	0.00	12,433.25
	D Totals:	15,073.45	0.00	0.00	0.00	15,073.45
E	ADMINISTRATIVE CUSTODIAL					
5040	Fundraising-General	-60.46	0.00	0.00	0.00	-60.46
5060	Hospitality	0.00	0.00	0.00	0.00	0.00
5070	Library	333.65	0.00	0.00	0.00	333.65
5110	Other Student Activities	1,566.11	0.00	0.00	0.00	1,566.11
5121	KG Field Trips-Curriculum Related	-324.06	0.00	0.00	0.00	-324.06
5122	1st Grade Field Trips-Curriculum Related	-387.32	0.00	0.00	0.00	-387.32
5123	2nd Grade Field Trips-Curriculum Related	249.96	0.00	0.00	0.00	249.96
5124	3rd Grade Field Trips-Curriculum Related	532.58	0.00	0.00	0.00	532.58
5125	4th Grade Field Trips-Curriculum Related	-220.12	0.00	0.00	0.00	-220.12
5126	5th Grade Field Trips-Curriculum Related	-725.40	0.00	0.00	0.00	-725.40
5142	Preschool	92.00	0.00	0.00	0.00	92.00
5180	Teacher Fund/Grants	192.58	0.00	0.00	0.00	192.58
	E Totals:	1,249.52	0.00	0.00	0.00	1,249.52
Q	STUDENT FEE FUND					
7900	Field Trips-Other	0.00	0.00	0.00	0.00	0.00
	Q Totals:	0.00	0.00	0.00	0.00	0.00
S	ATHLETIC					
9055	Athletics - Projects	0.00	0.00	0.00	0.00	0.00
	S Totals:	0.00	0.00	0.00	0.00	0.00
	Cottonw Totals:	35,595.89	1.54	0.00	0.00	35,597.43

Current Cash Balance

Sorted by Site ID, Group ID, Activity ID.
From 07/01/2019 to 07/31/2019.

Site ID	Site Name	Beginning Cash	Receipts	Disbursements	Adjustments	Cash Balance
Group ID	Group Name					
Activity ID	Activity Name					
Disney	Disney Elementary					
A	ACTIVITY GENERAL					
1010	General Admin	4,678.96	0.66	0.00	0.00	4,679.62
1015	Counseling	386.89	0.00	0.00	0.00	386.89
1030	Staff Vending	287.40	0.00	0.00	0.00	287.40
1046	Birthday Board	480.00	0.00	0.00	0.00	480.00
1105	Laptop Insurance	0.00	0.00	0.00	0.00	0.00
1106	Laptop Loss/Damage	0.00	0.00	0.00	0.00	0.00
	A Totals:	5,833.25	0.66	0.00	0.00	5,833.91
D	CLUBS AND ORGANIZATIONS					
4570	Play Production	2,049.10	0.00	0.00	0.00	2,049.10
4710	Student Council	947.86	0.00	0.00	0.00	947.86
	D Totals:	2,996.96	0.00	0.00	0.00	2,996.96
E	ADMINISTRATIVE CUSTODIAL					
5040	Fundraising-General	2,476.33	0.00	0.00	0.00	2,476.33
5070	Library	2,724.86	0.00	0.00	0.00	2,724.86
5120	P.E.	1,106.70	0.00	0.00	0.00	1,106.70
5121	KG Field Trips-Curriculum Related	0.00	0.00	0.00	0.00	0.00
5122	1st Grade Field Trips-Curriculum Related	39.00	0.00	0.00	0.00	39.00
5123	2nd Grade Field Trips-Curriculum Related	-39.00	0.00	0.00	0.00	-39.00
5124	3rd Grade Field Trips-Curriculum Related	0.50	0.00	0.00	0.00	0.50
5125	4th Grade Field Trips-Curriculum Related	6.50	0.00	0.00	0.00	6.50
5126	5th Grade Field Trips-Curriculum Related	13.45	0.00	0.00	0.00	13.45
	E Totals:	6,328.34	0.00	0.00	0.00	6,328.34
Q	STUDENT FEE FUND					
7090	ACP (SpEd) Trips	0.00	0.00	0.00	0.00	0.00
7900	Field Trips-Other	0.00	0.00	0.00	0.00	0.00
	Q Totals:	0.00	0.00	0.00	0.00	0.00
	Disney Totals:	15,158.55	0.66	0.00	0.00	15,159.21

Current Cash Balance

Sorted by Site ID, Group ID, Activity ID.
From 07/01/2019 to 07/31/2019.

Site ID Group ID	Site Name Group Name	Activity ID	Activity Name	Beginning Cash	Receipts	Disbursements	Adjustments	Cash Balance
Ezra	Ezra Elementary							
A	ACTIVITY GENERAL							
	1010		General Admin	19,900.91	114.42	0.00	0.00	20,015.33
	1030		Staff Vending	0.00	0.00	0.00	0.00	0.00
	1105		Laptop Insurance	0.00	0.00	0.00	0.00	0.00
	1106		Laptop Loss/Damage	0.00	0.00	0.00	0.00	0.00
	A		Totals:	19,900.91	114.42	0.00	0.00	20,015.33
D	CLUBS AND ORGANIZATIONS							
	4010		40 Assets	0.00	0.00	0.00	0.00	0.00
	4040		Art	0.00	0.00	0.00	0.00	0.00
	4090		Bowling Club	0.00	0.00	0.00	0.00	0.00
	4500		Music	368.89	0.00	0.00	0.00	368.89
	D		Totals:	368.89	0.00	0.00	0.00	368.89
E	ADMINISTRATIVE CUSTODIAL							
	5040		Fundraising-General	0.00	0.00	0.00	0.00	0.00
	5060		Hospitality	0.00	0.00	0.00	0.00	0.00
	5070		Library	3,366.18	0.00	0.00	0.00	3,366.18
	5110		Other Student Activities	0.00	0.00	0.00	0.00	0.00
	5121		KG Field Trips-Curriculum Related	64.37	0.00	0.00	0.00	64.37
	5122		1st Grade Field Trips-Curriculum Related	0.00	0.00	0.00	0.00	0.00
	5123		2nd Grade Field Trips-Curriculum Related	0.00	0.00	0.00	0.00	0.00
	5124		3rd Grade Field Trips-Curriculum Related	0.00	0.00	0.00	0.00	0.00
	5125		4th Grade Field Trips-Curriculum Related	122.37	0.00	0.00	0.00	122.37
	5126		5th Grade Field Trips-Curriculum Related	1,975.66	0.00	0.00	0.00	1,975.66
	5165		Logo Sales	0.00	0.00	0.00	0.00	0.00
	5170		Student Notebooks	0.00	0.00	0.00	0.00	0.00
	E		Totals:	5,528.58	0.00	0.00	0.00	5,528.58
Q	STUDENT FEE FUND							
	7090		ACP (SpEd) Trips	0.00	0.00	0.00	0.00	0.00
	7900		Field Trips-Other	0.00	0.00	0.00	0.00	0.00
	Q		Totals:	0.00	0.00	0.00	0.00	0.00
	Ezra		Totals:	25,798.38	114.42	0.00	0.00	25,912.80

Current Cash Balance

Sorted by Site ID, Group ID, Activity ID.
From 07/01/2019 to 07/31/2019.

Site ID	Site Name					
Group ID	Group Name					
Activity ID	Activity Name	Beginning Cash	Receipts	Disbursements	Adjustments	Cash Balance
HarveyO Harvey Oaks Elementary						
A	ACTIVITY GENERAL					
1010	General Admin	10,967.56	0.54	2,655.25	0.00	8,312.85
1030	Staff Vending	0.00	0.00	0.00	0.00	0.00
1105	Laptop Insurance	0.00	0.00	0.00	0.00	0.00
1106	Laptop Loss/Damage	0.00	0.00	0.00	0.00	0.00
1170	Wellness	621.77	0.00	0.00	0.00	621.77
A Totals:		11,589.33	0.54	2,655.25	0.00	8,934.62
D	CLUBS AND ORGANIZATIONS					
4040	Art	0.00	0.00	0.00	0.00	0.00
4140	Choir	0.00	0.00	0.00	0.00	0.00
4620	Safety Patrol	0.00	0.00	0.00	0.00	0.00
4710	Student Council	382.89	0.00	0.00	0.00	382.89
D Totals:		382.89	0.00	0.00	0.00	382.89
E	ADMINISTRATIVE CUSTODIAL					
5040	Fundraising-General	0.00	0.00	0.00	0.00	0.00
5050	HAL	0.00	0.00	0.00	0.00	0.00
5070	Library	447.78	0.00	0.00	0.00	447.78
5110	Other Student Activities	0.00	0.00	0.00	0.00	0.00
5121	KG Field Trips-Curriculum Related	0.00	0.00	0.00	0.00	0.00
5122	1st Grade Field Trips-Curriculum Related	0.00	0.00	0.00	0.00	0.00
5123	2nd Grade Field Trips-Curriculum Related	0.00	0.00	0.00	0.00	0.00
5124	3rd Grade Field Trips-Curriculum Related	0.00	0.00	0.00	0.00	0.00
5125	4th Grade Field Trips-Curriculum Related	0.00	0.00	0.00	0.00	0.00
5126	5th Grade Field Trips-Curriculum Related	150.00	0.00	0.00	0.00	150.00
5142	Preschool	0.00	0.00	0.00	0.00	0.00
5180	Teacher Fund/Grants	0.00	0.00	0.00	0.00	0.00
E Totals:		597.78	0.00	0.00	0.00	597.78
HarveyO Totals:		12,570.00	0.54	2,655.25	0.00	9,915.29

Current Cash Balance

Sorted by Site ID, Group ID, Activity ID.
From 07/01/2019 to 07/31/2019.

Site ID	Site Name	Beginning Cash	Receipts	Disbursements	Adjustments	Cash Balance
Group ID	Group Name					
Activity ID	Activity Name					
Hitchco	Hitchcock Elementary					
A	ACTIVITY GENERAL					
1010	General Admin	28,853.31	1.65	0.00	0.00	28,854.96
1030	Staff Vending	516.42	0.00	0.00	0.00	516.42
1105	Laptop Insurance	0.00	0.00	0.00	0.00	0.00
1106	Laptop Loss/Damage	0.00	0.00	0.00	0.00	0.00
	A Totals:	29,369.73	1.65	0.00	0.00	29,371.38
D	CLUBS AND ORGANIZATIONS					
4040	Art	1,989.45	0.00	0.00	0.00	1,989.45
4540	Other Clubs	0.00	0.00	0.00	0.00	0.00
4580	Reading	1,917.25	0.00	0.00	0.00	1,917.25
4710	Student Council	368.32	0.00	0.00	0.00	368.32
	D Totals:	4,275.02	0.00	0.00	0.00	4,275.02
E	ADMINISTRATIVE CUSTODIAL					
5040	Fundraising-General	1,957.50	0.00	0.00	0.00	1,957.50
5060	Hospitality	32.50	0.00	0.00	0.00	32.50
5070	Library	3,532.81	0.00	0.00	0.00	3,532.81
5110	Other Student Activities	0.00	0.00	0.00	0.00	0.00
5121	KG Field Trips-Curriculum Related	-108.92	0.00	0.00	0.00	-108.92
5122	1st Grade Field Trips-Curriculum Related	-34.50	0.00	0.00	0.00	-34.50
5123	2nd Grade Field Trips-Curriculum Related	-98.02	0.00	0.00	0.00	-98.02
5124	3rd Grade Field Trips-Curriculum Related	50.10	0.00	0.00	0.00	50.10
5125	4th Grade Field Trips-Curriculum Related	-390.27	0.00	0.00	0.00	-390.27
5126	5th Grade Field Trips-Curriculum Related	167.28	0.00	0.00	0.00	167.28
5165	Logo Sales	84.62	0.00	0.00	0.00	84.62
	E Totals:	5,193.10	0.00	0.00	0.00	5,193.10
Q	STUDENT FEE FUND					
7000	KG Field Trips	0.00	0.00	0.00	0.00	0.00
7010	1st Grade Field Trips	0.00	0.00	0.00	0.00	0.00
7020	2nd Grade Field Trips	0.00	0.00	0.00	0.00	0.00
7030	3rd Grade Field Trips	0.00	0.00	0.00	0.00	0.00
7040	4th Grade Field Trips	0.00	0.00	0.00	0.00	0.00
7050	5th Grade Field Trips	0.00	0.00	0.00	0.00	0.00
7090	ACP (SpEd) Trips	0.00	0.00	0.00	0.00	0.00
7140	Mini-Classes	0.00	0.00	0.00	0.00	0.00
7900	Field Trips-Other	0.00	0.00	0.00	0.00	0.00
	Q Totals:	0.00	0.00	0.00	0.00	0.00
	Hitchcoc Totals:	38,837.85	1.65	0.00	0.00	38,839.50

Current Cash Balance

Sorted by Site ID, Group ID, Activity ID.
From 07/01/2019 to 07/31/2019.

Site ID	Site Name	Beginning Cash	Receipts	Disbursements	Adjustments	Cash Balance
Group ID	Group Name					
Activity ID	Activity Name					
HollingH	Holling Heights Elementary					
A	ACTIVITY GENERAL					
1010	General Admin	36,389.32	2.50	0.00	0.00	36,391.82
1030	Staff Vending	406.12	0.00	0.00	0.00	406.12
1040	Donations	8,250.52	0.00	0.00	0.00	8,250.52
1049	Food Pantry	215.00	0.00	0.00	0.00	215.00
1105	Laptop Insurance	0.00	0.00	0.00	0.00	0.00
1106	Laptop Loss/Damage	0.00	0.00	0.00	0.00	0.00
	A Totals:	45,260.96	2.50	0.00	0.00	45,263.46
D	CLUBS AND ORGANIZATIONS					
4710	Student Council	1,029.03	0.00	0.00	0.00	1,029.03
	D Totals:	1,029.03	0.00	0.00	0.00	1,029.03
E	ADMINISTRATIVE CUSTODIAL					
5016	Family Events	658.35	0.00	0.00	0.00	658.35
5040	Fundraising-General	0.00	0.00	0.00	0.00	0.00
5070	Library	5,291.39	0.00	0.00	0.00	5,291.39
5113	SBS Field Trips	-161.28	0.00	0.00	0.00	-161.28
5121	KG Field Trips-Curriculum Related	0.00	0.00	0.00	0.00	0.00
5122	1st Grade Field Trips-Curriculum Related	0.00	0.00	0.00	0.00	0.00
5123	2nd Grade Field Trips-Curriculum Related	6.46	0.00	0.00	0.00	6.46
5124	3rd Grade Field Trips-Curriculum Related	0.00	0.00	0.00	0.00	0.00
5125	4th Grade Field Trips-Curriculum Related	82.70	0.00	0.00	0.00	82.70
5126	5th Grade Field Trips-Curriculum Related	32.70	0.00	0.00	0.00	32.70
5140	PayBac	5,901.07	0.00	0.00	0.00	5,901.07
5180	Teacher Fund/Grants	0.00	0.00	0.00	0.00	0.00
5182	Behavior Skills Grant	500.00	0.00	0.00	0.00	500.00
	E Totals:	12,311.39	0.00	0.00	0.00	12,311.39
Q	STUDENT FEE FUND					
7900	Field Trips-Other	0.00	0.00	0.00	0.00	0.00
	Q Totals:	0.00	0.00	0.00	0.00	0.00
	HollingHt Totals:	58,601.38	2.50	0.00	0.00	58,603.88

Current Cash Balance

Sorted by Site ID, Group ID, Activity ID.

From 07/01/2019 to 07/31/2019.

Site ID	Site Name		Beginning Cash	Receipts	Disbursements	Adjustments	Cash Balance
Group ID	Group Name	Activity ID Activity Name					
Montclair Montclair Elementary							
A	ACTIVITY GENERAL						
	1010	General Admin	14,588.81	1.49	932.20	0.00	13,658.10
	1030	Staff Vending	483.21	0.00	0.00	0.00	483.21
	1106	Laptop Loss/Damage	0.00	0.00	0.00	0.00	0.00
	A Totals:		15,072.02	1.49	932.20	0.00	14,141.31
D	CLUBS AND ORGANIZATIONS						
	4040	Art	1,245.24	0.00	0.00	0.00	1,245.24
	4570	Play Production	4,758.99	0.00	0.00	0.00	4,758.99
	4610	SAFE/DARE/Drug Free	1.84	0.00	0.00	0.00	1.84
	4645	Show Choir	544.66	0.00	0.00	0.00	544.66
	4710	Student Council	2,113.36	0.00	0.00	0.00	2,113.36
	D Totals:		8,664.09	0.00	0.00	0.00	8,664.09
E	ADMINISTRATIVE CUSTODIAL						
	5040	Fundraising-General	0.00	0.00	0.00	0.00	0.00
	5060	Hospitality	4.82	0.00	0.00	0.00	4.82
	5070	Library	8,151.30	0.00	0.00	0.00	8,151.30
	5110	Other Student Activities	-30.12	0.00	0.00	0.00	-30.12
	5116	Montessori KG	-776.77	0.00	0.00	0.00	-776.77
	5117	Montessori 1-3	1,322.56	0.00	0.00	0.00	1,322.56
	5118	Montessori 4-5	-12.49	0.00	0.00	0.00	-12.49
	5120	P.E.	866.75	0.00	0.00	0.00	866.75
	5121	KG Field Trips-Curriculum Related	-167.55	0.00	0.00	0.00	-167.55
	5122	1st Grade Field Trips-Curriculum Related	32.53	0.00	0.00	0.00	32.53
	5123	2nd Grade Field Trips-Curriculum Related	0.00	0.00	0.00	0.00	0.00
	5124	3rd Grade Field Trips-Curriculum Related	0.00	0.00	0.00	0.00	0.00
	5125	4th Grade Field Trips-Curriculum Related	-464.85	0.00	0.00	0.00	-464.85
	5126	5th Grade Field Trips-Curriculum Related	39.76	0.00	0.00	0.00	39.76
	E Totals:		8,965.94	0.00	0.00	0.00	8,965.94
Q	STUDENT FEE FUND						
	7110	Montessori PreK	323.36	0.00	0.00	0.00	323.36
	7140	Mini-Classes	2,046.24	0.00	0.00	0.00	2,046.24
	7900	Field Trips-Other	-101.78	0.00	0.00	0.00	-101.78
	Q Totals:		2,267.82	0.00	0.00	0.00	2,267.82
Montclair Totals:			34,969.87	1.49	932.20	0.00	34,039.16

Current Cash Balance

Sorted by Site ID, Group ID, Activity ID.
From 07/01/2019 to 07/31/2019.

Site ID	Site Name		Beginning Cash	Receipts	Disbursements	Adjustments	Cash Balance
Group ID	Group Name	Activity ID Activity Name					
Morton	Morton Elementary						
A	ACTIVITY GENERAL						
	1010	General Admin	64.03	0.32	0.00	0.00	64.35
	1030	Staff Vending	0.00	0.00	0.00	0.00	0.00
	1105	Laptop Insurance	0.00	0.00	0.00	0.00	0.00
	1106	Laptop Loss/Damage	0.00	0.00	0.00	0.00	0.00
	A	Totals:	64.03	0.32	0.00	0.00	64.35
D	CLUBS AND ORGANIZATIONS						
	4230	Environmental Club	127.16	0.00	0.00	0.00	127.16
	4580	Reading	139.24	0.00	0.00	0.00	139.24
	4610	SAFE/DARE/Drug Free	0.00	0.00	0.00	0.00	0.00
	4620	Safety Patrol	0.00	0.00	0.00	0.00	0.00
	4710	Student Council	810.56	0.00	0.00	0.00	810.56
	D	Totals:	1,076.96	0.00	0.00	0.00	1,076.96
E	ADMINISTRATIVE CUSTODIAL						
	5015	Circle of Friends	37.59	0.00	0.00	0.00	37.59
	5040	Fundraising-General	0.00	0.00	0.00	0.00	0.00
	5060	Hospitality	665.44	0.00	0.00	0.00	665.44
	5070	Library	4,960.17	0.00	0.00	0.00	4,960.17
	5110	Other Student Activities	0.00	0.00	0.00	0.00	0.00
	5121	KG Field Trips-Curriculum Related	84.01	0.00	0.00	0.00	84.01
	5122	1st Grade Field Trips-Curriculum Related	0.00	0.00	0.00	0.00	0.00
	5123	2nd Grade Field Trips-Curriculum Related	22.81	0.00	0.00	0.00	22.81
	5124	3rd Grade Field Trips-Curriculum Related	-12.50	0.00	0.00	0.00	-12.50
	5125	4th Grade Field Trips-Curriculum Related	-119.25	0.00	0.00	0.00	-119.25
	5126	5th Grade Field Trips-Curriculum Related	-155.48	0.00	0.00	0.00	-155.48
	5140	PayBac	82.94	0.00	0.00	0.00	82.94
	E	Totals:	5,565.73	0.00	0.00	0.00	5,565.73
Q	STUDENT FEE FUND						
	7900	Field Trips-Other	0.00	0.00	0.00	0.00	0.00
	Q	Totals:	0.00	0.00	0.00	0.00	0.00
	Morton	Totals:	6,706.72	0.32	0.00	0.00	6,707.04

Current Cash Balance

Sorted by Site ID, Group ID, Activity ID.
From 07/01/2019 to 07/31/2019.

Site ID	Site Name	Beginning Cash	Receipts	Disbursements	Adjustments	Cash Balance
Group ID	Group Name					
Activity ID	Activity Name					
Neihardt Neihardt Elementary School						
A	ACTIVITY GENERAL					
1010	General Admin	18,025.53	1.50	46.00	0.00	17,981.03
1030	Staff Vending	101.00	0.00	0.00	0.00	101.00
1105	Laptop Insurance	0.00	0.00	0.00	0.00	0.00
1106	Laptop Loss/Damage	0.00	0.00	0.00	0.00	0.00
	A Totals:	18,126.53	1.50	46.00	0.00	18,082.03
D	CLUBS AND ORGANIZATIONS					
4140	Choir	923.97	0.00	0.00	0.00	923.97
4620	Safety Patrol	0.00	0.00	0.00	0.00	0.00
4710	Student Council	519.70	0.00	0.00	0.00	519.70
4770	Yearbook	3,089.89	0.00	0.00	0.00	3,089.89
	D Totals:	4,533.56	0.00	0.00	0.00	4,533.56
E	ADMINISTRATIVE CUSTODIAL					
5015	Circle of Friends	0.00	0.00	0.00	0.00	0.00
5035	Fuel Up to Play 60	360.68	0.00	0.00	0.00	360.68
5040	Fundraising-General	7,193.92	0.00	0.00	0.00	7,193.92
5070	Library	1,416.12	0.00	0.00	0.00	1,416.12
5110	Other Student Activities	0.00	0.00	0.00	0.00	0.00
5121	KG Field Trips-Curriculum Related	-773.19	0.00	0.00	0.00	-773.19
5122	1st Grade Field Trips-Curriculum Related	316.49	0.00	0.00	0.00	316.49
5123	2nd Grade Field Trips-Curriculum Related	1,273.64	0.00	0.00	0.00	1,273.64
5124	3rd Grade Field Trips-Curriculum Related	256.83	0.00	0.00	0.00	256.83
5125	4th Grade Field Trips-Curriculum Related	0.00	0.00	0.00	0.00	0.00
5126	5th Grade Field Trips-Curriculum Related	-133.39	0.00	0.00	0.00	-133.39
5140	PayBac	2,736.90	0.00	0.00	0.00	2,736.90
	E Totals:	12,648.00	0.00	0.00	0.00	12,648.00
Q	STUDENT FEE FUND					
7900	Field Trips-Other	0.00	0.00	0.00	0.00	0.00
	Q Totals:	0.00	0.00	0.00	0.00	0.00
	Neihardt Totals:	35,308.09	1.50	46.00	0.00	35,263.59

Current Cash Balance

Sorted by Site ID, Group ID, Activity ID.
From 07/01/2019 to 07/31/2019.

Site ID	Site Name						
Group ID	Group Name						
Activity ID	Activity Name	Beginning Cash	Receipts	Disbursements	Adjustments	Cash Balance	
Norris	Norris Elementary School						
A	ACTIVITY GENERAL						
1010	General Admin	18.90	1.36	0.00	0.00	20.26	
1030	Staff Vending	303.33	0.00	0.00	0.00	303.33	
1043	Playground	11,742.56	0.00	0.00	0.00	11,742.56	
1045	Gym Teachers Activity Account	468.92	0.00	0.00	0.00	468.92	
1050	Projects/Support	3,689.35	0.00	0.00	0.00	3,689.35	
1055	After School Tutoring Programs	1,153.00	0.00	0.00	0.00	1,153.00	
1105	Laptop Insurance	0.00	0.00	0.00	0.00	0.00	
1106	Laptop Loss/Damage	0.00	0.00	0.00	0.00	0.00	
	A Totals:	17,376.06	1.36	0.00	0.00	17,377.42	
D	CLUBS AND ORGANIZATIONS						
4010	40 Assets	2,059.12	0.00	0.00	0.00	2,059.12	
4040	Art	1,202.65	0.00	0.00	0.00	1,202.65	
4500	Music	148.66	0.00	0.00	0.00	148.66	
4580	Reading	96.19	0.00	0.00	0.00	96.19	
4620	Safety Patrol	0.00	0.00	0.00	0.00	0.00	
4710	Student Council	648.54	0.00	0.00	0.00	648.54	
4770	Yearbook	215.00	0.00	0.00	0.00	215.00	
	D Totals:	4,370.16	0.00	0.00	0.00	4,370.16	
E	ADMINISTRATIVE CUSTODIAL						
5060	Hospitality	119.95	0.00	0.00	0.00	119.95	
5080	Media	4,051.95	0.00	0.00	0.00	4,051.95	
5090	Montessori	799.10	0.00	0.00	0.00	799.10	
5116	Montessori KG	0.00	0.00	0.00	0.00	0.00	
5117	Montessori 1-3	0.00	0.00	0.00	0.00	0.00	
5118	Montessori 4-5	0.00	0.00	0.00	0.00	0.00	
5121	KG Field Trips-Curriculum Related	0.00	0.00	0.00	0.00	0.00	
5122	1st Grade Field Trips-Curriculum Related	0.00	0.00	0.00	0.00	0.00	
5123	2nd Grade Field Trips-Curriculum Related	0.00	0.00	0.00	0.00	0.00	
5124	3rd Grade Field Trips-Curriculum Related	3.16	0.00	0.00	0.00	3.16	
5125	4th Grade Field Trips-Curriculum Related	0.00	0.00	0.00	0.00	0.00	
5126	5th Grade Field Trips-Curriculum Related	0.00	0.00	0.00	0.00	0.00	
5141	Field Trips-paybac	5,110.52	0.00	0.00	0.00	5,110.52	
5180	Teacher Fund/Grants	0.00	0.00	0.00	0.00	0.00	
	E Totals:	10,084.68	0.00	0.00	0.00	10,084.68	

Current Cash Balance

Sorted by Site ID, Group ID, Activity ID.

From 07/01/2019 to 07/31/2019.

Site ID	Site Name					
Group ID	Group Name					
Activity ID	Activity Name	Beginning Cash	Receipts	Disbursements	Adjustments	Cash Balance
Q	STUDENT FEE FUND					
7000	KG Field Trips	0.00	0.00	0.00	0.00	0.00
7010	1st Grade Field Trips	0.00	0.00	0.00	0.00	0.00
7020	2nd Grade Field Trips	5.00	0.00	0.00	0.00	5.00
7030	3rd Grade Field Trips	0.00	0.00	0.00	0.00	0.00
7040	4th Grade Field Trips	0.00	0.00	0.00	0.00	0.00
7050	5th Grade Field Trips	0.00	0.00	0.00	0.00	0.00
7090	ACP (SpEd) Trips	0.00	0.00	0.00	0.00	0.00
7110	Montessori PreK	-102.57	0.00	0.00	0.00	-102.57
7120	Montessori 1-3	0.00	0.00	0.00	0.00	0.00
7130	Montessori 4th & 5th	0.00	0.00	0.00	0.00	0.00
7150	Jumpstart	0.00	0.00	0.00	0.00	0.00
7900	Field Trips-Other	0.00	0.00	0.00	0.00	0.00
	Q Totals:	-97.57	0.00	0.00	0.00	-97.57
	Norris Totals:	31,733.33	1.36	0.00	0.00	31,734.69

Current Cash Balance

Sorted by Site ID, Group ID, Activity ID.
From 07/01/2019 to 07/31/2019.

Site ID	Site Name		Beginning Cash	Receipts	Disbursements	Adjustments	Cash Balance
Group ID	Group Name	Activity ID Activity Name					
Reagan	Reagan Elementary						
A	ACTIVITY GENERAL						
	1010	General Admin	24,089.32	4.89	19.85	0.00	24,074.36
	1020	Volunteers-General	71,621.20	31.77	0.00	0.00	71,652.97
	1022	Volunteers - Hospitality	0.00	0.00	0.00	0.00	0.00
	1030	Staff Vending	375.03	0.00	0.00	0.00	375.03
	1045	Gym Teachers Activity Account	7,541.85	0.00	0.00	0.00	7,541.85
	1105	Laptop Insurance	0.00	0.00	0.00	0.00	0.00
	1106	Laptop Loss/Damage	0.00	0.00	0.00	0.00	0.00
		A Totals:	103,627.40	36.66	19.85	0.00	103,644.21
D	CLUBS AND ORGANIZATIONS						
	4540	Other Clubs	394.66	0.00	0.00	0.00	394.66
	4710	Student Council	4,809.24	0.00	0.00	0.00	4,809.24
		D Totals:	5,203.90	0.00	0.00	0.00	5,203.90
E	ADMINISTRATIVE CUSTODIAL						
	5040	Fundraising-General	62.00	0.00	0.00	0.00	62.00
	5060	Hospitality	0.00	0.00	0.00	0.00	0.00
	5070	Library	5,649.67	0.00	0.00	0.00	5,649.67
	5110	Other Student Activities	0.00	0.00	0.00	0.00	0.00
	5115	Field Trips-Curriculum Related	-1,848.17	196.44	0.00	0.00	-1,651.73
	5121	KG Field Trips-Curriculum Related	0.00	0.00	0.00	0.00	0.00
	5122	1st Grade Field Trips-Curriculum Related	0.00	0.00	0.00	0.00	0.00
	5123	2nd Grade Field Trips-Curriculum Related	0.00	0.00	0.00	0.00	0.00
	5124	3rd Grade Field Trips-Curriculum Related	0.00	0.00	0.00	0.00	0.00
	5125	4th Grade Field Trips-Curriculum Related	0.00	0.00	0.00	0.00	0.00
	5126	5th Grade Field Trips-Curriculum Related	0.00	0.00	0.00	0.00	0.00
	5140	PayBac	0.00	0.00	0.00	0.00	0.00
		E Totals:	3,863.50	196.44	0.00	0.00	4,059.94
Q	STUDENT FEE FUND						
	7000	KG Field Trips	0.00	0.00	0.00	0.00	0.00
	7010	1st Grade Field Trips	0.00	0.00	0.00	0.00	0.00
	7020	2nd Grade Field Trips	0.00	0.00	0.00	0.00	0.00
	7030	3rd Grade Field Trips	0.00	0.00	0.00	0.00	0.00
	7040	4th Grade Field Trips	0.00	0.00	0.00	0.00	0.00
	7050	5th Grade Field Trips	0.00	0.00	0.00	0.00	0.00
	7900	Field Trips-Other	0.00	0.00	0.00	0.00	0.00
		Q Totals:	0.00	0.00	0.00	0.00	0.00
		Reagan Totals:	112,694.80	233.10	19.85	0.00	112,908.05

Current Cash Balance

Sorted by Site ID, Group ID, Activity ID.
From 07/01/2019 to 07/31/2019.

Site ID	Site Name		Beginning Cash	Receipts	Disbursements	Adjustments	Cash Balance
Group ID	Group Name	Activity ID Activity Name					
Reeder	Reeder Elementary						
A	ACTIVITY GENERAL						
	1010	General Admin	16,496.83	296.73	0.00	0.00	16,793.56
	1030	Staff Vending	388.16	0.00	0.00	0.00	388.16
	1105	Laptop Insurance	0.00	0.00	0.00	0.00	0.00
	1106	Laptop Loss/Damage	0.00	0.00	0.00	0.00	0.00
		A Totals:	16,884.99	296.73	0.00	0.00	17,181.72
D	CLUBS AND ORGANIZATIONS						
	4500	Music	2,132.18	0.00	0.00	0.00	2,132.18
	4580	Reading	0.00	0.00	0.00	0.00	0.00
	4710	Student Council	318.38	0.00	0.00	0.00	318.38
		D Totals:	2,450.56	0.00	0.00	0.00	2,450.56
E	ADMINISTRATIVE CUSTODIAL						
	5040	Fundraising-General	56.91	0.00	0.00	0.00	56.91
	5060	Hospitality	0.00	0.00	0.00	0.00	0.00
	5070	Library	4,070.64	0.00	0.00	0.00	4,070.64
	5110	Other Student Activities	0.00	0.00	0.00	0.00	0.00
	5120	P.E.	2,055.82	0.00	0.00	0.00	2,055.82
	5121	KG Field Trips-Curriculum Related	6.96	0.00	0.00	0.00	6.96
	5122	1st Grade Field Trips-Curriculum Related	12.07	0.00	0.00	0.00	12.07
	5123	2nd Grade Field Trips-Curriculum Related	103.65	0.00	0.00	0.00	103.65
	5124	3rd Grade Field Trips-Curriculum Related	1,365.33	0.00	0.00	0.00	1,365.33
	5125	4th Grade Field Trips-Curriculum Related	742.44	0.00	0.00	0.00	742.44
	5126	5th Grade Field Trips-Curriculum Related	675.75	0.00	0.00	0.00	675.75
	5140	PayBac	3,528.65	0.00	0.00	0.00	3,528.65
	5180	Teacher Fund/Grants	0.00	0.00	0.00	0.00	0.00
		E Totals:	12,618.22	0.00	0.00	0.00	12,618.22
Q	STUDENT FEE FUND						
	7000	KG Field Trips	0.00	0.00	0.00	0.00	0.00
	7010	1st Grade Field Trips	0.00	0.00	0.00	0.00	0.00
	7020	2nd Grade Field Trips	0.00	0.00	0.00	0.00	0.00
	7030	3rd Grade Field Trips	0.00	0.00	0.00	0.00	0.00
	7040	4th Grade Field Trips	0.00	0.00	0.00	0.00	0.00
	7050	5th Grade Field Trips	0.00	0.00	0.00	0.00	0.00
	7090	ACP (SpEd) Trips	0.00	0.00	0.00	0.00	0.00
	7900	Field Trips-Other	0.00	0.00	0.00	0.00	0.00
		Q Totals:	0.00	0.00	0.00	0.00	0.00
		Reeder Totals:	31,953.77	296.73	0.00	0.00	32,250.50

Current Cash Balance

Sorted by Site ID, Group ID, Activity ID.
From 07/01/2019 to 07/31/2019.

Site ID Group ID	Site Name Group Name	Activity ID	Activity Name	Beginning Cash	Receipts	Disbursements	Adjustments	Cash Balance
Rockwell Rockwell Elementary								
A	ACTIVITY GENERAL							
	1010		General Admin	6,735.44	1.40	0.00	0.00	6,736.84
	1030		Staff Vending	513.47	0.00	0.00	0.00	513.47
	1040		Donations	6,374.15	45.02	0.00	0.00	6,419.17
	1048		Parent Involvement Activities	1,035.80	0.00	0.00	0.00	1,035.80
	1105		Laptop Insurance	0.00	0.00	0.00	0.00	0.00
	1106		Laptop Loss/Damage	0.00	0.00	0.00	0.00	0.00
	A Totals:			14,658.86	46.42	0.00	0.00	14,705.28
D	CLUBS AND ORGANIZATIONS							
	4230		Environmental Club	0.00	0.00	0.00	0.00	0.00
	4540		Other Clubs	157.79	0.00	0.00	0.00	157.79
	4610		SAFE/DARE/Drug Free	0.00	0.00	0.00	0.00	0.00
	4710		Student Council	2,119.72	0.00	0.00	0.00	2,119.72
	4770		Yearbook	419.50	0.00	0.00	0.00	419.50
	D Totals:			2,697.01	0.00	0.00	0.00	2,697.01
E	ADMINISTRATIVE CUSTODIAL							
	5040		Fundraising-General	3,072.26	0.00	0.00	0.00	3,072.26
	5070		Library	8,707.71	0.00	0.00	0.00	8,707.71
	5110		Other Student Activities	1,237.67	0.00	0.00	0.00	1,237.67
	5121		KG Field Trips-Curriculum Related	75.40	0.00	0.00	0.00	75.40
	5122		1st Grade Field Trips-Curriculum Related	-5.00	0.00	0.00	0.00	-5.00
	5123		2nd Grade Field Trips-Curriculum Related	72.75	0.00	0.00	0.00	72.75
	5124		3rd Grade Field Trips-Curriculum Related	0.00	0.00	0.00	0.00	0.00
	5125		4th Grade Field Trips-Curriculum Related	80.00	0.00	0.00	0.00	80.00
	5126		5th Grade Field Trips-Curriculum Related	0.00	0.00	0.00	0.00	0.00
	5140		PayBac	1,780.46	0.00	0.00	0.00	1,780.46
	E Totals:			15,021.25	0.00	0.00	0.00	15,021.25
Q	STUDENT FEE FUND							
	7900		Field Trips-Other	250.00	0.00	0.00	0.00	250.00
	Q Totals:			250.00	0.00	0.00	0.00	250.00
Rockwell Totals:				32,627.12	46.42	0.00	0.00	32,673.54

Current Cash Balance

Sorted by Site ID, Group ID, Activity ID.
From 07/01/2019 to 07/31/2019.

Site ID	Site Name		Beginning Cash	Receipts	Disbursements	Adjustments	Cash Balance
Group ID	Group Name						
Activity ID	Activity Name						
Rohwer	Rohwer Elementary						
A	ACTIVITY GENERAL						
1010	General Admin		10,305.21	0.00	0.00	0.00	10,305.21
1030	Staff Vending		85.02	0.00	0.00	0.00	85.02
1040	Donations		16.75	0.00	0.00	0.00	16.75
1105	Laptop Insurance		0.00	0.00	0.00	0.00	0.00
1106	Laptop Loss/Damage		0.00	0.00	0.00	0.00	0.00
	A Totals:		10,406.98	0.00	0.00	0.00	10,406.98
D	CLUBS AND ORGANIZATIONS						
4070	Birthday Book Club		4,099.23	0.00	0.00	0.00	4,099.23
4140	Choir		0.00	0.00	0.00	0.00	0.00
4620	Safety Patrol		25.00	0.00	0.00	0.00	25.00
4710	Student Council		66.77	0.00	0.00	0.00	66.77
	D Totals:		4,191.00	0.00	0.00	0.00	4,191.00
E	ADMINISTRATIVE CUSTODIAL						
5040	Fundraising-General		0.00	0.00	0.00	0.00	0.00
5060	Hospitality		1,953.06	0.00	0.00	0.00	1,953.06
5080	Media		158.44	0.00	0.00	0.00	158.44
5100	Other Adm Custodial		200.00	0.00	0.00	0.00	200.00
5110	Other Student Activities		1,706.51	0.00	0.00	0.00	1,706.51
5121	KG Field Trips-Curriculum Related		181.81	0.00	0.00	0.00	181.81
5122	1st Grade Field Trips-Curriculum Related		246.60	0.00	0.00	0.00	246.60
5123	2nd Grade Field Trips-Curriculum Related		220.69	0.00	0.00	0.00	220.69
5124	3rd Grade Field Trips-Curriculum Related		253.03	0.00	0.00	0.00	253.03
5125	4th Grade Field Trips-Curriculum Related		110.38	0.00	0.00	0.00	110.38
5126	5th Grade Field Trips-Curriculum Related		230.83	0.00	0.00	0.00	230.83
5140	PayBac		7,870.23	0.00	0.00	0.00	7,870.23
5180	Teacher Fund/Grants		1,431.00	0.00	0.00	0.00	1,431.00
	E Totals:		14,562.58	0.00	0.00	0.00	14,562.58
Q	STUDENT FEE FUND						
7900	Field Trips-Other		0.00	0.00	0.00	0.00	0.00
	Q Totals:		0.00	0.00	0.00	0.00	0.00
	Rohwer Totals:		29,160.56	0.00	0.00	0.00	29,160.56

Current Cash Balance

Sorted by Site ID, Group ID, Activity ID.
From 07/01/2019 to 07/31/2019.

Site ID	Site Name		Beginning Cash	Receipts	Disbursements	Adjustments	Cash Balance
Group ID	Group Name						
Activity ID	Activity Name						
Sandoz	Sandoz Elementary						
A	ACTIVITY GENERAL						
1010	General Admin		23,198.44	1.08	0.00	0.00	23,199.52
1030	Staff Vending		611.00	0.00	0.00	0.00	611.00
1105	Laptop Insurance		0.00	0.00	0.00	0.00	0.00
1106	Laptop Loss/Damage		0.00	0.00	0.00	0.00	0.00
	A Totals:		23,809.44	1.08	0.00	0.00	23,810.52
D	CLUBS AND ORGANIZATIONS						
4040	Art		0.00	0.00	0.00	0.00	0.00
4710	Student Council		0.97	0.00	0.00	0.00	0.97
	D Totals:		0.97	0.00	0.00	0.00	0.97
E	ADMINISTRATIVE CUSTODIAL						
5040	Fundraising-General		0.00	0.00	0.00	0.00	0.00
5070	Library		2,053.76	0.00	0.00	0.00	2,053.76
5110	Other Student Activities		0.00	0.00	0.00	0.00	0.00
5115	Field Trips-Curriculum Related		-324.16	0.00	0.00	0.00	-324.16
5121	KG Field Trips-Curriculum Related		0.00	0.00	0.00	0.00	0.00
5122	1st Grade Field Trips-Curriculum Related		0.00	0.00	0.00	0.00	0.00
5123	2nd Grade Field Trips-Curriculum Related		0.00	0.00	0.00	0.00	0.00
5124	3rd Grade Field Trips-Curriculum Related		0.00	0.00	0.00	0.00	0.00
5125	4th Grade Field Trips-Curriculum Related		0.00	0.00	0.00	0.00	0.00
5126	5th Grade Field Trips-Curriculum Related		0.00	0.00	0.00	0.00	0.00
	E Totals:		1,729.60	0.00	0.00	0.00	1,729.60
Q	STUDENT FEE FUND						
7090	ACP (SpEd) Trips		0.00	0.00	0.00	0.00	0.00
7900	Field Trips-Other		0.00	0.00	0.00	0.00	0.00
	Q Totals:		0.00	0.00	0.00	0.00	0.00
	Sandoz Totals:		25,540.01	1.08	0.00	0.00	25,541.09

Current Cash Balance

Sorted by Site ID, Group ID, Activity ID.
From 07/01/2019 to 07/31/2019.

Site ID	Site Name		Beginning Cash	Receipts	Disbursements	Adjustments	Cash Balance
Group ID	Group Name						
Activity ID	Activity Name						
Upchurc Upchurch Elementary							
A	ACTIVITY GENERAL						
1010	General Admin		11,404.49	1.02	575.19	0.00	10,830.32
1030	Staff Vending		450.34	0.00	0.00	0.00	450.34
1047	Box Tops Program		1,921.35	0.00	0.00	0.00	1,921.35
1105	Laptop Insurance		0.00	0.00	0.00	0.00	0.00
1106	Laptop Loss/Damage		0.00	0.00	0.00	0.00	0.00
	A Totals:		13,776.18	1.02	575.19	0.00	13,202.01
D	CLUBS AND ORGANIZATIONS						
4040	Art		0.00	0.00	0.00	0.00	0.00
4130	Chess Club		-26.19	0.00	0.00	0.00	-26.19
4540	Other Clubs		0.00	0.00	0.00	0.00	0.00
4710	Student Council		1,626.45	0.00	0.00	0.00	1,626.45
	D Totals:		1,600.26	0.00	0.00	0.00	1,600.26
E	ADMINISTRATIVE CUSTODIAL						
5040	Fundraising-General		0.00	0.00	0.00	0.00	0.00
5070	Library		8,628.06	0.00	0.00	0.00	8,628.06
5110	Other Student Activities		0.00	0.00	0.00	0.00	0.00
5121	KG Field Trips-Curriculum Related		0.00	0.00	0.00	0.00	0.00
5122	1st Grade Field Trips-Curriculum Related		0.00	0.00	0.00	0.00	0.00
5123	2nd Grade Field Trips-Curriculum Related		0.00	0.00	0.00	0.00	0.00
5124	3rd Grade Field Trips-Curriculum Related		0.00	0.00	0.00	0.00	0.00
5125	4th Grade Field Trips-Curriculum Related		0.00	0.00	0.00	0.00	0.00
5126	5th Grade Field Trips-Curriculum Related		-10.00	0.00	0.00	0.00	-10.00
	E Totals:		8,618.06	0.00	0.00	0.00	8,618.06
Q	STUDENT FEE FUND						
7900	Field Trips-Other		0.00	0.00	0.00	0.00	0.00
	Q Totals:		0.00	0.00	0.00	0.00	0.00
S	ATHLETIC						
9020	Cash Reserve		0.00	0.00	0.00	0.00	0.00
9130	Booster Contributions-Boys		0.00	0.00	0.00	0.00	0.00
	S Totals:		0.00	0.00	0.00	0.00	0.00
	Upchurc Totals:		23,994.50	1.02	575.19	0.00	23,420.33

Current Cash Balance

Sorted by Site ID, Group ID, Activity ID.

From 07/01/2019 to 07/31/2019.

Site ID	Site Name	Beginning Cash	Receipts	Disbursements	Adjustments	Cash Balance
Group ID	Group Name					
Activity ID	Activity Name					
Wheeler Wheeler Elementary						
A	ACTIVITY GENERAL					
1010	General Admin	3,496.96	0.64	36.70	0.00	3,460.90
1030	Staff Vending	325.42	0.00	0.00	0.00	325.42
1040	Donations	594.92	0.00	0.00	0.00	594.92
1051	Building Projects-PTA	490.47	0.00	0.00	0.00	490.47
1105	Laptop Insurance	0.00	0.00	0.00	0.00	0.00
1105	Laptop Loss/Damage	0.00	0.00	0.00	0.00	0.00
	A Totals:	4,907.77	0.64	36.70	0.00	4,871.71
D	CLUBS AND ORGANIZATIONS					
4040	Art	0.00	0.00	0.00	0.00	0.00
4070	Birthday Book Club	1,575.61	0.00	0.00	0.00	1,575.61
4500	Music	580.62	0.00	0.00	0.00	580.62
4710	Student Council	-197.91	0.00	0.00	0.00	-197.91
	D Totals:	1,958.32	0.00	0.00	0.00	1,958.32
E	ADMINISTRATIVE CUSTODIAL					
5040	Fundraising-General	0.00	0.00	0.00	0.00	0.00
5050	HAL	500.00	0.00	0.00	0.00	500.00
5060	Hospitality	30.00	0.00	0.00	0.00	30.00
5080	Media	2,185.49	0.00	0.00	0.00	2,185.49
5100	Other Adm Custodial	4,872.92	0.00	3,675.00	0.00	1,197.92
5110	Other Student Activities	0.00	0.00	0.00	0.00	0.00
5121	KG Field Trips-Curriculum Related	-167.55	0.00	0.00	0.00	-167.55
5122	1st Grade Field Trips-Curriculum Related	82.15	0.00	0.00	0.00	82.15
5123	2nd Grade Field Trips-Curriculum Related	-104.27	0.00	0.00	0.00	-104.27
5124	3rd Grade Field Trips-Curriculum Related	-191.63	0.00	0.00	0.00	-191.63
5125	4th Grade Field Trips-Curriculum Related	-1,141.64	0.00	0.00	0.00	-1,141.64
5126	5th Grade Field Trips-Curriculum Related	384.07	0.00	0.00	0.00	384.07
5181	Grants	1,564.86	0.00	0.00	0.00	1,564.86
	E Totals:	8,014.40	0.00	3,675.00	0.00	4,339.40
Q	STUDENT FEE FUND					
7000	KG Field Trips	0.00	0.00	0.00	0.00	0.00
7010	1st Grade Field Trips	0.00	0.00	0.00	0.00	0.00
7020	2nd Grade Field Trips	0.00	0.00	0.00	0.00	0.00
7030	3rd Grade Field Trips	0.00	0.00	0.00	0.00	0.00
7040	4th Grade Field Trips	0.00	0.00	0.00	0.00	0.00
7050	5th Grade Field Trips	0.00	0.00	0.00	0.00	0.00
7195	HAL Field Trips	9.54	0.00	0.00	0.00	9.54
7600	Garden Club	0.00	0.00	0.00	0.00	0.00
7900	Field Trips-Other	0.00	0.00	0.00	0.00	0.00
	Q Totals:	9.54	0.00	0.00	0.00	9.54

Current Cash Balance

Sorted by Site ID, Group ID, Activity ID.

From 07/01/2019 to 07/31/2019.

Site ID	Site Name		Beginning Cash	Receipts	Disbursements	Adjustments	Cash Balance
Group ID	Group Name						
Activity ID	Activity Name						
	Wheeler Totals:		14,890.03	0.64	3,711.70	0.00	11,178.97

Current Cash Balance

Sorted by Site ID, Group ID, Activity ID.
From 07/01/2019 to 07/31/2019.

Site ID Group ID	Site Name Group Name	Activity ID	Activity Name	Beginning Cash	Receipts	Disbursements	Adjustments	Cash Balance
Willowd								
Willowdale Elementary								
A								
ACTIVITY GENERAL								
	1010		General Admin	20,478.11	1.27	914.92	0.00	19,564.46
	1030		Staff Vending	231.85	0.00	0.00	0.00	231.85
	1040		Donations	0.00	0.00	0.00	0.00	0.00
	1043		Playground	0.00	0.00	0.00	0.00	0.00
	1105		Laptop Insurance	0.00	0.00	0.00	0.00	0.00
	1106		Laptop Loss/Damage	0.00	0.00	0.00	0.00	0.00
	A Totals:			20,709.96	1.27	914.92	0.00	19,796.31
D								
CLUBS AND ORGANIZATIONS								
	4040		Art	0.00	0.00	0.00	0.00	0.00
	4140		Choir	-33.96	0.00	0.00	0.00	-33.96
	4230		Environmental Club	0.00	0.00	0.00	0.00	0.00
	4500		Music	-113.12	0.00	0.00	0.00	-113.12
	4710		Student Council	2,051.63	0.00	0.00	0.00	2,051.63
	D Totals:			1,904.55	0.00	0.00	0.00	1,904.55
E								
ADMINISTRATIVE CUSTODIAL								
	5040		Fundraising-General	0.00	0.00	0.00	0.00	0.00
	5050		HAL	0.00	0.00	0.00	0.00	0.00
	5080		Media	2,106.77	0.00	0.00	0.00	2,106.77
	5100		Other Adm Custodial	240.33	0.00	0.00	0.00	240.33
	5110		Other Student Activities	0.00	0.00	0.00	0.00	0.00
	5120		P.E.	1,070.26	0.00	0.00	0.00	1,070.26
	5121		KG Field Trips-Curriculum Related	-18.50	0.00	0.00	0.00	-18.50
	5122		1st Grade Field Trips-Curriculum Related	-115.60	0.00	0.00	0.00	-115.60
	5123		2nd Grade Field Trips-Curriculum Related	630.76	0.00	0.00	0.00	630.76
	5124		3rd Grade Field Trips-Curriculum Related	282.50	0.00	0.00	0.00	282.50
	5125		4th Grade Field Trips-Curriculum Related	-250.53	6.00	0.00	0.00	-244.53
	5126		5th Grade Field Trips-Curriculum Related	-257.20	7.25	0.00	0.00	-249.95
	5180		Teacher Fund/Grants	429.37	0.00	0.00	0.00	429.37
	5200		Outdoor Learning Environment	131.93	0.00	0.00	0.00	131.93
	E Totals:			4,250.09	13.25	0.00	0.00	4,263.34
Q								
STUDENT FEE FUND								
	7900		Field Trips-Other	3,547.48	0.00	0.00	0.00	3,547.48
	Q Totals:			3,547.48	0.00	0.00	0.00	3,547.48
S								
ATHLETIC								
	9055		Athletics - Projects	0.00	0.00	0.00	0.00	0.00
	S Totals:			0.00	0.00	0.00	0.00	0.00
Willowda Totals:				30,412.08	14.52	914.92	0.00	29,511.68

Report Totals:

3,405,208.40	352,700.43	383,420.20	1.01	3,374,489.64
--------------	------------	------------	------	--------------

Current Cash Balance

Sorted by Site ID, Group ID, Activity ID.
From 07/01/2019 to 07/31/2019.

Site ID	Site Name	Beginning Cash	Receipts	Disbursements	Adjustments	Cash Balance
Group ID	Group Name					
Activity ID	Activity Name					
AMS	Andersen Middle School					
A	ACTIVITY GENERAL					
1010	General Admin	14,634.35	4.88	310.00	-10.00	14,319.23
1016	Rev Trak Fees	32.17	51.81	2.41	0.00	81.57
1025	Savings	0.00	0.00	0.00	0.00	0.00
1030	Staff Vending	354.18	0.00	0.00	0.00	354.18
1035	Student Vending	2,784.06	0.00	0.00	0.00	2,784.06
1105	Laptop Insurance	10.00	560.00	0.00	10.00	580.00
1106	Laptop Loss/Damage	3,413.00	0.00	0.00	0.00	3,413.00
1170	Wellness	826.23	0.00	0.00	0.00	826.23
	A Totals:	22,053.99	616.69	312.41	0.00	22,358.27
B	Athletics-Girls					
2013	Misc. Expenditures - Girls	11,878.56	0.00	0.00	0.00	11,878.56
	B Totals:	11,878.56	0.00	0.00	0.00	11,878.56
C	Athletics-Boys					
3003	Entry Fees - Boys	0.00	0.00	0.00	0.00	0.00
3013	Misc. Expenditures - Boys	7,741.74	0.00	0.00	0.00	7,741.74
	C Totals:	7,741.74	0.00	0.00	0.00	7,741.74
D	CLUBS AND ORGANIZATIONS					
4040	Art	344.72	0.00	0.00	0.00	344.72
4060	Band	7,865.72	0.00	82.53	0.00	7,783.19
4080	Book Club	213.17	0.00	0.00	0.00	213.17
4100	Builders Club	103.80	0.00	0.00	0.00	103.80
4170	Cross Country Club	1,554.40	0.00	0.00	0.00	1,554.40
4220	Drama Club	49.75	0.00	0.00	0.00	49.75
4260	FCS Club	1,882.03	0.00	0.00	0.00	1,882.03
4370	Industrial Arts	17,727.24	0.00	0.00	0.00	17,727.24
4440	Leadership Club	1,069.77	0.00	0.00	0.00	1,069.77
4500	Music	2.14	0.00	0.00	0.00	2.14
4540	Other Clubs	0.00	0.00	0.00	0.00	0.00
4560	Photography Club	79.58	0.00	0.00	0.00	79.58
4600	Robotics & Engineering Club	777.98	0.00	0.00	0.00	777.98
4710	Student Council	4,665.34	0.00	0.00	0.00	4,665.34
4726	Unified Sports	0.00	0.00	0.00	0.00	0.00
4727	Unplugged Club	1,097.00	0.00	214.90	0.00	882.10
4729	Unified Classroom	0.00	0.00	0.00	0.00	0.00
4770	Yearbook	5,458.78	510.00	150.71	0.00	5,818.07
4780	Youth to Youth	857.11	0.00	0.00	0.00	857.11
	D Totals:	43,748.53	510.00	448.14	0.00	43,810.39

Current Cash Balance

Sorted by Site ID, Group ID, Activity ID.
From 07/01/2019 to 07/31/2019.

Site ID Group ID	Site Name Group Name	Activity ID	Activity Name	Beginning Cash	Receipts	Disbursements	Adjustments	Cash Balance
E	ADMINISTRATIVE CUSTODIAL							
	5020		Fines	6,085.79	0.00	0.00	0.00	6,085.79
	5030		Counseling Center	-750.65	0.00	0.00	0.00	-750.65
	5040		Fundraising-General	4,593.27	265.00	0.00	0.00	4,858.27
	5050		HAL	1,000.00	0.00	0.00	0.00	1,000.00
	5060		Hospitality	1,288.51	0.00	58.69	0.00	1,229.82
	5070		Library	1,622.37	0.00	0.00	0.00	1,622.37
	5100		Other Adm Custodial	0.00	0.00	0.00	0.00	0.00
	5110		Other Student Activities	290.59	0.00	0.00	0.00	290.59
	5115		Field Trips-Curriculum Related	0.00	0.00	0.00	0.00	0.00
	5120		P.E.	1,354.26	6.00	0.00	0.00	1,360.26
	5127		6th Grade Field Trips-Curriculum Related	-218.01	0.00	0.00	0.00	-218.01
	5128		7th Grade Field Trips-Curriculum Related	-1,562.58	0.00	0.00	0.00	-1,562.58
	5129		8th Grade Field Trips-Curriculum Related	0.00	0.00	0.00	0.00	0.00
	5165		Logo Sales	4,612.18	0.00	0.00	0.00	4,612.18
	5215		Special Events	-356.42	0.00	0.00	0.00	-356.42
		E	Totals:	17,959.31	271.00	58.69	0.00	18,171.62
Q	STUDENT FEE FUND							
	7150		Jumpstart	268.60	0.00	619.53	0.00	-350.93
	7160		Participation Fees - Athletics	0.00	0.00	0.00	0.00	0.00
	7170		Participation Fees - Clubs & Orgs	0.00	0.00	0.00	0.00	0.00
	7190		Field Trips	0.00	0.00	0.00	0.00	0.00
	7195		HAL Field Trips	0.00	0.00	0.00	0.00	0.00
	7900		Field Trips-Other	0.00	0.00	0.00	0.00	0.00
	7901		Student Transportation	318.50	30.00	0.00	0.00	348.50
		Q	Totals:	587.10	30.00	619.53	0.00	-2.43
S	ATHLETIC							
	9050		Athletic-General	7,248.50	60.00	0.00	0.00	7,308.50
	9070		Miscellaneous Receipts	0.00	0.00	0.00	0.00	0.00
		S	Totals:	7,248.50	60.00	0.00	0.00	7,308.50
		AMS	Totals:	111,217.73	1,487.69	1,438.77	0.00	111,266.65

Current Cash Balance

Sorted by Site ID, Group ID, Activity ID.
From 07/01/2019 to 07/31/2019.

Site ID Group ID	Site Name Group Name	Activity ID	Activity Name	Beginning Cash	Receipts	Disbursements	Adjustments	Cash Balance
BMS	Beadle Middle School							
A	ACTIVITY GENERAL							
	1010	General Admin		20,698.36	3.34	0.00	0.00	20,701.70
	1016	Rev Trak Fees		163.95	87.52	122.47	0.00	129.00
	1017	Returned Checks		0.00	0.00	0.00	0.00	0.00
	1025	Savings		0.00	0.00	0.00	0.00	0.00
	1030	Staff Vending		269.68	0.00	0.00	0.00	269.68
	1035	Student Vending		149.42	0.00	0.00	0.00	149.42
	1040	Donations		3,856.24	280.00	0.00	0.00	4,136.24
	1049	Food Pantry		315.00	0.00	0.00	0.00	315.00
	1052	Service Learning		132.55	0.00	0.00	0.00	132.55
	1070	Start Up Cash		0.00	0.00	400.00	0.00	-400.00
	1080	Next Year Monies		0.00	0.00	0.00	0.00	0.00
	1105	Laptop Insurance		130.00	540.00	0.00	0.00	670.00
	1106	Laptop Loss/Damage		45.00	355.00	0.00	0.00	400.00
	1170	Wellness		0.00	0.00	0.00	0.00	0.00
		A Totals:		25,760.20	1,265.86	522.47	0.00	26,503.59
B	Athletics-Girls							
	2013	Misc. Expenditures - Girls		1,356.15	0.00	0.00	0.00	1,356.15
		B Totals:		1,356.15	0.00	0.00	0.00	1,356.15
C	Athletics-Boys							
	3004	Equipment - Boys		0.00	0.00	0.00	0.00	0.00
	3013	Misc. Expenditures - Boys		-60.00	0.00	0.00	0.00	-60.00
		C Totals:		-60.00	0.00	0.00	0.00	-60.00

Current Cash Balance

Sorted by Site ID, Group ID, Activity ID.

From 07/01/2019 to 07/31/2019.

Site ID	Site Name					
Group ID	Group Name					
Activity ID	Activity Name	Beginning Cash	Receipts	Disbursements	Adjustments	Cash Balance
D	CLUBS AND ORGANIZATIONS					
4040	Art	10.81	0.00	0.00	0.00	10.81
4060	Band	0.00	0.00	0.00	0.00	0.00
4170	Cross Country Club	316.18	0.00	0.00	0.00	316.18
4181	Coffee Cart	850.68	0.00	0.00	0.00	850.68
4190	Dance	3.71	0.00	0.00	0.00	3.71
4200	Debate Team	0.00	0.00	0.00	0.00	0.00
4214	Unified Activities	-12.94	0.00	0.00	0.00	-12.94
4220	Drama Club	0.00	0.00	0.00	0.00	0.00
4230	Environmental Club	290.12	0.00	0.00	0.00	290.12
4260	FCS Club	397.95	0.00	0.00	0.00	397.95
4320	Educators Rising	0.00	0.00	0.00	0.00	0.00
4345	Craft Club	14.99	0.00	0.00	0.00	14.99
4370	Industrial Arts	4,326.66	0.00	0.00	0.00	4,326.66
4500	Music	20.68	0.00	0.00	0.00	20.68
4540	Other Clubs	-78.40	0.00	0.00	0.00	-78.40
4570	Play Production	6,126.20	0.00	0.00	-3,000.00	3,126.20
4630	Science Club	0.00	0.00	0.00	0.00	0.00
4631	Science Olympiad	0.00	0.00	0.00	0.00	0.00
4645	Show Choir	5,282.07	0.00	0.00	0.00	5,282.07
4647	Show Choir Camp	7,136.04	200.00	1,694.60	3,000.00	8,641.44
4690	Spirit Shop	424.95	0.00	0.00	0.00	424.95
4710	Student Council	1,530.84	0.00	0.00	0.00	1,530.84
4770	Yearbook	7,209.27	240.00	0.00	0.00	7,449.27
4780	Youth to Youth	95.76	0.00	0.00	0.00	95.76
D	Totals:	33,945.57	440.00	1,694.60	0.00	32,690.97

Current Cash Balance

Sorted by Site ID, Group ID, Activity ID.

From 07/01/2019 to 07/31/2019.

Site ID	Site Name	Beginning Cash	Receipts	Disbursements	Adjustments	Cash Balance
Group ID	Group Name					
Activity ID	Activity Name					
E	ADMINISTRATIVE CUSTODIAL					
5020	Fines	1,586.13	0.00	0.00	0.00	1,586.13
5025	Fines - Library Book	2,661.95	0.00	0.00	0.00	2,661.95
5027	Fines-Textbooks	0.00	0.00	0.00	0.00	0.00
5030	Counseling Center	28.78	0.00	0.00	0.00	28.78
5040	Fundraising-General	0.00	0.00	0.00	0.00	0.00
5050	HAL	614.68	0.00	0.00	0.00	614.68
5060	Hospitality	2,186.95	0.00	0.00	0.00	2,186.95
5070	Library	835.94	0.00	0.00	0.00	835.94
5115	Field Trips-Curriculum Related	0.00	0.00	0.00	0.00	0.00
5120	P.E.	2,943.86	0.00	0.00	0.00	2,943.86
5127	6th Grade Field Trips-Curriculum Related	20.70	0.00	0.00	0.00	20.70
5128	7th Grade Field Trips-Curriculum Related	107.16	0.00	0.00	0.00	107.16
5129	8th Grade Field Trips-Curriculum Related	110.15	0.00	0.00	0.00	110.15
5166	SpEd	1,117.57	0.00	0.00	0.00	1,117.57
5180	Teacher Fund/Grants	780.87	0.00	0.00	0.00	780.87
5215	Special Events	230.25	0.00	0.00	0.00	230.25
5220	Site Improvements	475.83	0.00	0.00	0.00	475.83
	E Totals:	13,700.82	0.00	0.00	0.00	13,700.82
Q	STUDENT FEE FUND					
7060	6th Grade Field Trips	40.00	0.00	0.00	0.00	40.00
7100	After School Program	0.00	0.00	0.00	0.00	0.00
7150	Jumpstart	820.00	840.01	0.00	0.00	1,660.01
7160	Participation Fees - Athletics	0.00	80.00	0.00	0.00	80.00
7170	Participation Fees - Clubs & Orgs	0.00	0.00	0.00	0.00	0.00
7190	Field Trips	0.00	0.00	0.00	0.00	0.00
7195	HAL Field Trips	0.00	0.00	0.00	0.00	0.00
7901	Student Transportation	-30.00	90.00	0.00	0.00	60.00
	Q Totals:	830.00	1,010.01	0.00	0.00	1,840.01
S	ATHLETIC					
9070	Miscellaneous Receipts	0.00	0.00	0.00	0.00	0.00
	S Totals:	0.00	0.00	0.00	0.00	0.00
	BMS Totals:	75,532.74	2,715.87	2,217.07	0.00	76,031.54

Current Cash Balance

Sorted by Site ID, Group ID, Activity ID.

From 07/01/2019 to 07/31/2019.

Site ID	Site Name	Beginning Cash	Receipts	Disbursements	Adjustments	Cash Balance
Group ID	Group Name					
Activity ID	Activity Name					
CMS	Central Middle School					
A	ACTIVITY GENERAL					
1010	General Admin	6,387.70	1.47	139.97	0.00	6,249.20
1016	Rev Trak Fees	4.16	1.44	0.00	0.00	5.60
1025	Savings	0.00	0.00	0.00	0.00	0.00
1030	Staff Vending	356.36	0.00	0.00	0.00	356.36
1035	Student Vending	279.91	0.00	0.00	0.00	279.91
1040	Donations	0.00	0.00	0.00	0.00	0.00
1049	Food Pantry	0.00	0.00	0.00	0.00	0.00
1050	Projects/Support	0.00	0.00	0.00	0.00	0.00
1080	Next Year Monies	-104.50	0.00	0.00	0.00	-104.50
1105	Laptop Insurance	90.00	40.00	30.00	0.00	100.00
1106	Laptop Loss/Damage	740.00	0.00	0.00	0.00	740.00
1107	Laptop Insurance-YAP	0.00	0.00	0.00	0.00	0.00
1108	Laptop Loss-Damage YAP	8.29	0.00	0.00	0.00	8.29
	A Totals:	7,761.92	42.91	169.97	0.00	7,634.86
B	Athletics-Girls					
2013	Misc. Expenditures - Girls	605.96	0.00	0.00	0.00	605.96
	B Totals:	605.96	0.00	0.00	0.00	605.96
C	Athletics-Boys					
3003	Entry Fees - Boys	0.00	0.00	0.00	0.00	0.00
3013	Misc. Expenditures - Boys	2,933.26	0.00	0.00	0.00	2,933.26
	C Totals:	2,933.26	0.00	0.00	0.00	2,933.26

Current Cash Balance

Sorted by Site ID, Group ID, Activity ID.
From 07/01/2019 to 07/31/2019.

Site ID Group ID	Site Name Group Name	Activity ID	Activity Name	Beginning Cash	Receipts	Disbursements	Adjustments	Cash Balance
D	CLUBS AND ORGANIZATIONS							
	4010		40 Assets	-96.95	0.00	0.00	0.00	-96.95
	4040		Art	300.61	0.00	0.00	0.00	300.61
	4059		Band Camp	0.00	0.00	0.00	0.00	0.00
	4060		Band	-8.00	0.00	0.00	0.00	-8.00
	4062		Band Trip	0.00	0.00	0.00	0.00	0.00
	4090		Bowling Club	150.94	0.00	0.00	0.00	150.94
	4140		Choir	208.02	0.00	0.00	0.00	208.02
	4170		Cross Country Club	174.08	0.00	0.00	0.00	174.08
	4220		Drama Club	2,742.43	0.00	0.00	0.00	2,742.43
	4260		FCS Club	342.33	0.00	0.00	0.00	342.33
	4370		Industrial Arts	1,377.66	0.00	42.78	0.00	1,334.88
	4500		Music	800.81	0.00	0.00	0.00	800.81
	4530		Orchestra	0.00	0.00	0.00	0.00	0.00
	4540		Other Clubs	269.56	0.00	0.00	0.00	269.56
	4670		SPARKS	33.50	0.00	0.00	0.00	33.50
	4710		Student Council	1,226.54	0.00	191.44	0.00	1,035.10
	4760		World Language	0.00	0.00	0.00	0.00	0.00
	4770		Yearbook	-2,081.28	0.00	0.00	0.00	-2,081.28
		D	Totals:	5,440.25	0.00	234.22	0.00	5,206.03

Current Cash Balance

Sorted by Site ID, Group ID, Activity ID.

From 07/01/2019 to 07/31/2019.

Site ID Group ID	Site Name Group Name	Activity ID	Activity Name	Beginning Cash	Receipts	Disbursements	Adjustments	Cash Balance
E	ADMINISTRATIVE CUSTODIAL							
	5015		Circle of Friends	412.28	0.00	119.00	0.00	293.28
	5020		Fines	312.56	0.00	0.00	0.00	312.56
	5027		Fines-Textbooks	126.29	0.00	0.00	0.00	126.29
	5040		Fundraising-General	1,786.04	0.00	307.50	0.00	1,478.54
	5050		HAL	0.00	0.00	0.00	0.00	0.00
	5060		Hospitality	0.00	0.00	0.00	0.00	0.00
	5070		Library	2,437.34	0.00	0.00	0.00	2,437.34
	5075		Mentoring	85.88	0.00	0.00	0.00	85.88
	5085		MSAP	0.00	0.00	0.00	0.00	0.00
	5090		Montessori	11.07	0.00	0.00	0.00	11.07
	5093		Montessori 7/8 Sales	0.00	0.00	0.00	0.00	0.00
	5095		Montessori Fundraising	0.00	0.00	0.00	0.00	0.00
	5100		Other Adm Custodial	0.00	0.00	0.00	0.00	0.00
	5110		Other Student Activities	1,539.09	0.00	0.00	0.00	1,539.09
	5115		Field Trips-Curriculum Related	106.75	0.00	0.00	0.00	106.75
	5119		Montessori 6-8	0.00	0.00	0.00	0.00	0.00
	5120		P.E.	0.00	0.00	0.00	0.00	0.00
	5127		6th Grade Field Trips-Curriculum Related	278.00	0.00	0.00	0.00	278.00
	5128		7th Grade Field Trips-Curriculum Related	485.96	0.00	0.00	0.00	485.96
	5129		8th Grade Field Trips-Curriculum Related	278.62	0.00	0.00	0.00	278.62
	5140		PayBac	16.48	0.00	0.00	0.00	16.48
	5170		Student Notebooks	1,053.82	0.00	200.00	0.00	853.82
	5180		Teacher Fund/Grants	2,894.92	0.00	393.17	0.00	2,501.75
	5185		Technology	0.00	0.00	0.00	0.00	0.00
	5210		Zone	264.51	0.00	0.00	0.00	264.51
	E		Totals:	12,089.61	0.00	1,019.67	0.00	11,069.94
Q	STUDENT FEE FUND							
	7060		6th Grade Field Trips	0.00	0.00	0.00	0.00	0.00
	7070		7th Grade Field Trips	0.00	0.00	0.00	0.00	0.00
	7080		8th Grade Field Trips	0.00	0.00	0.00	0.00	0.00
	7135		Montessori 6-8	0.00	0.00	0.00	0.00	0.00
	7150		Jumpstart	770.00	0.00	0.00	0.00	770.00
	7160		Participation Fees - Athletics	330.00	0.00	0.00	0.00	330.00
	7170		Participation Fees - Clubs & Orgs	-171.87	0.00	0.00	0.00	-171.87
	7195		HAL Field Trips	0.00	0.00	0.00	0.00	0.00
	7200		Outdoor Ed	0.00	0.00	0.00	0.00	0.00
	7900		Field Trips-Other	9.00	0.00	0.00	0.00	9.00
	7901		Student Transportation	360.00	0.00	0.00	0.00	360.00
	Q		Totals:	1,297.13	0.00	0.00	0.00	1,297.13

Current Cash Balance

Sorted by Site ID, Group ID, Activity ID.
From 07/01/2019 to 07/31/2019.

Site ID Group ID	Site Name Group Name	Activity ID	Activity Name	Beginning Cash	Receipts	Disbursements	Adjustments	Cash Balance
S	ATHLETIC							
		9030	Concessions	0.00	0.00	0.00	0.00	0.00
		9050	Athletic-General	2,283.11	0.00	0.00	0.00	2,283.11
		9070	Miscellaneous Receipts	1,749.60	0.00	27.80	0.00	1,721.80
		9080	Fundraising-Athletic	667.58	0.00	0.00	0.00	667.58
			S Totals:	4,700.29	0.00	27.80	0.00	4,672.49
			CMS Totals:	34,828.42	42.91	1,451.66	0.00	33,419.67

Current Cash Balance

Sorted by Site ID, Group ID, Activity ID.
From 07/01/2019 to 07/31/2019.

Site ID	Site Name	Beginning Cash	Receipts	Disbursements	Adjustments	Cash Balance
Group ID	Group Name					
Activity ID	Activity Name					
KMS	Kiewit Middle School					
A	ACTIVITY GENERAL					
1010	General Admin	3,700.62	0.00	0.00	0.00	3,700.62
1016	Rev Trak Fees	-8.25	221.23	5.24	0.00	207.74
1025	Savings	41,057.86	0.00	0.00	0.00	41,057.86
1030	Staff Vending	477.68	0.00	0.00	0.00	477.68
1035	Student Vending	34,165.80	40.11	0.00	0.00	34,205.91
1049	Food Pantry	190.00	0.00	0.00	0.00	190.00
1050	Projects/Support	18,080.97	0.00	0.00	0.00	18,080.97
1105	Laptop Insurance	20.00	2,540.00	0.00	0.00	2,560.00
1106	Laptop Loss/Damage	57.00	0.00	0.00	0.00	57.00
	A Totals:	97,741.68	2,801.34	5.24	0.00	100,537.78
B	Athletics-Girls					
2013	Misc. Expenditures - Girls	0.00	0.00	0.00	0.00	0.00
	B Totals:	0.00	0.00	0.00	0.00	0.00
C	Athletics-Boys					
3003	Entry Fees - Boys	0.00	0.00	0.00	0.00	0.00
3013	Misc. Expenditures - Boys	165.23	0.00	0.00	0.00	165.23
3052	Camps - Boys Basketball	0.00	0.00	0.00	0.00	0.00
	C Totals:	165.23	0.00	0.00	0.00	165.23
D	CLUBS AND ORGANIZATIONS					
4040	Art	53.73	0.00	0.00	0.00	53.73
4060	Band	100.00	0.00	0.00	0.00	100.00
4130	Chess Club	0.00	0.00	0.00	0.00	0.00
4220	Drama Club	3,028.58	0.00	0.00	0.00	3,028.58
4260	FCS Club	912.97	0.00	0.00	0.00	912.97
4370	Industrial Arts	17,664.25	0.00	0.00	0.00	17,664.25
4380	International Club	0.00	0.00	0.00	0.00	0.00
4500	Music	822.27	0.00	0.00	0.00	822.27
4540	Other Clubs	1.80	0.00	0.00	0.00	1.80
4630	Science Club	402.27	0.00	0.00	0.00	402.27
4680	Speech Club	340.00	0.00	0.00	0.00	340.00
4710	Student Council	3,018.74	0.00	0.00	0.00	3,018.74
4750	Volunteer Club	2,244.83	0.00	0.00	0.00	2,244.83
4770	Yearbook	28,161.38	2,280.00	20.00	0.00	30,421.38
4780	Youth to Youth	0.00	0.00	0.00	0.00	0.00
	D Totals:	56,750.82	2,280.00	20.00	0.00	59,010.82

Current Cash Balance

Sorted by Site ID, Group ID, Activity ID.
From 07/01/2019 to 07/31/2019.

Site ID Group ID	Site Name Group Name	Activity ID	Activity Name	Beginning Cash	Receipts	Disbursements	Adjustments	Cash Balance
E	ADMINISTRATIVE CUSTODIAL							
	5027		Fines-Textbooks	441.11	0.00	0.00	0.00	441.11
	5040		Fundraising-General	1,472.66	795.00	0.00	0.00	2,267.66
	5050		HAL	395.91	0.00	0.00	0.00	395.91
	5060		Hospitality	1,673.48	0.00	0.00	0.00	1,673.48
	5070		Library	7,463.99	0.00	0.00	0.00	7,463.99
	5100		Other Adm Custodial	4,292.42	0.00	0.00	0.00	4,292.42
	5115		Field Trips-Curriculum Related	5,687.66	0.00	0.00	0.00	5,687.66
	5120		P.E.	928.80	0.00	0.00	0.00	928.80
	5127		6th Grade Field Trips-Curriculum Related	0.00	0.00	0.00	0.00	0.00
	5128		7th Grade Field Trips-Curriculum Related	0.00	0.00	0.00	0.00	0.00
	5129		8th Grade Field Trips-Curriculum Related	0.00	0.00	0.00	0.00	0.00
	5140		PayBac	3,374.79	0.00	0.00	0.00	3,374.79
	5165		Logo Sales	41,922.69	0.00	0.00	0.00	41,922.69
	5175		Student Scholarships	1,536.06	0.00	0.00	0.00	1,536.06
	5180		Teacher Fund/Grants	363.01	0.00	0.00	0.00	363.01
	5185		Technology	0.00	0.00	0.00	0.00	0.00
	5191		6th Grade	0.00	0.00	0.00	0.00	0.00
	5192		7th Grade	0.00	0.00	0.00	0.00	0.00
	5193		8th Grade	0.00	0.00	0.00	0.00	0.00
		E	Totals:	69,552.58	795.00	0.00	0.00	70,347.58
Q	STUDENT FEE FUND							
	7060		6th Grade Field Trips	0.00	0.00	0.00	0.00	0.00
	7070		7th Grade Field Trips	0.00	0.00	0.00	0.00	0.00
	7080		8th Grade Field Trips	0.00	0.00	0.00	0.00	0.00
	7100		After School Program	26,583.44	0.00	0.00	0.00	26,583.44
	7140		Mini-Classes	0.00	0.00	0.00	0.00	0.00
	7150		Jumpstart	-100.56	30.00	0.00	0.00	-70.56
	7160		Participation Fees - Athletics	7,812.51	0.00	0.00	0.00	7,812.51
	7170		Participation Fees - Clubs & Orgs	0.00	0.00	0.00	0.00	0.00
	7195		HAL Field Trips	0.00	0.00	0.00	0.00	0.00
	7901		Student Transportation	0.00	480.00	0.00	0.00	480.00
		Q	Totals:	34,295.39	510.00	0.00	0.00	34,805.39
S	ATHLETIC							
	9050		Athletic-General	11,728.92	0.00	0.00	0.00	11,728.92
	9070		Miscellaneous Receipts	0.00	0.00	0.00	0.00	0.00
		S	Totals:	11,728.92	0.00	0.00	0.00	11,728.92
		KMS	Totals:	270,234.62	6,386.34	25.24	0.00	276,595.72

Current Cash Balance

Sorted by Site ID, Group ID, Activity ID.

From 07/01/2019 to 07/31/2019.

Site ID	Site Name	Beginning Cash	Receipts	Disbursements	Adjustments	Cash Balance
Group ID	Group Name					
Activity ID	Activity Name					
NMS	North Middle School					
A	ACTIVITY GENERAL					
1010	General Admin	21,517.19	8.70	0.00	0.00	21,525.89
1016	Rev Trak Fees	21.11	66.30	1.08	0.00	86.33
1030	Staff Vending	32.52	0.00	0.00	0.00	32.52
1035	Student Vending	0.00	0.00	0.00	0.00	0.00
1036	NMS Spiritwear	2,947.60	0.00	0.00	0.00	2,947.60
1037	Mustang Express-O	988.45	0.00	0.00	0.00	988.45
1040	Donations	31,584.85	250.00	0.00	0.00	31,834.85
1052	Service Learning	0.00	0.00	0.00	0.00	0.00
1105	Laptop Insurance	0.00	500.00	0.00	0.00	500.00
1106	Laptop Loss/Damage	0.00	20.00	0.00	0.00	20.00
1170	Wellness	0.00	0.00	0.00	0.00	0.00
	A Totals:	57,091.72	845.00	1.08	0.00	57,935.64
B	Athletics-Girls					
2003	Entry Fees - Girls	0.00	0.00	0.00	0.00	0.00
2013	Misc. Expenditures - Girls	0.00	0.00	0.00	0.00	0.00
2063	Misc. Expenditures - Girls Basketball	0.00	0.00	0.00	0.00	0.00
	B Totals:	0.00	0.00	0.00	0.00	0.00
C	Athletics-Boys					
3003	Entry Fees - Boys	0.00	0.00	0.00	0.00	0.00
3013	Misc. Expenditures - Boys	0.00	0.00	0.00	0.00	0.00
3515	Misc. Expenditures - Boys Football	0.00	0.00	0.00	0.00	0.00
	C Totals:	0.00	0.00	0.00	0.00	0.00

Current Cash Balance

Sorted by Site ID, Group ID, Activity ID.
From 07/01/2019 to 07/31/2019.

Site ID	Site Name	Beginning Cash	Receipts	Disbursements	Adjustments	Cash Balance
Group ID	Group Name					
Activity ID	Activity Name					
D	CLUBS AND ORGANIZATIONS					
4040	Art	604.07	0.00	0.00	0.00	604.07
4045	Art Projects	362.69	0.00	0.00	0.00	362.69
4059	Band Camp	0.00	0.00	0.00	0.00	0.00
4060	Band	0.00	0.00	0.00	0.00	0.00
4130	Chess Club	0.00	0.00	0.00	0.00	0.00
4140	Choir	0.00	0.00	0.00	0.00	0.00
4170	Cross Country Club	-1,137.07	0.00	0.00	0.00	-1,137.07
4220	Drama Club	13,524.92	0.00	785.00	0.00	12,739.92
4260	FCS Club	0.00	0.00	0.00	0.00	0.00
4265	FCS Projects	0.00	0.00	0.00	0.00	0.00
4290	Forensics	143.00	0.00	0.00	0.00	143.00
4370	Industrial Arts	1,204.15	0.00	141.78	0.00	1,062.37
4380	International Club	307.10	0.00	0.00	0.00	307.10
4530	Orchestra	352.51	0.00	0.00	0.00	352.51
4540	Other Clubs	0.00	0.00	0.00	0.00	0.00
4600	Robotics & Engineering Club	84.44	0.00	0.00	0.00	84.44
4645	Show Choir	2,165.64	0.00	1,793.02	0.00	372.62
4710	Student Council	12,560.61	0.00	0.00	0.00	12,560.61
4726	Unified Sports	631.01	0.00	0.00	0.00	631.01
4729	Unified Classroom	0.00	0.00	0.00	0.00	0.00
4750	Volunteer Club	0.00	0.00	0.00	0.00	0.00
4770	Yearbook	1,564.35	460.00	0.00	0.00	2,024.35
4780	Youth to Youth	80.58	0.00	0.00	0.00	80.58
	D Totals:	32,448.00	460.00	2,719.80	0.00	30,188.20
E	ADMINISTRATIVE CUSTODIAL					
5020	Fines	361.22	0.00	0.00	0.00	361.22
5027	Fines-Textbooks	82.90	0.00	0.00	0.00	82.90
5040	Fundraising-General	29,481.31	0.00	0.00	0.00	29,481.31
5050	HAL	280.96	0.00	0.00	0.00	280.96
5060	Hospitality	586.11	0.00	0.00	0.00	586.11
5070	Library	1,814.48	0.00	0.00	0.00	1,814.48
5100	Other Adm Custodial	0.00	0.00	0.00	0.00	0.00
5115	Field Trips-Curriculum Related	0.00	0.00	0.00	0.00	0.00
5120	P.E.	0.00	0.00	0.00	0.00	0.00
5127	6th Grade Field Trips-Curriculum Related	534.39	0.00	0.00	0.00	534.39
5128	7th Grade Field Trips-Curriculum Related	0.00	0.00	0.00	0.00	0.00
5129	8th Grade Field Trips-Curriculum Related	0.00	0.00	0.00	0.00	0.00
5175	Student Scholarships	0.00	0.00	0.00	0.00	0.00
5200	Outdoor Learning Environment	0.00	0.00	0.00	0.00	0.00
5215	Special Events	2,596.59	0.00	0.00	0.00	2,596.59
5220	Site Improvements	19,879.24	0.00	0.00	0.00	19,879.24
	E Totals:	55,617.20	0.00	0.00	0.00	55,617.20

Current Cash Balance

Sorted by Site ID, Group ID, Activity ID.

From 07/01/2019 to 07/31/2019.

Site ID Group ID	Site Name Group Name	Activity ID	Activity Name	Beginning Cash	Receipts	Disbursements	Adjustments	Cash Balance
Q	STUDENT FEE FUND							
	7060		6th Grade Field Trips	0.00	0.00	0.00	0.00	0.00
	7070		7th Grade Field Trips	0.00	0.00	0.00	0.00	0.00
	7080		8th Grade Field Trips	0.00	0.00	0.00	0.00	0.00
	7100		After School Program	38,980.83	0.00	0.00	0.00	38,980.83
	7150		Jumpstart	1,927.78	0.00	0.00	0.00	1,927.78
	7160		Participation Fees - Athletics	3,139.09	200.00	0.00	0.00	3,339.09
	7170		Participation Fees - Clubs & Orgs	10.00	410.00	0.00	0.00	420.00
	7195		HAL Field Trips	0.00	0.00	0.00	0.00	0.00
	7200		Outdoor Ed	0.00	0.00	0.00	0.00	0.00
	7900		Field Trips-Other	0.00	0.00	0.00	0.00	0.00
	7901		Student Transportation	0.00	0.00	0.00	0.00	0.00
		Q	Totals:	44,057.70	610.00	0.00	0.00	44,667.70
S	ATHLETIC							
	9030		Concessions	0.00	0.00	0.00	0.00	0.00
	9050		Athletic-General	2,714.39	0.00	26.91	0.00	2,687.48
	9070		Miscellaneous Receipts	0.00	0.00	0.00	0.00	0.00
	9110		Activities	0.00	0.00	0.00	0.00	0.00
		S	Totals:	2,714.39	0.00	26.91	0.00	2,687.48
		NMS	Totals:	191,929.01	1,915.00	2,747.79	0.00	191,096.22

Current Cash Balance

Sorted by Site ID, Group ID, Activity ID.
From 07/01/2019 to 07/31/2019.

Site ID	Site Name		Beginning Cash	Receipts	Disbursements	Adjustments	Cash Balance
Group ID	Group Name	Activity ID	Activity Name				
RMS	Russell Middle School						
A	ACTIVITY GENERAL						
	1010	General Admin	18,182.23	7.54	2,100.05	0.00	16,089.72
	1016	Rev Trak Fees	3.94	38.00	0.00	0.00	41.94
	1030	Staff Vending	956.34	0.00	139.96	0.00	816.38
	1035	Student Vending	94.92	0.00	0.00	0.00	94.92
	1040	Donations	42,943.56	220.00	2,338.20	0.00	40,825.36
	1041	Donations Students	0.00	0.00	0.00	0.00	0.00
	1048	Parent Involvement Activities	0.00	0.00	0.00	0.00	0.00
	1049	Food Pantry	215.00	0.00	0.00	0.00	215.00
	1070	Start Up Cash	0.00	0.00	0.00	0.00	0.00
	1105	Laptop Insurance	0.00	420.00	0.00	0.00	420.00
	1106	Laptop Loss/Damage	-57.00	0.00	0.00	0.00	-57.00
	1170	Wellness	0.00	0.00	0.00	0.00	0.00
		A Totals:	62,338.99	685.54	4,578.21	0.00	58,446.32
B	Athletics-Girls						
	2013	Misc. Expenditures - Girls	3,512.92	0.00	0.00	0.00	3,512.92
		B Totals:	3,512.92	0.00	0.00	0.00	3,512.92
C	Athletics-Boys						
	3003	Entry Fees - Boys	0.00	0.00	0.00	0.00	0.00
	3013	Misc. Expenditures - Boys	7,843.29	0.00	0.00	0.00	7,843.29
		C Totals:	7,843.29	0.00	0.00	0.00	7,843.29
D	CLUBS AND ORGANIZATIONS						
	4040	Art	773.63	0.00	0.00	0.00	773.63
	4045	Art Projects	116.24	0.00	0.00	-116.24	0.00
	4060	Band	3.00	0.00	0.00	0.00	3.00
	4170	Cross Country Club	2,206.38	0.00	2,275.00	0.00	-68.62
	4180	Culinary	1,068.95	0.00	0.00	0.00	1,068.95
	4190	Dance	268.85	0.00	0.00	-268.85	0.00
	4260	FCS Club	0.00	0.00	0.00	0.00	0.00
	4370	Industrial Arts	4,780.38	0.00	632.45	0.00	4,147.93
	4500	Music	1,259.91	0.00	0.00	0.00	1,259.91
	4503	Music-Musicals	580.36	0.00	0.00	0.00	580.36
	4530	Orchestra	264.16	0.00	0.00	0.00	264.16
	4532	Summer Camps	1,873.24	0.00	229.75	0.00	1,643.49
	4540	Other Clubs	0.00	0.00	0.00	0.00	0.00
	4600	Robotics & Engineering Club	0.00	0.00	0.00	0.00	0.00
	4641	School Spirit Leaders Club	0.00	0.00	0.00	0.00	0.00
	4710	Student Council	2,944.21	0.00	0.00	0.00	2,944.21
	4750	Volunteer Club	0.00	0.00	0.00	0.00	0.00
	4770	Yearbook	5,795.07	0.00	67.78	0.00	5,727.29
		D Totals:	21,934.38	0.00	3,204.98	-385.09	18,344.31

Current Cash Balance

Sorted by Site ID, Group ID, Activity ID.

From 07/01/2019 to 07/31/2019.

Site ID Group ID	Site Name Group Name	Activity ID	Activity Name	Beginning Cash	Receipts	Disbursements	Adjustments	Cash Balance
E	ADMINISTRATIVE CUSTODIAL							
	5008		Surplus Sales	13,905.49	0.00	1,800.00	385.09	12,490.58
	5025		Fines - Library Book	0.00	0.00	0.00	0.00	0.00
	5027		Fines-Textbooks	2,623.66	0.00	0.00	0.00	2,623.66
	5030		Counseling Center	622.94	0.00	0.00	0.00	622.94
	5040		Fundraising-General	13,420.60	31.34	3,430.71	0.00	10,021.23
	5050		HAL	0.00	0.00	0.00	0.00	0.00
	5060		Hospitality	765.77	0.00	0.00	0.00	765.77
	5070		Library	790.25	0.00	0.00	0.00	790.25
	5095		Montessori Fundraising	18,695.29	25.00	0.00	0.00	18,720.29
	5100		Other Adm Custodial	2,342.62	0.00	0.00	0.00	2,342.62
	5110		Other Student Activities	0.00	0.00	0.00	0.00	0.00
	5114		Montessori 6th	1.98	0.00	0.00	0.00	1.98
	5115		Field Trips-Curriculum Related	0.00	0.00	0.00	0.00	0.00
	5119		Montessori 6-8	-14,856.22	0.00	0.00	0.00	-14,856.22
	5120		P.E.	316.46	0.00	0.00	0.00	316.46
	5127		6th Grade Field Trips-Curriculum Related	0.00	0.00	0.00	0.00	0.00
	5128		7th Grade Field Trips-Curriculum Related	0.00	0.00	0.00	0.00	0.00
	5129		8th Grade Field Trips-Curriculum Related	0.00	0.00	0.00	0.00	0.00
	5165		Logo Sales	3,761.77	0.00	41.87	0.00	3,719.90
		E	Totals:	42,390.61	56.34	5,272.58	385.09	37,559.46
Q	STUDENT FEE FUND							
	7100		After School Program	34,834.49	0.00	5,029.26	0.00	29,805.23
	7150		Jumpstart	1,050.71	400.00	0.00	0.00	1,450.71
	7160		Participation Fees - Athletics	25.00	50.00	0.00	0.00	75.00
	7170		Participation Fees - Clubs & Orgs	0.00	10.00	0.00	0.00	10.00
	7195		HAL Field Trips	0.00	0.00	0.00	0.00	0.00
	7900		Field Trips-Other	0.00	0.00	0.00	0.00	0.00
	7901		Student Transportation	60.00	30.00	60.00	0.00	30.00
		Q	Totals:	35,970.20	490.00	5,089.26	0.00	31,370.94
S	ATHLETIC							
	9050		Athletic-General	696.12	0.00	0.00	0.00	696.12
	9070		Miscellaneous Receipts	0.00	0.00	0.00	0.00	0.00
		S	Totals:	696.12	0.00	0.00	0.00	696.12
		RMS	Totals:	174,686.51	1,231.88	18,145.03	0.00	157,773.36

Current Cash Balance

Sorted by Site ID, Group ID, Activity ID.
From 07/01/2019 to 07/31/2019.

Site ID	Site Name		Beginning Cash	Receipts	Disbursements	Adjustments	Cash Balance
Group ID	Group Name	Activity ID	Activity Name				
Horizon	Keith Lutz Horizon High School						
A	ACTIVITY GENERAL						
	1010	General Admin	4,982.85	0.25	0.00	0.00	4,983.10
	1016	Rev Trak Fees	-65.65	-0.82	0.00	0.00	-66.47
	1030	Staff Vending	-427.89	0.00	0.00	0.00	-427.89
	1105	Laptop Insurance	0.00	0.00	0.00	0.00	0.00
	1106	Laptop Loss/Damage	41.44	0.00	0.00	0.00	41.44
		A Totals:	4,530.75	-0.57	0.00	0.00	4,530.18
D	CLUBS AND ORGANIZATIONS						
	4365	HOSA	33.17	0.00	0.00	0.00	33.17
	4650	Skills USA	0.00	0.00	0.00	0.00	0.00
	4710	Student Council	247.89	0.00	0.00	0.00	247.89
	4770	Yearbook	0.00	0.00	0.00	0.00	0.00
	4790	BLM Academy	0.00	0.00	0.00	0.00	0.00
		D Totals:	281.06	0.00	0.00	0.00	281.06
E	ADMINISTRATIVE CUSTODIAL						
	5025	Fines - Library Book	136.38	0.00	0.00	0.00	136.38
	5027	Fines-Textbooks	0.00	0.00	0.00	0.00	0.00
	5040	Fundraising-General	519.88	0.00	0.00	0.00	519.88
	5115	Field Trips-Curriculum Related	0.00	0.00	0.00	0.00	0.00
		E Totals:	656.26	0.00	0.00	0.00	656.26
S	ATHLETIC						
	9070	Miscellaneous Receipts	0.00	0.00	0.00	0.00	0.00
		S Totals:	0.00	0.00	0.00	0.00	0.00
		Horizon Totals:	5,468.07	-0.57	0.00	0.00	5,467.50

Current Cash Balance

Sorted by Site ID, Group ID, Activity ID.
From 07/01/2019 to 07/31/2019.

Site ID	Site Name						
Group ID	Group Name						
Activity ID	Activity Name	Beginning Cash	Receipts	Disbursements	Adjustments	Cash Balance	
NHS	Millard North High School						
A	ACTIVITY GENERAL						
1010	General Admin	6,571.05	0.22	167.30	0.00	6,403.97	
1016	Rev Trak Fees	125.68	1,515.89	0.00	0.00	1,641.57	
1017	Returned Checks	0.00	0.00	0.00	0.00	0.00	
1025	Savings	-301,779.54	0.00	0.00	-150.57	-301,930.11	
1030	Staff Vending	4,016.04	267.79	0.00	0.00	4,283.83	
1035	Student Vending	95,000.00	0.00	0.00	-95,000.00	0.00	
1040	Donations	2,043.70	0.00	0.00	0.00	2,043.70	
1050	Projects/Support	755.33	0.00	0.00	0.00	755.33	
1070	Start Up Cash	-56.80	34.00	4,200.00	0.00	-4,222.80	
1090	Other Revenue	696.40	0.00	0.00	150.57	846.97	
1105	Laptop Insurance	20.00	6,580.00	20.00	0.00	6,580.00	
1106	Laptop Loss/Damage	4,830.00	-55.00	4,595.00	0.00	180.00	
1110	Extracurr Transportation	-49,978.02	0.00	0.00	49,978.02	0.00	
	A Totals:	-237,756.16	8,342.90	8,982.30	-45,021.98	-283,417.54	

Current Cash Balance

Sorted by Site ID, Group ID, Activity ID.
From 07/01/2019 to 07/31/2019.

Site ID Group ID	Site Name Group Name	Activity ID	Activity Name	Beginning Cash	Receipts	Disbursements	Adjustments	Cash Balance
B	Athletics-Girls							
		2001	Awards - Girls	0.00	0.00	0.00	0.00	0.00
		2002	Camps - Girls	3,194.00	20.00	1,469.00	0.00	1,745.00
		2003	Entry Fees - Girls	0.00	0.00	0.00	0.00	0.00
		2004	Equipment - Girls	0.00	0.00	0.00	0.00	0.00
		2005	Lodging - Girls	0.00	0.00	0.00	0.00	0.00
		2006	Meals - Girls	-566.00	0.00	0.00	566.00	0.00
		2007	Officials - Girls	0.00	0.00	0.00	0.00	0.00
		2008	Prof Devel - Girls	0.00	0.00	0.00	0.00	0.00
		2009	Scouting - Girls	0.00	0.00	0.00	0.00	0.00
		2010	Security - Girls	0.00	0.00	0.00	0.00	0.00
		2011	Transportation - Girls	0.00	0.00	0.00	0.00	0.00
		2012	Uniforms/Apparel - Girls	0.00	0.00	0.00	0.00	0.00
		2013	Misc. Expenditures - Girls	0.00	0.00	0.00	0.00	0.00
		2051	Awards - Girls Basketball	-46.18	0.00	0.00	46.18	0.00
		2052	Camps - Girls Basketball	2,381.31	87.74	317.89	0.00	2,151.16
		2053	Entry Fees - Girls Basketball	0.00	0.00	0.00	0.00	0.00
		2054	Equipment - Girls Basketball	-986.07	0.00	0.00	986.07	0.00
		2055	Lodging - Girls Basketball	0.00	0.00	0.00	0.00	0.00
		2056	Meals - Girls Basketball	-432.04	0.00	0.00	432.04	0.00
		2057	Officials - Girls Basketball	-4,220.00	0.00	0.00	4,220.00	0.00
		2058	Prof. Development - Girls Basketball	0.00	0.00	0.00	0.00	0.00
		2059	Scouting - Girls Basketball	0.00	0.00	0.00	0.00	0.00
		2060	Security - Girls Basketball	-860.00	0.00	0.00	860.00	0.00
		2061	Transportation - Girls Basketball	-3,735.40	0.00	0.00	3,735.40	0.00
		2062	Uniforms/Apparel - Girls Basketball	-4,642.34	0.00	0.00	4,642.34	0.00
		2063	Misc. Expenditures - Girls Basketball	0.00	0.00	0.00	0.00	0.00
		2101	Awards - Girls Cross Country	0.00	0.00	0.00	0.00	0.00
		2102	Camps - Girls Cross Country	1,415.64	0.00	185.00	0.00	1,230.64
		2103	Entry Fees - Girls Cross Country	-415.00	0.00	0.00	415.00	0.00
		2104	Equipment - Girls Cross Country	-33.07	0.00	0.00	33.07	0.00
		2105	Lodging - Girls Cross Country	0.00	0.00	0.00	0.00	0.00
		2106	Meals - Girls Cross Country	-112.00	0.00	0.00	112.00	0.00
		2107	Officials - Girls Cross Country	0.00	0.00	0.00	0.00	0.00
		2108	Prof. Development - Girls Cross Country	0.00	0.00	0.00	0.00	0.00
		2109	Scouting - Girls Cross Country	0.00	0.00	0.00	0.00	0.00
		2110	Security - Girls Cross Country	0.00	0.00	0.00	0.00	0.00
		2111	Transportation - Girls Cross Country	-1,187.85	0.00	0.00	1,187.85	0.00
		2112	Uniforms/Apparel - Girls Cross Country	0.00	0.00	0.00	0.00	0.00
		2113	Misc. Expenditures - Girls Cross Country	0.00	0.00	0.00	0.00	0.00
		2151	Awards - Girls Golf	0.00	0.00	0.00	0.00	0.00
		2152	Camps - Girls Golf	1,337.21	0.00	462.77	0.00	874.44
		2153	Entry Fees - Girls Golf	-1,325.00	0.00	0.00	1,325.00	0.00
		2154	Equipment - Girls Golf	-1,066.88	0.00	0.00	1,066.88	0.00
		2155	Lodging - Girls Golf	-959.60	0.00	0.00	959.60	0.00

Current Cash Balance

Sorted by Site ID, Group ID, Activity ID.

From 07/01/2019 to 07/31/2019.

Site ID Group ID	Site Name Group Name	Activity ID	Activity Name	Beginning Cash	Receipts	Disbursements	Adjustments	Cash Balance
2156			Meals - Girls Golf	-230.00	0.00	0.00	230.00	0.00
2157			Officials - Girls Golf	0.00	0.00	0.00	0.00	0.00
2158			Prof. Development - Girls Golf	0.00	0.00	0.00	0.00	0.00
2159			Scouting - Girls Golf	0.00	0.00	0.00	0.00	0.00
2160			Security - Girls Golf	0.00	0.00	0.00	0.00	0.00
2161			Transportation - Girls Golf	0.00	0.00	0.00	0.00	0.00
2162			Uniforms/Apparel - Girls Golf	-3,737.73	0.00	0.00	3,737.73	0.00
2163			Misc. Expenditures - Girls Golf	-691.00	0.00	0.00	691.00	0.00
2201			Awards - Girls Soccer	0.00	0.00	0.00	0.00	0.00
2202			Camps - Girls Soccer	5,389.02	0.00	180.10	0.00	5,208.92
2203			Entry Fees - Girls Soccer	-110.00	0.00	0.00	110.00	0.00
2204			Equipment - Girls Soccer	-2,397.64	0.00	0.00	2,397.64	0.00
2205			Lodging - Girls Soccer	0.00	0.00	0.00	0.00	0.00
2206			Meals - Girls Soccer	0.00	0.00	0.00	0.00	0.00
2207			Officials - Girls Soccer	-2,060.00	0.00	0.00	2,060.00	0.00
2208			Prof. Development - Girls Soccer	0.00	0.00	0.00	0.00	0.00
2209			Scouting - Girls Soccer	0.00	0.00	0.00	0.00	0.00
2210			Security - Girls Soccer	0.00	0.00	0.00	0.00	0.00
2211			Transportation - Girls Soccer	-2,429.83	0.00	0.00	2,429.83	0.00
2212			Uniforms/Apparel - Girls Soccer	-23.20	0.00	0.00	23.20	0.00
2213			Misc. Expenditures - Girls Soccer	0.00	0.00	0.00	0.00	0.00
2251			Awards - Girls Swimming	-383.54	0.00	0.00	383.54	0.00
2252			Camps - Girls Swimming	2,060.99	3.30	223.83	0.00	1,840.46
2253			Entry Fees - Girls Swimming	-240.00	0.00	0.00	240.00	0.00
2254			Equipment - Girls Swimming	0.00	0.00	0.00	0.00	0.00
2255			Lodging - Girls Swimming	0.00	0.00	0.00	0.00	0.00
2256			Meals - Girls Swimming	0.00	0.00	0.00	0.00	0.00
2257			Officials - Girls Swimming	-30.00	0.00	0.00	30.00	0.00
2258			Prof. Development - Girls Swimming	0.00	0.00	0.00	0.00	0.00
2259			Scouting - Girls Swimming	0.00	0.00	0.00	0.00	0.00
2260			Security - Girls Swimming	0.00	0.00	0.00	0.00	0.00
2261			Transportation - Girls Swimming	-294.82	0.00	0.00	294.82	0.00
2262			Uniforms/Apparel - Girls Swimming	0.00	0.00	0.00	0.00	0.00
2263			Misc. Expenditures - Girls Swimming	0.00	0.00	0.00	0.00	0.00
2301			Awards - Girls Tennis	-19.16	0.00	0.00	19.16	0.00
2302			Camps - Girls Tennis	2,813.70	0.00	1,288.30	0.00	1,525.40
2303			Entry Fees - Girls Tennis	476.50	0.00	0.00	-476.50	0.00
2304			Equipment - Girls Tennis	-786.44	0.00	0.00	786.44	0.00
2305			Lodging - Girls Tennis	0.00	0.00	0.00	0.00	0.00
2306			Meals - Girls Tennis	-150.49	0.00	0.00	150.49	0.00
2307			Officials - Girls Tennis	0.00	0.00	0.00	0.00	0.00
2308			Prof. Development - Girls Tennis	0.00	0.00	0.00	0.00	0.00
2309			Scouting - Girls Tennis	0.00	0.00	0.00	0.00	0.00
2310			Security - Girls Tennis	0.00	0.00	0.00	0.00	0.00
2311			Transportation - Girls Tennis	0.00	0.00	0.00	0.00	0.00

Current Cash Balance

Sorted by Site ID, Group ID, Activity ID.
From 07/01/2019 to 07/31/2019.

Site ID Group ID	Site Name Group Name	Activity ID	Activity Name	Beginning Cash	Receipts	Disbursements	Adjustments	Cash Balance
2312			Uniforms/Apparel - Girls Tennis	0.00	0.00	0.00	0.00	0.00
2313			Misc. Expenditures - Girls Tennis	0.00	0.00	0.00	0.00	0.00
2351			Awards - Girls Track	-219.00	0.00	0.00	219.00	0.00
2352			Camps - Girls Track	885.79	0.00	0.00	0.00	885.79
2353			Entry Fees - Girls Track	-110.00	0.00	0.00	110.00	0.00
2354			Equipment - Girls Track	-523.38	0.00	0.00	523.38	0.00
2355			Lodging - Girls Track	0.00	0.00	0.00	0.00	0.00
2356			Meals - Girls Track	-300.00	0.00	0.00	300.00	0.00
2357			Officials - Girls Track	-137.50	0.00	0.00	137.50	0.00
2358			Prof. Development - Girls Track	-313.64	0.00	345.97	659.61	0.00
2359			Scouting - Girls Track	0.00	0.00	0.00	0.00	0.00
2360			Security - Girls Track	0.00	0.00	0.00	0.00	0.00
2361			Transportation - Girls Track	-2,444.06	0.00	0.00	2,444.06	0.00
2362			Uniforms/Apparel - Girls Track	0.00	0.00	0.00	0.00	0.00
2363			Misc. Expenditures - Girls Track	0.00	0.00	0.00	0.00	0.00
2401			Awards - Girls Volleyball	-259.08	0.00	0.00	259.08	0.00
2402			Camps - Girls Volleyball	2,572.28	3,600.00	2,052.06	0.00	4,120.22
2403			Entry Fees - Girls Volleyball	360.00	0.00	0.00	-360.00	0.00
2404			Equipment - Girls Volleyball	-2,518.00	0.00	0.00	2,518.00	0.00
2405			Lodging - Girls Volleyball	0.00	0.00	0.00	0.00	0.00
2406			Meals - Girls Volleyball	-872.86	0.00	0.00	872.86	0.00
2407			Officials - Girls Volleyball	-4,100.00	0.00	0.00	4,100.00	0.00
2408			Prof. Development - Girls Volleyball	-1,246.98	0.00	0.00	1,246.98	0.00
2409			Scouting - Girls Volleyball	0.00	0.00	0.00	0.00	0.00
2410			Security - Girls Volleyball	0.00	0.00	0.00	0.00	0.00
2411			Transportation - Girls Volleyball	-2,359.48	0.00	0.00	2,359.48	0.00
2412			Uniforms/Apparel - Girls Volleyball	0.00	0.00	0.00	0.00	0.00
2413			Misc. Expenditures - Girls Volleyball	0.00	0.00	0.00	0.00	0.00
2451			Awards - Girls Softball	-195.18	0.00	0.00	195.18	0.00
2452			Camps - Girls Softball	3,899.17	50.00	1,625.40	0.00	2,323.77
2453			Entry Fees - Girls Softball	-75.00	0.00	0.00	75.00	0.00
2454			Equipment - Girls Softball	-2,211.25	0.00	0.00	2,211.25	0.00
2455			Lodging - Girls Softball	0.00	0.00	0.00	0.00	0.00
2456			Meals - Girls Softball	0.00	0.00	0.00	0.00	0.00
2457			Officials - Girls Softball	-2,540.00	0.00	0.00	2,540.00	0.00
2458			Prof. Development - Girls Softball	-314.97	0.00	0.00	314.97	0.00
2459			Scouting - Girls Softball	0.00	0.00	0.00	0.00	0.00
2460			Security - Girls Softball	0.00	0.00	0.00	0.00	0.00
2461			Transportation - Girls Softball	-479.32	0.00	0.00	479.32	0.00
2462			Uniforms/Apparel - Girls Softball	0.00	0.00	0.00	0.00	0.00
2463			Misc. Expenditures - Girls Softball	-470.55	0.00	0.00	470.55	0.00
2601			Awards-Girls Unified Sports	0.00	0.00	0.00	0.00	0.00
2602			Camps-Girls Unified Sports	300.77	0.00	0.00	-300.00	0.77
2603			Entry Fees-Girls Unified Sports	0.00	0.00	0.00	0.00	0.00
2604			Equipment-Girls Unified Sports	0.00	0.00	0.00	0.00	0.00

Current Cash Balance

Sorted by Site ID, Group ID, Activity ID.
From 07/01/2019 to 07/31/2019.

Site ID Group ID	Site Name Group Name		Beginning Cash	Receipts	Disbursements	Adjustments	Cash Balance
Activity ID	Activity Name						
2605	Lodging-Girls Unified Sports		0.00	0.00	0.00	0.00	0.00
2606	Meals-Girls Unified Sports		0.00	0.00	0.00	0.00	0.00
2607	Officials-Girls Unified Sports		0.00	0.00	0.00	0.00	0.00
2608	Prof. Development-Girls Unified Sports		0.00	0.00	0.00	0.00	0.00
2609	Scouting-Girls Unified Sports		0.00	0.00	0.00	0.00	0.00
2610	Security-Girls Unified Sports		0.00	0.00	0.00	0.00	0.00
2611	Transportation-Girls Unified Sports		0.00	0.00	0.00	0.00	0.00
2612	Uniforms/Apparel-Girls Unified Sports		0.00	0.00	0.00	0.00	0.00
2613	Misc. Expenditures-Girls Unified Sports		0.00	0.00	0.00	0.00	0.00
	B Totals:		-28,775.15	3,761.04	8,150.32	55,071.00	21,906.57

Current Cash Balance

Sorted by Site ID, Group ID, Activity ID.
From 07/01/2019 to 07/31/2019.

Site ID Group ID	Site Name Group Name	Activity ID	Activity Name	Beginning Cash	Receipts	Disbursements	Adjustments	Cash Balance
C	Athletics-Boys							
		3001	Awards - Boys	0.00	0.00	0.00	0.00	0.00
		3002	Camps - Boys	0.00	0.00	0.00	0.00	0.00
		3003	Entry Fees - Boys	0.00	0.00	0.00	0.00	0.00
		3004	Equipment - Boys	0.00	0.00	0.00	0.00	0.00
		3005	Lodging - Boys	0.00	0.00	0.00	0.00	0.00
		3006	Meals - Boys	-566.00	0.00	0.00	566.00	0.00
		3007	Officials - Boys	0.00	0.00	0.00	0.00	0.00
		3008	Prof. Development - Boys	0.00	0.00	0.00	0.00	0.00
		3009	Scouting - Boys	0.00	0.00	0.00	0.00	0.00
		3010	Security - Boys	0.00	0.00	0.00	0.00	0.00
		3012	Uniforms/Apparel - Boys	0.00	0.00	0.00	0.00	0.00
		3013	Misc. Expenditures - Boys	0.00	0.00	0.00	0.00	0.00
		3051	Awards - Boys Basketball	0.00	0.00	0.00	0.00	0.00
		3052	Camps - Boys Basketball	7,356.72	235.00	1,068.76	0.00	6,522.96
		3053	Entry Fees - Boys Basketball	-175.00	0.00	0.00	175.00	0.00
		3054	Equipment - Boys Basketball	-986.08	0.00	0.00	986.08	0.00
		3055	Lodging - Boys Basketball	0.00	0.00	0.00	0.00	0.00
		3056	Meals - Boys Basketball	-160.00	0.00	0.00	160.00	0.00
		3057	Officials - Boys Basketball	-4,965.00	0.00	0.00	4,965.00	0.00
		3058	Prof. Development - Boys Basketball	-215.00	0.00	0.00	215.00	0.00
		3059	Scouting - Boys Basketball	0.00	0.00	0.00	0.00	0.00
		3060	Security - Boys Basketball	-770.00	0.00	0.00	770.00	0.00
		3061	Transportation - Boys Basketball	-6,029.68	0.00	0.00	6,029.68	0.00
		3062	Uniforms/Apparel - Boys Basketball	-5,706.70	0.00	0.00	5,706.70	0.00
		3063	Misc. Expenditures - Boys Basketball	0.00	0.00	0.00	0.00	0.00
		3101	Awards - Boys Cross Country	0.00	0.00	0.00	0.00	0.00
		3102	Camps - Boys Cross Country	4,171.95	0.00	185.00	0.00	3,986.95
		3103	Entry Fees - Boys Cross Country	-415.00	0.00	0.00	415.00	0.00
		3104	Equipment - Boys Cross Country	-33.07	0.00	0.00	0.00	-33.07
		3105	Lodging - Boys Cross Country	0.00	0.00	0.00	0.00	0.00
		3106	Meals - Boys Cross Country	0.00	0.00	0.00	0.00	0.00
		3107	Officials - Boys Cross Country	0.00	0.00	0.00	0.00	0.00
		3108	Prof. Development - Boys Cross Country	0.00	0.00	0.00	0.00	0.00
		3109	Scouting - Boys Cross Country	0.00	0.00	0.00	0.00	0.00
		3110	Security - Boys Cross Country	0.00	0.00	0.00	0.00	0.00
		3111	Transportation - Boys Cross Country	-1,187.84	0.00	0.00	1,187.84	0.00
		3112	Uniforms/Apparel - Boys Cross Country	0.00	0.00	0.00	0.00	0.00
		3113	Misc. Expenditures - Boys Cross Country	0.00	0.00	0.00	0.00	0.00
		3151	Awards - Boys Golf	-148.91	0.00	0.00	148.91	0.00
		3152	Camps - Boys Golf	1,394.64	0.00	0.00	0.00	1,394.64
		3153	Entry Fees - Boys Golf	200.00	0.00	0.00	-200.00	0.00
		3154	Equipment - Boys Golf	-1,658.80	0.00	0.00	1,658.80	0.00
		3155	Lodging - Boys Golf	-792.00	0.00	0.00	792.00	0.00
		3156	Meals - Boys Golf	-184.00	0.00	0.00	184.00	0.00

Current Cash Balance

Sorted by Site ID, Group ID, Activity ID.
From 07/01/2019 to 07/31/2019.

Site ID Group ID	Site Name Group Name	Activity ID	Activity Name	Beginning Cash	Receipts	Disbursements	Adjustments	Cash Balance
3157	Officials - Boys Golf			0.00	0.00	0.00	0.00	0.00
3158	Prof. Development - Boys Golf			0.00	0.00	0.00	0.00	0.00
3159	Scouting - Boys Golf			0.00	0.00	0.00	0.00	0.00
3160	Security - Boys Golf			0.00	0.00	0.00	0.00	0.00
3161	Transportation - Boys Golf			0.00	0.00	0.00	0.00	0.00
3162	Uniforms/Apparel - Boys Golf			0.00	0.00	0.00	0.00	0.00
3163	Misc. Expenditures - Boys Golf			-2,339.00	0.00	0.00	2,339.00	0.00
3201	Awards - Boys Soccer			0.00	0.00	0.00	0.00	0.00
3202	Camps - Boys Soccer			8,166.20	9.48	1,700.43	0.00	6,475.25
3203	Entry Fees - Boys Soccer			-110.00	0.00	0.00	110.00	0.00
3204	Equipment - Boys Soccer			-2,156.73	0.00	0.00	2,156.73	0.00
3205	Lodging - Boys Soccer			0.00	0.00	0.00	0.00	0.00
3206	Meals - Boys Soccer			0.00	0.00	0.00	0.00	0.00
3207	Officials - Boys Soccer			-2,950.00	0.00	0.00	2,950.00	0.00
3208	Prof. Development - Boys Soccer			0.00	0.00	0.00	0.00	0.00
3209	Scouting - Boys Soccer			0.00	0.00	0.00	0.00	0.00
3210	Security - Boys Soccer			0.00	0.00	0.00	0.00	0.00
3211	Transportation - Boys Soccer			-2,245.94	0.00	0.00	2,245.94	0.00
3212	Uniforms/Apparel - Boys Soccer			-4,160.54	0.00	0.00	4,160.54	0.00
3213	Misc. Expenditures - Boys Soccer			0.00	0.00	0.00	0.00	0.00
3251	Awards - Boys Swimming			-383.56	0.00	0.00	383.56	0.00
3252	Camps - Boys Swimming			4,035.30	353.29	223.83	0.00	4,164.76
3253	Entry Fees - Boys Swimming			1,725.00	0.00	0.00	-1,725.00	0.00
3254	Equipment - Boys Swimming			0.00	0.00	0.00	0.00	0.00
3255	Lodging - Boys Swimming			0.00	0.00	0.00	0.00	0.00
3256	Meals - Boys Swimming			-1,151.62	0.00	0.00	1,151.62	0.00
3257	Officials - Boys Swimming			-955.00	0.00	0.00	955.00	0.00
3258	Prof. Development - Boys Swimming			0.00	0.00	0.00	0.00	0.00
3259	Scouting - Boys Swimming			0.00	0.00	0.00	0.00	0.00
3260	Security - Boys Swimming			0.00	0.00	0.00	0.00	0.00
3261	Transportation - Boys Swimming			-578.59	0.00	0.00	578.59	0.00
3262	Uniforms/Apparels - Boys Swimming			0.00	0.00	0.00	0.00	0.00
3263	Misc. Expenditures - Boys Swimming			0.00	0.00	0.00	0.00	0.00
3301	Awards - Boys Tennis			-167.29	0.00	0.00	167.29	0.00
3302	Camps - Boys Tennis			382.39	0.00	0.00	0.00	382.39
3303	Entry Fees - Boys Tennis			-321.80	0.00	0.00	321.80	0.00
3304	Equipment - Boys Tennis			0.00	0.00	0.00	0.00	0.00
3305	Lodging - Boys Tennis			0.00	0.00	0.00	0.00	0.00
3306	Meals - Boys Tennis			-204.53	0.00	0.00	204.53	0.00
3307	Officials - Boys Tennis			0.00	0.00	0.00	0.00	0.00
3308	Prof. Development - Boys Tennis			0.00	0.00	0.00	0.00	0.00
3309	Scouting - Boys Tennis			0.00	0.00	0.00	0.00	0.00
3310	Security - Boys Tennis			0.00	0.00	0.00	0.00	0.00
3311	Transportation - Boys Tennis			0.00	0.00	0.00	0.00	0.00
3312	Uniforms/Apparel - Boys Tennis			0.00	0.00	0.00	0.00	0.00

Current Cash Balance

Sorted by Site ID, Group ID, Activity ID.

From 07/01/2019 to 07/31/2019.

Site ID Group ID	Site Name Group Name	Activity ID	Activity Name	Beginning Cash	Receipts	Disbursements	Adjustments	Cash Balance
3313			Misc. Expenditures - Boys Tennis	0.00	0.00	0.00	0.00	0.00
3351			Awards - Boys Track	-219.00	0.00	0.00	219.00	0.00
3352			Camps - Boys Track	2,545.07	0.00	0.00	0.00	2,545.07
3353			Entry Fees - Boys Track	560.00	0.00	0.00	-560.00	0.00
3354			Equipment - Boys Track	-819.92	0.00	0.00	819.92	0.00
3355			Lodging - Boys Track	0.00	0.00	0.00	0.00	0.00
3356			Meals - Boys Track	-324.00	0.00	0.00	324.00	0.00
3357			Officials - Boys Track	-137.50	0.00	0.00	137.50	0.00
3358			Prof. Development - Boys Track	-246.77	0.00	0.00	246.77	0.00
3359			Scouting - Boys Track	0.00	0.00	0.00	0.00	0.00
3360			Security - Boys Track	0.00	0.00	0.00	0.00	0.00
3361			Transportation - Boys Track	-2,722.09	0.00	0.00	2,722.09	0.00
3362			Uniforms/Apparel - Boys Track	-8,969.19	0.00	0.00	8,969.19	0.00
3363			Misc. Expenditures - Boys Track	0.00	0.00	0.00	0.00	0.00
3451			Awards - Boys Baseball	-23.16	0.00	0.00	23.16	0.00
3452			Camps - Boys Baseball	-215.17	1,500.00	0.00	0.00	1,284.83
3453			Entry Fees - Boys Baseball	600.00	0.00	0.00	-600.00	0.00
3454			Equipment - Boys Baseball	-5,858.44	0.00	0.00	5,858.44	0.00
3455			Lodging - Boys Baseball	0.00	0.00	0.00	0.00	0.00
3456			Meals - Boys Baseball	0.00	0.00	0.00	0.00	0.00
3457			Officials - Boys Baseball	-3,480.00	0.00	0.00	3,480.00	0.00
3458			Prof. Development - Boys Baseball	0.00	0.00	0.00	0.00	0.00
3459			Scouting - Boys Baseball	0.00	0.00	0.00	0.00	0.00
3460			Security - Boys Baseball	0.00	0.00	0.00	0.00	0.00
3461			Transportation - Boys Baseball	-3,028.53	0.00	0.00	3,028.53	0.00
3462			Uniforms/Apparel - Boys Baseball	-2,844.22	0.00	0.00	2,844.22	0.00
3463			Misc. Expenditures - Boys Baseball	0.00	0.00	0.00	0.00	0.00
3501			Awards - Boys Football	0.00	0.00	0.00	0.00	0.00
3502			Camps - Boys Football	6,781.04	0.00	387.89	0.00	6,393.15
3503			Entry Fees - Boys Football	0.00	0.00	0.00	0.00	0.00
3504			Equipment - Boys Football	-18,159.47	0.00	0.00	18,159.47	0.00
3505			Lodging - Boys Football	0.00	0.00	0.00	0.00	0.00
3506			Meals - Boys Football	0.00	0.00	0.00	0.00	0.00
3507			Officials - Boys Football	-6,835.00	0.00	0.00	6,835.00	0.00
3508			Prof. Development - Boys Football	0.00	0.00	0.00	0.00	0.00
3509			Scouting - Boys Football	0.00	0.00	0.00	0.00	0.00
3510			Security - Boys Football	-2,695.00	0.00	0.00	2,695.00	0.00
3511			Transportation - Boys Football	-4,804.83	0.00	0.00	4,804.83	0.00
3512			Uniforms/Apparel - Boys Football	-12,815.94	0.00	0.00	12,815.94	0.00
3513			Misc Expenditures-Boys Football	-63.80	0.00	0.00	63.80	0.00
3515			Misc. Expenditures - Boys Football	0.00	0.00	0.00	0.00	0.00
3551			Awards - Boys Wrestling	-323.00	0.00	0.00	323.00	0.00
3552			Camps - Boys Wrestling	2,302.82	0.00	0.00	0.00	2,302.82
3553			Entry Fees - Boys Wrestling	-1,590.00	0.00	0.00	1,590.00	0.00
3554			Equipment - Boys Wrestling	-2,880.93	0.00	0.00	2,880.93	0.00

Current Cash Balance

Sorted by Site ID, Group ID, Activity ID.

From 07/01/2019 to 07/31/2019.

Site ID Group ID	Site Name Group Name	Activity ID	Activity Name	Beginning Cash	Receipts	Disbursements	Adjustments	Cash Balance
3555	Lodging - Boys Wrestling			-520.00	0.00	0.00	520.00	0.00
3556	Meals - Boys Wrestling			-285.00	0.00	0.00	285.00	0.00
3557	Officials - Boys Wrestling			-860.00	0.00	0.00	860.00	0.00
3558	Prof. Development - Boys Wrestling			0.00	0.00	0.00	0.00	0.00
3559	Scouting - Boys Wrestling			0.00	0.00	0.00	0.00	0.00
3560	Security - Boys Wrestling			0.00	0.00	0.00	0.00	0.00
3561	Transportation - Boys Wrestling			-6,942.14	0.00	0.00	6,942.14	0.00
3562	Uniforms/Apparel - Boys Wrestling			-248.19	0.00	0.00	248.19	0.00
3563	Misc. Expenditures - Boys Wrestling			0.00	0.00	0.00	0.00	0.00
3601	Awards-Boys Unified Sports			0.00	0.00	0.00	0.00	0.00
3602	Camps-Boys Unified Sports			1,359.78	0.00	725.14	300.00	934.64
3603	Entry Fees-Boys Unified Sports			0.00	0.00	0.00	0.00	0.00
3604	Equipment-Boys Unified Sports			0.00	0.00	0.00	0.00	0.00
3605	Lodging-Boys Unified Sports			0.00	0.00	0.00	0.00	0.00
3606	Meals-Boys Unified Sports			0.00	0.00	0.00	0.00	0.00
3607	Officials-Boys Unified Sports			0.00	0.00	0.00	0.00	0.00
3608	Prof. Development-Boys Unified Sports			0.00	0.00	0.00	0.00	0.00
3609	Scouting-Boys Unified Sports			0.00	0.00	0.00	0.00	0.00
3610	Security-Boys Unified Sports			0.00	0.00	0.00	0.00	0.00
3611	Transportation-Boys Unified Sports			0.00	0.00	0.00	0.00	0.00
3612	Uniforms/Apparel-Boys Unified Sports			0.00	0.00	0.00	0.00	0.00
3613	Misc. Expenditures-Boys Unified Sports			0.00	0.00	0.00	0.00	0.00
C Totals:				-88,048.06	2,097.77	4,291.05	126,595.73	36,354.39

Current Cash Balance

Sorted by Site ID, Group ID, Activity ID.

From 07/01/2019 to 07/31/2019.

Site ID	Site Name	Beginning Cash	Receipts	Disbursements	Adjustments	Cash Balance
Group ID	Group Name					
Activity ID	Activity Name					
D	CLUBS AND ORGANIZATIONS					
4010	40 Assets	0.00	0.00	0.00	0.00	0.00
4030	Amnesty International	175.92	0.00	0.00	0.00	175.92
4040	Art	92.56	0.00	0.00	0.00	92.56
4050	Astronomy Club	0.00	0.00	0.00	0.00	0.00
4059	Band Camp	100.75	0.00	0.00	0.00	100.75
4060	Band	4,478.36	54.94	451.03	0.00	4,082.27
4062	Band Trip	0.00	0.00	0.00	0.00	0.00
4063	Drums	474.57	0.00	0.00	0.00	474.57
4109	Cheer Uniforms	1,282.41	0.00	0.00	0.00	1,282.41
4110	Cheerleading	-554.68	25.44	250.00	0.00	-779.24
4115	Uniforms-Cheer/Dance	10,996.44	5,074.13	38,132.37	14,575.95	-7,485.85
4120	Chemistry Club	0.00	0.00	0.00	0.00	0.00
4130	Chess Club	76.08	0.00	0.00	0.00	76.08
4140	Choir	62.51	0.00	0.00	0.00	62.51
4141	Choir Trip	236.50	0.00	0.00	0.00	236.50
4181	Coffee Cart	993.93	0.00	0.00	0.00	993.93
4190	Dance	4,917.08	320.70	5,293.45	1,227.50	1,171.83
4200	Debate Team	3,730.04	1,927.72	7,609.93	340.00	-1,612.17
4210	DECA	-12,849.49	210.00	90.00	0.00	-12,729.49
4220	Drama Club	7,972.77	0.00	-440.00	0.00	8,412.77
4224	Computer Club	0.00	0.00	0.00	0.00	0.00
4230	Environmental Club	1,017.30	0.00	0.00	0.00	1,017.30
4250	FCCLA	2,275.32	0.00	0.00	0.00	2,275.32
4260	FCS Club	2,695.43	0.00	0.00	0.00	2,695.43
4271	Film Club	1,052.79	0.00	1,030.06	0.00	22.73
4280	Flag Group	7,445.99	10,550.02	0.00	0.00	17,996.01
4290	Forensics	6,610.93	1,000.00	594.00	1,400.00	8,416.93
4310	French Club	475.86	0.00	0.00	0.00	475.86
4330	Garden Club	0.00	0.00	0.00	0.00	0.00
4340	German Club	518.36	0.00	0.00	0.00	518.36
4355	Habitat for Humanity	0.00	0.00	0.00	0.00	0.00
4360	History Club	5,401.00	0.00	0.00	0.00	5,401.00
4365	HOSA	5,528.42	0.00	0.00	0.00	5,528.42
4370	Industrial Arts	15,002.37	0.00	0.00	0.00	15,002.37
4390	Intramurals	25.00	0.00	0.00	0.00	25.00
4400	Japanese Club	0.00	0.00	0.00	0.00	0.00
4410	Junior Class	24,659.48	0.00	0.00	0.00	24,659.48
4420	Key Club	0.00	0.00	0.00	0.00	0.00
4430	Latin Club	122.81	0.00	0.00	0.00	122.81
4460	Literary Magazine	349.10	0.00	0.00	0.00	349.10
4480	Mascot Team	201.00	0.00	0.00	0.00	201.00
4490	M-Club	1,816.36	0.00	0.00	0.00	1,816.36
4500	Music	0.00	0.00	0.00	0.00	0.00
4503	Music-Musicals	118.42	0.00	0.00	0.00	118.42

Current Cash Balance

Sorted by Site ID, Group ID, Activity ID.

From 07/01/2019 to 07/31/2019.

Site ID Group ID	Site Name Group Name	Activity ID	Activity Name	Beginning Cash	Receipts	Disbursements	Adjustments	Cash Balance
4510	National Honor Society			3,689.60	0.00	0.00	0.00	3,689.60
4520	Newspaper			620.88	0.00	0.00	0.00	620.88
4530	Orchestra			3,358.02	2,160.00	4,297.48	0.00	1,220.54
4531	Orchestra Trip			0.00	0.00	0.00	0.00	0.00
4540	Other Clubs			1,142.33	0.00	0.00	0.00	1,142.33
4560	Photography Club			0.00	0.00	0.00	0.00	0.00
4570	Play Production			5,542.95	0.00	0.00	0.00	5,542.95
4600	Robotics & Engineering Club			367.13	0.00	0.00	0.00	367.13
4630	Science Club			25.00	0.00	0.00	0.00	25.00
4631	Science Olympiad			187.76	0.00	0.00	0.00	187.76
4640	Senior Class			2,246.80	0.00	0.00	0.00	2,246.80
4645	Show Choir			-520.17	2,103.23	625.00	0.00	958.06
4646	Show Choir Competition			0.00	0.00	0.00	0.00	0.00
4647	Show Choir Camp			6,315.06	0.00	0.00	0.00	6,315.06
4650	Skills USA			11,605.34	0.00	1,229.61	0.00	10,375.73
4660	Spanish Club			500.00	0.00	0.00	0.00	500.00
4661	Spanish Honor Society			2,822.41	0.00	0.00	0.00	2,822.41
4680	Speech Club			0.00	0.00	0.00	0.00	0.00
4690	Spirit Shop			791.49	386.00	2,022.50	0.00	-845.01
4710	Student Council			28,231.23	0.00	0.00	0.00	28,231.23
4725	Theater Workshop			137.00	0.00	0.00	0.00	137.00
4728	Unified Club			467.33	0.00	0.00	0.00	467.33
4730	VIA			532.52	0.00	0.00	0.00	532.52
4770	Yearbook			7,105.01	18,850.00	0.00	0.00	25,955.01
4790	BLM Academy			2,002.51	0.00	0.00	0.00	2,002.51
D Totals:				174,671.89	42,662.18	61,185.43	17,543.45	173,692.09

Current Cash Balance

Sorted by Site ID, Group ID, Activity ID.
From 07/01/2019 to 07/31/2019.

Site ID Group ID	Site Name Group Name	Activity ID	Activity Name	Beginning Cash	Receipts	Disbursements	Adjustments	Cash Balance
E	ADMINISTRATIVE CUSTODIAL							
	5010		After Prom	1,241.82	0.00	0.00	0.00	1,241.82
	5020		Fines	1,676.03	0.00	0.00	0.00	1,676.03
	5025		Fines - Library Book	442.87	142.10	0.00	0.00	584.97
	5027		Fines-Textbooks	1,254.23	174.35	0.00	0.00	1,428.58
	5055		Hall of Fame	0.00	0.00	0.00	0.00	0.00
	5060		Hospitality	185.09	0.00	0.00	0.00	185.09
	5070		Library	342.29	0.00	0.00	0.00	342.29
	5100		Other Adm Custodial	-3,672.61	0.00	0.00	3,672.61	0.00
	5115		Field Trips-Curriculum Related	-1,355.94	1,355.94	0.00	0.00	0.00
	5120		P.E.	3,229.23	14.00	0.00	0.00	3,243.23
	5130		Parking	3,138.36	6,290.00	568.20	0.00	8,860.16
	5140		PayBac	286.35	0.00	0.00	0.00	286.35
	5150		Pool Maintenance	4,003.90	0.00	0.00	0.00	4,003.90
	5160		PSAT Exam	741.31	0.00	0.00	0.00	741.31
	5175		Student Scholarships	176.31	0.00	0.00	0.00	176.31
	5180		Teacher Fund/Grants	863.68	0.00	0.00	0.00	863.68
	5190		Transcripts	1,420.26	520.00	41.64	0.00	1,898.62
	5220		Site Improvements	0.00	0.00	0.00	0.00	0.00
		E	Totals:	13,973.18	8,496.39	609.84	3,672.61	25,532.34
Q	STUDENT FEE FUND							
	7160		Participation Fees - Athletics	33,490.00	6,100.00	0.00	-34,790.00	4,800.00
	7170		Participation Fees - Clubs & Orgs	-210.00	14,754.79	0.00	-14,544.79	0.00
	7190		Field Trips	0.00	0.00	0.00	0.00	0.00
		Q	Totals:	33,280.00	20,854.79	0.00	-49,334.79	4,800.00
R	AP/IB EXAMS							
	8010		AP Exams	42,121.66	2,500.00	0.00	0.00	44,621.66
	8020		IB Exams	10,781.99	0.00	0.00	0.00	10,781.99
		R	Totals:	52,903.65	2,500.00	0.00	0.00	55,403.65

Current Cash Balance

Sorted by Site ID, Group ID, Activity ID.
From 07/01/2019 to 07/31/2019.

Site ID Group ID	Site Name Group Name	Activity ID	Activity Name	Beginning Cash	Receipts	Disbursements	Adjustments	Cash Balance
S	ATHLETIC							
		9010	Gate Receipts	102,229.87	2,836.37	0.00	-105,066.24	0.00
		9020	Cash Reserve	114,936.01	0.00	0.00	45,640.40	160,576.41
		9030	Concessions	28,111.98	0.00	1,381.43	-11,730.55	15,000.00
		9040	Tickets	76,658.00	12,365.00	0.00	-78,783.00	10,240.00
		9050	Athletic-General	-18,862.77	65.00	5,619.00	24,481.77	65.00
		9055	Athletics - Projects	5,465.94	0.00	0.00	0.00	5,465.94
		9060	Athletic Director	-30.00	0.00	0.00	30.00	0.00
		9070	Miscellaneous Receipts	62,774.74	1,070.85	0.00	-1,048.66	62,796.93
		9080	Fundraising-Athletic	0.00	0.00	0.00	0.00	0.00
		9090	Strength & Conditioning	2,535.70	0.00	0.00	0.00	2,535.70
		9100	Athletic Training	-5,599.51	0.00	0.00	5,599.51	0.00
		9110	Activities	-10,688.25	0.00	1,662.50	12,350.75	0.00
		9120	Booster Contributions-Girls	8.21	0.00	0.00	0.00	8.21
		9130	Booster Contributions-Boys	8.21	0.00	0.00	0.00	8.21
	S	Totals:		357,548.13	16,337.22	8,662.93	-108,526.02	256,696.40
	NHS	Totals:		277,797.48	105,052.29	91,881.87	0.00	290,967.90

Current Cash Balance

Sorted by Site ID, Group ID, Activity ID.

From 07/01/2019 to 07/31/2019.

Site ID	Site Name					
Group ID	Group Name					
Activity ID	Activity Name	Beginning Cash	Receipts	Disbursements	Adjustments	Cash Balance
SHS	Millard South High School					
A	ACTIVITY GENERAL					
1010	General Admin	-10,245.53	0.00	5,973.92	0.00	-16,219.45
1016	Rev Trak Fees	-487.51	909.27	374.92	0.00	46.84
1017	Returned Checks	0.00	0.00	0.00	0.00	0.00
1025	Savings	0.00	0.00	0.00	0.00	0.00
1030	Staff Vending	8,568.10	0.00	59.46	0.00	8,508.64
1035	Student Vending	95,000.00	0.00	0.00	0.00	95,000.00
1040	Donations	41.76	22.19	0.00	0.00	63.95
1041	Donations Students	770.41	0.00	0.00	0.00	770.41
1042	Patriots Care Pantry	3,252.74	0.00	134.05	0.00	3,118.69
1050	Projects/Support	-6,896.63	0.00	218.60	0.00	-7,115.23
1060	Public Relations	-1,300.45	0.00	0.00	0.00	-1,300.45
1070	Start Up Cash	-500.00	0.00	400.00	0.00	-900.00
1090	Other Revenue	3,859.94	0.00	0.00	0.00	3,859.94
1100	Damage & Loss Property	0.00	0.00	0.00	0.00	0.00
1105	Laptop Insurance	0.00	3,300.00	3,600.00	0.00	-300.00
1106	Laptop Loss/Damage	0.00	75.00	75.00	0.00	0.00
1110	Extracurr Transportation	-32,191.59	0.00	0.00	0.00	-32,191.59
1120	Equipment Replacement/Repair	0.00	0.00	0.00	0.00	0.00
1130	Building Maintenance	-605.00	0.00	55.00	0.00	-660.00
1140	Student Recognition Incentive	538.50	0.00	0.00	0.00	538.50
1150	Capital Outlay	0.00	0.00	0.00	0.00	0.00
1160	Personnel Support	-12,635.99	0.00	104.42	0.00	-12,740.41
1170	Wellness	849.65	0.00	0.00	0.00	849.65
	A Totals:	48,018.40	4,306.46	10,995.37	0.00	41,329.49

Current Cash Balance

Sorted by Site ID, Group ID, Activity ID.

From 07/01/2019 to 07/31/2019.

Site ID	Site Name	Beginning Cash	Receipts	Disbursements	Adjustments	Cash Balance
Group ID	Group Name					
Activity ID	Activity Name					
B	Athletics-Girls					
2051	Awards - Girls Basketball	-38.20	0.00	0.00	0.00	-38.20
2052	Camps - Girls Basketball	-327.75	8.42	0.00	0.00	-319.33
2053	Entry Fees - Girls Basketball	150.00	0.00	0.00	0.00	150.00
2054	Equipment - Girls Basketball	-1,048.88	0.00	0.00	0.00	-1,048.88
2055	Lodging - Girls Basketball	0.00	0.00	0.00	0.00	0.00
2056	Meals - Girls Basketball	-465.58	0.00	0.00	0.00	-465.58
2057	Officials - Girls Basketball	-4,150.00	0.00	0.00	0.00	-4,150.00
2058	Prof. Development - Girls Basketball	0.00	0.00	0.00	0.00	0.00
2059	Scouting - Girls Basketball	0.00	0.00	0.00	0.00	0.00
2060	Security - Girls Basketball	-1,250.00	0.00	0.00	0.00	-1,250.00
2061	Transportation - Girls Basketball	-3,829.61	0.00	0.00	0.00	-3,829.61
2062	Uniforms/Apparel - Girls Basketball	0.00	0.00	0.00	0.00	0.00
2063	Misc. Expenditures - Girls Basketball	0.00	322.95	0.00	0.00	322.95
2101	Awards - Girls Cross Country	-135.52	0.00	0.00	0.00	-135.52
2102	Camps - Girls Cross Country	227.06	0.00	0.00	0.00	227.06
2103	Entry Fees - Girls Cross Country	275.00	0.00	0.00	0.00	275.00
2104	Equipment - Girls Cross Country	0.00	0.00	0.00	0.00	0.00
2105	Lodging - Girls Cross Country	0.00	0.00	0.00	0.00	0.00
2106	Meals - Girls Cross Country	-86.30	0.00	0.00	0.00	-86.30
2107	Officials - Girls Cross Country	-40.37	0.00	0.00	0.00	-40.37
2108	Prof. Development - Girls Cross Country	0.00	0.00	0.00	0.00	0.00
2109	Scouting - Girls Cross Country	0.00	0.00	0.00	0.00	0.00
2110	Security - Girls Cross Country	0.00	0.00	0.00	0.00	0.00
2111	Transportation - Girls Cross Country	-1,153.24	0.00	0.00	0.00	-1,153.24
2112	Uniforms/Apparel - Girls Cross Country	-999.50	0.00	0.00	0.00	-999.50
2113	Misc. Expenditures - Girls Cross Country	-598.92	229.50	0.00	0.00	-369.42
2151	Awards - Girls Golf	-85.20	0.00	0.00	0.00	-85.20
2152	Camps - Girls Golf	42.62	0.00	0.00	0.00	42.62
2153	Entry Fees - Girls Golf	-516.00	0.00	0.00	0.00	-516.00
2154	Equipment - Girls Golf	-680.00	0.00	0.00	0.00	-680.00
2155	Lodging - Girls Golf	0.00	0.00	0.00	0.00	0.00
2156	Meals - Girls Golf	-45.61	0.00	0.00	0.00	-45.61
2157	Officials - Girls Golf	0.00	0.00	0.00	0.00	0.00
2158	Prof. Development - Girls Golf	0.00	0.00	0.00	0.00	0.00
2159	Scouting - Girls Golf	0.00	0.00	0.00	0.00	0.00
2160	Security - Girls Golf	0.00	0.00	0.00	0.00	0.00
2161	Transportation - Girls Golf	-94.64	0.00	0.00	0.00	-94.64
2162	Uniforms/Apparel - Girls Golf	-784.44	0.00	0.00	0.00	-784.44
2163	Misc. Expenditures - Girls Golf	-2,871.84	0.00	0.00	0.00	-2,871.84
2201	Awards - Girls Soccer	-100.88	0.00	0.00	0.00	-100.88
2202	Camps - Girls Soccer	1,158.74	0.00	0.00	0.00	1,158.74
2203	Entry Fees - Girls Soccer	60.00	0.00	0.00	0.00	60.00
2204	Equipment - Girls Soccer	-1,879.25	0.00	0.00	0.00	-1,879.25
2205	Lodging - Girls Soccer	0.00	0.00	0.00	0.00	0.00

Current Cash Balance

Sorted by Site ID, Group ID, Activity ID.

From 07/01/2019 to 07/31/2019.

Site ID Group ID	Site Name Group Name	Activity ID	Activity Name	Beginning Cash	Receipts	Disbursements	Adjustments	Cash Balance
2206			Meals - Girls Soccer	0.00	0.00	0.00	0.00	0.00
2207			Officials - Girls Soccer	-2,420.00	0.00	0.00	0.00	-2,420.00
2208			Prof. Development - Girls Soccer	0.00	0.00	0.00	0.00	0.00
2209			Scouting - Girls Soccer	0.00	0.00	0.00	0.00	0.00
2210			Security - Girls Soccer	0.00	0.00	0.00	0.00	0.00
2211			Transportation - Girls Soccer	-1,775.62	0.00	0.00	0.00	-1,775.62
2212			Uniforms/Apparel - Girls Soccer	-8,767.88	0.00	0.00	0.00	-8,767.88
2213			Misc. Expenditures - Girls Soccer	-2,211.07	70.00	309.98	0.00	-2,451.05
2251			Awards - Girls Swimming	-271.25	0.00	0.00	0.00	-271.25
2252			Camps - Girls Swimming	40.40	0.00	0.00	0.00	40.40
2253			Entry Fees - Girls Swimming	220.00	0.00	0.00	0.00	220.00
2254			Equipment - Girls Swimming	0.00	0.00	0.00	0.00	0.00
2255			Lodging - Girls Swimming	0.00	0.00	0.00	0.00	0.00
2256			Meals - Girls Swimming	0.00	0.00	0.00	0.00	0.00
2257			Officials - Girls Swimming	-797.50	0.00	0.00	0.00	-797.50
2258			Prof. Development - Girls Swimming	0.00	0.00	0.00	0.00	0.00
2259			Scouting - Girls Swimming	0.00	0.00	0.00	0.00	0.00
2260			Security - Girls Swimming	0.00	0.00	0.00	0.00	0.00
2261			Transportation - Girls Swimming	-581.12	0.00	0.00	0.00	-581.12
2262			Uniforms/Apparel - Girls Swimming	-145.01	0.00	0.00	0.00	-145.01
2263			Misc. Expenditures - Girls Swimming	-507.14	0.00	0.00	0.00	-507.14
2301			Awards - Girls Tennis	-447.00	0.00	0.00	0.00	-447.00
2302			Camps - Girls Tennis	1,366.73	750.00	0.00	0.00	2,116.73
2303			Entry Fees - Girls Tennis	-505.00	0.00	0.00	0.00	-505.00
2304			Equipment - Girls Tennis	-639.98	0.00	0.00	0.00	-639.98
2305			Lodging - Girls Tennis	0.00	0.00	0.00	0.00	0.00
2306			Meals - Girls Tennis	0.00	0.00	0.00	0.00	0.00
2307			Officials - Girls Tennis	0.00	0.00	0.00	0.00	0.00
2308			Prof. Development - Girls Tennis	0.00	0.00	0.00	0.00	0.00
2309			Scouting - Girls Tennis	0.00	0.00	0.00	0.00	0.00
2310			Security - Girls Tennis	0.00	0.00	0.00	0.00	0.00
2311			Transportation - Girls Tennis	-2,517.09	0.00	4.14	0.00	-2,521.23
2312			Uniforms/Apparel - Girls Tennis	-1,280.00	0.00	0.00	0.00	-1,280.00
2313			Misc. Expenditures - Girls Tennis	-417.48	0.00	0.00	0.00	-417.48
2351			Awards - Girls Track	-736.10	0.00	0.00	0.00	-736.10
2352			Camps - Girls Track	-29.27	0.00	0.00	0.00	-29.27
2353			Entry Fees - Girls Track	350.00	262.50	0.00	0.00	612.50
2354			Equipment - Girls Track	-2,193.74	0.00	0.00	0.00	-2,193.74
2355			Lodging - Girls Track	-748.20	0.00	0.00	0.00	-748.20
2356			Meals - Girls Track	0.00	0.00	0.00	0.00	0.00
2357			Officials - Girls Track	-892.29	0.00	0.00	0.00	-892.29
2358			Prof. Development - Girls Track	0.00	0.00	0.00	0.00	0.00
2359			Scouting - Girls Track	0.00	0.00	0.00	0.00	0.00
2360			Security - Girls Track	0.00	0.00	0.00	0.00	0.00
2361			Transportation - Girls Track	-3,966.87	0.00	0.00	0.00	-3,966.87

Current Cash Balance

Sorted by Site ID, Group ID, Activity ID.
From 07/01/2019 to 07/31/2019.

Site ID Group ID	Site Name Group Name	Activity ID	Activity Name	Beginning Cash	Receipts	Disbursements	Adjustments	Cash Balance
2362			Uniforms/Apparel - Girls Track	-798.25	0.00	0.00	0.00	-798.25
2363			Misc. Expenditures - Girls Track	-2,283.35	0.00	0.00	0.00	-2,283.35
2401			Awards - Girls Volleyball	-139.68	0.00	0.00	0.00	-139.68
2402			Camps - Girls Volleyball	1,130.30	1,473.23	2,646.64	0.00	-43.11
2403			Entry Fees - Girls Volleyball	225.00	0.00	0.00	0.00	225.00
2404			Equipment - Girls Volleyball	-3,306.15	0.00	0.00	0.00	-3,306.15
2405			Lodging - Girls Volleyball	0.00	0.00	0.00	0.00	0.00
2406			Meals - Girls Volleyball	-285.00	0.00	0.00	0.00	-285.00
2407			Officials - Girls Volleyball	-3,370.78	0.00	0.00	0.00	-3,370.78
2408			Prof. Development - Girls Volleyball	0.00	0.00	0.00	0.00	0.00
2409			Scouting - Girls Volleyball	0.00	0.00	0.00	0.00	0.00
2410			Security - Girls Volleyball	0.00	0.00	0.00	0.00	0.00
2411			Transportation - Girls Volleyball	-2,043.56	0.00	0.00	0.00	-2,043.56
2412			Uniforms/Apparel - Girls Volleyball	0.00	0.00	0.00	0.00	0.00
2413			Misc. Expenditures - Girls Volleyball	149.04	322.95	0.00	0.00	471.99
2451			Awards - Girls Softball	-102.08	0.00	50.17	0.00	-152.25
2452			Camps - Girls Softball	19,762.95	441.40	221.00	0.00	19,983.35
2453			Entry Fees - Girls Softball	175.00	0.00	0.00	0.00	175.00
2454			Equipment - Girls Softball	-2,312.83	0.00	0.00	0.00	-2,312.83
2455			Lodging - Girls Softball	-5,038.20	0.00	0.00	0.00	-5,038.20
2456			Meals - Girls Softball	-1,496.23	0.00	0.00	0.00	-1,496.23
2457			Officials - Girls Softball	-2,650.00	0.00	0.00	0.00	-2,650.00
2458			Prof. Development - Girls Softball	0.00	0.00	0.00	0.00	0.00
2459			Scouting - Girls Softball	0.00	0.00	0.00	0.00	0.00
2460			Security - Girls Softball	0.00	0.00	0.00	0.00	0.00
2461			Transportation - Girls Softball	-2,850.19	0.00	0.00	0.00	-2,850.19
2462			Uniforms/Apparel - Girls Softball	-1,652.76	0.00	0.00	0.00	-1,652.76
2463			Misc. Expenditures - Girls Softball	-1,653.03	1,634.00	1,458.00	0.00	-1,477.03
2464			Softball Advertising	0.00	0.00	0.00	0.00	0.00
2601			Awards-Girls Unified Sports	0.00	0.00	0.00	0.00	0.00
2602			Camps-Girls Unified Sports	523.14	0.00	0.00	0.00	523.14
2603			Entry Fees-Girls Unified Sports	0.00	0.00	0.00	0.00	0.00
2604			Equipment-Girls Unified Sports	0.00	0.00	0.00	0.00	0.00
2605			Lodging-Girls Unified Sports	0.00	0.00	0.00	0.00	0.00
2606			Meals-Girls Unified Sports	0.00	0.00	0.00	0.00	0.00
2607			Officials-Girls Unified Sports	0.00	0.00	0.00	0.00	0.00
2608			Prof. Development-Girls Unified Sports	0.00	0.00	0.00	0.00	0.00
2609			Scouting-Girls Unified Sports	0.00	0.00	0.00	0.00	0.00
2610			Security-Girls Unified Sports	0.00	0.00	0.00	0.00	0.00
2611			Transportation-Girls Unified Sports	0.00	0.00	0.00	0.00	0.00
2612			Uniforms/Apparel-Girls Unified Sports	0.00	0.00	0.00	0.00	0.00
2613			Misc. Expenditures-Girls Unified Sports	0.00	0.00	0.00	0.00	0.00
B Totals:				-57,157.45	5,514.95	4,689.93	0.00	-56,332.43

Current Cash Balance

Sorted by Site ID, Group ID, Activity ID.
From 07/01/2019 to 07/31/2019.

Site ID Group ID	Site Name Group Name	Activity ID	Activity Name	Beginning Cash	Receipts	Disbursements	Adjustments	Cash Balance
C	Athletics-Boys							
		3007	Officials - Boys	0.00	0.00	0.00	0.00	0.00
		3011	Transportation - Boys	0.00	0.00	0.00	0.00	0.00
		3051	Awards - Boys Basketball	0.00	0.00	0.00	0.00	0.00
		3052	Camps - Boys Basketball	3,226.74	9.89	32.16	0.00	3,204.47
		3053	Entry Fees - Boys Basketball	-175.00	0.00	0.00	0.00	-175.00
		3054	Equipment - Boys Basketball	-1,036.29	0.00	0.00	0.00	-1,036.29
		3055	Lodging - Boys Basketball	0.00	0.00	0.00	0.00	0.00
		3056	Meals - Boys Basketball	-421.99	0.00	0.00	0.00	-421.99
		3057	Officials - Boys Basketball	-5,576.30	0.00	0.00	0.00	-5,576.30
		3058	Prof. Development - Boys Basketball	0.00	0.00	0.00	0.00	0.00
		3059	Scouting - Boys Basketball	0.00	0.00	0.00	0.00	0.00
		3060	Security - Boys Basketball	-1,050.00	0.00	0.00	0.00	-1,050.00
		3061	Transportation - Boys Basketball	-7,716.64	0.00	0.00	0.00	-7,716.64
		3062	Uniforms/Apparel - Boys Basketball	-1,145.66	0.00	3,185.14	0.00	-4,330.80
		3063	Misc. Expenditures - Boys Basketball	0.00	0.00	0.00	0.00	0.00
		3101	Awards - Boys Cross Country	-135.53	0.00	0.00	0.00	-135.53
		3102	Camps - Boys Cross Country	907.80	0.00	0.00	0.00	907.80
		3103	Entry Fees - Boys Cross Country	275.00	0.00	0.00	0.00	275.00
		3104	Equipment - Boys Cross Country	0.00	0.00	0.00	0.00	0.00
		3105	Lodging - Boys Cross Country	0.00	0.00	0.00	0.00	0.00
		3106	Meals - Boys Cross Country	-86.30	0.00	0.00	0.00	-86.30
		3107	Officials - Boys Cross Country	-40.37	0.00	0.00	0.00	-40.37
		3108	Prof. Development - Boys Cross Country	0.00	0.00	0.00	0.00	0.00
		3109	Scouting - Boys Cross Country	0.00	0.00	0.00	0.00	0.00
		3110	Security - Boys Cross Country	0.00	0.00	0.00	0.00	0.00
		3111	Transportation - Boys Cross Country	-1,153.24	0.00	0.00	0.00	-1,153.24
		3112	Uniforms/Apparel - Boys Cross Country	-999.49	0.00	0.00	0.00	-999.49
		3113	Misc. Expenditures - Boys Cross Country	-598.92	0.00	0.00	0.00	-598.92
		3151	Awards - Boys Golf	-179.61	0.00	0.00	0.00	-179.61
		3152	Camps - Boys Golf	0.00	0.00	0.00	0.00	0.00
		3153	Entry Fees - Boys Golf	565.00	0.00	0.00	0.00	565.00
		3154	Equipment - Boys Golf	-680.00	0.00	0.00	0.00	-680.00
		3155	Lodging - Boys Golf	-439.96	0.00	0.00	0.00	-439.96
		3156	Meals - Boys Golf	-119.22	0.00	0.00	0.00	-119.22
		3157	Officials - Boys Golf	0.00	0.00	0.00	0.00	0.00
		3158	Prof. Development - Boys Golf	0.00	0.00	0.00	0.00	0.00
		3159	Scouting - Boys Golf	0.00	0.00	0.00	0.00	0.00
		3160	Security - Boys Golf	0.00	0.00	0.00	0.00	0.00
		3161	Transportation - Boys Golf	-71.10	0.00	46.37	0.00	-117.47
		3162	Uniforms/Apparel - Boys Golf	0.00	0.00	0.00	0.00	0.00
		3163	Misc. Expenditures - Boys Golf	-5,291.72	0.00	0.00	0.00	-5,291.72
		3201	Awards - Boys Soccer	-52.03	0.00	0.00	0.00	-52.03
		3202	Camps - Boys Soccer	72.88	1.62	0.00	0.00	74.50
		3203	Entry Fees - Boys Soccer	-185.00	0.00	0.00	0.00	-185.00

Current Cash Balance

Sorted by Site ID, Group ID, Activity ID.

From 07/01/2019 to 07/31/2019.

Site ID Group ID	Site Name Group Name	Activity ID	Activity Name	Beginning Cash	Receipts	Disbursements	Adjustments	Cash Balance
3204			Equipment - Boys Soccer	-1,428.13	0.00	0.00	0.00	-1,428.13
3205			Lodging - Boys Soccer	0.00	0.00	0.00	0.00	0.00
3206			Meals - Boys Soccer	0.00	0.00	0.00	0.00	0.00
3207			Officials - Boys Soccer	-2,123.76	0.00	0.00	0.00	-2,123.76
3208			Prof. Development - Boys Soccer	0.00	0.00	0.00	0.00	0.00
3209			Scouting - Boys Soccer	0.00	0.00	0.00	0.00	0.00
3210			Security - Boys Soccer	0.00	0.00	0.00	0.00	0.00
3211			Transportation - Boys Soccer	-2,276.09	0.00	0.00	0.00	-2,276.09
3212			Uniforms/Apparel - Boys Soccer	-755.89	0.00	0.00	0.00	-755.89
3213			Misc. Expenditures - Boys Soccer	-491.25	70.00	309.98	0.00	-731.23
3251			Awards - Boys Swimming	-271.25	0.00	0.00	0.00	-271.25
3252			Camps - Boys Swimming	1,341.22	0.00	0.00	0.00	1,341.22
3253			Entry Fees - Boys Swimming	220.00	0.00	0.00	0.00	220.00
3254			Equipment - Boys Swimming	0.00	0.00	0.00	0.00	0.00
3255			Lodging - Boys Swimming	-467.20	0.00	0.00	0.00	-467.20
3256			Meals - Boys Swimming	-148.00	0.00	0.00	0.00	-148.00
3257			Officials - Boys Swimming	-847.50	0.00	0.00	0.00	-847.50
3258			Prof. Development - Boys Swimming	0.00	0.00	0.00	0.00	0.00
3259			Scouting - Boys Swimming	0.00	0.00	0.00	0.00	0.00
3260			Security - Boys Swimming	0.00	0.00	0.00	0.00	0.00
3261			Transportation - Boys Swimming	-581.13	0.00	0.00	0.00	-581.13
3262			Uniforms/Apparels - Boys Swimming	-144.99	0.00	0.00	0.00	-144.99
3263			Misc. Expenditures - Boys Swimming	-575.89	0.00	0.00	0.00	-575.89
3301			Awards - Boys Tennis	0.00	0.00	0.00	0.00	0.00
3302			Camps - Boys Tennis	1,048.96	0.00	0.00	0.00	1,048.96
3303			Entry Fees - Boys Tennis	-645.00	0.00	0.00	0.00	-645.00
3304			Equipment - Boys Tennis	-619.47	0.00	0.00	0.00	-619.47
3305			Lodging - Boys Tennis	0.00	0.00	0.00	0.00	0.00
3306			Meals - Boys Tennis	0.00	0.00	0.00	0.00	0.00
3307			Officials - Boys Tennis	0.00	0.00	0.00	0.00	0.00
3308			Prof. Development - Boys Tennis	0.00	0.00	0.00	0.00	0.00
3309			Scouting - Boys Tennis	0.00	0.00	0.00	0.00	0.00
3310			Security - Boys Tennis	0.00	0.00	0.00	0.00	0.00
3311			Transportation - Boys Tennis	-2,391.85	0.00	0.00	0.00	-2,391.85
3312			Uniforms/Apparel - Boys Tennis	-174.10	0.00	0.00	0.00	-174.10
3313			Misc. Expenditures - Boys Tennis	-338.38	0.00	0.00	0.00	-338.38
3351			Awards - Boys Track	-736.09	0.00	0.00	0.00	-736.09
3352			Camps - Boys Track	2,926.90	2.42	100.00	0.00	2,829.32
3353			Entry Fees - Boys Track	350.00	262.50	0.00	0.00	612.50
3354			Equipment - Boys Track	-2,193.74	0.00	0.00	0.00	-2,193.74
3355			Lodging - Boys Track	-748.20	0.00	0.00	0.00	-748.20
3356			Meals - Boys Track	0.00	0.00	0.00	0.00	0.00
3357			Officials - Boys Track	-892.28	0.00	0.00	0.00	-892.28
3358			Prof. Development - Boys Track	0.00	0.00	0.00	0.00	0.00
3359			Scouting - Boys Track	0.00	0.00	0.00	0.00	0.00

Current Cash Balance

Sorted by Site ID, Group ID, Activity ID.

From 07/01/2019 to 07/31/2019.

Site ID Group ID	Site Name Group Name	Activity ID	Activity Name	Beginning Cash	Receipts	Disbursements	Adjustments	Cash Balance
3360			Security - Boys Track	0.00	0.00	0.00	0.00	0.00
3361			Transportation - Boys Track	-3,966.91	0.00	0.00	0.00	-3,966.91
3362			Uniforms/Apparel - Boys Track	-287.00	0.00	0.00	0.00	-287.00
3363			Misc. Expenditures - Boys Track	-2,313.58	0.00	0.00	0.00	-2,313.58
3451			Awards - Boys Baseball	-109.06	0.00	0.00	0.00	-109.06
3452			Camps - Boys Baseball	212.36	0.00	74.50	0.00	137.86
3453			Entry Fees - Boys Baseball	445.00	0.00	0.00	0.00	445.00
3454			Equipment - Boys Baseball	-7,819.45	0.00	0.00	0.00	-7,819.45
3455			Lodging - Boys Baseball	0.00	0.00	0.00	0.00	0.00
3456			Meals - Boys Baseball	-417.99	0.00	0.00	0.00	-417.99
3457			Officials - Boys Baseball	-4,512.24	0.00	0.00	0.00	-4,512.24
3458			Prof. Development - Boys Baseball	0.00	0.00	0.00	0.00	0.00
3459			Scouting - Boys Baseball	0.00	0.00	0.00	0.00	0.00
3460			Security - Boys Baseball	0.00	0.00	0.00	0.00	0.00
3461			Transportation - Boys Baseball	-3,957.99	0.00	30.00	0.00	-3,987.99
3462			Uniforms/Apparel - Boys Baseball	-2,411.68	0.00	0.00	0.00	-2,411.68
3463			Misc. Expenditures - Boys Baseball	-484.45	833.00	619.00	0.00	-270.45
3501			Awards - Boys Football	0.00	0.00	0.00	0.00	0.00
3502			Camps - Boys Football	17,801.58	3,446.62	8,578.31	0.00	12,669.89
3503			Entry Fees - Boys Football	0.00	0.00	0.00	0.00	0.00
3504			Equipment - Boys Football	-35,203.18	0.00	0.00	0.00	-35,203.18
3505			Lodging - Boys Football	0.00	0.00	0.00	0.00	0.00
3506			Meals - Boys Football	-769.62	0.00	0.00	0.00	-769.62
3507			Officials - Boys Football	-6,760.34	0.00	0.00	0.00	-6,760.34
3508			Prof. Development - Boys Football	0.00	0.00	0.00	0.00	0.00
3509			Scouting - Boys Football	0.00	0.00	0.00	0.00	0.00
3510			Security - Boys Football	-3,000.00	0.00	0.00	0.00	-3,000.00
3511			Transportation - Boys Football	-6,524.85	0.00	0.00	0.00	-6,524.85
3512			Uniforms/Apparel - Boys Football	-32,196.22	0.00	0.00	0.00	-32,196.22
3515			Misc. Expenditures - Boys Football	-8,931.60	0.00	650.36	0.00	-9,581.96
3551			Awards - Boys Wrestling	-307.13	0.00	0.00	0.00	-307.13
3552			Camps - Boys Wrestling	31.82	7.91	0.00	0.00	39.73
3553			Entry Fees - Boys Wrestling	-1,340.00	0.00	0.00	0.00	-1,340.00
3554			Equipment - Boys Wrestling	-612.23	0.00	848.65	0.00	-1,460.88
3555			Lodging - Boys Wrestling	-872.00	0.00	0.00	0.00	-872.00
3556			Meals - Boys Wrestling	-1,050.00	0.00	0.00	0.00	-1,050.00
3557			Officials - Boys Wrestling	-1,500.00	0.00	0.00	0.00	-1,500.00
3558			Prof. Development - Boys Wrestling	0.00	0.00	0.00	0.00	0.00
3559			Scouting - Boys Wrestling	0.00	0.00	0.00	0.00	0.00
3560			Security - Boys Wrestling	-150.00	0.00	0.00	0.00	-150.00
3561			Transportation - Boys Wrestling	-8,857.83	0.00	0.00	0.00	-8,857.83
3562			Uniforms/Apparel - Boys Wrestling	-1,430.00	0.00	0.00	0.00	-1,430.00
3563			Misc. Expenditures - Boys Wrestling	-1,696.55	0.00	477.75	0.00	-2,174.30
3601			Awards-Boys Unified Sports	0.00	0.00	0.00	0.00	0.00
3602			Camps-Boys Unified Sports	0.00	0.00	0.00	0.00	0.00

Current Cash Balance

Sorted by Site ID, Group ID, Activity ID.
From 07/01/2019 to 07/31/2019.

Site ID	Site Name					
Group ID	Group Name					
Activity ID	Activity Name	Beginning Cash	Receipts	Disbursements	Adjustments	Cash Balance
3603	Entry Fees-Boys Unified Sports	0.00	0.00	0.00	0.00	0.00
3604	Equipment-Boys Unified Sports	0.00	0.00	0.00	0.00	0.00
3605	Lodging-Boys Unified Sports	0.00	0.00	0.00	0.00	0.00
3606	Meals-Boys Unified Sports	0.00	0.00	0.00	0.00	0.00
3607	Officials-Boys Unified Sports	0.00	0.00	0.00	0.00	0.00
3608	Prof. Development-Boys Unified Sports	0.00	0.00	0.00	0.00	0.00
3609	Scouting-Boys Unified Sports	0.00	0.00	0.00	0.00	0.00
3610	Security-Boys Unified Sports	0.00	0.00	0.00	0.00	0.00
3611	Transportation-Boys Unified Sports	0.00	0.00	0.00	0.00	0.00
3612	Uniforms/Apparel-Boys Unified Sports	0.00	0.00	0.00	0.00	0.00
3613	Misc. Expenditures-Boys Unified Sports	0.00	0.00	0.00	0.00	0.00
C Totals:		-154,061.20	4,633.96	14,952.22	0.00	-164,379.46

Current Cash Balance

Sorted by Site ID, Group ID, Activity ID.
From 07/01/2019 to 07/31/2019.

Site ID Group ID	Site Name Group Name	Activity ID	Activity Name	Beginning Cash	Receipts	Disbursements	Adjustments	Cash Balance
D	CLUBS AND ORGANIZATIONS							
	4010		40 Assets	0.00	0.00	0.00	0.00	0.00
	4011		Patriot Way Club	90.97	0.00	0.00	0.00	90.97
	4020		Academic Awards	0.00	0.00	0.00	0.00	0.00
	4040		Art	76.21	0.00	0.00	0.00	76.21
	4050		Astronomy Club	713.56	0.00	0.00	0.00	713.56
	4055		Athletic Trainers Club	817.11	0.00	0.00	0.00	817.11
	4060		Band	21,613.31	7,575.00	5,167.19	0.00	24,021.12
	4064		Winter Guard	441.16	0.00	0.00	0.00	441.16
	4065		NSBA	0.00	0.00	0.00	0.00	0.00
	4109		Cheer Uniforms	0.00	0.00	0.00	0.00	0.00
	4110		Cheerleading	17,879.97	0.00	0.00	994.00	18,873.97
	4130		Chess Club	39.10	0.00	0.00	0.00	39.10
	4140		Choir	8,273.96	0.00	3,214.00	0.00	5,059.96
	4160		Construction	-738.85	0.00	0.00	0.00	-738.85
	4180		Culinary	563.29	0.00	0.00	474.00	1,037.29
	4190		Dance	3,466.30	39.38	17,497.45	7,824.81	-6,166.96
	4200		Debate Team	854.51	0.00	300.00	0.00	554.51
	4210		DECA	-17,600.97	13.20	502.15	9,602.00	-8,487.92
	4215		Diversity	10.04	0.00	0.00	0.00	10.04
	4216		Patriot Pals	30.61	0.00	0.00	0.00	30.61
	4217		Patriot Perk	3,758.46	0.00	0.00	0.00	3,758.46
	4230		Environmental Club	2,149.08	0.00	0.00	0.00	2,149.08
	4240		Fashion Merchandising	5.08	0.00	0.00	0.00	5.08
	4250		FCCLA	457.50	0.00	0.00	-457.50	0.00
	4260		FCS Club	16.50	0.00	0.00	-16.50	0.00
	4290		Forensics	945.61	0.00	0.00	0.00	945.61
	4300		Foundation/PEMS	0.00	0.00	0.00	0.00	0.00
	4310		French Club	649.35	0.00	0.00	0.00	649.35
	4320		Educators Rising	2,321.81	0.00	161.48	0.00	2,160.33
	4340		German Club	1,151.41	0.00	0.00	0.00	1,151.41
	4350		Graphics	5.00	0.00	0.00	0.00	5.00
	4360		History Club	-1.55	0.00	0.00	0.00	-1.55
	4365		HOSA	1,800.99	0.00	150.71	0.00	1,650.28
	4380		International Club	0.00	0.00	0.00	0.00	0.00
	4390		Intramurals	1,219.39	0.00	0.00	0.00	1,219.39
	4405		AFJROTC	1,622.53	8.93	1,396.03	0.00	235.43
	4410		Junior Class	6,230.31	0.00	0.00	0.00	6,230.31
	4450		LEO Club	436.07	0.00	0.00	0.00	436.07
	4460		Literary Magazine	54.82	0.00	0.00	0.00	54.82
	4470		Manufacturing	3,703.12	0.00	0.00	0.00	3,703.12
	4510		National Honor Society	2,961.99	0.00	0.00	0.00	2,961.99
	4520		Newspaper	4,258.97	0.00	301.42	0.00	3,957.55
	4530		Orchestra	1,914.73	0.00	0.00	0.00	1,914.73
	4550		Patriot Photo	959.39	0.00	0.00	0.00	959.39

Current Cash Balance

Sorted by Site ID, Group ID, Activity ID.
From 07/01/2019 to 07/31/2019.

Site ID Group ID	Site Name Group Name	Activity ID	Activity Name	Beginning Cash	Receipts	Disbursements	Adjustments	Cash Balance
4570			Play Production	3,013.53	0.00	0.00	0.00	3,013.53
4600			Robotics & Engineering Club	133.55	0.00	0.00	0.00	133.55
4640			Senior Class	270.75	0.00	300.00	0.00	-29.25
4645			Show Choir	49,851.24	13.42	0.00	0.00	49,864.66
4650			Skills USA	192.04	0.00	0.00	0.00	192.04
4660			Spanish Club	71.74	0.00	0.00	0.00	71.74
4690			Spirit Shop	20,201.59	0.00	5,863.01	-9,602.00	4,736.58
4710			Student Council	-1,976.69	0.00	2,036.06	0.00	-4,012.75
4760			World Language	597.26	0.00	0.00	0.00	597.26
4770			Yearbook	40,868.99	5,995.00	1,246.37	0.00	45,617.62
D Totals:				186,374.84	13,644.93	38,135.87	8,818.81	170,702.71
E	ADMINISTRATIVE CUSTODIAL							
5010			After Prom	0.00	0.00	0.00	0.00	0.00
5020			Fines	28,537.55	112.88	313.00	0.00	28,337.43
5025			Fines - Library Book	592.37	148.12	500.00	0.00	240.49
5027			Fines-Textbooks	2,297.87	63.92	0.00	0.00	2,361.79
5030			Counseling Center	2,852.35	0.00	0.00	0.00	2,852.35
5040			Fundraising-General	0.00	0.00	0.00	0.00	0.00
5055			Hall of Fame	421.31	0.00	0.00	0.00	421.31
5060			Hospitality	-215.35	0.00	35.00	0.00	-250.35
5070			Library	95.81	0.00	0.00	0.00	95.81
5097			New Frontier	0.00	0.00	0.00	0.00	0.00
5100			Other Adm Custodial	0.00	0.00	0.00	0.00	0.00
5110			Other Student Activities	0.00	0.00	0.00	0.00	0.00
5115			Field Trips-Curriculum Related	0.00	0.00	0.00	0.00	0.00
5130			Parking	72,418.88	3,710.00	28,249.91	0.00	47,878.97
5135			Patriot Post	0.00	0.00	0.00	0.00	0.00
5140			PayBac	0.00	0.00	0.00	0.00	0.00
5150			Pool Maintenance	10,881.65	1,285.47	905.39	0.00	11,261.73
5160			PSAT Exam	1,385.19	0.00	0.00	0.00	1,385.19
5166			SpEd	122.94	0.00	0.00	0.00	122.94
5167			Student ID Card Fee	2,150.09	0.00	0.00	0.00	2,150.09
5170			Student Notebooks	0.00	0.00	0.00	0.00	0.00
5180			Teacher Fund/Grants	2,125.05	0.00	450.00	0.00	1,675.05
5185			Technology	0.00	0.00	0.00	0.00	0.00
5190			Transcripts	2,270.00	345.00	0.00	0.00	2,615.00
E Totals:				125,935.71	5,665.39	30,453.30	0.00	101,147.80
Q	STUDENT FEE FUND							
7160			Participation Fees - Athletics	23,530.00	2,075.00	300.00	0.00	25,305.00
7170			Participation Fees - Clubs & Orgs	0.00	8,818.81	0.00	-8,818.81	0.00
7190			Field Trips	-8.58	0.00	0.00	0.00	-8.58
Q Totals:				23,521.42	10,893.81	300.00	-8,818.81	25,296.42

Current Cash Balance

Sorted by Site ID, Group ID, Activity ID.
From 07/01/2019 to 07/31/2019.

Site ID Group ID	Site Name Group Name	Activity ID	Activity Name	Beginning Cash	Receipts	Disbursements	Adjustments	Cash Balance
R	AP/IB EXAMS							
		8010	AP Exams	14,352.84	30.00	0.00	0.00	14,382.84
			R Totals:	14,352.84	30.00	0.00	0.00	14,382.84
S	ATHLETIC							
		9010	Gate Receipts	123,317.46	0.00	0.00	0.00	123,317.46
		9020	Cash Reserve	223,312.37	0.00	0.00	0.00	223,312.37
		9030	Concessions	29,364.09	0.00	0.00	0.00	29,364.09
		9040	Tickets	32,010.00	4,640.00	300.00	0.00	36,350.00
		9050	Athletic-General	-41,784.98	0.00	29,696.61	0.00	-71,481.59
		9060	Athletic Director	-241.70	0.00	0.00	0.00	-241.70
		9070	Miscellaneous Receipts	1,689.39	185.19	0.00	0.00	1,874.58
		9080	Fundraising-Athletic	0.00	0.00	0.00	0.00	0.00
		9090	Strength & Conditioning	-2,125.90	0.00	0.00	0.00	-2,125.90
		9100	Athletic Training	-3,277.42	0.00	0.00	0.00	-3,277.42
		9110	Activities	-16,407.59	0.00	560.43	0.00	-16,968.02
		9120	Booster Contributions-Girls	23,050.00	0.00	0.00	0.00	23,050.00
		9130	Booster Contributions-Boys	23,050.00	0.00	0.00	0.00	23,050.00
		9131	Unified Sports Donations	2,368.48	0.00	0.00	0.00	2,368.48
		9140	Metro Tournament	0.00	0.00	0.00	0.00	0.00
			S Totals:	394,324.20	4,825.19	30,557.04	0.00	368,592.35
			SHS Totals:	581,308.76	49,514.69	130,083.73	0.00	500,739.72

Current Cash Balance

Sorted by Site ID, Group ID, Activity ID.
From 07/01/2019 to 07/31/2019.

Site ID	Site Name	Beginning Cash	Receipts	Disbursements	Adjustments	Cash Balance
Group ID	Group Name					
Activity ID	Activity Name					
WHS	Millard West High School					
A	ACTIVITY GENERAL					
1010	General Admin	3,820.36	0.00	623.10	0.00	3,197.26
1016	Rev Trak Fees	-10.02	791.45	0.72	0.00	780.71
1017	Returned Checks	-1,132.89	-145.00	0.00	0.00	-1,277.89
1025	Savings	-240,611.45	0.00	102.18	0.00	-240,713.63
1030	Staff Vending	-1,262.28	0.00	0.00	1,262.28	0.00
1035	Student Vending	0.00	0.00	0.00	0.00	0.00
1040	Donations	15,576.47	0.00	0.00	0.00	15,576.47
1050	Projects/Support	5,459.19	0.00	0.00	0.00	5,459.19
1070	Start Up Cash	517.00	0.00	0.00	0.00	517.00
1090	Other Revenue	-3,735.98	15.00	64.41	3,592.30	-193.09
1100	Damage & Loss Property	78.20	0.00	0.00	0.00	78.20
1105	Laptop Insurance	0.00	2,940.00	0.00	0.00	2,940.00
1106	Laptop Loss/Damage	352.00	20.00	362.00	0.00	10.00
1110	Extracurr Transportation	0.00	0.00	0.00	0.00	0.00
1120	Equipment Replacement/Repair	-544.00	0.00	0.00	544.00	0.00
1130	Building Maintenance	0.00	0.00	0.00	0.00	0.00
1140	Student Recognition Incentive	0.00	0.00	0.00	0.00	0.00
1150	Capital Outlay	0.00	0.00	0.00	0.00	0.00
1170	Wellness	0.00	0.00	0.00	0.00	0.00
	A Totals:	-221,493.40	3,621.45	1,152.41	5,398.58	-213,625.78

Current Cash Balance

Sorted by Site ID, Group ID, Activity ID.
From 07/01/2019 to 07/31/2019.

Site ID Group ID	Site Name Group Name	Activity ID	Activity Name	Beginning Cash	Receipts	Disbursements	Adjustments	Cash Balance
B	Athletics-Girls							
		2051	Awards - Girls Basketball	-10.50	0.00	0.00	10.50	0.00
		2052	Camps - Girls Basketball	6,704.09	822.65	2,084.33	1,949.96	7,392.37
		2053	Entry Fees - Girls Basketball	0.00	0.00	0.00	0.00	0.00
		2054	Equipment - Girls Basketball	-806.44	0.00	0.00	806.44	0.00
		2055	Lodging - Girls Basketball	0.00	0.00	0.00	0.00	0.00
		2056	Meals - Girls Basketball	0.00	0.00	0.00	0.00	0.00
		2057	Officials - Girls Basketball	0.00	0.00	0.00	0.00	0.00
		2058	Prof. Development - Girls Basketball	0.00	0.00	0.00	0.00	0.00
		2059	Scouting - Girls Basketball	0.00	0.00	0.00	0.00	0.00
		2060	Security - Girls Basketball	0.00	0.00	0.00	0.00	0.00
		2061	Transportation - Girls Basketball	0.00	0.00	0.00	0.00	0.00
		2062	Uniforms/Apparel - Girls Basketball	0.00	0.00	0.00	0.00	0.00
		2063	Misc. Expenditures - Girls Basketball	-150.00	0.00	0.00	150.00	0.00
		2101	Awards - Girls Cross Country	-283.20	0.00	0.00	283.20	0.00
		2102	Camps - Girls Cross Country	1,782.72	630.00	28.79	0.00	2,383.93
		2103	Entry Fees - Girls Cross Country	0.00	0.00	0.00	0.00	0.00
		2104	Equipment - Girls Cross Country	0.00	0.00	0.00	0.00	0.00
		2105	Lodging - Girls Cross Country	0.00	0.00	0.00	0.00	0.00
		2106	Meals - Girls Cross Country	0.00	0.00	0.00	0.00	0.00
		2107	Officials - Girls Cross Country	0.00	0.00	0.00	0.00	0.00
		2108	Prof. Development - Girls Cross Country	0.00	0.00	0.00	0.00	0.00
		2109	Scouting - Girls Cross Country	0.00	0.00	0.00	0.00	0.00
		2110	Security - Girls Cross Country	0.00	0.00	0.00	0.00	0.00
		2111	Transportation - Girls Cross Country	0.00	0.00	0.00	0.00	0.00
		2112	Uniforms/Apparel - Girls Cross Country	0.00	0.00	0.00	0.00	0.00
		2113	Misc. Expenditures - Girls Cross Country	0.00	0.00	0.00	0.00	0.00
		2151	Awards - Girls Golf	-28.16	0.00	0.00	28.16	0.00
		2152	Camps - Girls Golf	270.00	0.00	0.00	0.00	270.00
		2153	Entry Fees - Girls Golf	-380.00	0.00	0.00	380.00	0.00
		2154	Equipment - Girls Golf	-2,216.90	0.00	0.00	2,216.90	0.00
		2155	Lodging - Girls Golf	0.00	0.00	0.00	0.00	0.00
		2156	Meals - Girls Golf	0.00	0.00	0.00	0.00	0.00
		2157	Officials - Girls Golf	0.00	0.00	0.00	0.00	0.00
		2158	Prof. Development - Girls Golf	0.00	0.00	0.00	0.00	0.00
		2159	Scouting - Girls Golf	0.00	0.00	0.00	0.00	0.00
		2160	Security - Girls Golf	0.00	0.00	0.00	0.00	0.00
		2161	Transportation - Girls Golf	0.00	0.00	0.00	0.00	0.00
		2162	Uniforms/Apparel - Girls Golf	0.00	0.00	0.00	0.00	0.00
		2163	Misc. Expenditures - Girls Golf	-3,868.67	0.00	0.00	3,868.67	0.00
		2201	Awards - Girls Soccer	-15.00	0.00	0.00	15.00	0.00
		2202	Camps - Girls Soccer	5,184.86	0.00	510.00	1,708.78	6,383.64
		2203	Entry Fees - Girls Soccer	0.00	0.00	0.00	0.00	0.00
		2204	Equipment - Girls Soccer	0.00	0.00	0.00	0.00	0.00
		2205	Lodging - Girls Soccer	0.00	0.00	0.00	0.00	0.00

Current Cash Balance

Sorted by Site ID, Group ID, Activity ID.
From 07/01/2019 to 07/31/2019.

Site ID Group ID	Site Name Group Name	Activity ID	Activity Name	Beginning Cash	Receipts	Disbursements	Adjustments	Cash Balance
2206			Meals - Girls Soccer	0.00	0.00	0.00	0.00	0.00
2207			Officials - Girls Soccer	-1,921.00	0.00	0.00	1,921.00	0.00
2208			Prof. Development - Girls Soccer	0.00	0.00	0.00	0.00	0.00
2209			Scouting - Girls Soccer	0.00	0.00	0.00	0.00	0.00
2210			Security - Girls Soccer	0.00	0.00	0.00	0.00	0.00
2211			Transportation - Girls Soccer	-774.38	0.00	0.00	774.38	0.00
2212			Uniforms/Apparel - Girls Soccer	0.00	0.00	0.00	0.00	0.00
2213			Misc. Expenditures - Girls Soccer	-1,843.15	1,755.00	0.00	88.15	0.00
2251			Awards - Girls Swimming	-13.50	0.00	0.00	13.50	0.00
2252			Camps - Girls Swimming	6,485.75	0.00	429.50	0.00	6,056.25
2253			Entry Fees - Girls Swimming	0.00	0.00	0.00	0.00	0.00
2254			Equipment - Girls Swimming	0.00	0.00	0.00	0.00	0.00
2255			Lodging - Girls Swimming	-953.31	0.00	0.00	953.31	0.00
2256			Meals - Girls Swimming	0.00	0.00	0.00	0.00	0.00
2257			Officials - Girls Swimming	0.00	0.00	0.00	0.00	0.00
2258			Prof. Development - Girls Swimming	0.00	0.00	0.00	0.00	0.00
2259			Scouting - Girls Swimming	0.00	0.00	0.00	0.00	0.00
2260			Security - Girls Swimming	0.00	0.00	0.00	0.00	0.00
2261			Transportation - Girls Swimming	-935.63	0.00	0.00	935.63	0.00
2262			Uniforms/Apparel - Girls Swimming	0.00	0.00	0.00	0.00	0.00
2263			Misc. Expenditures - Girls Swimming	-75.00	0.00	0.00	75.00	0.00
2301			Awards - Girls Tennis	-101.45	0.00	0.00	101.45	0.00
2302			Camps - Girls Tennis	13,143.49	3,112.67	3,197.24	-1,198.78	11,860.14
2303			Entry Fees - Girls Tennis	760.50	0.00	0.00	-760.50	0.00
2304			Equipment - Girls Tennis	-286.00	0.00	0.00	286.00	0.00
2305			Lodging - Girls Tennis	0.00	0.00	0.00	0.00	0.00
2306			Meals - Girls Tennis	0.00	0.00	0.00	0.00	0.00
2307			Officials - Girls Tennis	0.00	0.00	0.00	0.00	0.00
2308			Prof. Development - Girls Tennis	0.00	0.00	0.00	0.00	0.00
2309			Scouting - Girls Tennis	0.00	0.00	0.00	0.00	0.00
2310			Security - Girls Tennis	0.00	0.00	0.00	0.00	0.00
2311			Transportation - Girls Tennis	-985.63	0.00	0.00	985.63	0.00
2312			Uniforms/Apparel - Girls Tennis	0.00	0.00	0.00	0.00	0.00
2313			Misc. Expenditures - Girls Tennis	-90.00	0.00	0.00	90.00	0.00
2351			Awards - Girls Track	-618.72	0.00	0.00	618.72	0.00
2352			Camps - Girls Track	1,106.29	0.00	0.00	0.00	1,106.29
2353			Entry Fees - Girls Track	207.50	0.00	0.00	-207.50	0.00
2354			Equipment - Girls Track	-2,384.46	0.00	0.00	2,384.46	0.00
2355			Lodging - Girls Track	0.00	0.00	0.00	0.00	0.00
2356			Meals - Girls Track	-456.00	0.00	0.00	456.00	0.00
2357			Officials - Girls Track	0.00	0.00	0.00	0.00	0.00
2358			Prof. Development - Girls Track	0.00	0.00	0.00	0.00	0.00
2359			Scouting - Girls Track	0.00	0.00	0.00	0.00	0.00
2360			Security - Girls Track	0.00	0.00	0.00	0.00	0.00
2361			Transportation - Girls Track	-4,561.33	0.00	0.00	4,561.33	0.00

Current Cash Balance

Sorted by Site ID, Group ID, Activity ID.

From 07/01/2019 to 07/31/2019.

Site ID Group ID	Site Name Group Name	Activity ID	Activity Name	Beginning Cash	Receipts	Disbursements	Adjustments	Cash Balance
2362			Uniforms/Apparel - Girls Track	-449.40	0.00	0.00	449.40	0.00
2363			Misc. Expenditures - Girls Track	-512.50	0.00	0.00	512.50	0.00
2401			Awards - Girls Volleyball	-43.40	0.00	44.72	43.40	-44.72
2402			Camps - Girls Volleyball	9,088.95	11,515.00	6,030.08	0.00	14,573.87
2403			Entry Fees - Girls Volleyball	835.00	0.00	0.00	-835.00	0.00
2404			Equipment - Girls Volleyball	0.00	0.00	0.00	0.00	0.00
2405			Lodging - Girls Volleyball	0.00	0.00	0.00	0.00	0.00
2406			Meals - Girls Volleyball	0.00	0.00	0.00	0.00	0.00
2407			Officials - Girls Volleyball	0.00	0.00	0.00	0.00	0.00
2408			Prof. Development - Girls Volleyball	0.00	0.00	0.00	0.00	0.00
2409			Scouting - Girls Volleyball	0.00	0.00	0.00	0.00	0.00
2410			Security - Girls Volleyball	0.00	0.00	0.00	0.00	0.00
2411			Transportation - Girls Volleyball	0.00	0.00	0.00	0.00	0.00
2412			Uniforms/Apparel - Girls Volleyball	0.00	0.00	0.00	0.00	0.00
2413			Misc. Expenditures - Girls Volleyball	-242.50	0.00	0.00	242.50	0.00
2451			Awards - Girls Softball	-42.00	0.00	0.00	42.00	0.00
2452			Camps - Girls Softball	3,802.41	0.00	930.00	0.00	2,872.41
2453			Entry Fees - Girls Softball	0.00	0.00	0.00	0.00	0.00
2454			Equipment - Girls Softball	-394.55	0.00	0.00	394.55	0.00
2455			Lodging - Girls Softball	0.00	0.00	0.00	0.00	0.00
2456			Meals - Girls Softball	0.00	0.00	0.00	0.00	0.00
2457			Officials - Girls Softball	0.00	0.00	0.00	0.00	0.00
2458			Prof. Development - Girls Softball	0.00	0.00	0.00	0.00	0.00
2459			Scouting - Girls Softball	0.00	0.00	0.00	0.00	0.00
2460			Security - Girls Softball	0.00	0.00	0.00	0.00	0.00
2461			Transportation - Girls Softball	0.00	0.00	0.00	0.00	0.00
2462			Uniforms/Apparel - Girls Softball	0.00	0.00	0.00	0.00	0.00
2463			Misc. Expenditures - Girls Softball	-3,625.00	0.00	0.00	3,625.00	0.00
2601			Awards-Girls Unified Sports	0.00	0.00	0.00	0.00	0.00
2602			Camps-Girls Unified Sports	839.78	0.00	0.00	0.00	839.78
2603			Entry Fees-Girls Unified Sports	0.00	0.00	0.00	0.00	0.00
2604			Equipment-Girls Unified Sports	0.00	0.00	0.00	0.00	0.00
2605			Lodging-Girls Unified Sports	0.00	0.00	0.00	0.00	0.00
2606			Meals-Girls Unified Sports	0.00	0.00	0.00	0.00	0.00
2607			Officials-Girls Unified Sports	0.00	0.00	0.00	0.00	0.00
2608			Prof. Development-Girls Unified Sports	0.00	0.00	0.00	0.00	0.00
2609			Scouting-Girls Unified Sports	0.00	0.00	0.00	0.00	0.00
2610			Security-Girls Unified Sports	0.00	0.00	0.00	0.00	0.00
2611			Transportation-Girls Unified Sports	-284.45	0.00	0.00	284.45	0.00
2612			Uniforms/Apparel-Girls Unified Sports	0.00	0.00	0.00	0.00	0.00
2613			Misc. Expenditures-Girls Unified Sports	0.00	0.00	0.00	0.00	0.00
B Totals:				20,859.11	17,835.32	13,254.66	28,254.19	53,693.96

Current Cash Balance

Sorted by Site ID, Group ID, Activity ID.

From 07/01/2019 to 07/31/2019.

Site ID Group ID	Site Name Group Name	Activity ID	Activity Name	Beginning Cash	Receipts	Disbursements	Adjustments	Cash Balance
C	Athletics-Boys							
		3051	Awards - Boys Basketball	-10.50	0.00	0.00	10.50	0.00
		3052	Camps - Boys Basketball	4,573.14	755.76	2,438.72	0.00	2,890.18
		3053	Entry Fees - Boys Basketball	-100.00	0.00	0.00	100.00	0.00
		3054	Equipment - Boys Basketball	-1,691.09	0.00	0.00	1,691.09	0.00
		3055	Lodging - Boys Basketball	0.00	0.00	0.00	0.00	0.00
		3056	Meals - Boys Basketball	0.00	0.00	0.00	0.00	0.00
		3057	Officials - Boys Basketball	0.00	0.00	0.00	0.00	0.00
		3058	Prof. Development - Boys Basketball	0.00	0.00	0.00	0.00	0.00
		3059	Scouting - Boys Basketball	0.00	0.00	0.00	0.00	0.00
		3060	Security - Boys Basketball	0.00	0.00	0.00	0.00	0.00
		3061	Transportation - Boys Basketball	0.00	0.00	0.00	0.00	0.00
		3062	Uniforms/Apparel - Boys Basketball	0.00	0.00	4,500.00	0.00	-4,500.00
		3063	Misc. Expenditures - Boys Basketball	0.00	0.00	0.00	0.00	0.00
		3101	Awards - Boys Cross Country	-283.21	0.00	0.00	283.21	0.00
		3102	Camps - Boys Cross Country	1,782.73	630.00	28.79	0.00	2,383.94
		3103	Entry Fees - Boys Cross Country	0.00	0.00	0.00	0.00	0.00
		3104	Equipment - Boys Cross Country	0.00	0.00	0.00	0.00	0.00
		3105	Lodging - Boys Cross Country	0.00	0.00	0.00	0.00	0.00
		3106	Meals - Boys Cross Country	0.00	0.00	0.00	0.00	0.00
		3107	Officials - Boys Cross Country	0.00	0.00	0.00	0.00	0.00
		3108	Prof. Development - Boys Cross Country	0.00	0.00	0.00	0.00	0.00
		3109	Scouting - Boys Cross Country	0.00	0.00	0.00	0.00	0.00
		3110	Security - Boys Cross Country	0.00	0.00	0.00	0.00	0.00
		3111	Transportation - Boys Cross Country	0.00	0.00	0.00	0.00	0.00
		3112	Uniforms/Apparel - Boys Cross Country	0.00	0.00	0.00	0.00	0.00
		3113	Misc. Expenditures - Boys Cross Country	-565.00	0.00	0.00	565.00	0.00
		3151	Awards - Boys Golf	-28.16	0.00	0.00	28.16	0.00
		3152	Camps - Boys Golf	2,047.95	0.00	0.00	0.00	2,047.95
		3153	Entry Fees - Boys Golf	-5,141.46	0.00	0.00	5,141.46	0.00
		3154	Equipment - Boys Golf	-1,671.81	0.00	0.00	1,671.81	0.00
		3155	Lodging - Boys Golf	-576.00	0.00	0.00	576.00	0.00
		3156	Meals - Boys Golf	-168.00	0.00	0.00	168.00	0.00
		3157	Officials - Boys Golf	0.00	0.00	0.00	0.00	0.00
		3158	Prof. Development - Boys Golf	0.00	0.00	0.00	0.00	0.00
		3159	Scouting - Boys Golf	0.00	0.00	0.00	0.00	0.00
		3160	Security - Boys Golf	0.00	0.00	0.00	0.00	0.00
		3161	Transportation - Boys Golf	-214.49	0.00	0.00	214.49	0.00
		3162	Uniforms/Apparel - Boys Golf	0.00	0.00	0.00	0.00	0.00
		3163	Misc. Expenditures - Boys Golf	0.00	0.00	0.00	0.00	0.00
		3201	Awards - Boys Soccer	0.00	0.00	0.00	0.00	0.00
		3202	Camps - Boys Soccer	105.26	0.00	660.00	660.00	105.26
		3203	Entry Fees - Boys Soccer	-475.00	0.00	0.00	475.00	0.00
		3204	Equipment - Boys Soccer	-434.25	0.00	0.00	434.25	0.00
		3205	Lodging - Boys Soccer	0.00	0.00	0.00	0.00	0.00

Current Cash Balance

Sorted by Site ID, Group ID, Activity ID.
From 07/01/2019 to 07/31/2019.

Site ID Group ID	Site Name Group Name	Activity ID	Activity Name	Beginning Cash	Receipts	Disbursements	Adjustments	Cash Balance
3206			Meals - Boys Soccer	0.00	0.00	0.00	0.00	0.00
3207			Officials - Boys Soccer	-1,228.76	0.00	0.00	1,228.76	0.00
3208			Prof. Development - Boys Soccer	0.00	0.00	0.00	0.00	0.00
3209			Scouting - Boys Soccer	0.00	0.00	0.00	0.00	0.00
3210			Security - Boys Soccer	0.00	0.00	0.00	0.00	0.00
3211			Transportation - Boys Soccer	-4,054.24	0.00	0.00	4,054.24	0.00
3212			Uniforms/Apparel - Boys Soccer	-190.00	0.00	0.00	190.00	0.00
3213			Misc. Expenditures - Boys Soccer	-3,537.50	3,487.50	0.00	50.00	0.00
3251			Awards - Boys Swimming	-13.50	0.00	0.00	13.50	0.00
3252			Camps - Boys Swimming	6,485.76	0.00	429.50	0.00	6,056.26
3253			Entry Fees - Boys Swimming	-315.00	0.00	0.00	315.00	0.00
3254			Equipment - Boys Swimming	0.00	0.00	0.00	0.00	0.00
3255			Lodging - Boys Swimming	0.00	0.00	0.00	0.00	0.00
3256			Meals - Boys Swimming	0.00	0.00	0.00	0.00	0.00
3257			Officials - Boys Swimming	0.00	0.00	0.00	0.00	0.00
3258			Prof. Development - Boys Swimming	0.00	0.00	0.00	0.00	0.00
3259			Scouting - Boys Swimming	0.00	0.00	0.00	0.00	0.00
3260			Security - Boys Swimming	0.00	0.00	0.00	0.00	0.00
3261			Transportation - Boys Swimming	0.00	0.00	0.00	0.00	0.00
3262			Uniforms/Apparels - Boys Swimming	0.00	0.00	0.00	0.00	0.00
3263			Misc. Expenditures - Boys Swimming	-75.00	0.00	0.00	75.00	0.00
3301			Awards - Boys Tennis	-206.65	0.00	99.86	206.65	-99.86
3302			Camps - Boys Tennis	4,339.08	0.00	0.00	0.00	4,339.08
3303			Entry Fees - Boys Tennis	960.00	0.00	0.00	-960.00	0.00
3304			Equipment - Boys Tennis	-386.00	0.00	0.00	386.00	0.00
3305			Lodging - Boys Tennis	0.00	0.00	0.00	0.00	0.00
3306			Meals - Boys Tennis	0.00	0.00	0.00	0.00	0.00
3307			Officials - Boys Tennis	0.00	0.00	0.00	0.00	0.00
3308			Prof. Development - Boys Tennis	0.00	0.00	0.00	0.00	0.00
3309			Scouting - Boys Tennis	0.00	0.00	0.00	0.00	0.00
3310			Security - Boys Tennis	0.00	0.00	0.00	0.00	0.00
3311			Transportation - Boys Tennis	-506.55	0.00	0.00	506.55	0.00
3312			Uniforms/Apparel - Boys Tennis	0.00	0.00	0.00	0.00	0.00
3313			Misc. Expenditures - Boys Tennis	-243.58	0.00	0.00	243.58	0.00
3351			Awards - Boys Track	-618.73	0.00	0.00	618.73	0.00
3352			Camps - Boys Track	62.55	0.00	0.00	0.00	62.55
3353			Entry Fees - Boys Track	157.50	0.00	0.00	-157.50	0.00
3354			Equipment - Boys Track	-40.96	0.00	0.00	40.96	0.00
3355			Lodging - Boys Track	0.00	0.00	0.00	0.00	0.00
3356			Meals - Boys Track	-144.00	0.00	0.00	144.00	0.00
3357			Officials - Boys Track	0.00	0.00	0.00	0.00	0.00
3358			Prof. Development - Boys Track	0.00	0.00	0.00	0.00	0.00
3359			Scouting - Boys Track	0.00	0.00	0.00	0.00	0.00
3360			Security - Boys Track	0.00	0.00	0.00	0.00	0.00
3361			Transportation - Boys Track	-4,561.35	0.00	0.00	4,561.35	0.00

Current Cash Balance

Sorted by Site ID, Group ID, Activity ID.

From 07/01/2019 to 07/31/2019.

Site ID Group ID	Site Name Group Name	Activity ID	Activity Name	Beginning Cash	Receipts	Disbursements	Adjustments	Cash Balance
3362			Uniforms/Apparel - Boys Track	0.00	0.00	0.00	0.00	0.00
3363			Misc. Expenditures - Boys Track	-512.50	0.00	0.00	512.50	0.00
3451			Awards - Boys Baseball	-166.56	0.00	0.00	166.56	0.00
3452			Camps - Boys Baseball	3,247.90	0.00	0.00	0.00	3,247.90
3453			Entry Fees - Boys Baseball	1,240.00	0.00	0.00	-1,240.00	0.00
3454			Equipment - Boys Baseball	-5,077.85	0.00	0.00	5,077.85	0.00
3455			Lodging - Boys Baseball	0.00	0.00	0.00	0.00	0.00
3456			Meals - Boys Baseball	0.00	0.00	0.00	0.00	0.00
3457			Officials - Boys Baseball	-5,048.59	0.00	0.00	5,048.59	0.00
3458			Prof. Development - Boys Baseball	0.00	0.00	0.00	0.00	0.00
3459			Scouting - Boys Baseball	0.00	0.00	0.00	0.00	0.00
3460			Security - Boys Baseball	0.00	0.00	0.00	0.00	0.00
3461			Transportation - Boys Baseball	-4,951.18	0.00	0.00	4,951.18	0.00
3462			Uniforms/Apparel - Boys Baseball	-1,323.22	0.00	0.00	1,323.22	0.00
3463			Misc. Expenditures - Boys Baseball	-635.00	0.00	0.00	635.00	0.00
3501			Awards - Boys Football	0.00	0.00	0.00	0.00	0.00
3502			Camps - Boys Football	10,062.04	9,965.00	793.75	0.00	19,233.29
3503			Entry Fees - Boys Football	0.00	0.00	0.00	0.00	0.00
3504			Equipment - Boys Football	-1,381.96	0.00	0.00	1,381.96	0.00
3505			Lodging - Boys Football	0.00	0.00	0.00	0.00	0.00
3506			Meals - Boys Football	0.00	0.00	0.00	0.00	0.00
3507			Officials - Boys Football	-5,070.00	0.00	0.00	5,070.00	0.00
3508			Prof. Development - Boys Football	0.00	0.00	0.00	0.00	0.00
3509			Scouting - Boys Football	0.00	0.00	0.00	0.00	0.00
3510			Security - Boys Football	-2,070.00	0.00	0.00	2,070.00	0.00
3511			Transportation - Boys Football	0.00	0.00	0.00	0.00	0.00
3512			Uniforms/Apparel - Boys Football	0.00	0.00	0.00	0.00	0.00
3513			Misc Expenditures-Boys Football	-1,112.45	0.00	0.00	1,112.45	0.00
3551			Awards - Boys Wrestling	-606.85	0.00	0.00	606.85	0.00
3552			Camps - Boys Wrestling	1,551.70	0.00	999.18	0.00	552.52
3553			Entry Fees - Boys Wrestling	250.00	0.00	0.00	-250.00	0.00
3554			Equipment - Boys Wrestling	0.00	0.00	0.00	0.00	0.00
3555			Lodging - Boys Wrestling	0.00	0.00	0.00	0.00	0.00
3556			Meals - Boys Wrestling	0.00	0.00	0.00	0.00	0.00
3557			Officials - Boys Wrestling	0.00	0.00	0.00	0.00	0.00
3558			Prof. Development - Boys Wrestling	0.00	0.00	0.00	0.00	0.00
3559			Scouting - Boys Wrestling	0.00	0.00	0.00	0.00	0.00
3560			Security - Boys Wrestling	0.00	0.00	0.00	0.00	0.00
3561			Transportation - Boys Wrestling	0.00	0.00	0.00	0.00	0.00
3562			Uniforms/Apparel - Boys Wrestling	0.00	0.00	0.00	0.00	0.00
3563			Misc. Expenditures - Boys Wrestling	-430.00	0.00	0.00	430.00	0.00
3601			Awards-Boys Unified Sports	0.00	0.00	0.00	0.00	0.00
3602			Camps-Boys Unified Sports	839.75	0.00	0.00	0.00	839.75
3603			Entry Fees-Boys Unified Sports	0.00	0.00	0.00	0.00	0.00
3604			Equipment-Boys Unified Sports	0.00	0.00	0.00	0.00	0.00

Current Cash Balance

Sorted by Site ID, Group ID, Activity ID.
From 07/01/2019 to 07/31/2019.

Site ID Group ID	Site Name Group Name		Beginning Cash	Receipts	Disbursements	Adjustments	Cash Balance
3605	Lodging-Boys Unified Sports		0.00	0.00	0.00	0.00	0.00
3606	Meals-Boys Unified Sports		0.00	0.00	0.00	0.00	0.00
3607	Officials-Boys Unified Sports		0.00	0.00	0.00	0.00	0.00
3608	Prof. Development-Boys Unified Sports		0.00	0.00	0.00	0.00	0.00
3609	Scouting-Boys Unified Sports		0.00	0.00	0.00	0.00	0.00
3610	Security-Boys Unified Sports		0.00	0.00	0.00	0.00	0.00
3611	Transportation-Boys Unified Sports		-284.47	0.00	0.00	284.47	0.00
3612	Uniforms/Apparel-Boys Unified Sports		0.00	0.00	0.00	0.00	0.00
3613	Misc. Expenditures-Boys Unified Sports		0.00	0.00	0.00	0.00	0.00
C Totals:			-18,446.06	14,838.26	9,949.80	50,716.42	37,158.82

Current Cash Balance

Sorted by Site ID, Group ID, Activity ID.
From 07/01/2019 to 07/31/2019.

Site ID Group ID	Site Name Group Name	Activity ID	Activity Name	Beginning Cash	Receipts	Disbursements	Adjustments	Cash Balance
D	CLUBS AND ORGANIZATIONS							
4010	40 Assets			0.00	0.00	0.00	0.00	0.00
4012	Wildcat Service Club			0.00	0.00	0.00	0.00	0.00
4030	Amnesty International			0.00	0.00	0.00	0.00	0.00
4040	Art			8,922.63	0.00	0.00	0.00	8,922.63
4060	Band			-5,354.23	79.11	45.96	7,500.00	2,178.92
4061	Band Uniforms			1,696.43	0.00	0.00	0.00	1,696.43
4062	Band Trip			0.00	0.00	0.00	0.00	0.00
4110	Cheerleading			1,057.00	0.00	0.00	0.00	1,057.00
4111	Cheerleading-Varsity			-2,344.60	1,292.40	3,117.92	388.90	-3,781.22
4112	Cheerleading-JV			389.43	5,785.72	7,089.26	0.00	-914.11
4113	Cheerleading-Freshman			5,701.08	0.00	6,843.46	0.00	-1,142.38
4115	Uniforms-Cheer/Dance			0.00	0.00	0.00	0.00	0.00
4140	Choir			-627.32	0.00	0.00	1,253.62	626.30
4141	Choir Trip			0.00	0.00	0.00	0.00	0.00
4160	Construction			7,257.41	0.00	0.00	0.00	7,257.41
4180	Culinary			1,224.17	0.00	0.00	0.00	1,224.17
4185	Cycling			1,804.62	0.00	264.49	0.00	1,540.13
4190	Dance			10,154.85	16,522.39	1,537.36	0.00	25,139.88
4200	Debate Team			-4,418.07	0.00	0.00	4,881.91	463.84
4210	DECA			0.00	0.00	0.00	0.00	0.00
4214	Unified Activities			2,724.02	23,522.33	0.00	0.00	26,246.35
4215	Diversity			790.00	0.00	0.00	0.00	790.00
4220	Drama Club			4,333.91	0.00	0.00	0.00	4,333.91
4224	Computer Club			1,197.44	0.00	0.00	0.00	1,197.44
4225	Engineering			926.81	0.00	0.00	0.00	926.81
4230	Environmental Club			1,422.74	0.00	0.00	0.00	1,422.74
4250	FCCLA			4,395.54	0.00	0.00	0.00	4,395.54
4251	FCCLA District 3			1,401.65	0.00	0.00	0.00	1,401.65
4260	FCS Club			0.00	0.00	0.00	0.00	0.00
4290	Forensics			-4,047.17	285.89	0.00	3,224.44	-536.84
4310	French Club			2,761.95	0.00	0.00	0.00	2,761.95
4320	Educators Rising			2,548.35	0.00	0.00	0.00	2,548.35
4325	Gaming Club			205.85	9.86	0.00	0.00	215.71
4340	German Club			203.31	0.00	0.00	0.00	203.31
4365	HOSA			6,809.13	0.00	0.00	0.00	6,809.13
4370	Industrial Arts			-25.47	0.00	0.00	0.00	-25.47
4380	International Club			0.00	0.00	0.00	0.00	0.00
4390	Intramurals			0.00	0.00	0.00	0.00	0.00
4395	Invisible Children-WHS			0.00	0.00	0.00	0.00	0.00
4400	Japanese Club			0.00	0.00	0.00	0.00	0.00
4410	Junior Class			17,720.67	0.00	0.00	0.00	17,720.67
4415	Justice League			-27.08	0.00	0.00	0.00	-27.08
4420	Key Club			2,108.81	0.00	0.00	0.00	2,108.81
4421	Knitting and Crocheting Club			62.45	0.00	0.00	0.00	62.45

Current Cash Balance

Sorted by Site ID, Group ID, Activity ID.
From 07/01/2019 to 07/31/2019.

Site ID Group ID	Site Name Group Name	Activity ID	Activity Name	Beginning Cash	Receipts	Disbursements	Adjustments	Cash Balance
4425	LaCrosse Boys			0.00	0.00	0.00	0.00	0.00
4426	LaCrosse Girls			120.00	0.00	0.00	0.00	120.00
4440	Leadership Club			0.00	0.00	0.00	0.00	0.00
4460	Literary Magazine			150.00	0.00	0.00	0.00	150.00
4470	Manufacturing			179.13	0.00	0.00	0.00	179.13
4480	Mascot Team			333.25	0.00	0.00	0.00	333.25
4485	Math Club			64.92	0.00	0.00	0.00	64.92
4490	M-Club			0.00	0.00	0.00	0.00	0.00
4491	Millard United Rugby			0.00	0.00	0.00	0.00	0.00
4500	Music			2,538.40	0.00	0.00	0.00	2,538.40
4501	Music-Auditorium			-1,945.33	0.00	0.00	1,945.33	0.00
4502	Music-Donations			0.00	0.00	0.00	0.00	0.00
4503	Music-Musicals			9,122.05	0.00	0.00	0.00	9,122.05
4510	National Honor Society			2,327.95	0.00	0.00	0.00	2,327.95
4520	Newspaper			4,102.27	0.00	0.00	0.00	4,102.27
4530	Orchestra			142.38	5.93	0.00	0.00	148.31
4531	Orchestra Trip			2,038.16	0.00	0.00	0.00	2,038.16
4540	Other Clubs			0.00	0.00	0.00	0.00	0.00
4570	Play Production			7,344.58	0.00	0.00	0.00	7,344.58
4605	Power Robotics			1,042.10	0.00	0.00	0.00	1,042.10
4610	SAFE/DARE/Drug Free			-35.00	0.00	0.00	0.00	-35.00
4630	Science Club			55.70	0.00	0.00	0.00	55.70
4640	Senior Class			3,111.67	0.00	0.00	0.00	3,111.67
4645	Show Choir			74,070.26	7,356.00	0.00	6,210.00	87,636.26
4646	Show Choir Competition			0.00	0.00	0.00	0.00	0.00
4648	Show Choir Reserve			-48,011.44	0.00	0.00	48,011.44	0.00
4650	Skills USA			1,778.00	0.00	0.00	0.00	1,778.00
4660	Spanish Club			0.00	0.00	0.00	0.00	0.00
4662	Sociedad Honoraria Hispanica			2,798.73	0.00	0.00	0.00	2,798.73
4690	Spirit Shop			5,115.68	12.32	0.00	0.00	5,128.00
4700	STUCO Workshops			287.93	0.00	0.00	0.00	287.93
4710	Student Council			45,427.21	0.00	0.00	0.00	45,427.21
4725	Theater Workshop			300.00	0.00	0.00	0.00	300.00
4760	World Language			0.00	0.00	0.00	0.00	0.00
4770	Yearbook			74,966.55	9,520.00	0.00	-48,011.44	36,475.11
4780	Youth to Youth			0.00	0.00	0.00	0.00	0.00
D Totals:				258,401.46	64,391.95	18,898.45	25,404.20	329,299.16

Current Cash Balance

Sorted by Site ID, Group ID, Activity ID.
From 07/01/2019 to 07/31/2019.

Site ID Group ID	Site Name Group Name	Activity ID	Activity Name	Beginning Cash	Receipts	Disbursements	Adjustments	Cash Balance
E	ADMINISTRATIVE CUSTODIAL							
		5010	After Prom	118.00	0.00	0.00	0.00	118.00
		5020	Fines	-919.71	0.00	0.00	0.00	-919.71
		5025	Fines - Library Book	7,486.22	17.99	0.00	0.00	7,504.21
		5027	Fines-Textbooks	60.00	0.00	0.00	0.00	60.00
		5030	Counseling Center	5,054.96	0.00	0.00	40.00	5,094.96
		5040	Fundraising-General	0.00	0.00	0.00	0.00	0.00
		5055	Hall of Fame	0.00	0.00	0.00	0.00	0.00
		5060	Hospitality	0.00	0.00	0.00	0.00	0.00
		5070	Library	298.53	0.00	0.00	0.00	298.53
		5110	Other Student Activities	35.00	0.00	0.00	0.00	35.00
		5115	Field Trips-Curriculum Related	-3,003.60	0.00	0.00	3,003.60	0.00
		5120	P.E.	-2,240.47	0.00	0.00	2,240.47	0.00
		5130	Parking	20,033.95	3,040.00	485.00	0.00	22,588.95
		5140	PayBac	-92.02	0.00	0.00	92.02	0.00
		5150	Pool Maintenance	0.00	0.00	0.00	0.00	0.00
		5160	PSAT Exam	0.00	0.00	0.00	0.00	0.00
		5180	Teacher Fund/Grants	0.00	2,500.00	0.00	0.00	2,500.00
		5185	Technology	2,399.27	0.00	0.00	0.00	2,399.27
		5190	Transcripts	40.00	250.00	0.00	-40.00	250.00
		5205	Vocational	80.00	0.00	0.00	0.00	80.00
	E	Totals:		29,350.13	5,807.99	485.00	5,336.09	40,009.21
Q	STUDENT FEE FUND							
		7090	ACP (SpEd) Trips	0.00	0.00	0.00	0.00	0.00
		7160	Participation Fees - Athletics	29,060.00	2,075.00	0.00	-29,060.00	2,075.00
		7170	Participation Fees - Clubs & Orgs	0.00	6,698.90	0.00	-6,698.90	0.00
		7190	Field Trips	-395.82	334.99	0.00	60.83	0.00
		7900	Field Trips-Other	0.00	0.00	0.00	0.00	0.00
	Q	Totals:		28,664.18	9,108.89	0.00	-35,698.07	2,075.00
R	AP/IB EXAMS							
		8010	AP Exams	20,394.81	0.00	0.93	0.00	20,393.88
	R	Totals:		20,394.81	0.00	0.93	0.00	20,393.88

Current Cash Balance

Sorted by Site ID, Group ID, Activity ID.

From 07/01/2019 to 07/31/2019.

Site ID	Site Name						
Group ID	Group Name						
Activity ID	Activity Name	Beginning Cash	Receipts	Disbursements	Adjustments	Cash Balance	
S	ATHLETIC						
9010	Gate Receipts	43,946.26	0.00	0.00	-43,946.26	0.00	
9020	Cash Reserve	17,793.25	0.00	0.00	82,805.83	100,599.08	
9030	Concessions	17,965.44	0.00	100.00	-12,965.44	4,900.00	
9040	Tickets	62,329.15	4,240.00	0.00	-62,489.15	4,080.00	
9050	Athletic-General	53,737.69	0.00	1,566.93	-48,979.73	3,191.03	
9060	Athletic Director	-448.64	0.00	195.48	1,448.64	804.52	
9070	Miscellaneous Receipts	0.00	0.00	0.00	0.00	0.00	
9080	Fundraising-Athletic	0.00	0.00	0.00	0.00	0.00	
9090	Strength & Conditioning	-60.00	0.00	0.00	60.00	0.00	
9100	Athletic Training	-3,717.32	0.00	3,469.58	3,717.32	-3,469.58	
9110	Activities	-3,972.92	0.00	0.00	3,997.42	24.50	
9120	Booster Contributions-Girls	0.00	2,459.96	0.00	-2,459.96	0.00	
9130	Booster Contributions-Boys	-59.42	660.00	0.00	-600.58	0.00	
9140	Metro Tournament	-0.50	0.00	0.00	0.50	0.00	
	S	Totals:	187,512.99	7,359.96	5,331.99	-79,411.41	110,129.55
	WHS	Totals:	305,243.22	122,963.82	49,073.24	0.00	379,133.80

Current Cash Balance

Sorted by Site ID, Group ID, Activity ID.

From 07/01/2019 to 07/31/2019.

Site ID	Site Name	Beginning Cash	Receipts	Disbursements	Adjustments	Cash Balance
Group ID	Group Name					
Activity ID	Activity Name					
Summer Millard Admin Summer School						
A	ACTIVITY GENERAL					
1010	General Admin	3,921.69	1.68	0.00	0.00	3,923.37
1011	Elementary School Summer School	14,526.00	310.00	14,836.00	0.00	0.00
1012	Middle School Summer School	12,476.50	195.00	12,671.50	0.00	0.00
1013	Senior High Summer School	18,015.00	0.00	18,015.00	0.00	0.00
A Totals:		48,939.19	506.68	45,522.50	0.00	3,923.37
Summer Totals:		48,939.19	506.68	45,522.50	0.00	3,923.37

Committee Meeting Minutes September 9, 2019

The members of the Board of Education met as a Committee of the Whole on Monday, September 9, 2019 at the Don Stroh Administration Center, 5606 South 147th Street.

Vice President, Linda Poole called the meeting to order at 6:00 p.m. Mrs. Poole announced that the open meeting laws are posted and available for public inspection and it is now the proper time for public questions and comments. There were none.

Board members present were: Stacy Jolley, Mike Kennedy, Linda Poole, Mike Pate, Amanda McGill Johnson and Dave Anderson.

2020 Summer Projects

Chief Financial Officer Chad Meisgeier, thanked the board for allowing them to present so early so they can get items out to bid sooner. He also thanked Support Services Project Manager, John Brennan, for all his work. Mr. Meisgeier shared the last of the 2013 bond funding that will be used for the 2020 summer projects. We have approximately \$7.5 million remaining in the 2013 bond fund.

Project Manager, John Brennan, shared the District Facilities current summary of statistics. He said our total number of facilities is 38 and the average age of the facilities is 38 years. The total value of the facilities is at \$697,952,071.

Mr. Brennan reported on several of the 2020 summer projects.

Exterior renovations would include roofing projects at Montclair Elementary, Central Middle and Millard West. Also included would be skylights at Andersen Middle, weatherproofing at Millard South and exterior doors repairs district wide.

Interior renovations include a flooring project at Millard West.

P.E. and athletics have a list of projects that will be bid on. Mr. Brennan shared those projects including the Beadle and Russell Middle School gym floor refinish and the replacement of North High men's lockers. Also on this list is the replacing of several elementary basketball goals.

In the area of electrical and mechanical, lighting would be improved at North Middle and Montclair Elementary. The chiller at Black Elk as well as the Hitchcock roof top units would also be replaced.

Paving and concrete projects include dock and paving to Disney, Neihardt, Beadle Middle and North High.

Mr. Brennan shared that last year they went out early and the bids came in low on most projects. They plan to do the same again this year in hopes there will be money left after bids and awards. If this happens they will move on the the list of reserve projects. These items were also shared.

The all-in budget target for 2020 is \$8,500,000. Mr. Brennan also provided the historical funding for summer projects.

Nebraska Reading Improvement Act

Associate Superintendent of Educational Services Dr. Heather Phipps shared an update on the Nebraska Reading Improvement Act and how the district has responded to the changes. Dr. Phipps reminded the board two years ago LB651 was introduced and it focused on third graders reading at grade level. The original bill included a retention component which held back a student who did not meet the standard. Millard was in favor of all third graders reading at grade level but was opposed to the retention clause.

Dr. Phipps shared that research has shown third grade is an important milestone in terms of reading. Kindergarten to second grade the focus is teaching students to read. In third grade there is a switch from learning to read to reading to learn.

Last year an amendment was added to LB1081 which was the education clean up bill. The amendment included many components of LB651 but did not include the retention component. This bill passed and the Nebraska Reading Improvement Act was the result of that legislation. The bill became law last spring and went into effect September 1, 2020.

Dr. Phipps shared that this law aligns with Millard's existing goal of having third graders read at grade level. The law required school boards to have policies to facilitate reading instruction and intervention services. Millard has had policy 6660 in place for a long time.

Director of Elementary and Early Childhood Education Andy DeFreece shared that Nebraska Department of Education decides which assessments can be used to determine a student's proficiency in reading. NDE determined the MAP assessment could be used. Mr. DeFreece shared MAP has been used for some time and we find great value in the results it provides. Mr. DeFreece also shared other diagnostic testing such as text leveling, is being used to collect additional data points.

Mr. DeFreece shared the law is a partnership with parents so they are informed of their student's reading progress. Once a student is identified as not meeting standards an intervention plan is put into place. The district provides parents with resources to assist with reading skills at home. The more parents that are involved the more successful the student will be.

Superintendent Dr. Jim Sutfin, shared he believes this law makes us stronger as a district. Dr. Sutfin believes this will make us more accountable.

Mr. DeFreece shared the three tiers of the intervention plan. He also shared providing teachers with high level training is key. Some of this training includes dyslexia training and K-3 foundation skills training.

Another part of the law is that districts need to make available summer reading program for students who are deficiency. During the summer of 2019 all 25 Millard elementaries offered a summer library program to all students. The type of library program offered varied by school. The program was unbelievably successful. Some highlights are:

- 14,000+ books checked out from elementary libraries
- 1,500 free books handed out
- Partnership with the Millard branch of the Omaha Public Library

The meeting was adjourned at 7:05 p.m.


Chairman

AGENDA SUMMARY SHEET

Agenda Item: Second Reading and Approval of Policy 4165: Human Resources – Resignation/Separation

Meeting Date: September 16, 2019

Background/Description: Following District guidelines to review Policies every seven years. Minor change to cleanup language. This Policy has been reviewed by the District’s legal counsel.

Action Desired: Approval of Policy 4165: Human Resources – Resignation/Separation

Policy / Strategic Plan Reference: N/A

Responsible Person(s): Dr. Kevin Chick, Associate Superintendent of Human Resources
Jake Curtiss, Director of Employee Relations

Superintendent’s Signature:

A handwritten signature in cursive script, appearing to read "Jim Sutter", is written in black ink on a light-colored background.

Human Resources

Resignation/Separation

4165

The District shall establish procedures for the resignation, separation, termination, cancellation, and dismissal of employees. Termination and/or cancellation of employment will be in accordance with District procedures, state statutes and regulations, and federal statutes and regulations.

Legal Reference: Neb. Rev. Stat. §§ 79-821, 79-827, 79-829, and 79-831

Related Policies & Rules: 4165.1, 4165.2, 4165.3

Policy Adopted: October 7, 1974

Revised: March 20, 1989; August 3, 1992; August 16, 1993; November 15, 1999;

June 4, 2007; [September 16, 2019](#)

Reaffirm: October 7, 2013

Millard Public Schools
Omaha, Nebraska

AGENDA SUMMARY SHEET

Agenda Item: First Reading Policy 1120: Community: Board of Education Meetings

Meeting Date: September 16, 2019

**Background/
Description:** This policy is being reviewed based on the seven-year cycle.

Action Desired: First Reading Policy 1120: Community: Board of Education Meetings

**Policy /
Strategic Plan
Reference:** NA

Responsible Person(s): Dr. Kim Saum-Mills

Superintendent's Signature:



Community

Board of Education Meetings

1120

Meetings of the Board are conducted for the purpose of carrying on the business of the ~~schools~~ District and, therefore, are not public meetings, but meetings held in public.

Advanced publicized notice of the time; and place of each ~~and business matters to be acted upon at all school~~ Board meetings shall be published in the official newspaper as designated annually by the Board ~~of Education~~.

The Board will provide an avenue for citizens to express their interest in and concerns for the District and its schools. Citizens who wish to make requests, presentations or proposals to the Board are requested to direct these to the Superintendent ~~of Schools~~ who will ~~deal with~~ consider and act upon them according to rules adopted by the Board.

Board minutes shall be open to public inspection during normal business hours.

Legal Reference: ~~RRS~~ Neb. Rev. Stat. §§ 84-1408, 84-1411, 84-1412, 84-1413

Related Rules: 1102.1

Policy Adopted: February 17, 1975
 Revised: February 18, 2002; October 7, 2019
 Reaffirmed: May 21, 2012

Millard Public Schools
 Omaha, NE

Community

Board of Education Meetings

1120.1

Residents of the ~~school-d~~District who wish to have an item placed on the agenda must contact the Superintendent in writing by Monday of the week preceding the ~~b~~BBoard meeting. After the request is received, the Superintendent and President of the Board will decide whether the matter is appropriate to be placed on the agenda.

Related Policy: 1120

Rules Approved: June 6, 1977

Revised: February 18, 2002; [October 7, 2019](#)

Reaffirmed: May 21, 2012

Millard Public Schools
Omaha, NE

AGENDA SUMMARY SHEET

Agenda Item: First Reading Policy 1125:
Community: Communications with the Board of Education

Meeting Date: September 16, 2019

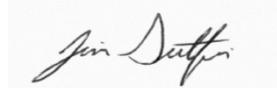
**Background/
Description:** This policy is being reviewed based on the seven-year cycle.

Action Desired: First Reading Policy 1125:
Community: Communications with the Board of Education

**Policy /
Strategic Plan
Reference:** NA

Responsible Person(s): Dr. Kim Saum-Mills

Superintendent's Signature:

A handwritten signature in cursive script, appearing to read "Jim Smith", is written in black ink on a light-colored rectangular background.

Community

Communications with the Board of Education

1125

Members of the Board, individually or collectively, recognize and welcome their responsibilities for listening to and seeking comments and suggestions from members of the community.

Board members individually will refer complaints, suggestions, and constructive criticism about policy and operational matters directly to the Superintendent for appropriate consideration and action. When a complaint concerning school personnel is made to a Board member individually, the Board member will explain the normal channel for complaints as written in [District](#) Rule 1310.1 or refer the complaint to the Superintendent.

No Board member may speak for, or in the name of, the total Board unless so directed.

Related Policies ~~&~~ [and](#) Rules: 1310, 1310.1, 1310.2

[Neb.](#) Rev. Stat. § 79-526

Policy Adopted: February 17, 1975
Revised: December 16, 2002; March 17, 2003
Reaffirmed: May 21, 2012; [October 7, 2019](#)

Millard Public Schools
Omaha, NE

AGENDA SUMMARY SHEET

Agenda Item: First Reading Policy 1215:
Community: Citizens' Advisory Committees: For the Staff

Meeting Date: September 16, 2019

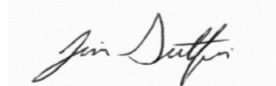
**Background/
Description:** This policy is being reviewed based on the seven-year cycle.

Action Desired: First Reading Policy 1215:
Community: Citizens' Advisory Committees: For the Staff

**Policy /
Strategic Plan
Reference:** NA

Responsible Person(s): Dr. Kim Saum-Mills

Superintendent's Signature:

A handwritten signature in black ink, appearing to read "Jim Daulton", is written over a light gray rectangular background.

Community**Citizens' Advisory Committees: For the Staff****1215**

School and District-level advisory committees shall be formed as needed to offer suggestions and advice to the staff in order to assist them in the decision-making process. The final responsibility for all decisions, however, rests with the Board ~~of Education~~ and Superintendent.

Legal Reference: Neb. Rev. Stat. [§ 79-526](#)

Related Policies and Rules: 1215.1, 10000, 10000.1

Policy Adopted: February 17, 1975

Revised: January 27, 2003; [October 7, 2019](#)

Reaffirmed: May 21, 2012

Millard Public Schools
Omaha, NE

Community**Citizens' Advisory Committees: For the Staff****1215.1**

Staff members wishing to establish an advisory committee for a school shall prepare a proposal for such a committee for consideration by the Principal. Staff members wishing to establish an advisory committee for the District shall prepare a proposal for such a committee for consideration by the Superintendent or designee.

Each advisory committee shall be instructed as to:

1. The length of time each member is being asked to serve;
2. The service the staff wishes it to render;
3. The resources that the committee will have available to complete their task;
4. The approximate date for the finalization of the committee's work unless the committee is a standing committee; and
5. Board policies which might influence the assignment, function and product of the committee.

Related Policies and Rules: 1215, 10000, 10000.1

Rule Approved: February 17, 1975
Revised: January 27, 2003; [October 7, 2019](#)
Reaffirmed: May 21, 2012

Millard Public Schools
Omaha, NE

AGENDA SUMMARY SHEET

Agenda Item: Reaffirm Policy 3715 - Support Services – Food Services – Program Finances

Meeting Date: September 16, 2019

**Background/
Description:** Following District guidelines to review Policies every seven years, no changes are proposed to this Policy.

Action Desired: Reaffirm Policy 3715 - Support Services – Food Services – Program Finances

**Policy /
Strategic Plan
Reference:** N/A

Responsible Person(s): Chad Meisgeier, Chief Financial Officer

Superintendent's Signature:

A handwritten signature in cursive script, appearing to read "Jim Daulton", is displayed within a light gray rectangular box.

Category: Support Services

3715

Policy: Food Services – Program Finances

The prices established for the sale food and beverages in the food service program shall be such that the revenues received shall at least offset the direct expenditures of the program.

Date of Adoption: August 15, 2005

Reaffirmed: October 15, 2012, [September 16, 2019](#)

Millard Public Schools
Omaha, NE

AGENDA SUMMARY SHEET

Agenda Item: Reaffirm Policy 3717 - Support Services – Food Services – Program Reports

Meeting Date: September 16, 2019

**Background/
Description:** Following District guidelines to review Policies every seven years, no changes are proposed to this Policy.

Action Desired: Reaffirm Policy 3717 - Support Services – Food Services – Program Reports

**Policy /
Strategic Plan
Reference:** N/A

Responsible Person(s): Chad Meisgeier, Chief Financial Officer

Superintendent's Signature:

A handwritten signature in cursive script, appearing to read "Jim Daulton", is displayed on a light gray rectangular background.

Category: Support Services**3717****Policy: Food Services – Program Reports**

At least annually, a report shall be filed with the board of education regarding the operations of the food service program. Such report shall include, among other things, information on the following: (1) program finances, (2) student participation, and (3) recommendations, if any, from the District's Nutrition and Wellness Committee.

Date of Adoption: August 15, 2005**Reaffirmed:** October 15, 2012, [September 16, 2019](#)Millard Public Schools
Omaha, NE

AGENDA SUMMARY SHEET

Agenda Item: Reaffirm Policy – 4120 - Human Resources - Personnel

Meeting Date: Lists September 16, 2019

Background/

Description: This policy is due for review based on our seven-year cycle.

Action Desired: Reaffirm Policy – 4120 – Human Resources – Personnel Lists


Policy /

Strategic Plan

Reference: N/A

Responsible Person(s): Kevin Chick, Assoc. Superintendent of Human Resources and Mitch Mollring,
Director of Personnel

Superintendent's Signature:



Human Resources

Personnel Lists

4120

Personnel lists and any District staff directory will not be provided to any person or agent other than District personnel, without the permission of the Superintendent or designee. Upon written request, the Superintendent or designee will provide salaries and names of employees by building. Employee home addresses, cell and home phone numbers, District employment positions, and District employment email addresses, constitute personal information regarding District personnel and will not be disclosed. Employee home addresses, cell and home phone numbers, District employment positions, and District employment email addresses, do not constitute routine directory information.

Legal Reference: Neb. Rev. Stat. § 84-712.05(7)

Policy Adopted: October 7, 1974
Reaffirmed: February 17, 1997; December 7, 2009
Revised: September 23, 2002; September 4, 2012
Reaffirmed: [September 16, 2019](#)

Millard Public Schools
Omaha, Nebraska

AGENDA SUMMARY SHEET

Agenda Item: Approval of Rule 4165.1: Human Resources - Non-Certificated Staff: Resignation/Separation

Meeting Date: September 16, 2019

Background/Description: Following District guidelines to review Board Rule every seven years. Minor changes to address internal references. This Rule has been reviewed by the District's legal counsel.

Action Desired: Approval of Rule 4165.1: Human Resources - Non-Certificated Staff: Resignation/Separation

Policy / Strategic Plan Reference: N/A

Responsible Person(s): Dr. Kevin Chick, Associate Superintendent of Human Resources
Jake Curtiss, Director of Employee Relations

Superintendent's Signature:



Human Resources
Non-Certificated Staff
Resignation/Separation

4165.1

- I. Non-certificated employees who wish to resign should notify the Human Resources Office in writing. A minimum notice of two weeks is requested. Resignations are effective upon acceptance by the Superintendent or his/her designee, except that a resignation which requires a release from an employment contract is not effective until approved by the Board. Employees are discouraged from resigning during the school year due to the potential adverse effect upon students and the educational process.
- II. Procedures for the dismissal of non-certificated employees are governed by Board Policies & Rules, or any applicable contractual or collective bargaining agreement provisions. The District reserves the right to dismiss a non-certificated employee with or without cause subject to applicable contractual or collective bargaining agreement provisions.

Related Rule: 4163.2, 4165.3, 4171, 4325.1

Rule Approved:

Revised: March 20, 1989; August 3, 1992; November 15, 1999; June 4, 2007,
October 7, 2013; September 16, 2019

Millard Public Schools
Omaha, Nebraska

AGENDA SUMMARY SHEET

Agenda Item: Approval of Rule 4165.2: Human Resources - Certificated Staff: Contract Cancellation, Amendment, Renewal, Non-Renewal

Meeting Date: September 16, 2019

Background/Description: Following District guidelines to review Board Rule every seven years. Minor changes to address internal references and processes. This Rule has been reviewed by the District's legal counsel.

Action Desired: Approval of Rule 4165.2: Human Resources - Certificated Staff: Contract Cancellation, Amendment, Renewal, Non-Renewal

Policy / Strategic Plan Reference: N/A

Responsible Person(s): Dr. Kevin Chick, Associate Superintendent of Human Resources
Jake Curtiss, Director of Employee Relations

Superintendent's Signature:



Human Resources Certificated Staff

Contract Cancellation, Amendment, Renewal, Non-renewal

4165.2

Employment contracts between the District and administrators or teachers shall be deemed renewed from year to year and shall be amended, canceled, not renewed or terminated as specified below.

I. Renewal of Employment Contracts

- A. Each certificated staff member shall be notified of an offer for renewal of his or her contract on or before April 15 of each year as provided by law. Upon receipt of such notice, each certificated staff member shall notify the District Human Resources Office, in writing, or electronic acknowledgement, of the acceptance of the offer to continue the contract of employment for the ensuing school year. Failure to provide written acceptance of the offer of continued employment on or before the date designated shall be considered as a rejection of the offer of continued employment for the ensuing school year and shall operate as a request for resignation.
- B. Release from an employment contract after May 1 for the ensuing school year or during the school year may depend upon the availability of a suitable replacement and/or approval by the Board. Employees are discouraged from resigning during the school year due to the potential adverse effect upon students and the educational process.

II. Cancellation or Amendment of Contracts during the School Year

- A. Contracts of any certificated employee, including probationary teachers, permanent (tenured) teachers, and administrators, may be canceled or amended by a majority of the members of the Board during the school year for any of the reasons provided by law which include:
 - 1. Revocation or suspension of a certificate by the State Board of Education of any employee whose duties require a certificate.
 - 2. Breach of a material provision of the teacher's or administrator's contract.
 - 3. For any reasons set forth in the employment contract.
 - 4. Incompetency, neglect of duty, unprofessional conduct, insubordination, immorality or physical or mental incapacity.
- B. The ~~procedure to be followed~~ following procedure shall be followed when it is determined that it is appropriate to consider cancellation of the employment contract during the school year ~~is as follows~~:
 - 1. Written notice shall be given to the employee that the contract may be canceled and grounds for the cancellation.
 - 2. Within seven (7) calendar days of receipt of the notice, the certificated employee may make a written request in writing for a hearing to the secretary of the Board, Superintendent or Superintendent's designee.
 - 3. Prior to ~~the any requested~~ hearing under this Rule, if requested, the notice of possible cancellation or amendment and the reasons therefor are deemed a confidential employment matter subject to Nebraska ~~L~~ law and shall not be disclosed to the public or news media.
 - 4. During the pendency of a decision, a certificated employee may be suspended from duty with pay.
 - 5. A formal due process hearing as set forth in Section IV(C) of this Rule.

III. Probationary Certificated Employees, Probationary Period, Contract Amendment or Non-renewal

- A. During the first three years of full-time employment with the District or the part-time equivalent, a certificated employee shall be considered a probationary employee. His/her contract shall be deemed renewed and remain in full force and effect unless amended or not renewed as provided by law. The Board may determine to amend or not renew the contract for any reason it deems sufficient as provided by law, but such non-renewal shall not be for constitutionally or statutory impermissible reasons. If the Board, Superintendent or Superintendent's designee determines it is appropriate to consider the amendment or non-renewal of a probationary certificated employee's contract for the ensuing school year, the following procedure shall be followed:
1. Written notice shall be given to the employee on or before April 15 that the school Board will consider amendment or non-renewal of the employee's contract for the ensuing school year.
 2. Upon request, the reasons for the proposed amendment or the non-renewal shall be provided in writing.
 3. Within seven (7) calendar days after receipt of the written notice, the probationary employee may make a written request for a hearing to the secretary of the Board, Superintendent or Superintendent's designee.
 4. Prior to ~~the any requested~~ hearing, ~~if requested~~ under this Rule, the notice of possible amendment or non-renewal and any reasons therefor shall be considered a confidential employment matter as provided in Nebraska law and shall not be disclosed to the public or news media.
 5. An informal hearing as set forth in Section III (B) of this Rule shall be held before the Board within thirty (30) days of the date of the request thereof unless otherwise agreed to by the parties in writing.
 6. If a hearing is not requested, the Board shall make a final determination. At any time prior to a hearing or final determination, the probationary employee may submit a letter of resignation which shall be accepted by the Board.
 7. Unless otherwise agreed upon by the parties, final action by the Board must be taken on or before May 15.
- B. The procedure for an informal hearing is as follows:
1. Notice, in writing, of the date, time and place of hearing shall be given five (5) days prior to the date of the hearing.
 2. The probationary employee, ~~or~~ Superintendent, or his or her representative, shall have an opportunity to discuss and explain his or her position regarding continued employment, to present information, and to ask questions of those appearing on behalf of the District.
 3. The hearing shall be held in closed session, if requested by the probationary employee and upon affirmative vote by a majority of the Board members present and voting
 4. The formal action of the Board to amend or non-renew shall be taken in open session. Formal action shall be taken by a roll call vote.

IV. Permanent Certificated Employees, Contract Amendment or Termination

- A. A certificated employee who has completed the probationary period is a permanent certificated employee. His/her contract shall be deemed continuing and shall be renewed and remain in full force and effect unless amended or terminated as provided by law. The contract of a permanent certificated employee shall be amended or terminated for any of the following reasons by majority vote of the Board:

1. Just cause as defined by law.
 2. Reduction in force as provided by law or change of leave of absence policies.
 3. Failure upon written request of the District by the employee to accept employment for the ensuing school year within the time designated in the request, but not prior to March 15 of each year.
 4. Revocation, cancellation, suspension or termination of a certificate by the State Board of Education for an employee whose duties require a certificate.
- B. The procedure to be followed when it is determined that it is appropriate to consider the amendment or termination of the contract, is as follows:
1. Written notification that the contract may be amended or terminated, shall be provided on or before April 15.
 2. A hearing may be requested in writing to the secretary of the Board, Superintendent or Superintendent's designee within seven (7) calendar days of receipt of written notice.
 3. A formal hearing as set forth in Section IV (C) of this Rule shall be held before the Board within thirty (30) days of the date of the request thereof unless otherwise agreed to by the parties in writing.
 4. If no request is made, a final determination may be made by the Board.
 5. The employee shall be advised at least five (5) days prior to the date of the hearing of the date, time and place, all of which shall be in writing.
 6. The parties may extend the time for hearings or final determination by mutual agreement in writing.
 7. Final action by the Board must be taken on or before May 15, unless such time is extended by mutual agreement in writing.
 8. If a hearing is requested, it shall be a formal due process hearing as set forth in Section IV (C) of this rule.
- C. The procedure for a formal due process hearing is as follows:
1. At least five (5) days prior to the hearing the employee shall be notified in writing of the basis for the proposed termination or amendment of the employee's contract.
 2. Upon request, the employee shall be notified at least five (5) days prior to the hearing of witnesses to be called to testify against the employee.
 3. Upon request, the employee shall have the opportunity at least five (5) days prior to the hearing to examine any documents that will be presented at the hearing.
 4. The employee has the right to be represented.
 5. The employee shall have an opportunity to cross-examine all witnesses and to examine all documents.
 6. The employee shall have an opportunity to present evidence material to the issues.
 7. Upon request of the employee or his or her representative and the affirmative vote of a majority of the Board members, the hearing shall be conducted in a closed session. Formal action of the Board shall be taken in open session.

8. The decision to amend, cancel or non-renew of the Board shall be by roll call vote of a majority of members at the meeting based solely upon the evidence produced at the hearing. The majority shall reduce its findings and determinations to writing and provide a written copy to the employee.
9. After the opportunity for a hearing has been provided, except in the case of a reduction in force, and just cause has been shown, sanctions other than termination or amendment may be imposed by the Board as agreed upon by the parties.
10. The Board shall have the power to subpoena and compel the attendance of witnesses for purposes of testifying at the hearing and for the taking of depositions and to issue subpoenas for the production of documents.

Related Policies & Rules: 4165

Legal reference: Neb. Rev. Stat. §§ 84-1410, 79-817 through 79-849, 79-539, 79-8, 109

Rule Approved:

Revised: August 23, 1982; August 3, 1992; November 15, 1999; June 4, 2007,
October 7, 2013; [September 16, 2019](#)

Millard Public Schools
Omaha, Nebraska

AGENDA SUMMARY SHEET

Agenda Item: Approval of Rule 4165.3: Human Resources - Resignation Notification Incentive

Meeting Date: September 16, 2019

**Background/
Description:** Following District guidelines to review Board Rule every seven years. Minor changes to address internal references and processes. This Rule has been reviewed by the District's legal counsel.

Action Desired: Approval of Rule 4165.3: Human Resources - Resignation Notification Incentive

**Policy /
Strategic Plan
Reference:** N/A

**Responsible
Person(s):** Dr. Kevin Chick, Associate Superintendent of Human Resources
Jake Curtiss, Director of Employee Relations

Superintendent's Signature:



Human Resources

Resignation Notification Incentive

4165.3

The District may offer a financial incentive for an employee planning on resigning or retiring to give advanced notification to the District.

- I. The primary purpose of the incentive is to encourage eligible employees who are considering separation or retirement to accelerate their decision. Objectives include, but are not limited to, the following:
 - A. To offer a financial incentive for District employees to provide advanced notification to the District.
 - B. To provide the District the opportunity to make job offers to highly qualified candidates when the candidate pool is at its best.
 - C. To provide the District additional time to develop a quality candidate pool where one does not already exist.
 - D. To increase the District's competitiveness for highly qualified candidates in critical needs areas.

- II. All regular full-time and part-time exempt employees, as specified in Section IV of this Rule, working 50% or more are eligible for the incentive. Employees on extended leave of absence without pay are eligible. The following conditions also apply:
 - A. Acceptance of an employee's resignation notification incentive application will be considered a voluntary resignation and termination of the employee's employment and contract rights with the District at the conclusion of the school year. Any future re-employment by the District is at the sole discretion of the District.
 - B. An eligible employee must complete the school year before separation commences.
 - C. An employee receiving long-term disability benefits is not eligible.
 - D. An employee is not eligible for the incentive if his or her employment is terminated by the District.
 - E. Payment will be made ~~with the~~ on or before the employee's final payroll.
 - F. In the event the number of applications exceeds the expectations of the District, the District may deny all applications, provided, however, the applications were not first approved by the Board.

- III. Application Process
 - A. The District will notify employees of the availability of the incentive and the deadline for application.
 - B. Employees will be given at least 30 days from the date of District notification to submit the Resignation Notification Incentive application. The written application must be submitted to the Human Resources Office on or before the date specified by the Superintendent or his/her designee.
 - C. The request shall set forth that the employee resigns his or her position, effective at the end of the school year, provided, however, that it is subject to the acceptance and approval of the employee's request by the Superintendent and the Board.
 - D. Employees applying for both the resignation notification incentive and voluntary separation program may withdraw an approved application in the event the other application is denied.

IV. The District will offer an additional financial incentive of a \$500 stipend for teachers, school nurses, exempt professional/technical employees, and administrators.

Related Policies & Rules: 4511, 4511.1, 4510.5

Rule Approved: November 6, 2006

Revised: October 7, 2013; [September 16, 2019](#)

Millard Public Schools
Omaha, Nebraska

AGENDA SUMMARY SHEET

Agenda Item: Reaffirm Policy – 4205 - Human Resources – Substitute

Meeting Date: Teachers September 16, 2019


**Background/
Description:** This policy is due for review based on our seven-year cycle.

Action Desired: Reaffirm Policy – 4205 – Human Resources – Personnel Lists

**Policy /
Strategic Plan
Reference:** N/A

Responsible Person(s): Kevin Chick, Assoc. Superintendent of Human Resources and Mitch Mollring,
Director of Personnel

Superintendent's Signature:



Human Resources**Substitute Teachers****4205**

The District shall employ substitute teachers as needed in the absence of regular teachers.

Legal Reference: Neb. Rev. Stat. §79-802

Policy Adopted: October 7, 1974

Revised: August 16, 1993; December 21, 1998; October 16, 2006

Reaffirmed: September 16, 2013; [September 16, 2019](#)

Millard Public Schools
Omaha, NE

AGENDA SUMMARY SHEET

Agenda Item: Reaffirm Rule – 4205.1 - Human Resources – Substitute

Meeting Date: Teachers September 16, 2019

**Background/
Description:** This policy is due for review based on our seven-year cycle.


Action Desired: Reaffirm Rule – 4205.1 – Human Resources – Personnel Lists

**Policy /
Strategic Plan**

Reference: N/A

Responsible Person(s): Kevin Chick, Assoc. Superintendent of Human Resources and Mitch Mollring,
Director of Personnel

Superintendent's Signature:

A handwritten signature in cursive script, appearing to read "Jim Sutfin", is written in black ink on a light-colored background.

Human Resources

Substitute Teachers

4205.1

- I. Substitute teachers are appointed on a temporary basis and continue as needs require. They do not come under the provisions of the Nebraska teacher tenure law. In accordance with state law and Nebraska Department of Education regulations, substitute teachers shall hold a valid Nebraska Teaching Certificate or Local Option Substitute Certificate prior to being assigned duties requiring such certification. The Board will set rates of compensation for substitute teachers.
- II. There are two classifications of substitute teachers:
 - A. Daily substitute teachers are appointed to serve on a per diem basis for short, indefinite periods in meeting unforeseen and emergency situations. Service for fifteen or fewer consecutive days in any one substitute position is classified as a daily substitute.
 - B. A substitute teacher who is appointed to serve for more than fifteen consecutive days in a given position for a definite, but limited, period is classified as a long-term substitute teacher.
- III. Substitute teachers employed less than ninety consecutive days in a given position do not qualify for fringe benefits provided by the District including, but not limited to: paid sick leave, life, dental and long-term disability insurance. Substitute teachers may become eligible for health insurance benefits under provisions of the Patient Protection and Affordable Care Act.
- IV. Substitute teachers are entitled access to the staff professional library. Substitute teachers may participate in classes the District offers for professional growth.
- V. All substitute teachers are required to assume duties as the principal may direct, and are subject to the same rules and regulations which govern other teachers. All arrangements for substitute teachers must be made through the office of substitute teacher placement. Teachers and principals should follow the procedures developed by the administration in arranging for substitute teachers.

Related Policies & Rules: 4400.2

Legal Reference: Patient Protection and Affordable Care Act; Neb. Rev. Stat. §79-824

Rule Approved: October 7, 1974

Revised: August 16, 1993; March 7, 1994; December 21, 1998; October 16, 2006;
September 16, 2013, January 8, 2018

Reaffirmed: [September 16, 2019](#)

Millard Public Schools
Omaha, NE

AGENDA SUMMARY SHEET

Agenda Item: Approve Rule 6330.1 Curriculum, Instruction, and Assessment- Grading Guidelines for Second – Twelfth Grade

Meeting Date: September 16, 2019

**Background/
Description:** A Rule is being updated to reflect the change in class rank.

Action Desired: Approve Rule 6330.1 Curriculum, Instruction, and Assessment- Grading Guidelines for Second – Twelfth Grade

Policy / Strategic Plan

Reference: N/A

Responsible Person: Dr. Heather Phipps, Dr. Tony Weers, Mr. Andy DeFreece, Dr. Terry Houlton

Superintendent's Signature:

Curriculum, Instruction, and Assessment

Grading Guidelines for Second -- Twelfth Grade

6330.1

The Millard Public Schools Grading Guidelines for second through twelfth grade shall be used to report achievement, and academic progress, and to compute Grade Point Averages (GPA) ~~and Class Rankings where applicable~~. Weighted grade points shall be given to those grades received in Advanced Placement (AP) classes or International Baccalaureate (IB) classes where applicable.

No. Grade	Letter Grade	% Grade Range	Standard Grade Pts.	Weighted Grade Pts.
1 =	A =	100-93 =	20 Grade pts. or	25 Grade pts.
2 =	B =	92-85 =	15 Grade pts. or	20 Grade pts.
3 =	C =	84-77 =	10 Grade pts. or	15 Grade pts.
4 =	D =	76-69 =	5 Grade pts. or	10 Grade pts.
5 =	F =	68- 0 =	0 Grade pts.	0 Grade pts.
P =	P =	Pass =	0 Grade pts.	0 Grade pts.
F =	F =	Fail =	0 Grade pts.	0 Grade pts.

Weighted grade points will apply to Advanced Placement courses, to those courses taken for International Baccalaureate purposes wherein students are required to meet IB requirements for standard level (SL) or higher level (HL) assessment and to those courses which are beyond the Advanced Placement course sequence within a specific content area as identified in the Millard Public Schools High School Curriculum Handbook and Registration Guide. Pre-IB courses do not qualify for weighted grade points.

Dual enrollment students receive two grades. The first grade is in accordance with the Millard Public Schools grading scale and will appear on the Millard Public Schools transcript. The second grade will be assigned according to the procedures established for Dual Enrollment courses for the post-secondary institution in which the student has dual enrolled.

~~Class rank shall be determined by Total Class Rank Points and be calculated and provided for the Class of 2019. The Grade Point Average multiplied by the total Grade Points shall equal Total Class Rank Points for each student. The listing of the Total Class Rank Points from highest to lowest shall determine the class rank of each student. Effective with the high school class of 2020 and thereafter, Class Rank will no longer be calculated.~~

Graduates will be recognized for honors in accordance with the following Grade Point Averages (GPA):

Summa Cum Laude 4.0 and above

Magna Cum Laude 3.75-3.99

Cum Laude 3.50-3.74

Related Policies & Rules: 6330

Rule Approved: April 24, 2000

Revised: July 21, 2003; August 6, 2007; November 2, 2009; August 17, 2015;

November 5, 2018; [September 19, 2019](#)

Reaffirmed: April 2, 2007

Millard Public Schools
Omaha, NE

AGENDA SUMMARY SHEET

Agenda Item: Reaffirm Policy 6340 Curriculum, Instruction, and Assessment- Communication with Parents

Meeting Date: September 16, 2019

Background/Description: A Rule is being added to this series, so we are bringing the Policy and related Rule to keep them in the same cycle.

Action Desired: Reaffirm Policy 6340 Curriculum, Instruction, and Assessment- Communication with Parents

Policy / Strategic Plan

Reference: N/A

Responsible Person: Dr. Heather Phipps, Dr. Tony Weers, Mr. Andy DeFreece, Dr. Terry Houlton

Superintendent's Signature:

Curriculum, Instruction, and Assessment

Communication with Parents

6340

The District recognizes that quality communication between parent and teacher is important to the students' educational development.

Communication between parent and teacher shall be varied and frequent. Methods of communication may include but are not limited to parent-teacher conferences, mail, e-mail, student information system portal, telephone, school visitation by parents and home visitation by teachers.

Related Policies and Rules: 6340.1

Policy Adopted: February 4, 1974

Revised: April 24, 2000; March 19, 2007

Reaffirmed: November 4, 2013; [September 16, 2019](#)

Millard Public Schools
Omaha, NE

AGENDA SUMMARY SHEET

Agenda Item: Reaffirm Rule 6340.1 Curriculum, Instruction, and Assessment- Communication with Parents

Meeting Date: September 16, 2019

Background/Description: A Rule is being added to this series, so we are bringing the Policy and related Rule to keep them in the same cycle.

Action Desired: Reaffirm Rule 6340.1 Curriculum, Instruction, and Assessment- Communication with Parents

Policy / Strategic Plan

Reference: N/A

Responsible Person: Dr. Heather Phipps, Dr. Tony Weers, Mr. Andy DeFreece, Dr. Terry Houlton

Superintendent's Signature:A handwritten signature in black ink, appearing to read "Jim Daulton", is written on a light gray rectangular background.

Curriculum, Instruction and Assessment

Communication with Parents

6340.1

Parent notification about unsatisfactory student work is the responsibility of the teacher. The notification shall reflect the educational growth of the student in relationship to his or her ability and achievement. This responsibility is to be carried out as follows:

1. At regular intervals or the mid-point of each marking period, parents of students doing failing or near-failing work are to be notified in writing by the teacher with notification also given to the counselor or principal.
2. At least two weeks before the end of each marking period if failing or near failing work persists, the teacher should again give written notices to the students' parents concerning the students' unsatisfactory work with this information made available to the counselor or principal.

Related Policies & Rules: 6340

Rule Approved: February 4, 1974

Revised: April 24, 2000; March 19, 2007

Reaffirmed: November 4, 2013; [September 16, 2019](#)

Millard Public Schools
Omaha, Nebraska

AGENDA SUMMARY SHEET

Agenda Item: Approve Addition of Rule 6340.2 Curriculum, Instruction, and Assessment- Title I Parent and Family Engagement

Meeting Date: September 16, 2019

Background/

Description: This Rule is being added to detail the parental and family engagement practices in Millard Title I schools and to ensure compliance with ESSA.

Action Desired: Approve Addition of Rule 6340.2 Curriculum, Instruction, and Assessment- Title I Parent and Family Engagement

Policy / Strategic Plan

Reference: N/A

Responsible Person: Dr. Heather Phipps, Mr. Andy DeFreece

Superintendent's Signature:A handwritten signature in black ink, appearing to read "Jim DeFoor", is written on a light gray rectangular background.

Curriculum, Instruction and Assessment

Communication with Parents- Title I Parent and Family Engagement

6340.2

Millard Public Schools intends to follow the Title I Parent and Family Engagement Policy guidelines in accordance with federal law, *Section 1116(a-f) ESSA, (Every Student Succeeds Act) of 2015.*

In General

The written District parent and family engagement policy has been developed jointly, will be updated periodically and is distributed to parents and family members of participating children and the local community in an understandable and uniform format. This policy agreed on by such parents describes the means for carrying out the requirements as listed below.

- Parents and family members of all students are welcomed and encouraged to become involved with their child's school and education; this includes parents and family members that have limited English proficiency, limited literacy, are economically disadvantaged, have disabilities, racial or ethnic minority background or are migratory children. Information related to school and parent programs, meetings, school reports and other activities are sent to the parents of participating children in a format, and to the extent practicable, in a language the parents can understand.
- Parents are involved in the planning, review, evaluation and improvement of the Title I program, Parent and Family Engagement Policy and the School-Parent Compact at an annual parent meeting scheduled at a convenient time. This would include the planning and implementation of effective parent and family involvement activities.
- Conduct, with meaningful parent and family involvement, an annual evaluation of the content and effectiveness of the Parent and Family Engagement Policy. Use the evaluation findings to design evidence-based strategies for more effective parental involvement, and to revise the Parent and Family Engagement Policy.
- Opportunities are provided for parents and family members to participate in decisions related to the education of their child/children. The school and local educational agency shall provide other reasonable support for parental involvement activities.
- Parents of participating children will be provided timely information about programs under this part, a description and explanation of the curriculum in use, the forms of academic assessment used to measure student progress and the achievement levels of the challenging State academic standards. The school will provide assistance, opportunities, and/or materials and training to help parents work with their children to improve their children's academic achievement in a format, and when feasible, in a language the parents and family members can understand.
- Educate teachers, specialized instructional support personnel, principals, and other school leaders, with the assistance of parents in the value and utility of contributions of parents, how to reach out to, communicate with and work with parents as equal partners.
- Coordinate and integrate parental involvement programs and activities with other Federal, State and local programs, including preschool programs that encourage and support parents in more fully participating in the education of their children.

Legal Reference: *Section 1116(a-f) ESSA, (Every Student Succeeds Act) of 2015*

Rule Approved: September 16, 2019

Millard Public Schools
Omaha, Nebraska

AGENDA SUMMARY SHEET

Agenda Item: Human Resources

Meeting Date: September 16, 2019


Background/ Personnel Items: (1) Cancellation

Description:

Action Desired: Approval

Policy / N/A
Strategic Plan Reference:

Responsible Person(s): Kevin Chick

Superintendent's Signature: 

September 16, 2019

CONTRACT CANCELLATION:

Recommend: The following cancellation(s) be approved:

1. Seth D. Woodke – Business teacher at Millard South High School.



***STUDENT SERVICES
YEAR END REPORT
2018/2019***



***Submitted by:
Mr. Bill Jelkin
Student Services
Director***

Table of Contents

STUDENT ATTENDANCE & ENROLLMENT

Student Attendance Rates	1
Excessive Absences	1
Millard Students Attending Private Schools	2
Millard Home School Students	2
Wards of State/Court Enrollment	2
Foreign Exchange Enrollment	2
Option Enrolled Students	3
Open Enrolled Students	4
Within District Transfers	4

STUDENT DISCIPLINE

Events by Elementary	6
Events by Secondary	8
Drug and Violence Event Summary	10
Events Associated with Drugs and Alcohol	10
Out of School Disciplinary Resolutions	12
Repeat Offences	16
Ombudsman Education Program	17
Alcohol Breath Testing Device Utilization	17
Disciplinary Hearings	17

STUDENT HEALTH SERVICES

Special Health Care Related Assignments	18
Student Health Screens	18
Health Related Contacts	18

COUNSELING/ SOCIAL WORK/ KIDS AT-RISK

District Counseling Contacts	19
Social Workers Contacts	19
Crisis Team	20
Crisis Intervention for Students At-Risk	20
Child Abuse and Neglect	20
School/Community Intervention Program (SCIP) Team Activities	21
Connections Referrals	21

SECURITY & EMERGENCY MANAGEMENT

Hotline Calls	22
School Resource Officers	23

SCHOLARSHIP REPORT

24

Executive Summary

The executive summary contains an overview of the key topics and related statistics contained in the 2018/2019 Student Services Year End Report. The comparative statistics for each area are noted below.

	<u>2016/17</u>	<u>2017/18</u>	<u>2018/19</u>
Student Services Attendance/Enrollment			
Overall Attendance Rates	96%	95%	96%
Percentage of MPS Students Attending Private Schools	9%	10%	10%
Percentage of MPS Students In Exempt (Home) School	2%	3%	3%
Open & Option Program Gains and Losses			
Entered the District	712	496	507
Left the District	190	196	240
Within District Transfers-Approved	1,154	1,100	1,182
Foreign Exchange Students Enrolled	9	8	9
Student Discipline			
Discipline Events	8,261	7,960	7,516
Drug/Alcohol Related Events	139	125	133
Out of School Suspensions	1,347	1,255	1,421
Disciplinary Hearings Conducted	6	6	6
Student Health Services			
Health Related Contacts	297,747	303,701	309,646
Health Screens Administered	53,173	50,156	47,129
Counseling and Students At-Risk			
Counseling Contacts	56,266	58,331	61,130
Number of Crisis Team Responses	4	4	8
Crisis Interventions By All School Personnel	224	220	196
Child Abuse and Neglect Reports	137	163	206
Gaggle Safety Reports			1024
High School Therapy Referrals	N/A	75	180
Security & Emergency Management			
Hotline Calls	42	65	72
Scholarship Report			
Scholarships Accepted	1,175	1,181	1,350
Value of Scholarships Accepted	\$23,602,882	\$23,639,363	26,621,001

Student Attendance Rates**Table 1 - Percent of Students in Attendance**

High Schools	2016/17	2017/18	2018/19
3 Schools	95%	94%	95%
Middle Schools			
6 Schools	96%	95%	96%
Elementary Schools			
25 Schools	97%	96%	96%
Alternative Schools			
Horizon	78%	78%	80%
Young Adult Program	93%	92%	92%
Ombudsman Program	76%	84%	88%
District Average	96%	95%	96%

Excessive Absences**Table 2 - Number of Excessively Absent Students and County Attorney Referrals**

20+ Days Absent District Totals						
District	# of Students	Total Days	Unexcused Days	Excused Days	Medical Days	# Referred
2016/17	1,185	39,567	13,878	25,689	21,968	86
2017/18	1,271	43,861	16,616	27,244	22,855	84
2018/19	1,623	55,064	21,441	33,623	27,834	138
20+ Days Absent by Level						
Elementary	# of Students	Total Days	Unexcused Days	Excused Days	Medical Days	# Referred
2016/17	225	6,276	1,726	4,550	3,613	5
2017/18	263	7,661	2,283	5,378	4,199	9
2018/19	373	10,885	3,509	7,376	5,488	9
Middle	# of Students	Total Days	Unexcused Days	Excused Days	Medical Days	# Referred
2016/17	244	7,968	2,420	5,548	4,772	14
2017/18	331	10,921	2,751	8,170	6,841	19
2018/19	350	11,178	3,309	7,869	6,483	22
High	# of Students	Total Days	Unexcused Days	Excused Days	Medical Days	# Referred
2016/17	716	25,323	9,732	15,591	13,583	67
2017/18	855	30,989	13,256	17,733	15,446	56
2018/19	900	33,001	14,623	18,378	15,863	107
<i>All data is through the last day of school.</i>						
<i>Days absent are rounded numbers calculated by the number of instructional minutes missed.</i>						

Private School Students

Percentages are calculated from the total Millard School District K-12 student population for each year.

Table 3 - Millard Students Attending Private Schools

	2016/17	%	2017/18	%	2018/19	%
K-5	787	3.41%	947	4.10%	1008	4.32%
6-12	1,197	5.18%	1,342	5.81%	1,432	6.14%
Totals	1,984	8.59%	2,289	9.91%	2,440	10.46%
Total Millard Resident Student Population	23,101		23,105		23,320	

Home School Students

In accordance Policy 6680 and accompanying Rules 6680.1 and 6680.2, exempt school students may request programs and services from the Millard School in their attendance area. Percentages are calculated from the Millard Resident K-12 student population for each year.

Table 4 - Millard Home School Students

	2016/17	%	2017/18	%	2018/19	%
K-5	275	1.19%	293	1.27%	323	1.39%
6-12	292	1.26%	317	1.37%	301	1.29%
Totals	567	2.45%	610	2.64%	624	2.68%
Total Millard Resident Student Population	23,103		23,105		23,320	

Wards of State

The total Millard School District K-12 population includes only students attending Millard Public Schools.

Table 5 - Wards of State

	2016/17	2017/18	2018/19
K-5	61	51	42
6-12	93	72	45
Totals	154	123	87
Total Millard Student Population	23,103	23,105	23,320

Foreign Exchange Students

Board Rule 5100.4 allows for the enrollment of up to 9 foreign exchange students per year into Millard Public Schools

Table 6-Foreign Exchange Students

School Attended	Female	Male	Country of Origin
Millard North High	3		Denmark, Japan, Germany
Millard South	3		Italy, Brazil, Columbia
Millard West	3		Switzerland, Spain, Norway

Option Enrolled Students

For the 2018/19 school year, the following Millard schools were closed to Option Enrollment students: Reagan Elementary, Reeder Elementary, Rohwer Elementary, Upchurch Elementary, Wheeler Elementary, Beadle Middle School, Russell Middle School, Millard West High School.

Table 7 - Option-Out Transfers Out to another School District

District	K	1	2	3	4	5	6	7	8	9	10	11	12	2018/19	2017/18	2016/17
Bellevue				1		1		1		2	2			7	5	5
Bennington					1					1		1		3	1	0
Connestoga														0	0	0
DC West											1	1	2	4	11	0
Elkhorn									2	1		3	2	8	10	0
Fremont											1	1		2	0	0
Gretna				2			2	2		4	4	1		15	6	24
OPS	9	7	7	8	7	4	11	6	8	9	1	8	6	91	58	80
Pap/LaVista	4		1	3	2	2		4	1	1		1	3	22	27	25
Ralston	7	3	2	3	4		6	6	4	9	7	6	8	65	46	26
So. Sarpy	3	1					1	3						8	3	8
Westside	4		1					1	1	3	2	1		13	20	12
Yutan	1							1						2	1	0
2018/19 Totals	28	11	11	17	14	7	20	24	16	30	18	23	21	240		
%	12%	5%	5%	7%	6%	3%	8%	10%	7%	13%	8%	10%	9%			
2017/18	30	13	5	14	13	7	7	20	21	26	12	21	7	196		
2016/17	35	14	12	14	14	11	11	15	6	24	11	10	13	190		

Option Enrolled Students

Board Rule 5100.3 provides the ability for student living outside the Millard Public School the opportunity to option enroll into the District. The Rule outlines the procedures for application and acceptance.

Table 8 - Option Enrollment Transfers into Millard Public Schools

District	K	1	2	3	4	5	6	7	8	9	10	11	12	2018/19	2017/18	2016/17
Bellevue	2		2	1									1	6	8	3
Bennington	1	1								1	1	1		5	4	10
Blair	1													1	1	0
Connestoga	1							1						2	0	0
DC West	4	1				2					1			8	1	7
Elkhorn	13	4	1	4	1	3	2	3		5	3	5	3	47	20	77
Elmwood-Murdock					1									1	0	0
Fremont	2		1											3	0	0
Gretna	3	1			2	1				2	1		2	12	9	43
Louisville	1							1		1				3	0	0
OPS	151	13	8	16	16	12	16	24	16	40	19	10	16	357	392	451
Pap/LaVista	6		2	1	1		2	1	1	3	1			18	18	29
Ralston	13		1	1	3	2	2		1	4	2		2	31	24	36
So. Sarpy										1				1	4	7
Syracuse-Dunbar-Avoca	1			1										2	0	0
Wahoo					1									1	0	0
Westside	3	2		1				1				1	1	9	12	13
2018/19 Totals	202	22	15	25	25	20	22	31	18	57	28	17	25	507		
%	40%	4%	3%	5%	4%	4%	4%	6%	4%	11%	6%	3%	5%			
2017/18	212	27	17	13	19	21	30	9	6	68	31	32	11	496		
2016/17	183	38	36	39	33	32	47	50	39	98	54	42	21	712		

Table 9 - Total Open/Option Enrolled Students Currently Attending Millard Public Schools

Level	2016/17	2017/18	2018/19
Elementary	1,350	1,337	1,216
Middle	571	702	691
High	859	954	875
Totals	2,780	2,993	2,782

Within District Transfer

Board Rule 5110.1 Transfer of Student within the District outlines the processes and procedures current students must follow to request transfer to another school within the District.

Table 10 - Within District Transfer Requests and Approvals

2016/17	Total Requests	Approved	Denied	Canceled	% of Total Requests Approved
High School	309	252	11	46	82%
Middle School	378	315	16	47	83%
Elem School	800	587	20	193	73%
All Schools	1,487	1,154	47	286	78%
% of Requests		78%	3%	19%	
2017/18	Total Requests	Approved	Denied	Canceled	% of Total Requests Approved
High School	268	211	8	49	79%
Middle School	374	295	8	71	79%
Elem School	799	594	8	197	74%
All Schools	1,441	1,100	24	317	76%
% of Requests		76%	2%	22%	
2018/19	Total Requests	Approved	Denied	Canceled	% of Total Requests Approved
High School	305	250	16	39	82%
Middle School	424	302	18	104	71%
Elem School	829	630	20	179	76%
All Schools	1,558	1,182	54	322	76%
% of Requests		76%	3%	21%	

STUDENT DISCIPLINE

The goal and intention of the District is to enable students to obtain an education within a safe environment, free of violence or the threat of violence, illegal drugs, alcohol, weapons, or any conduct which interferes or disrupts the educational process.

Each school year an emphasis is placed on consistent reporting. To help ensure data is reported consistently, monthly student discipline meetings are held with building principals and assistant principals. An alphabetical listing of “events” complete with detailed definitions was created in 2008 and is annually shared with each building administrator. This “event” listing is reviewed annually by the discipline committee and can also be found in the student information system (SIS). Each time a behavior is entered into the SIS, the list can be easily accessed electronically to ensure the correct “event(s)” are being entered into the system. The reported codes mirror those codes reported to the Nebraska Dept. of Education.

Student Code of Conduct

The Standards for Student Conduct (Rule 5400.6) defines the disciplinary rules for the Millard School District. These rules are uniform across the District and are approved by the Board of Education each school year. The Standards for Student Conduct are published in the student handbook by each building and are reviewed with students annually. All students are required to acknowledge receipt and understanding of the Student Code of Conduct.

Elementary Behavior Events**Table 11- Elementary School Events for 2018/19**

Code	Events	ABB	ACK	ALD	BLA	BRY	CAT	COD	COT	DIS	EZR	HAR	HIT	HOL	MON	MOR	NEI	NOR	REA	REE	ROC	ROH	SAN	UPC	WHE	WIL	TOTAL
1	Physical Assault				18	12	6	3	15	5	1		7		2	2			1	26	5		6	3			112
2	Fighting				6	5	3			2		11		2		2	5	5		2	1		7				51
3	Pushing/Shoving		6			2	2	6	10	14	39	3		5	22	1		54	12	2			20		2	2	202
4	Threats - Level 1	3	2	1	20	2	1	2	2	14	1	3		9	19	2		6	3	8	2	1	5	2	4	4	116
5	Threats - Level 2		1		4	2			9	1		1			12	1		1	1	1				2			36
6	Threats - Level 3					2									1												3
8	Physical Injury			1				14	1	4	1			5		1	1	3	1	1		3	3		6	7	52
10	Other Dangerous Weapons					1																					1
11	Poss. Pro Objects							5				1											3				9
14	Sexual Harassment								1										1	1							3
15	Harassment								7	1	1				1								3	1			14
16	Bullying					1		1	7	2	2		1	4		1	2	3	1	7		1	1				34
29	Public Indecency		1	1								2			4	1		1	1		2			2	2		17
33	Larceny (Theft)		2	1	6	1	3	4	1	10	6	4	2		2	2	1	1	1			1	1				49
40	Insubordination	4	5	2		79	3		36	15	98		22	15	9	4	15	19	6	2	11	24	10	35		47	461
41	Disruptive Behavior	20	26	10	49	5	18	130	100	35	111	49	7	40	113	42	22	94	22	54	12	102	74	49	2	61	1,247
62	Dist. Non-Presc. Meds														1												1
64	Sexual Contact																	1									1
76	Repeated Offenses	1					1					1						1	1		1			1	7	14	
82	Bullying - Title VI																		1								1
93	Harassment - Title IX								3	1																	4
95	Failure to Comply		8		27		1	47		1		2		17		39		16	2	25		48	4		8	1	246
96	Run Away	1			2	1								7			1				1		4				17
99	Pornography																						1				1
	2018/19	29	51	16	132	112	39	211	186	110	260	79	38	101	190	97	46	204	56	123	42	179	142	93	25	131	2,692
	2017/18	48	64	28	70	63	35	302	204	62	232	65	27	61	79	75	154	422	51	78	52	56	170	52	64	93	2,607
	2016/17	75	92	43	73	117	30	152	132	131	198	86	80	61	83	56	219	335	53	68	51	69	315	59	68	83	2,729

Elementary Behavior Events**Table 12 - Total Elementary Events by Year**

Code	Events	2016/17	2017/18	2018/19
1	Physical Assault	125	45	112
2	Fighting	102	77	51
3	Pushing/Shoving	288	328	202
4	Threats - Level 1	114	112	116
5	Threats - Level 2	26	30	36
6	Threats - Level 3	1	3	3
8	Physical Injury	15	41	52
10	Other Weapons		2	1
11	Poss. Prohib. Objects	11	9	9
14	Sexual Harassment	12	12	3
15	Harassment	57	51	14
16	Bullying	46	56	34
29	Public Indecency	11	14	17
33	Larceny (Theft)	58	64	49
40	Insubordination	601	425	461
41	Disruptive Behavior	1,045	1,136	1,247
62	Distribution of Non-Prescribed Medications			1
64	Sexual Contact	1	1	1
76	Repeated Offenses	17	14	14
77	Harm to Self	2	1	
82	Bullying - Title VI	1	2	1
91	Harassment - Title II	1		
92	Harassment - Title VI	5	3	
93	Harassment - Title IX	1		4
94	Not following Instruction	34	1	
95	Failure to Comply	122	168	246
96	Run Away	33	10	17
98	Use/Poss. Dangerous Weapons		1	
99	Pornography		1	1
	Totals	2,729	2,607	2,692

Secondary Behavior Events**Table 13 - Secondary School Events for 2018/19**

Code	Events	AMS	BMS	CMS	KMS	NMS	RMS	NHS	SHS	WHS	HHS	OMB	SUM	YAP	Total
1	Physical Assault		2	8	1		4	2	10	2	2				31
2	Fighting	29	5	78	15	13	13	15	40	1	5				214
3	Pushing/Shoving	48	101	164	67	33	29	10	36	2	2				492
4	Threats - Level 1	22	19	31	5	8	4	8	6	1	2			1	107
5	Threats - Level 2	12	1	11	1	9	5	5	6	1	1		1	1	54
6	Threats - Level 3	1	1		2	2		4			1				11
7	Bomb /Terror Threat							1							1
8	Physical Injury	4	1	2	3	1		3	3						17
10	Other Weapons	1							2						3
11	Poss. Pro Objects	5		1	1		2	4	5						18
13	Sexual Assault Att.								1						1
14	Sexual Harassment	7	3	11		3	5	4			1				34
15	Harassment	42	26	46	18	5	2	4	5	11					159
16	Bullying	7	7	42	2	22		2	2						84
17	Drugs - Poss.	2	1			2	1	19	20	8	4				57
18	Drugs - Use/Und Influ							3	3	8	2				16
19	Drugs - Dist. Of							2		3	2				7
20	Distr. Alcohol		1	1					2	3					7
21	Alcohol Poss.	1	2	3	2			4	1		1				14
22	Alcohol Use/Und Inf							4	3	8	1				16
25	Tobacco – Poss. Of	1	3	12	6	10		55	68	22	14				191
26	Tobacco - Use of	4	5	9	3	11	2	23	54	27	6				144
29	Public Indecency								2						2
33	Larceny (Theft)	3	3	26	15	6	4	7	11	7					82
40	Insubordination	73	62	36	47	40	29	58	264	32	16		1		658
41	Disruptive Behavior	353	147	358	222	235	109	123	217	91	22			4	1,881
58	Poss. of Med.			2			1		2	1	2				8
60	Transportation of Med.							1	2						3
61	Dist. Presc. Medications								1						1
62	Dist. Non-Presc. Med.			1					2						3
64	Sexual Contact			2				5							7
76	Repeated Offenses	2		18	5	17	5	5	18	5		1			76
82	Bullying - Title VI			1											1
83	Bullying - Title IX								1						1
91	Harass. – Title II		2												2
92	Harass. – Title VI		5	2	1										8
93	Harass - Title IX	3	3		1	2									9
95	Failure to Comply	111	31	32	20	127	3	4	50	8	1				387
98	Use/Pos. Danger Weap							1							1
99	Pornography	2	1		1	2	4	2	4						16
	2018/19	733	432	897	438	548	222	378	841	241	85	1	2	6	4,824
	2017/18	567	420	823	367	713	521	362	871	265	151	0	12	1	5,073
	2016/17	422	353	1517	357	640	609	463	783	145	209	7	22	5	5,532

Secondary Behavior Events**Table 14 - Total Secondary Events by Year**

Codes	Events	2016/17	2017/18	2018/19
1	Physical Assault	27	32	31
2	Fighting	142	134	214
3	Pushing and Shoving	414	351	492
4	Threats - Level One	77	100	107
5	Threats - Level Two	60	43	54
6	Threats - Level Three	8	11	11
7	Bomb or Terroristic Threat			1
8	Physical Injury	16	19	17
9	Guns	1		
10	Other Weapons	4	8	3
11	Poss Prohib Objects	10	24	18
13	Sexual Assault Attempted	1	1	1
14	Sexual Harassment	57	37	34
15	Harassment	279	276	159
16	Bullying	85	63	84
17	Drugs - Poss of	54	47	57
18	Drugs - Use/Under Infl	20	18	16
19	Distribution of Drugs	7	12	7
20	Distribution of Alcohol	7	6	7
21	Alcohol - Poss of	18	14	14
22	Alcohol - Use/Under Infl	17	9	16
25	Tobacco - Poss of	27	110	191
26	Tobacco - Use of	41	119	144
29	Public Indecency		6	2
33	Larceny (Theft)	71	79	82
34	Arson/False Fire Alarm	4	1	
40	Insubordination	1,170	824	658
41	Disruptive Behavior	2,226	2,058	1,881
58	Poss of Medications	12	11	8
59	Use of Medications	1		
60	Trans of Medication		1	3
61	Dist Presc Meds	3	5	1
62	Dist Non-Presc Meds		2	3
64	Sexual Contact	9	6	7
76	Repeated Behavior	140	140	76
77	Harm to Self	19	26	
81	Bullying - Title II	1		
82	Bullying - Title VI	1	3	1
83	Bullying - Title IX	2	2	1
91	Harassment - Title II	1	13	2
92	Harassment - Title VI	17	19	8
93	Harassment - Title IX	7	7	9
94	Not Following Instruction	50	1	
95	Failure to Comply	424	420	387
98	Use/Poss. Dang Weapons	2	5	1
99	Pornography		10	16
	Totals	5,532	5,073	4,824

Drugs and Violence Events

The event categories that were disaggregated for violence indicators include: physical assault, fighting, threats-level one, threats-level two, and threats-level three, bomb threat, physical injury, guns, and other weapons. "Firearms" refer to all types of guns including pellet, air-soft, paint ball, stun guns and BB guns. This data is cyclical when compared to data gathered over the past three years.

Acts of threats or violence directly impact school safety and must be addressed by District discipline procedures as well as safety programs. We strive to identify students who have violent tendencies so they are monitored and placed in appropriate educational programs as needed and required by law.

Table 15 - Events Associated with Violence against Others

Event	2016/17	2017/18	2018/19
Physical Assault	152	77	143
Fighting	244	211	265
Threat Level 1	191	212	223
Threat Level 2	86	73	90
Threat Level 3	9	14	14
Bomb Threat	0	0	1
Personal Injury	31	60	69
Firearms	1	0	0
Other Dangerous Weapons	4	10	4
Poss. Certain Prohibited Objects	21	33	27
Use and Possession Dangerous Weapons	2	6	1
Totals	741	696	837

Drug and Alcohol Events

The District's drug detection dog, alco-sensors (breathalyzers/wands) as well as aerosol sprays designed to detect drug residue continue to be used. Parents of students, who have been sanctioned regarding the use of alcohol or other drugs have shared that our suspension reduction program is helpful.

Table 16 - Events Associated with Drug and Alcohol

	2016/17	2017/18	2018/19
Drugs	81	77	80
Alcohol	42	29	37
Medications	16	19	16
Totals	139	125	133

Secondary Suspensions & Expulsions**Table 18 - Secondary Out of School Resolutions by Event for 2018/19**

Event	AMS	BMS	CMS	KMS	NMS	RMS	NHS	SHS	WHS	HHS	SUM	OMB	YAP	Res.	Total
1 Physical Assault								1		1				Expul	2
		2	6			2	2	8	2	1				LT Sus	23
			2			2								ST Sus	4
2 Fighting							1							Expul	1
			1				1	2		3				LT Sus	7
	29	4	64	9	13	13	13	36	1	2				ST Sus	184
3 Pushing and Shoving	6	5	49	2	8	3	2	18		2				ST Sus	95
4 Threats - Level 1	2	2	6		1		4	2	1				1	ST Sus	19
5 Threats - Level 2											1			Expul	1
						1		2	1					LT Sus	4
					1									EMExc	1
	9	1	11		8	4	4	4		1			1	ST Sus	43
6 Threats - Level 3										1				Expul	1
				1										Mand. Re	1
	1			1	2		2							LT Sus	6
							1							EMExc	1
7 Bomb or Terroristic Threat							1							Expul	1
8 Personal Injury								2						Expul	2
								1						EMExc	1
	1		1	1	1		2							ST Sus	6
10 Other Dangerous Weapons								1						Expul	1
	1							1						LT Sus	2
11 Poss. Prohibited Object							1	2						LT Sus	3
	5		1	1		2	2	2						ST Sus	13
13 Sexual Assault/Attempted								1						EMExc	1
14 Sexual Harassment										1				Expul	1
	4	1	8		2	3	1							ST Sus	19
15 Harassment									1					LT Sus	1
	10		4		3		3	2	1					ST Sus	23
16 Bullying	3	2	6		3		1							ST Sus	15
17 Drugs - Possession							2	6	2	2				Expul	12
	1	1			2	1	17	14	6	2				LT Sus	44
	1													ST Sus	1
18 Drugs- Use/Under Influence									3	2				Expul	5
							2	3	5					LT Sus	10
19 Drugs - Distribution							2		3	2				Expul	7
20 Alcohol - Distribution		1	1					2	3					Expul	7
21 Alcohol - Possession										1				Expul	1
	1	2	3	2			3	1						LT Sus	12
22 Alcohol - Use/Under Influence									2					Expul	2
							4	3	4	1				LT Sus	12
25 Tobacco - Possession										1				LT Sus	1
	1	3	11	6	10		54	65	8	8				ST Sus	166
26 Tobacco - Use of					1									LT Sus	1
	4	5	7	3	9	2	23	54	15	4				ST Sus	126
29 Public Indecency								2						ST Sus	2
33 Theft/Larceny	1		7	1			5	9	1					ST Sus	24

Out of School Disciplinary Resolutions**Table 19 - Total Elementary Out of School Resolutions**

Resolutions	2016/17	2017/18	2018/19
Expulsion	0	0	0
Mandatory Reassignment	0	0	0
Long-Term Suspension	1	0	0
Short-Term Suspension	174	129	167
Emergency Exclusion	4	1	3
Totals	179	130	170

Table 20- Total Middle School Out of School Resolutions

Resolutions	2016/17	2017/18	2018/19
Expulsion	11	8	3
Mandatory Reassignment	0	0	1
Long-Term Suspension	57	59	36
Short-Term Suspension	578	453	573
Emergency Exclusion	19	23	4
Totals	665	543	617

Table 21 - Total High School Out of School Resolutions

Resolutions	2016/17	2017/18	2018/19
Expulsion	53	50	48
Mandatory Reassignment	0	0	0
Long-Term Suspension	100	98	112
Short-Term Suspension	342	427	469
Emergency Exclusion	8	7	5
Totals	503	582	634

Table 22 - Total District Out of School Disciplinary Resolutions

Resolutions	2016/17	2017/18	2018/19
Expulsion	64	58	51
Mandatory Reassignment	0	0	1
Long-Term Suspension	158	157	148
Short-Term Suspension	1,094	1,009	1,209
Emergency Exclusion	31	31	12
Totals	1,347	1,255	1,421

Out of School Resolutions by Grade**Table 23 - Total Out of School Resolutions by Grade**

Resolutions	PK	K	1	2	3	4	5	6	7	8	9	10	11	12	Total
Expulsion	0	0	0	0	0	0	0	0	1	2	8	10	15	15	51
Mandatory Reassignment	0	0	0	0	0	0	0	0	0	1	0	0	0	0	1
Long-Term Suspension	0	0	0	0	0	0	0	4	13	19	28	24	40	20	148
Short-Term Suspension	0	33	31	15	34	25	29	140	217	216	181	139	88	61	1209
Emergency Exclusion	0	0	0	1	1	0	1	1	2	1	2	1	1	1	12
2018/19	0	33	31	16	35	25	30	145	233	239	219	174	144	97	1,421
2017/18	1	7	21	36	18	25	24	146	156	236	185	164	135	101	1,255
2016/17	2	19	21	54	35	10	38	204	206	256	142	164	118	78	1,347

Repeat Offenders

In the 2018-19 there were 2,251 students with four (4) or fewer discipline events. When repeat events were disaggregated, it was found that 263 students had between 5-9 events. There were 72 students with 10-14 events, 37 students with 15-19 events, 18 students with 20-24 events, 10 students with 25-29 events, 5 students with 30-34 events, 2 students with 35-39 events, 2 students with 40-44 events, and 3 students with more than 45 events. Buildings work with students using both Tier 1 and Tier 2 behavior strategies for students who have had 5 or more behavior events.

Table 24 - Repeat Offenses

School	1-4	5-9	10-14	15-19	20-24	25-29	30-34	35-39	40-44	45+
Abbott	11		1							
Ackerman	20	4								
Aldrich	11									
Black Elk	42		2					1		
Bryan	20	11			1					
Cather	12	3								
Cody	31	3	4	2	1				1	
Cottonwood	33	3	3	1	1	1	1			
Disney	63	1	1							
Ezra Millard	17	7	3	1	2			1		1
Harvey Oaks	29	4	1							
Hitchcock	10	2	1							
Holling Heights	20	6	2	1	1		1		1	
Montclair	63	9	3							
Morton	22	1	1			2				
Neihardt	31	1								
Norris	36	2	3	2			2			
Reagan	34	1								
Reeder	27	2			2	1				
Rockwell	18				1					
Rohwer	22	6	3	2		1				
Sandoz	29	5	2	3						
Upchurch	24	3	1	1						
Wheeler	7	2								
Willowdale	17	1	1							2
Andersen MS	156	40	5	3	4	2				
Beadle MS	165	14	4	1	1					
Kiewit MS	131	16	4	4	1					
Millard Central MS	225	43	11	6		1				
Millard North MS	128	20	4	5	1	1	1			
Russell MS	75	13	3		1					
Millard North HS	202	10	2							
Millard South HS	331	23	5	5	1	1				
Millard West HS	139	5	2							
Millard Horizon HS	50	2								
Total	2,251	263	72	37	18	10	5	2	2	3

Ombudsman Education Program

The alternative program known as Ombudsman was implemented during the spring of 2010 for students who had been long-term suspended for ten days or longer and for those students who were expelled from school.

Table 25 - Ombudsman Discipline Enrollment

Resolutions	2016/17	2017/18	2018/19
Long Term Susp Students who attended Ombuds	107	112	99
Expelled Students who attended Ombudsman	47	54	41
Special Circum Students who attended Ombudsman	13	20	19

Alcohol Breath Testing Device Utilization

The use of breath testing devices is regulated by Policy 5490 and related Rule 5490.1. The breath testing device is used to measure alcohol levels in students at the high school and middle school levels. Rule 5490.1 provides that the Board of Education be given annual reports of the utilization of the breath testing devices. These numbers do not include the use of the Alco-Wands.

Table 26 - Breathalyzer Utilization by School

Summary	AMS	BMS	CMS	KMS	NMS	RMS	MIN	MS	MW	HHS	Total
Administered	0	0	0	4	0	0	8	5	10	1	28
Positives	0	0	0	1	0	0	1	4	4	1	11

District Totals by School Year

	2016/17	2017/18	2018/19
Administered	22	27	28
Positives	11	17	11

Discipline Hearings**Table 27 - Discipline Hearings**

Hearings	2016/17	2017/18	2018/19
Requested	12	7	8
Conducted	6	6	6
Upheld	5	6	4

Special Health Care Related Assignments**Table 28- Number of Students with Special Health Related Issues**

Total Population

Condition	Elementary	Middle School	High School	Total	% Population	23,320
Allergies	1,630	1,103	1,850	4,583	19.65%	
Asthma	622	477	842	1,941	8.32%	
Blood Disorders	29	10	28	67	0.29%	
Cancer	4	3	15	22	0.09%	
Cardiac	1	6	0	7	0.03%	
Dermatology	219	93	81	393	1.69%	
Diabetes	19	24	50	93	0.40%	
Endocrine	45	21	61	127	0.54%	
Gastro Intestinal	288	150	182	620	2.66%	
Headache/Migraine	76	119	206	401	1.72%	
Hearing	44	40	42	126	0.54%	
Muscular	23	14	29	66	0.28%	
Orthopedic	108	64	96	268	1.15%	
Vision	45	52	54	151	0.65%	
Other	2,103	999	1,493	4,595	19.70%	
Pregnancy	0	0	2	2	0.01%	
Psychological	668	587	1,079	2,334	10.01%	

Student Health Screens

The majority of screenings performed in the MPS Health Rooms are in Kindergarden, Grades 1, 2, 3, 4, 7, and 10 as well as new students due to state requirements. Differences in numbers in screenings are primarily due to the paperwork that is submitted by parents/guardians.

Table 29 - Number of Health Screenings Performed by Health Care Staff

Screens	Number Administered	Resulting Referrals
Audiometer Tests	12,308	232
Vision Screening	11,185	875
Oral Screening	12,275	130
Diabetic Screenings*	11,361	0
	2016/17	53,173
	2017/18	50,156
	2018/19	47,129

*Diabetic Screenings are not a state required health care screenings.

Health Related Office Visits**Table 30 - Total Health Related Contacts**

Staff	2016/17	2017/18	2018/19
School Nurse /CNA/CMA	108,997	143,150	135,646
Health Para/Other	188,750	160,551	173,507
Totals	297,747	303,701	309,153

COUNSELING/SOCIAL WORKER and STUDENTS AT-RISK**District Counselor Contacts**

At the beginning of the 2012-13 school year our school counselors began documenting their individual contacts with students. After the visit, the counselors document the visit in our student information system using a variety of categories or “contact types”.

Table 31 - Total Counseling Contacts

Total Counseling Contacts	
2016/17	56,266
2017/18	58,331
2018/19	61,130

Table 32 - Counseling Contact Types

Top 5 Contact Types/Reasons	2016/17	2017/18	2018/19
Personal and Social	17,371	17,180	17,557
Academic Planning	10,831	10,317	13,204
Group Participation	4,582	6,418	5,021
Academic Progress	5,807	5,787	6,089
Peer Related Concerns	4,484	4,140	4,559
Other	3,030	2,682	2,670

Table 33 -Total Social Worker Contacts

Total Social Worker Contacts	
2016/17	13,299
2017/18	9,822
2018/19	20,907

Table 34 - Social Worker Contact Types

Top 5 Contact Types/Reasons	2016/17	2017/18	2018/19
Attendance	4,510	4,148	7,175
Personal and Social	1,699	983	3,643
Family Related Concerns	1,225	523	731
Academic Progress	624	539	316
Academic Planning	648	393	828

Crisis Team

The district's crisis team assists staff members working with a crisis situation so they can, in turn, support students and other staff members in coping with loss. The Millard Crisis Team also implements postvention plans to assist teachers, students, and parents in coping with aftermath of loss.

Table 35 - Number of Crisis Team Responses

Response Type	2016/17	2017/18	2018/19
Student Death	3	1	4
Staff Death	1	3	3

Crisis Intervention for Students At-Risk

Counselors and school psychologists identify and intervene with students who are considered to be at-risk and require crisis intervention. Following departmental guidelines, Student Services staff, as well as other building personnel, identify students who are potentially suicidal.

Table 36 - Suicide Interventions

Level	2016/17	2017/18	2018/19
Elementary	50	28	38
Middle School	102	67	78
High School	72	125	80
Totals	224	220	196

Child Abuse and Neglect Reports

Table 37 - Child Abuse and Neglect Reports

Level	2016/17	2017/18	2018/19
Elementary	78	79	104
Middle School	40	61	54
High School	19	23	48
Totals	137	163	206

Connections Student Health Referrals

Connections through Project Harmony is a voluntary mental health referral program that provides our school social workers with a single point of referral for families and students in need of mental health support. Connections coordinators work closely with school staff and contracted therapists to identify needs and to match those needs with the appropriate providers. Students and families are typically "Connected" with a mental health provider within 24 hours and can stay connected with that provider for as many as sixteen

Table 38- Connections Student Health Referrals by Grade

Grade	K	1	2	3	4	5	6	7	8	Total
2018-19 Referrals	12	20	32	36	26	20	38	57	43	284
2017-18 Referrals	6	21	44	36	19	15	41	51	44	277

High School Therapists Referrals

Beginning in February 2018, Millard Public School and The Child's Respite Care Center (CRCC) entered into a partnership that placed three on-site mental health therapists in each of our high schools. The therapists provide an in-house point of referral for our social workers and counselors who may be working families and students in need of this type of assistance. Our school based therapy is optional for families and any in-school sessions are scheduled around core instructional periods.

Table 39 - High School Based Therapist Referrals

Millard North		
Referred	75	
Served	46	
Grade	Male	Female
9	12	8
10	10	3
11	6	4
12	3	0

Millard South		
Referred	60	
Served	45	
Grade	Male	Female
9	7	6
10	6	8
11	8	8
12	1	1

Millard West		
Referred	35	
Served	21	
Grade	Male	Female
9	4	1
10	4	3
11	5	1
12	1	2

Horizon High		
Referred	10	
Served	6	
Grade	Male	Female
9	0	0
10	2	1
11	2	0
12	1	0

Gaggle Reports

The Gaggle surveillance system monitors all student Gmail, and Google Drive accounts. The system alerts designated District and Building administration when a student sends or possesses information containing identified keywords.

Table 40

2017-18	266
2018-19	1024

SECURITY & EMERGENCY MANAGEMENT

Hotline Calls

A 24-hour, seven-day-a-week hotline is maintained for use by Millard students and parents. Students and parents may call to report on any subject. Starting in the 2013-14 school year Millard Public Schools collaborated with the BoysTown National Hotline for suicide intervention and call services.

Table 41 - Number of Safe School Hotline Calls

Topic	2016/17	2017/18	2018/19
Drugs	4	4	3
Alcohol	0	0	2
Gangs	0	0	1
Guns	4	8	6
Bullying/Harassment	5	9	5
Threats	0	2	3
Fights	0	1	1
Suicide/Mental Health	21	33	33
Abuse	2	1	7
Other Safety Concerns	6	7	11
Totals	42	65	72

Contracted Security Responses

In conjunction with our district wide door and building monitoring system, MPS contracts alarm response action with Frontline security. The numbers below represent the total number of responses for the identified school years. These responses occur 24/7 through out the entire year.

Table 42 - Total Responses

2017/18	288
2018/19	297

Scholarship Report

On an annual basis, the High School Counseling Department Heads collect and evaluate student scholarship data. The table below is a summary of their findings.

Table 44 - Summary of Senior Scholarships

Graduates	Class of 2017	Class of 2018	Class of 2019
North	568	539	551
South	488	495	532
West	576	586	630
Totals	1,632	1,620	1,713
Graduates Awarded Scholarships			
North	265	235	282
South	177	153	210
West	274	278	299
Totals	716	666	791
Number of Students Accepting Scholarships			
North	223	211	231
South	161	153	170
West	221	250	239
Totals	605	614	640
Number of Scholarships Accepted			
North	484	421	477
South	286	264	412
West	405	496	461
Totals	1,175	1,181	1,350
Approx. Value of Millard Scholarships Accepted			
North	\$10,779,903	\$7,802,555	\$9,307,770
South	\$6,853,134	\$8,829,459	\$10,957,660
West	\$5,969,845	\$7,007,349	\$6,355,571
Totals	\$23,602,882	\$23,639,363	\$26,621,001
Athletic Scholarship Awarded			
North	30	33	28
South	21	20	27
West	41	48	32
Totals	92	101	87