

Publisher's Fee.....\$ \_\_\_\_\_

Extra Copies.....\$ \_\_\_\_\_

Total.....\$ 58.15

L04184321

SCHOOL DISTRICT NO. 17 NOTICE OF MEETING

Notice is hereby given of a Board of Education meeting of School District No. 17, in the County of Douglas, which will be held at 7:00 p.m. on Monday, April 21, 2003, at 5606 South 147th Street, Omaha, Nebraska. There will be a public hearing at 6:30 p.m. on Rule 6750.1 Curriculum, Instruction, and Assessment Student Fees.

An agenda for such meeting, kept continuously current, is available for public inspection at the office of the superintendent at 5606 South 147th Street, Omaha, Nebraska.

BRAD R. BURWELL

Secretary

April 18, 2003.

STATE OF NEBRASKA

County of Douglas

SS.

Cynthia Hoig

being duly sworn, deposes and says that he/she is Vice President

of The Midlands Business Journal, a legal weekly newspaper published in the City of Omaha, Douglas County, Nebraska, printed in the English language, having a bona fide circulation in Douglas County in excess of 300 copies for more than 52 weeks last year; that the printed notice attached hereto was published in said Midlands Business Journal for 1 consecutive weeks, beginning on April 18, 2003, and ending on April 18, 2003, and said newspaper was during that time and has since been in general circulation in said County and State, and that said newspaper was printed in whole or in part in the office maintained at place of publication.

Cynthia Hoig


Subscribed in my presence, and

sworn to before me this 18th

day of April, 2003.

Ann Massara

Notary Public




Duplicate Affidavits of this Publication have been filed in the office of:


County Court [ ] Clerk of Dist. Court [ ] County Clerk [ ] Sec. State [ ]


**ACKNOWLEDGMENT OF RECEIPT  
OF NOTICE OF MEETING**


The undersigned members of the Board of Education of Millard, Nebraska,  
hereby acknowledge receipt of advance notice of a meeting of said Board of  
Education and the agenda for such meeting held at 7:00 P.M. on  
April 21<sup>st</sup> 2003, at Don Stroh Administrative Center  
5606 South 147th Street


Dated this 21st day of April, 2003

  
\_\_\_\_\_  
Jean Stothert - President

  
\_\_\_\_\_  
Mike Pate - Vice President

  
\_\_\_\_\_  
Brad Burwell - Secretary

  
\_\_\_\_\_  
Mike Kennedy - Treasurer

  
\_\_\_\_\_  
Linda Poole

\_\_\_\_\_  
Julie Johnson

\_\_\_\_\_  
Joe Johnson - Millard North High School

  
\_\_\_\_\_  
Ashlee Freeman - Millard South High School

  
\_\_\_\_\_  
Jenna Coalson - Millard West High School

BOARD OF EDUCATION MEETING - APRIL 21, 2003

NAME:

REPRESENTING:

Barb Waller

MEP

Kate Bennett

Culinary Comp West Jes

Pat Gedshaw

Black Elk - DI Team

Rodney + Ronda Kuehl

Millard South High

Jin & Valerie Olson

MILLARD WEST GIRLS B.B.

Carol Kent Kline

Millard North H.S.

Lindsay Rowell

Randi Hayden

James Coughlin

Millard West

Judy Hughes

Cather

Tara Gleason

Millard West

Alicia Mannick

"

Eric Onisson

Millard West

Cheryl Saker

Millard South

Quandre Fulton

Cather

Fang Ribbe

Millard South

Doug Benson

Millard South

Joe Ellenburger

M.S.

Eric Auth

M.S.

Kelly Oates

MW

Jerry + Dong Cook

Cather

Drew Cook

" "

Steve Britter

MWHS

Ange Bakhusen

MCC

BOARD OF EDUCATION MEETING - APRIL 21, 2003

NAME:

REPRESENTING:

Todd Spethman	MSHS
Jeff Johnson	MSHS
Max VonCleave	MSHS
<del>Fran Blom</del>	<del>Cotton</del>
Jean Howard	"
Jenny Roffman	MSHS
Brad Jarch	MWHS
Mark Teher	"
Ashley Curran	MWHS
Angie Oster	MWHS
Ellie Hess	MWHS
Brett Bakko	MWHS
Spencer Wright	Black Elk
Michelle Wright	Black Elk
R. Dale Bray	MWHS
Kathy Bray	MWHS
Carl Bray	MWHS
Matt Likis	.....
Ryan Jones	MWHS
Julian Constantin	MWHS
Pat Lee	MWHS
Vill Wright	MWHS
Imber Perko	MWHS

BOARD OF EDUCATION MEETING - APRIL 21, 2003

NAME:

REPRESENTING:

Josh Mitchell	Millard South
Bob-Lucy -Nick Edwards	Millard North
Allison Arentz	Millard West
Kaitlin Arentz	Millard West
Matt <del>Edwards</del>	Millard South
Nick Aery	Millard South
Laura Carroll	Millard South
Katie Shabl	Millard North
Billy Dentzer	MS
Lauren Neal	MS
Chris Silve	MS
Christina Lichtenberger	MWHS
Megan Sampson	MWHS
Jeanne Luedtke	MSHS
Stacey Zink	MSHS
Ann Peters	MWHS
Amber King	MWHS
Lauren Reitzmeier	MWHS
Shannon Osborn	MWHS
Josh Barber	MSHS
Dorothy <del>Jan</del>	MWHS
JACK SOAPPAN	MSHS
Kim Sam Mills	MSHS
Buzz Johnson	MSHS

BOARD OF EDUCATION MEETING - APRIL 21, 2003

<u>NAME:</u>	<u>REPRESENTING:</u>
Katie Parks	M. West.
Eric Hanson	M. West
Nila Nielsen	Cather
Kim Minnis	MW
Kelly Johnson	MW
Chelsea Kobza	MW
Tony Levy	MEA
Carol Clark	CMS
Hillary Addison	MW
Jim Kirim	MS
Michael Marsh	MS
Chris Johnson	
Kip Colony	MW
Catie Dagle	MS
Catherine Andersen	MW
Barb Wilson	Cather
Kathy Hasselbalch	Cather
Spicy Angles	M.W.H.S.
CARL AND NANCY ANDERSEN	M.W.H.
Kyle Fasn	MS
Chris Revord	MS
Bred Stutz	MS

BOARD OF EDUCATION MEETING - APRIL 21, 2003

NAME:

REPRESENTING:

Toni Duffek

MWHS

Julia Brewer

MWHS

James Hudson

MWHS

MJ Collette

MWHS

Dobbie Finnicum

MWHS

Nick Bohrenkamp

MSHS

Erin Burns

MWHS



*BOARD OF EDUCATION  
MEETING*



*APRIL 21, 2003*



BOARD OF EDUCATION  
MILLARD PUBLIC SCHOOLS  
OMAHA, NEBRASKA

BOARD OF EDUCATION MEETING  
7:00 P.M.

STROH ADMINISTRATION CENTER  
5606 SOUTH 147th STREET  
APRIL 21, 2003

**6:30 p.m. PUBLIC HEARING on Rule 6750.1 – Curriculum, Instruction, and Assessment – Student Fees**

**AGENDA**

Call to Order

- A. Call to Order
- B. Pledge of Allegiance
- C. Roll Call
- D. Public Comments on agenda items - This is the proper time for public questions and comments on agenda items only. Please make sure a request form is given to the Board President before the meeting begins.
- E. Routine Matters\*
  - 1. \*Approval of Board of Education Minutes – March 17, 2003
  - 2. \*Approval of Special Board of Education Minutes – April 16, 2003
  - 3. \*Approval of Bills
  - 4. \*Receive the Treasurer's Report and Place on File.
  - 5. Summary of Board Committee of the Whole Meeting – April 14, 2003
- F. Information Items
  - 1. Employees of the Month
  - 2. Showcase: Winter Sports, State Culinary Competition, Family, Community and Career Leaders of America, and Destination Imagination, Nebraska Technology Celebration Award
  - 3. Superintendent's Report
  - 4. Board Comments/Announcement
  - 5. Report from Student Representatives
- G. Unfinished Business
- H. New Business
  - 1. Approval of Rule 5600.2 – Pupil Services – Student Health – Possession and Use of Medication
  - 2. Approval of Rule 5600.6 – Pupil Services – Student Health – Procedures for Use of Automated External Defibrillators
  - 3. Custodian and Maintenance Management Contract Amendment
  - 4. Approval of ELO Re-teaching Courses
  - 5. Approval of Rule 6750.1 – Curriculum, Instruction, and Assessment – Student Fees
  - 6. Approval of Calendar Amendment

7. Personnel Action: Leave(s) of Absence, Resignation(s), Amendments to Continuing Contracts, Teacher(s) for Hire
8. Collective Bargaining Negotiations (Executive Session)

I. Reports

1. Enrollment Report
2. Parent Survey
3. Construction Report
4. Quarterly Investment Report
5. Classroom Grant Winners
6. Strategic Planning Quarterly Report
7. Update on Alternative Middle School
8. Industrial Technology Academies

J. Future Agenda Items/Board Calendar.

1. Town Hall Meeting on Monday, April 28, 2003 at 7 p.m. at Millard North High School
2. Board of Education Meeting on May 5, 2003 at 7 p.m. at the Don Stroh Administration Center, 5606 South 147<sup>th</sup> Street.
3. Millard Public Schools Foundation Hall of Fame Dinner on Friday, May 9, 2003 at Holiday Inn Central
4. Committee of the Whole Meeting on May 12, 2003 at 7 p.m. at the Don Stroh Administration Center, 5606 South 147<sup>th</sup> Street
5. Board of Education Meeting on Monday, May 19, 2003 at 7 p.m. at the Don Stroh Administration Center, 5606 South 147<sup>th</sup> Street
6. Employee Recognition Dinner at Georgetown Club – 5:30 p.m. Social, 6:30 p.m. Dinner
7. 2003 High School Graduations, Sunday May 25, 2003, Millard West at 1 p.m., Millard North at 4 p.m. and Millard South at 7 p.m. at Civic Auditorium
8. Board of Education Meeting on Monday, June 2, 2003 at 7 p.m. at the Don Stroh Administration Center, 5606 South 147<sup>th</sup> Street
9. Committee of the Whole Meeting on Monday, June 9, 2003 at 7 p.m. at the Don Stroh Administration Center, 5606 South 147<sup>th</sup> Street
10. Board of Education Meeting on Monday, June 16, 2003 at 7 p.m. at the Don Stroh Administration Center, 5606 So. 147<sup>th</sup> Street

K. Public Comments - This is the proper time for public questions and comments on any topic. Please make sure a request form is given to the Board President before the meeting begins.

L. Adjournment

All items indicated by an asterisk (\*) will comprise the Consent Agenda and may be acted on in a single motion. Items may be deleted from the Consent Agenda by request of any board member.

BOARD OF EDUCATION  
MILLARD PUBLIC SCHOOLS  
OMAHA, NEBRASKA

BOARD OF EDUCATION MEETING  
7:00 P.M.

STROH ADMINISTRATION CENTER  
5606 SOUTH 147TH STREET  
APRIL 21, 2003

**6:30 P.M. PUBLIC HEARING ON Rule 6750.1 – Curriculum, Instruction, and  
Assessment – Student Fees**

ADMINISTRATIVE MEMORANDUM

- A. Call to Order
- B. Pledge of Allegiance
- C. Roll Call
- D. Public Comments on agenda items - This is the proper time for public questions and comments on agenda items only. Please make sure a request form is given to the Board President prior to the meeting.
- \*E.1. Motion by \_\_\_\_\_, seconded by \_\_\_\_\_, to approve the Board of Education Minutes of March 17, 2003. (See enclosure.)
- \*E.2. Motion by \_\_\_\_\_, seconded by \_\_\_\_\_, to approve the Special Board of Education Minutes – April 16, 2003. (See enclosure.)
- \*E.3. Motion by \_\_\_\_\_, seconded by \_\_\_\_\_, to approve bills. (See enclosure.)
- \*E.4. Motion by \_\_\_\_\_, seconded by \_\_\_\_\_, to receive the treasurer's report and place on file. (See enclosure.)
- E.5. Summary of Board Committee of the Whole Meeting – April 14, 2003
- F.1. Employees of the Month
- F.2. Showcase: Winter Sports, State Culinary Competition, Family, Community and Career Leaders of America, and Destination Imagination, Nebraska Technology Celebration Award
- F.3. Superintendent's Report
- F.4. Board Comments/Announcement
- F.5. Reports from Student Representatives
- H.1. Motion by \_\_\_\_\_, seconded by \_\_\_\_\_, to approve Rule 5600.2- Pupil Services – Student Health - Possession and Use of Medication. (See enclosure.)

Administrative Memorandum

April 21, 2003

Page 2

- H.2. Motion by \_\_\_\_\_, seconded by \_\_\_\_\_, to approve Rule 5600.6 Pupil Services – Student Health – Procedures for Use of Automated External Defibrillators. (See enclosure.)
- H.3. Motion by \_\_\_\_\_, seconded by \_\_\_\_\_, that the District amend its custodial, maintenance, and grounds management contract with Sodexo America, LLC to include services related to a HVAC mechanical engineer and a HVAC controls specialist; that such amendment be consistent with the draft amendment submitted; and, that the Associate Superintendent for General Administration be authorized and directed to review and approve the final language of the amendment and to execute it on behalf of the District. (See enclosure.)
- H.4. Motion by \_\_\_\_\_, seconded by \_\_\_\_\_, to approve ELO Re-Teaching Classes. (See enclosures.)
- H.5. Motion by \_\_\_\_\_, seconded by \_\_\_\_\_, to approve 6750.1 – Curriculum, Instruction, and Assessment – Student Fees. (See enclosure.)
- H.6. Motion by \_\_\_\_\_, seconded by \_\_\_\_\_, to set the last day of school for Wednesday, May 28, 2003, and that it will be a half-day. (See enclosure.)
- H.7. Motion by \_\_\_\_\_, seconded by \_\_\_\_\_, to approve Personnel Actions: Resignation(s), Leave(s) of Absence, Amendment to Continuing Contracts, and Teacher(s) for Hire (See enclosures.)
- H.8. Collective Bargaining Negotiations (Executive Session)

I. Reports

1. Enrollment Report
2. Parent Survey
3. Construction Report
4. Quarterly Investment Report
5. Classroom Grant Winners
6. Strategic Planning Quarterly Report
7. Update on Alternative Middle School
8. Industrial Technology Academies

J. Future Agenda Items/Board Calendar

1. Town Hall Meeting on Monday, April 28, 2003 at 7 p.m. at Millard North High School
2. Board of Education Meeting on May 5, 2003 at 7 p.m. at the Don Stroh Administration Center, 5606 South 147<sup>th</sup> Street.
3. Millard Public Schools Foundation Hall of Fame Dinner on Friday, May 9, 2003 at Holiday Inn Central
4. Committee of the Whole Meeting on May 12, 2003 at 7 p.m. at the Don Stroh Administration Center, 5606 South 147<sup>th</sup> Street

Administrative Memorandum

April 21, 2003

Page 3

5. Board of Education Meeting on Monday, May 19, 2003 at 7 p.m. at the Don Stroh Administration Center, 5606 South 147<sup>th</sup> Street
6. Employee Recognition Dinner at the Georgetown Club – 5:30 p.m. Social, 6:30 p.m. Dinner
7. 2003 High School Graduations, Sunday May 25, 2003, Millard West at 1 p.m., Millard North at 4 p.m. and Millard South at 7 p.m. at Civic Auditorium
8. Board of Education Meeting on Monday, June 2, 2003 at 7 p.m. at the Don Stroh Administration Center, 5606 South 147<sup>th</sup> Street
9. Committee of the Whole Meeting on Monday, June 9, 2003 at 7 p.m. at the Don Stroh Administration Center, 5606 South 147<sup>th</sup> Street
10. Board of Education Meeting on Monday, June 16, 2003 at 7 p.m. at the Don Stroh Administration Center, 5606 So. 147<sup>th</sup> Street

K. Public Comments - This is the proper time for public questions and comments on any topic. Please make sure a request form is given to the Board President before the meeting begins.

L. Adjournment

All items indicated by an asterisk (\*) will comprise the Consent Agenda and may be acted on in a single motion. Items may be deleted from the Consent Agenda by request of any board member.

K. Public Comments - This is the proper time for public questions and comments on any topic. Please make sure a request form is given to the Board President before the meeting begins.

L. Adjournment

All items indicated by an asterisk (\*) will comprise the Consent Agenda and may be acted on in a single motion. Items may be deleted from the Consent Agenda by request of any board member.

## SCHOOL DISTRICT NO 17

A meeting was held of the Board of Education of the School District No. 17, in the County of Douglas in the State of Nebraska. This meeting was convened in open and public session at 7:00 p.m., Monday, March 17, 2003, the Don Stroh Administration Center, 5606 South 147<sup>th</sup> Street.

PRESENT: Brad Burwell, Jean Stothert, Linda Poole, Julie Johnson, and Mike Kennedy

ABSENT: Mike Pate

Notice of this meeting was given to all members of the Board of Education and a copy of their Acknowledgment of Receipt of Notice and the agenda are attached to these minutes. Availability of the agenda was communicated in advance notice and in the notice of the Board of Education of this meeting. All proceedings hereafter shown were taken while the convened meeting was open to the attendance of the public.

At 7:00 p.m. Jean Stothert called the meeting to order and asked everyone to say the Pledge of Allegiance.

Roll call was taken and members present were: Jean Stothert, Brad Burwell, Mike Kennedy, Julie Johnson and Linda Poole. Absent was Mike Pate

Motion by Mike Kennedy, seconded by Brad Burwell, to excuse Mike Pate from the meeting. Upon roll call vote, all members voted aye. Motion carried.

Motion by Mike Kennedy, seconded by, Brad Burwell, to approve the Board of Education minutes of March 3, 2003, approve the bills and to receive the treasurer's report and place on file. Upon roll call vote, all members voted aye. Motion carried.

Jean Stothert summarized the Board Committee of the Whole meeting from March 10, 2003. Topics of discussion included the budget and a Policy 5600.6 Student Services – Procedures for Use of Automated External Defibrillators.

### Superintendent's Highlights:

1. This week is spring break for the student. The District's office will be closed on Friday. A question came up about why there was a Board meeting during spring break. In the future if the Board wants to change the dates of meetings, it is always the Board's prerogative.
2. On Tuesday, March 18, 2003 there is a luncheon meeting in Lincoln with the state senators, which is being sponsored by the NASB/Metropolitan Area Boards of Education.

3. The next regular Board meeting will be on April 21, 2003. At the Committee meeting on April 14, 2003 discussion will include AP/honor classes and class rank. Bill Mueller will also be here to give us an update on several of the legislature bills that will impact the Millard Schools.
4. The Town Hall meetings are scheduled for March 24, 2003 at Millard West High School, March 31, 2003 at Millard South High School and on April 28, 2003 at Millard North High School. All meetings will begin at 7 p.m.
5. The National Federation of Urban Suburban School District's Executive Board will be in Omaha on May 3, 2003 to meet with the Board of Education.
6. On Wednesday, April 16, 2003 at noon, there will be a special meeting to refund some bonds. In this transaction the District will have a savings of a million plus dollars.

**COMMENTS FROM THE BOARD:**

Julie Johnson had a questions in regards to technology and the how email correspondence is impacted by the public meeting laws. Is the District working on a policy how emails among board members, and it being public record and having to download all of the data.

Duncan Young and Mark Feldhausen reported they have been meeting to discuss how a policy can be developed. They are exploring options, cost, how the emails can be retained, and for how long, and how to keep it in a manageable policy. A recommendation will be coming before the Board in the next couple of months.

Linda Poole reported she would be meeting with the NASB Conference Planning Committee. They will be deciding who will be speakers at the conference, so if any board member or member of the administration would like to speak at the conference, let Mrs. Poole know. The NASB Board of Directors will be involved in strategic planning, and will have their regular meeting on Saturday.

Mrs. Poole indicated she would be late to the Special Board meeting, because she has a meeting prior to it that ends at 11:30 a.m., but would be available on April 15, 2003.

Jean Stothert reported on the Metropolitan Area Board of Education meeting she attended last week at Millard South High School. Jon Lopez and Kim Saum Mills presented on the New Frontier program at South and also gave the group a tour while the students were in session.

2.

Mrs. Stothert wanted to thank Jon Lopez and Kim Saum Mills for doing a great job in presenting on the New Frontier program. One other topic that was shared was what the district's policies and rules were on public speaking and public comments at board meetings.

Mrs. Stothert said she visited with the school resource officer at Millard South High School. And, after speaking to the officer it made you appreciate that the officers were in the building.

Mrs. Stothert said she was a judge at Aldrich Elementary last week for The Modern Woodman of America speech contest. The topic the students spoke on was "What a Hero Means to Them". The students did a great job. Mrs. Stothert said she was very appreciative that she was invited to Aldrich.

Mrs. Stothert said she would be attending the M.A.B.E. sponsored luncheon on Tuesday in Lincoln.

Mrs. Stothert congratulated the staff for their production of "Footloose". Congratulations to Robin Baker.

Brad Burwell said he would be reading at Sandoz on April 9, 2003.

Mr. Burwell noted that he would be available on April 16, 2003 for the special board meeting.

Mr. Burwell is in favor of endorsing the School Resource Officer in the high school and middle school levels. He said he knows there is a cost to this, but the cost will be money well spent.

Mike Kennedy said he would be available on April 16, 2003 at noon for the special board meeting.

Mr. Kennedy also thanked Dr. Lutz for having the demonstration on the Automated External Defibrillator at the Committee meeting.

Mrs. Stothert recognized Boy Scout Troop 494 who attended the board meeting.

Julie Johnson provided the final reading for Policy 1125 - Community – Communications with the Board of Education. Motion by Julie Johnson, seconded by Linda Poole, to approve Policy 1125 - Community – Communications with the Board of Education. Upon roll call vote, all members voted aye. Motion carried.

Linda Poole provided the final reading for Policy 4401- Personnel – Longevity Stipend. Motion by Linda Poole, seconded by Julie Johnson, to approve Policy 4401 – Personnel – Longevity Stipend. Upon roll call vote, all members voted aye. Motion carried.



Brad Burwell provided the final reading for Policy 4510 – Personnel – Leaves of Absence. Motion by Brad Burwell, seconded by Julie Johnson, to approve Policy 4510 – Personnel – Leaves of Absence. Upon roll call vote, all members voted aye. Motion carried.

Mike Kennedy provided the final reading for Policy 5146 – Pupil Services – Student Accident Insurance. Motion by Mike Kennedy, seconded by Brad Burwell, to approve Policy 5146 – Pupil Services – Student Accident Insurance. Upon roll call vote, all members voted aye. Motion carried.

Motion by Brad Burwell, seconded by Julie Johnson, to approve Rule 4510.1 – Personnel – Illness, Injury, Disability, Rule 4510.2 – Personnel – Long Term Disability – Group Insurance Protection Plan, Rule 4510.3 – Personnel – Business and Emergency Leave, Rule 4510.4 – Personnel – Leave Without Pay, Rule 4510.5 – Personnel – Extended Leave Without Pay, Rule 4510.6 – Personnel – Family and Medical Leave Act (“FMLA”), Rule 4510.7 – Personnel – Perpetually Infectious Diseases, Rule 4510.8 – Personnel – Family Death Leave, Rule 4510.9 – Personnel – Professional Leave, Rule 4510.10 – Personnel – Association Leave, Rule 4510.11 – Personnel – Sabbatical Leave, Rule 4510.12 – Personnel – Jury Duty – Election Boards – Subpoenas, Rule 4510.13 – Personnel – Inclement Weather, Rule 4510.14 – Uniform Service Leave (Military Leave of Absence), and Rule 4510.15 – Personnel – Pre-Retirement Seminars. Upon roll call vote, all members voted aye. Motion carried.

Motion by Linda Poole, seconded by Brad Burwell, to approve Personnel Action: Resignation(s): Dayna Coufal, Nicole Crawford, Julie Ilkger, Ann Giebler, and Margaret Wurtz; Leave(s) of Absence: Kim Baker, Michelle Connaghan, and Amy Kelly; Association Leave of Absence: Anthony Levy; Teacher(s) for Hire: Julie Anthony-Naber, Kelly Branecki, Sarah Determan, Laura Powers, and Julie Snyder; and Local Option Substitute Teacher(s) for Hire: Judith Moyer. Upon roll call vote, all members voted aye. Motion carried.

Delayed to the end of the meeting for Executive Session were Collective Bargaining Negotiations and a Student Personnel Action.

Reports included: A Construction Report, A Legislative Update, and an update on the SIMS Integrated Grade Book Project.

Future Agenda Items/Board Calendar: A Town Hall Meeting will be held on Monday, March 24, 2003 at 7 p.m. at Millard West High School. A Town Hall Meeting will be held on Monday, March 31, 2003 at 7 p.m. at Millard South High School. A Committee of the Whole Meeting will be held on April 14, 2003 at 7 p.m. at the Don Stroh Administration Center, 5606 South 147<sup>th</sup> Street. A Board of Education Meeting will be held on April 21, 2003 at 7 p.m. at the Don Stroh Administration Center, 5606 South 147<sup>th</sup> Street. A Town Hall Meeting will be held on Monday, April 28, 2003 at 7 p.m. at Millard North High School. A Board of Education Meeting

will be held on May 5, 2003 at 7 p.m. at the Don Stroh Administration Center, 5606 South 147<sup>th</sup> Street. A Committee of the Whole Meeting will be held on May 12, 2003 at 7 p.m. at the Don Stroh Administration Center, 5606 South 147<sup>th</sup> Street. A Board of Education Meeting will be held on Monday, May 19, 2003 at 7 p.m. at the Don Stroh Administration Center, 5606 South 147<sup>th</sup> Street. High School Graduations will be held on Sunday May 25, 2003, Millard West at 1 p.m., Millard North at 4 p.m. and Millard South at 7 p.m. at Civic Auditorium. A Board of Education Meeting will be held on Monday, June 2, 2003 at 7 p.m. at the Don Stroh Administration Center, 5606 South 147<sup>th</sup> Street. A Committee of the Whole Meeting will be held on Monday, June 9, 2003 at 7 p.m. at the Don Stroh Administration Center, 5606 South 147<sup>th</sup> Street. A Board of Education Meeting will be held on Monday, June 16, 2003 at 7 p.m. at the Don Stroh Administration Center, 5606 So. 147<sup>th</sup> Street.

**COMMENTS FROM THE PUBLIC:** A parent spoke to the board to encourage the continued placement of special education students at Rohwer and Wheeler Elementary Schools.

At 7:33 p.m. Mike Kennedy made a motion, seconded by Brad Burwell, to go into Executive Session for collective bargaining negotiations and student personnel action. Upon roll call vote, all members voted aye. Motion carried.

Motion by Mike Kennedy, seconded by Brad Burwell, to come out of Executive Session. Upon roll call vote, all members voted aye. Motion carried.

Motion by Linda Poole, seconded by Brad Burwell, to uphold the administration to not restore student to Central Middle School. Upon roll call vote, all members voted aye. Motion carried.

Jean Stothert adjourned the meeting.



SECRETARY

MILLARD PUBLIC SCHOOLS  
SCHOOL DISTRICT NO. 17

A special meeting was held of the Board of Education of the School District No. 17, in the County of Douglas in the State of Nebraska. This meeting was convened in open and public on Wednesday, April 16, 2003, at 12:15 p.m. at the Don Stroh Administration Center, 5606 South 147th Street.

PRESENT: Mike Pate, Linda Poole, Brad Burwell and Mike Kennedy

ABSENT: Jean Stothert and Julie Johnson

Notice of this meeting was given in advance thereof by publication in the Midlands Business Journal on March 28, 2003; a copy of the publication is being attached to these minutes. Notice of this meeting was given to all members of the Board of Education and a copy of their Acknowledgment of Receipt of Notice and the agenda are attached to these minutes. Availability of the agenda was communicated in advance notice and in the notice of the Board of Education of this meeting. All proceedings hereafter shown were taken while the convened meeting was open to the attendance of the public.

---

Mike Pate opened the meeting.

Mr. Pate said let the record show that Mike Pate, Mike Kennedy, Brad Burwell and Linda Poole were present. Absent: Jean Stothert and Julie Johnson.

Motion by Brad Burwell seconded by Mike Kennedy, to hereby move the adoption by this Board of Education of the Resolution authorizing the issuance and sale of \$32,080,000 General Obligation Refunding Bonds, Series 2003, of Douglas County School District 017, in the State of Nebraska, also known as Millard Public Schools; designating for redemption certain General Obligation indebtedness of the District; directing the giving of notices of such redemption; appointing a paying agent, registrar and escrow agent; and related matters. Upon roll call vote, all members voted aye. Motion carried.

The gross savings to the Millard Public Schools will be \$1,662,606; net present value savings will be \$1,302,312.

Motion by Mike Kennedy, seconded by Brad Burwell, to adjourn the meeting. Upon roll call vote, all members voted aye. Motion carried.

Mike Pate adjourned the meeting.

  
SECRETARY

**Fee Fund Receipts FY02-03**  
Through March 31, 2003

**Fee Policy Waivers FY02-03**  
# of Students / Activity

**Fee Fund Receipts FY02-03**

Through March 31, 2003

	Extra-Curricular Activities			After-School	Post Secondary	Total
	Field Trips	Clubs	Participation/Pass			
<b>Elementaries</b>						
Abbott	2,139.71					2,139.71
Ackerman	3,600.40					3,600.40
Aldrich	1,943.75	361.50				2,305.25
Black Elk	3,553.04	2,540.00				6,093.04
Bryan	1,003.83					1,003.83
Cather	1,211.90					1,211.90
Cody	1,346.58					1,346.58
Cottonwood	935.76					935.76
Disney	860.20					860.20
Ezra Millard	938.25					938.25
Harvey Oaks	800.45					800.45
Hitchcock	884.18					884.18
Holling Heights	629.75					629.75
Montclair	3,087.12					3,087.12
Morton	1,224.17					1,224.17
Neihardt	3,403.20					3,403.20
Norris	1,662.10	82.65				1,744.75
Rockwell	3,097.60					3,097.60
Rohwer	2,062.73	615.00				2,677.73
Sandoz	1,440.75					1,440.75
Wheeler	1,956.15					1,956.15
Willowdale	1,310.95					1,310.95
<b>Subtotal Elementaries</b>	<b>39,092.57</b>	<b>3,599.15</b>				<b>42,691.72</b>
<b>Middle Schools</b>						
Andersen Middle	2,152.66	2,104.52	6,967.80			11,224.98
Beadle Middle	3,053.00	2,114.10	5,695.00			10,862.10
Central Middle	4,576.50	5,640.90	13,246.00			23,463.40
Kiewit Middle	9,755.00	477.00	15,213.00	16,020.00		41,465.00
North Middle	4,510.60	1,139.00	10,833.00			16,482.60
Russell Middle	9,293.92	1,324.00	13,951.00			24,568.92
<b>Subtotal Middle Schools</b>	<b>33,341.68</b>	<b>12,799.52</b>	<b>65,905.80</b>	<b>16,020.00</b>		<b>128,067.00</b>
<b>Educational Svcs (HAL)</b>	<b>2,513.00</b>					<b>2,513.00</b>
<b>High Schools</b>						
Millard West High	FY02-03	7,701.25	53,474.14	983.50	9,630.00	
Millard West High	August 2002	1,180.00	3,295.00	27,466.00		
			(choir trip)			<b>103,729.89</b>
Millard North High	FY02-03	159,906.00	14,669.00	2,203.25	24,686.00	
Millard North High	August 2002	3,740.00	3,510.00	34,738.00		
			(band trip)			<b>243,452.25</b>
Millard South High	FY02-03	1,916.90	53,089.50	2,288.85	5,840.00	
Millard South High	August 2002		(DECA)	16,790.00		
						<b>79,925.25</b>
<b>Subtotal High Schools</b>		<b>169,524.15</b>	<b>128,037.64</b>	<b>84,469.60</b>	<b>40,156.00</b>	<b>427,107.39</b>
<b>District-wide Totals</b>						
		<b>244,471.40</b>	<b>144,436.31</b>	<b>150,375.40</b>	<b>16,020.00</b>	<b>40,156.00</b>
						<b>600,379.11</b>

**Fee Policy Waivers FY02-03**

# of Students / Activity

	Extra-Curricular Activities			Spectator Admission	Materials for Projects/Classes	Extra-Curricular Music
	Field Trips	Clubs	Participation/Pass			
<b>Elementaries</b>						
Abbott						
Ackerman						
Aldrich						
Black Elk	3					
Bryan	2					
Cather						
Cody	1					
Cottonwood						
Disney						
Ezra Millard						
Harvey Oaks						
Hitchcock						
Holling Heights						
Montclair						
Morton						
Neihardt						
Norris						
Rockwell	2					
Rohwer						
Sandoz						
Wheeler						
Willowdale						
<b>Subtotal Elementaries</b>						
<b>Middle Schools</b>						
Andersen Middle	2	4	5		2	
Beadle Middle						
Central Middle	8	2	10		11	
Kiewit Middle	1		3			
North Middle						
Russell Middle						
<b>Subtotal Middle Schools</b>						
<b>Educational Svcs (HAL)</b>						
<b>High Schools</b>						
Millard West High	6	2	14		3	3
Millard North High	3		6		5	2
Millard South High	4	3	20		10	2
<b>Subtotal High Schools</b>						
<b>District-wide Totals</b>	<b>32</b>	<b>11</b>	<b>58</b>		<b>31</b>	<b>7</b>

ALL Data

# Current Cash Balance Report

Arranged by:

Date: 09/01/2002 thru 03/30/2003

Group ID and Activity Number

Activity Number and Name	Beginning Cash	Receipts	Disbursements	Adjustments	Cash Balance
<b>A Extra-Curricular Activities</b>					
1000 Kindergarten Field Trips	0.00	0.00	0.00	0.00	0.00
1001 First Grade Field Trip	0.00	0.00	0.00	0.00	0.00
1002 Second Grade Field Trip	0.00	356.00	0.00	0.00	356.00
1003 Third Grade Field Trip	0.00	487.00	0.00	0.00	487.00
1004 Fourth Grade Field Trip	0.00	655.90	0.00	0.00	655.90
1005 Fifth Grade Field Trip	0.00	640.81	0.00	0.00	640.81
A Extra-Curricular Activities Totals:	0.00	2,139.71	0.00	0.00	2,139.71
Report Totals:	0.00	2,139.71	0.00	0.00	2,139.71

# Current Cash Balance Report

ALL Data

Arranged by:

Date: 09/01/2002 thru 03/30/2003

Group ID and Activity Number

Activity Number and Name	Beginning Cash	Receipts	Disbursements	Adjustments	Cash Balance
<b>A Extra-Curricular Activities</b>					
1000 Field Trips	0.00	0.00	0.00	0.00	0.00
1001 Kdg.	0.00	725.25	0.00	0.00	725.25
1010 First Grade	0.00	167.50	0.00	0.00	167.50
1020 Second Grade	0.00	709.20	0.00	0.00	709.20
1030 Third Grade	0.00	552.45	0.00	0.00	552.45
1040 Fourth Grade	0.00	527.00	0.00	0.00	527.00
1050 Fifth Grade	0.00	561.50	0.00	0.00	561.50
1060 Primary Center	0.00	357.50	0.00	0.00	357.50
1070 Sped	0.00	0.00	0.00	0.00	0.00
2000 Clubs	0.00	0.00	0.00	0.00	0.00
2010 Choir	0.00	0.00	0.00	0.00	0.00
2050 Student Council	0.00	0.00	0.00	0.00	0.00
<b>A Extra-Curricular Activities Totals:</b>	<b>0.00</b>	<b>3,600.40</b>	<b>0.00</b>	<b>0.00</b>	<b>3,600.40</b>
<b>Report Totals:</b>	<b>0.00</b>	<b>3,600.40</b>	<b>0.00</b>	<b>0.00</b>	<b>3,600.40</b>

Ackerman

Att. Shirley



# Current Cash Balance Report

ALL Data

Arranged by:

Date: 08/01/2002 thru 03/31/2003

Group ID and Activity Number

Activity Number and Name	Beginning Cash	Receipts	Disbursements	Adjustments	Cash Balance
<b>A Extra-Curricular Activities</b>					
1000 Field Trips	0.00	0.00	0.00	0.00	0.00
1010 First Grade	0.00	270.00	0.00	0.00	270.00
1020 Second Grade	0.00	413.00	0.00	0.00	413.00
1030 Third Grade	0.00	0.00	0.00	0.00	0.00
1040 Fourth Grade	0.00	517.00	0.00	0.00	517.00
1050 Fifth Grade	0.00	0.00	0.00	0.00	0.00
1060 Kindergarten	0.00	743.75	0.00	0.00	743.75
2000 Clubs	0.00	0.00	0.00	0.00	0.00
2010 Choir	0.00	361.50	0.00	0.00	361.50
2050 Student Council	0.00	0.00	0.00	0.00	0.00
<b>A Extra-Curricular Activities Totals:</b>	<b>0.00</b>	<b>2,305.25</b>	<b>0.00</b>	<b>0.00</b>	<b>2,305.25</b>
<b>Report Totals:</b>	<b>0.00</b>	<b>2,305.25</b>	<b>0.00</b>	<b>0.00</b>	<b>2,305.25</b>

ALL Data

# Current Cash Balance Report

Arranged by:  
Group ID and Activity Number

Date: 09/01/2002 thru 03/31/2003

Activity Number and Name	Beginning Cash	Receipts	Disbursements	Adjustments	Cash Balance
<b>A Extra-curricular</b>					
210 Mini Classes	0.00	2,540.00	0.00	0.00	2,540.00
616 fees fund/field trips	0.00	3,555.04	0.00	-2.00	3,553.04
<b>A Extra-curricular Totals:</b>	<u>0.00</u>	<u>6,095.04</u>	<u>0.00</u>	<u>-2.00</u>	<u>6,093.04</u>
Report Totals:	0.00	6,095.04	0.00	-2.00	6,093.04

*Bryan*

# Current Cash Balance Report

ALL Data

Date: 09/01/2002 thru 03/31/2003

Arranged by:  
Group ID and Activity Number

Activity Number and Name	Beginning Cash	Receipts	Disbursements	Adjustments	Cash Balance
<b>A Extra-Curricular Activities</b>					
1001 Kindergarten	0.00	341.36	0.00	0.00	341.36
1010 First Grade	0.00	0.00	0.00	0.00	0.00
1020 Second Grade	0.00	512.47	0.00	0.00	512.47
1030 Third Grade	0.00	0.00	0.00	0.00	0.00
1040 Fourth Grade	0.00	0.00	0.00	0.00	0.00
1050 Fifth Grade	0.00	150.00	0.00	0.00	150.00
A Extra-Curricular Activities Totals:	<u>0.00</u>	<u>1,003.83</u>	<u>0.00</u>	<u>0.00</u>	<u>1,003.83</u>
Report Totals:	0.00	1,003.83	0.00	0.00	1,003.83

ALL Data

# Current Cash Balance Report

Arranged by:  
Group ID and Activity Number

Date: 09/01/2002 thru 03/31/2003

Activity Number and Name	Beginning Cash	Receipts	Disbursements	Adjustments	Cash Balance
1000 EXTRA-CURRICULUM ACTIVITIES	0.00	0.00	0.00	0.00	0.00
Totals:	0.00	0.00	0.00	0.00	0.00
<b>A EXTRA-CURRICULAR ACTIVITIES</b>					
1000 KINDERGARTEN	0.00	335.00	0.00	0.00	335.00
1001 FIELD TRIP (MISC)	0.00	0.00	0.00	0.00	0.00
1010 FIRST GRADE	0.00	0.00	0.00	0.00	0.00
1020 SECOND GRADE	0.00	321.65	0.00	0.00	321.65
1030 THIRD GRADE	0.00	0.00	0.00	0.00	0.00
1040 FOURTH GRADE	0.00	96.00	0.00	0.00	96.00
1050 FIFTH GRADE	0.00	459.25	0.00	0.00	459.25
2000 CLUBS	0.00	0.00	0.00	0.00	0.00
2050 STUDENT COUNCIL	0.00	0.00	0.00	0.00	0.00
A EXTRA-CURRICULAR ACTIVITIES Totals:	0.00	1,211.90	0.00	0.00	1,211.90
Report Totals:	0.00	1,211.90	0.00	0.00	1,211.90

ALL Data

# Current Cash Balance Report

Arranged by:  
Group ID and Activity Number

Date: 09/01/2002 thru 03/31/2003

Activity Number and Name	Beginning Cash	Receipts	Disbursements	Adjustments	Cash Balance
<b>A Extra-Curricular Activities</b>					
1000 Field Trips	0.00	0.00	0.00	0.00	0.00
1005 Kindergarten Field Trips	0.00	484.25	0.00	0.00	484.25
1010 First Grade Field Trips	0.00	432.75	0.00	0.00	432.75
1020 Second Grade Field Trips	0.00	205.25	0.00	0.00	205.25
1030 Third Grade Field Trips	0.00	0.00	0.00	0.00	0.00
1040 Fourth Grade Field Trips	0.00	0.00	0.00	0.00	0.00
1050 Fifth Grade Field Trips	0.00	224.33	0.00	0.00	224.33
2000 Clubs	0.00	0.00	0.00	0.00	0.00
2010 Choir	0.00	0.00	0.00	0.00	0.00
2050 Student Council	0.00	0.00	0.00	0.00	0.00
A Extra-Curricular Activities Totals:	0.00	1,346.58	0.00	0.00	1,346.58
Report Totals:	0.00	1,346.58	0.00	0.00	1,346.58

## Current Cash Balance Report

ALL Data

Arranged by:

Date: 09/01/2002 thru 03/31/2003

Group ID and Activity Number

Activity Number and Name	Beginning Cash	Receipts	Disbursements	Adjustments	Cash Balance
<b>A EXTRA CURRICULAR ACTIVITIES</b>					
1000 KDG FIELD TRIP	0.00	316.00	0.00	0.00	316.00
1010 1ST GRADE FIELD TRIP	0.00	0.00	0.00	0.00	0.00
1020 2ND GRADE FIELD TRIP	0.00	0.00	0.00	0.00	0.00
1030 3RD GRADE FIELD TRIP	0.00	0.00	0.00	0.00	0.00
1040 4TH GRADE FIELD TRIP	0.00	328.96	0.00	0.00	328.96
1050 5TH GRADE FIELD TRIP	0.00	290.80	0.00	0.00	290.80
<b>A EXTRA CURRICULAR ACTIVITIES Totals:</b>	<u>0.00</u>	<u>935.76</u>	<u>0.00</u>	<u>0.00</u>	<u>935.76</u>
<b>Report Totals:</b>	0.00	935.76	0.00	0.00	935.76

ALL Data

# Current Cash Balance Report

Arranged by:  
Group ID and Activity Number

Date: 09/01/2002 thru 03/31/2003

Activity Number and Name	Beginning Cash	Receipts	Disbursements	Adjustments	Cash Balance
<b>A EXTRA-CURRICULAR ACTIVITIES</b>					
1010 Kdgn Field Trips	0.00	274.50	0.00	0.00	274.50
1011 FIRST GRADE FIELD TRIP	0.00	125.75	0.00	0.00	125.75
1012 SECOND GRADE FIELD TRIP	0.00	80.45	0.00	0.00	80.45
1013 THIRD GRADE FIELD TRIP	0.00	0.00	0.00	0.00	0.00
1014 FOURTH GRADE FIELD TRIPS	0.00	124.50	0.00	0.00	124.50
1015 FIFTH GRADE FIELD TRIPS	0.00	255.00	0.00	0.00	255.00
1016 K-5 SPED FIELD TRIPS	0.00	0.00	0.00	0.00	0.00
<b>A EXTRA-CURRICULAR ACTIVITIES Totals:</b>	<u>0.00</u>	<u>860.20</u>	<u>0.00</u>	<u>0.00</u>	<u>860.20</u>
Report Totals:	0.00	860.20	0.00	0.00	860.20

ALL Data

# Current Cash Balance Report

Arranged by:  
Group ID and Activity Number

Date: 09/01/2002 thru 03/30/2003

Activity Number and Name	Beginning Cash	Receipts	Disbursements	Adjustments	Cash Balance
<b>A Extra-Curricular Activities</b>					
1000 Kdg. field trips	0.00	363.50	0.00	0.00	363.50
1010 1st Grade - field trips	0.00	0.00	0.00	0.00	0.00
1020 2nd Grade - field trips	0.00	0.00	0.00	0.00	0.00
1030 3rd Grade - field trips	0.00	335.00	0.00	0.00	335.00
1040 4th Grade - field trips	0.00	239.75	0.00	0.00	239.75
1050 5th Grade - field trips	0.00	0.00	0.00	0.00	0.00
1090 SPED - field trips	0.00	0.00	0.00	0.00	0.00
<b>A Extra-Curricular Activities Totals:</b>	<u>0.00</u>	<u>938.25</u>	<u>0.00</u>	<u>0.00</u>	<u>938.25</u>
<b>Report Totals:</b>	0.00	938.25	0.00	0.00	938.25



ALL Data

# Current Cash Balance Report

Arranged by:  
Group ID and Activity Number

Date: 09/01/2002 thru 03/31/2003

Activity Number and Name	Beginning Cash	Receipts	Disbursements	Adjustments	Cash Balance
1000 KG Field Trips	0.00	206.00	0.00	0.00	206.00
1100 1st Grade-Field Trips	0.00	240.00	0.00	0.00	240.00
1200 2nd Grade-Field Trips	0.00	80.40	0.00	0.00	80.40
1300 3rd Grade-Field Trips	0.00	0.00	0.00	0.00	0.00
1400 4th Grade-Field Trips	0.00	152.15	0.00	0.00	152.15
1500 5th Grade-Field Trips	0.00	121.90	0.00	0.00	121.90
Totals:	<u>0.00</u>	<u>800.45</u>	<u>0.00</u>	<u>0.00</u>	<u>800.45</u>
Report Totals:	0.00	800.45	0.00	0.00	800.45

ALL Data

# Current Cash Balance Report

Arranged by:  
Group ID and Activity Number

Date: 09/01/2002 thru 03/31/2003

Activity Number and Name	Beginning Cash	Receipts	Disbursements	Adjustments	Cash Balance
1001 Kindergarten	0.00	0.00	0.00	0.00	0.00
Totals:	0.00	0.00	0.00	0.00	0.00
<b>A Extra-Curricular Activities</b>					
1000 Field Trips	0.00	0.00	0.00	0.00	0.00
1010 First Grade	0.00	0.00	0.00	0.00	0.00
1020 Second Grade	0.00	80.60	0.00	0.00	80.60
1030 Third Grade	0.00	207.08	0.00	0.00	207.08
1040 Fourth Grade	0.00	437.50	0.00	0.00	437.50
1050 Fifth Grade	0.00	159.00	0.00	0.00	159.00
A Extra-Curricular Activities Totals:	0.00	884.18	0.00	0.00	884.18
Report Totals:	0.00	884.18	0.00	0.00	884.18

ALL Data

# Current Cash Balance Report

Arranged by:  
Group ID and Activity Number

Date: 09/01/2002 thru 03/31/2003

Activity Number and Name	Beginning Cash	Receipts	Disbursements	Adjustments	Cash Balance
<b>A Extra-Curricular Activities</b>					
1000 Field Trips	0.00	0.00	0.00	0.00	0.00
1010 First Grade	0.00	0.00	0.00	0.00	0.00
1020 Second Grade	0.00	81.50	0.00	0.00	81.50
1030 Third Grade	0.00	293.25	0.00	0.00	293.25
1040 Fourth Grade	0.00	0.00	0.00	0.00	0.00
1050 Fifth Grade	0.00	0.00	0.00	0.00	0.00
1060 Kindergarten	0.00	255.00	0.00	0.00	255.00
A Extra-Curricular Activities Totals:	<u>0.00</u>	<u>629.75</u>	<u>0.00</u>	<u>0.00</u>	<u>629.75</u>
Report Totals:	0.00	629.75	0.00	0.00	629.75

ALL Data

# Current Cash Balance Report

Arranged by:  
Group ID and Activity Number

Date: 09/01/2002 thru 03/31/2003

Activity Number and Name	Beginning Cash	Receipts	Disbursements	Adjustments	Cash Balance
1000 Kindergarten	0.00	0.00	0.00	0.00	0.00
1010 First Grade	0.00	0.00	0.00	0.00	0.00
1020 Second Grade	0.00	229.40	0.00	0.00	229.40
1030 Third Grade	0.00	243.50	0.00	0.00	243.50
1040 Fourth Grade	0.00	0.00	0.00	0.00	0.00
1050 Fifth Grade	0.00	448.10	0.00	0.00	448.10
2000 Preprimary Montessori	0.00	493.63	0.00	0.00	493.63
2010 Primary Montessori	0.00	804.74	0.00	0.00	804.74
2020 Intermediate Montessori	0.00	651.25	0.00	0.00	651.25
2030 Preschool	0.00	216.50	0.00	0.00	216.50
Totals:	0.00	3,087.12	0.00	0.00	3,087.12
Report Totals:	0.00	3,087.12	0.00	0.00	3,087.12

ALL Data

# Current Cash Balance Report

Arranged by:  
Group ID and Activity Number

Date: 09/01/2002 thru 03/31/2003

Activity Number and Name	Beginning Cash	Receipts	Disbursements	Adjustments	Cash Balance
<b>A EXTRA CURRICULAR ACTIVITIES</b>					
1005 KINDERGARTEN	0.00	165.25	0.00	0.00	165.25
1010 FIRST GRADE	0.00	295.00	0.00	0.00	295.00
1020 SECOND GRADE	0.00	83.00	0.00	0.00	83.00
1030 THIRD GRADE	0.00	0.00	0.00	0.00	0.00
1040 FOURTH GRADE	0.00	439.90	0.00	0.00	439.90
1050 FIFTH GRADE	0.00	0.00	0.00	0.00	0.00
1060 PHYSICAL EDUCATION	0.00	241.02	0.00	0.00	241.02
<b>A EXTRA CURRICULAR ACTIVITIES Totals:</b>	<u>0.00</u>	<u>1,224.17</u>	<u>0.00</u>	<u>0.00</u>	<u>1,224.17</u>
<b>Report Totals:</b>	0.00	1,224.17	0.00	0.00	1,224.17

Shirley

# Current Cash Balance Report

ALL Data

Arranged by:

Date: 09/01/2002 thru 03/31/2003

Group ID and Activity Number

Activity Number and Name	Beginning Cash	Receipts	Disbursements	Adjustments	Cash Balance
<b>A Extra Curriculars</b>					
1000 Kindergarten Field Trips	0.00	476.25	0.00	0.00	476.25
1010 First Grade Field Trips	0.00	600.00	0.00	0.00	600.00
1020 Second Grade Field Trips	0.00	184.00	0.00	0.00	184.00
1030 Third Grade Field Trips	0.00	1,113.20	0.00	0.00	1,113.20
1040 Fourth Grade Field Trips	0.00	870.00	0.00	0.00	870.00
1050 Fifth Grade Field Trips	0.00	159.75	0.00	0.00	159.75
<b>A Extra Curriculars Totals:</b>	<u>0.00</u>	<u>3,403.20</u>	<u>0.00</u>	<u>0.00</u>	<u>3,403.20</u>
<b>Report Totals:</b>	0.00	3,403.20	0.00	0.00	3,403.20

ALL Data

# Current Cash Balance Report

Arranged by:  
Group ID and Activity Number

Date: 09/01/2002 thru 03/31/2003

Activity Number and Name	Beginning Cash	Receipts	Disbursements	Adjustments	Cash Balance
<b>A Extra-Curricular Activities</b>					
1000 Kindergarten Field Trips	0.00	268.50	0.00	0.00	268.50
1010 First Grade Field Trips	0.00	152.10	0.00	0.00	152.10
1020 Second Grade Field Trips	0.00	158.90	0.00	0.00	158.90
1030 Third Grade Field Trips	0.00	262.70	0.00	0.00	262.70
1040 Fourth Grade Field Trips	0.00	255.45	0.00	0.00	255.45
1050 Fifth Grade Field Trips	0.00	171.40	0.00	0.00	171.40
1060 Montessori Field Trips	0.00	393.05	0.00	0.00	393.05
2000 Clubs	0.00	0.00	0.00	0.00	0.00
2010 Choir	0.00	82.65	0.00	0.00	82.65
2050 Student Council	0.00	0.00	0.00	0.00	0.00
<b>A Extra-Curricular Activities Totals:</b>	<u>0.00</u>	<u>1,744.75</u>	<u>0.00</u>	<u>0.00</u>	<u>1,744.75</u>
<b>Report Totals:</b>	0.00	1,744.75	0.00	0.00	1,744.75

Attn: Shirley Lueth

ALL Data

# Current Cash Balance Report

Arranged by:  
Group ID and Activity Number

Date: 09/01/2002 thru 03/31/2003

Activity Number and Name	Beginning Cash	Receipts	Disbursements	Adjustments	Cash Balance
<b>A EXTRA CURRICULAR ACTIVITIES</b>					
1005 KG FIELD TRIPS	0.00	467.30	0.00	0.00	467.30
1010 1ST GR. FIELD TRIPS	0.00	310.10	0.00	0.00	310.10
1020 2ND GR. FIELD TRIPS	0.00	349.15	0.00	0.00	349.15
1030 3RD GR. FIELD TRIPS	0.00	689.25	0.00	0.00	689.25
1040 4TH GR. FIELD TRIPS	0.00	657.55	0.00	0.00	657.55
1050 5TH GR. FIELD TRIPS	0.00	624.25	0.00	0.00	624.25
A EXTRA CURRICULAR ACTIVITIES Totals:	0.00	3,097.60	0.00	0.00	3,097.60
Report Totals:	0.00	3,097.60	0.00	0.00	3,097.60



# Current Cash Balance Report

ALL Data

Date: 09/01/2002 thru 03/31/2003

Arranged by:  
Group ID and Activity Number

Activity Number and Name	Beginning Cash	Receipts	Disbursements	Adjustments	Cash Balance
<b>A Classroom Collections</b>					
1000 Kindergarten	0.00	412.50	0.00	0.00	412.50
1001 1st Grade	0.00	861.87	0.00	0.00	861.87
1002 2nd Grade	0.00	162.50	0.00	0.00	162.50
1003 3rd Grade	0.00	312.00	0.00	0.00	312.00
1004 4th Grade	0.00	0.00	0.00	0.00	0.00
1005 5th Grade	0.00	296.36	0.00	0.00	296.36
1010 Self Contained Room	0.00	17.50	0.00	0.00	17.50
<b>A Classroom Collections Totals:</b>	0.00	2,062.73	0.00	0.00	2,062.73
<b>B Clubs</b>					
2000 Student Council	0.00	0.00	0.00	0.00	0.00
2010 Chorus	0.00	615.00	0.00	0.00	615.00
<b>B Clubs Totals:</b>	0.00	615.00	0.00	0.00	615.00
<del><b>C PTA Grants</b></del>					
<del>3000 PTA \$</del>	0.00	0.00	0.00	0.00	0.00
<del><b>C PTA Grants Totals:</b></del>	0.00	0.00	0.00	0.00	0.00
<b>Report Totals:</b>	0.00	2,677.73	0.00	0.00	2,677.73

ALL Data

# Current Cash Balance Report

Arranged by:  
Group ID and Activity Number

Date: 09/01/2002 thru 03/31/2003

Activity Number and Name	Beginning Cash	Receipts	Disbursements	Adjustments	Cash Balance
10001 1st Grade Field Trip	0.00	498.95	0.00	0.00	498.95
10002 2nd Grade Field Trip	0.00	215.25	0.00	0.00	215.25
10003 3rd Grade Field Trip	0.00	231.55	0.00	0.00	231.55
10004 4th Grade Field Trip	0.00	0.00	0.00	0.00	0.00
10005 5th Grade Field Trip	0.00	280.00	0.00	0.00	280.00
10010 KG Field Trip	0.00	215.00	0.00	0.00	215.00
Totals:	0.00	1,440.75	0.00	0.00	1,440.75
Report Totals:	0.00	1,440.75	0.00	0.00	1,440.75

ALL Data

# Current Cash Balance Report

Date: 09/01/2002 thru 03/31/2003

Arranged by:  
Group ID and Activity Number

Activity Number and Name	Beginning Cash	Receipts	Disbursements	Adjustments	Cash Balance
<b>A EXTRA CURRICULAR ACTIVITIES</b>					
1000 KINDERGARTEN FIELD TRIPS	0.00	0.00	0.00	0.00	0.00
1001 GRADE 1 FIELD TRIPS	0.00	926.30	0.00	0.00	926.30
1002 GRADE 2 FIELD TRIPS	0.00	160.60	0.00	0.00	160.60
1003 GRADE 3 FIELD TRIPS	0.00	455.00	0.00	0.00	455.00
1004 GRADE 4 FIELD TRIPS	0.00	162.25	0.00	0.00	162.25
1005 GRADE 5 FIELD TRIPS	0.00	252.00	0.00	0.00	252.00
A EXTRA CURRICULAR ACTIVITIES Totals:	<u>0.00</u>	<u>1,956.15</u>	<u>0.00</u>	<u>0.00</u>	<u>1,956.15</u>
Report Totals:	0.00	1,956.15	0.00	0.00	1,956.15

To Shirley Lueth

4-10-03

Kara Sullivan  
Wheeler Elem.

ALL Data

# Current Cash Balance Report

Arranged by:  
Group ID and Activity Number

Date: 09/01/2002 thru 03/31/2003

Activity Number and Name	Beginning Cash	Receipts	Disbursements	Adjustments	Cash Balance
<b>G STUDENT FEES</b>					
1000 CHOIR	0.00	0.00	0.00	0.00	0.00
2000 KINDERGARTEN	0.00	502.75	0.00	0.00	502.75
2001 GRADE 1	0.00	353.50	0.00	0.00	353.50
2002 GRADE 2	0.00	82.50	0.00	0.00	82.50
2003 GRADE 3	0.00	0.00	0.00	0.00	0.00
2004 GRADE 4	0.00	372.20	0.00	0.00	372.20
2005 GRADE 5	0.00	0.00	0.00	0.00	0.00
G STUDENT FEES Totals:	<u>0.00</u>	<u>1,310.95</u>	<u>0.00</u>	<u>0.00</u>	<u>1,310.95</u>
Report Totals:	0.00	1,310.95	0.00	0.00	1,310.95

ALL Data

# Current Cash Balance Report

Arranged by:  
Group ID and Activity Number

Date: 09/01/2002 thru 03/30/2003

Activity Number and Name	Beginning Cash	Receipts	Disbursements	Adjustments	Cash Balance
1510 FIELD TRIPS	0.00	2,152.66	0.00	0.00	2,152.66
2320 YOUTH TO YOUTH	0.00	1,400.06	0.00	0.00	1,400.06
2400 STUDENT COUNCIL	0.00	132.00	0.00	0.00	132.00
2410 VOLLEYBALL CLUB	0.00	0.00	0.00	0.00	0.00
2440 SCRAPBOOK CLUB	0.00	0.00	0.00	0.00	0.00
2442 FCS CLUB	0.00	85.00	0.00	0.00	85.00
2450 ARTS & CRAFTS CLUB	0.00	487.46	0.00	0.00	487.46
2470 CROSS COUNTRY CLUB	0.00	0.00	0.00	0.00	0.00
2500 MUSIC CLUB	0.00	0.00	0.00	0.00	0.00
3205 ATHLETIC	0.00	6,967.80	0.00	0.00	6,967.80
Totals:	0.00	11,224.98	0.00	0.00	11,224.98
Report Totals:	0.00	11,224.98	0.00	0.00	11,224.98

ALL Data

# Current Cash Balance Report

Arranged by:  
Group ID and Activity Number

Date: 08/01/2002 thru 03/31/2003

Activity Number and Name	Beginning Cash	Receipts	Disbursements	Adjustments	Cash Balance
<b>A EXTRACURRICULAR ACTIVITIES</b>					
1000 Field Trips	0.00	3,053.00	0.00	0.00	3,053.00
2000 Clubs/Activities	0.00	0.00	0.00	0.00	0.00
2610 Student Council	0.00	667.50	0.00	0.00	667.50
2615 Youth-to-Youth	0.00	841.60	0.00	0.00	841.60
2625 FCS Club	0.00	155.00	0.00	0.00	155.00
2645 Art Club	0.00	135.50	0.00	0.00	135.50
2650 HAL	0.00	314.50	0.00	0.00	314.50
3000 Athletics	0.00	5,695.00	0.00	0.00	5,695.00
<b>A EXTRACURRICULAR ACTIVITIES Totals:</b>	<u>0.00</u>	<u>10,862.10</u>	<u>0.00</u>	<u>0.00</u>	<u>10,862.10</u>
<b>Report Totals:</b>	<u>0.00</u>	<u>10,862.10</u>	<u>0.00</u>	<u>0.00</u>	<u>10,862.10</u>

# Current Cash Balance Report

ALL Data

Arranged by:  
Group ID and Activity Number

Date: 09/01/2002 thru 03/31/2003

Activity Number and Name	Beginning Cash	Receipts	Disbursements	Adjustments	Cash Balance
<b>A EXTRACURRICULAR</b>					
1010 7B FIELD TRIP	0.00	255.00	0.00	0.00	255.00
1015 7C FIELD TRIP	0.00	860.00	860.00	0.00	0.00
1506 MONTESSORI (6TH)	0.00	161.50	0.00	0.00	161.50
1508 MONTESSORI (7,8)	0.00	3,300.00	1,700.00	0.00	1,600.00
<b>A EXTRACURRICULAR Totals:</b>	<u>0.00</u>	<u>4,576.50</u>	<u>2,560.00</u>	<u>0.00</u>	<u>2,016.50</u>
<b>A EXTRACURRICULAR</b>					
2305 ART CLUB	0.00	305.00	300.00	0.00	5.00
2320 FAMILY CONSUMER SCIENCE CLUB	0.00	270.00	250.00	0.00	20.00
2330 DRAMA CLUB	0.00	0.00	0.00	0.00	0.00
2340 TENNIS CLUB	0.00	450.00	252.00	0.00	198.00
2350 SKI CLUB	0.00	3,382.00	0.00	0.00	3,382.00
2425 YOUTH TO YOUTH CLUB	0.00	808.00	808.00	0.00	0.00
2500 BAND	0.00	0.00	0.00	0.00	0.00
2535 VOCAL MUSIC	0.00	425.90	425.90	0.00	0.00
2545 ORCHESTRA	0.00	0.00	0.00	0.00	0.00
<b>A EXTRACURRICULAR Totals:</b>	<u>0.00</u>	<u>5,640.90</u>	<u>2,035.90</u>	<u>0.00</u>	<u>3,605.00</u>
<b>A EXTRACURRICULAR</b>					
3200 ATHLETICS	0.00	13,246.00	7,812.00	0.00	5,434.00
<b>A EXTRACURRICULAR Totals:</b>	<u>0.00</u>	<u>13,246.00</u>	<u>7,812.00</u>	<u>0.00</u>	<u>5,434.00</u>
<b>Report Totals:</b>	<u>0.00</u>	<u>23,463.40</u>	<u>12,407.90</u>	<u>0.00</u>	<u>11,055.50</u>

# Current Cash Balance Report

ALL Data

Arranged by:

Date: 09/01/2002 thru 03/31/2003

Group ID and Activity Number

Activity Number and Name	Beginning Cash	Receipts	Disbursements	Adjustments	Cash Balance
<b>A EXTRACURRICULAR</b>					
1581 6A FIELD TRIPS	0.00	1,236.00	1,236.00	0.00	0.00
1582 6B FIELD TRIPS	0.00	1,262.75	1,262.75	0.00	0.00
1583 6C FIELD TRIPS	0.00	847.00	817.44	0.00	29.56
1584 7A FIELD TRIPS	0.00	0.00	0.00	0.00	0.00
1585 7B FIELD TRIPS	0.00	678.50	0.00	0.00	678.50
1586 7C FIELD TRIPS	0.00	0.00	0.00	0.00	0.00
1587 8A FIELD TRIPS	0.00	1,120.00	1,088.25	0.00	31.75
1588 8B FIELD TRIPS	0.00	1,148.00	1,148.00	0.00	0.00
1589 8C FIELD TRIPS	0.00	1,314.00	1,242.25	0.00	71.75
1590 FRENCH FIELD TRIPS	0.00	163.50	163.50	0.00	0.00
1591 GERMAN FIELD TRIPS	0.00	178.50	178.50	0.00	0.00
1592 SPANISH FIELD TRIPS	0.00	650.00	650.00	0.00	0.00
1593 HAL FIELD TRIPS	0.00	1,055.00	140.00	0.00	915.00
2320 YOUTH-TO-YOUTH CLUB	0.00	101.75	59.25	0.00	42.50
2335 ART CLUB	0.00	211.00	121.76	0.00	89.24
2350 CHESS CLUB	0.00	0.00	0.00	0.00	0.00
2355 SPEECH CLUB	0.00	0.00	0.00	0.00	0.00
2360 DESTINATION IMAGINATION CLUB	0.00	105.00	105.00	0.00	0.00
2420 SNACK AND STITCH CLUB	0.00	161.00	41.74	0.00	119.26
3200 ATHLETICS	0.00	15,213.00	6,834.72	0.00	8,378.28
<b>A EXTRACURRICULAR Totals:</b>	0.00	25,445.00	15,089.16	0.00	10,355.84
<b>C AFTER SCHOOL/SUMMER SCHOOL</b>					
6594 AFTER SCHOOL PROGRAM	915.00	16,020.00	4,818.19	0.00	12,116.81
6595 SUMMER SCHOOL PROGRAM	0.00	0.00	0.00	0.00	0.00
<b>C AFTER SCHOOL/SUMMER SCHOOL Totals:</b>	915.00	16,020.00	4,818.19	0.00	12,116.81
<b>Report Totals:</b>	915.00	41,465.00	19,907.35	0.00	22,472.65



# Current Cash Balance Report

ALL Data

Arranged by:

Date: 08/01/2002 thru 03/31/2003

Group ID and Activity Number

Activity Number and Name	Beginning Cash	Receipts	Disbursements	Adjustments	Cash Balance
<b>A EXTRACURRICULAR</b>					
1310 DRAMA CLUB TRIP	0.00	258.00	0.00	0.00	258.00
1315 YOUTH TO YOUTH TRIP	0.00	336.00	0.00	0.00	336.00
1340 RESOURCE	0.00	0.00	0.00	0.00	0.00
1400 STUDENT COUNCIL TRIP	0.00	0.00	0.00	0.00	0.00
1506 6A FIELD TRIP	0.00	504.00	0.00	0.00	504.00
1507 6B FIELD TRIP	0.00	419.50	0.00	0.00	419.50
1508 7A FIELD TRIP	0.00	0.00	0.00	0.00	0.00
1509 7B FIELD TRIP	0.00	0.00	0.00	0.00	0.00
1510 8A FIELD TRIP	0.00	0.00	0.00	0.00	0.00
1511 8B FIELD TRIP	0.00	0.00	0.00	0.00	0.00
1527 HAL TRIPS	0.00	68.10	0.00	0.00	68.10
1555 OUTDOOR ED	0.00	2,925.00	0.00	0.00	2,925.00
2305 ART CLUB	0.00	282.00	0.00	0.00	282.00
2306 CHESS	0.00	0.00	0.00	0.00	0.00
2310 DRAMA CLUB	0.00	0.00	0.00	0.00	0.00
2315 YOUTH TO YOUTH	0.00	0.00	0.00	0.00	0.00
2321 SCRAPBOOK CLUB	0.00	170.00	0.00	0.00	170.00
2325 SKI CLUB	0.00	0.00	0.00	0.00	0.00
2350 FORENSICS	0.00	0.00	0.00	0.00	0.00
2513 FIDDLE FEST	0.00	0.00	0.00	0.00	0.00
2526 HONORS BAND	0.00	687.00	0.00	0.00	687.00
<del>2535 INSTRUMENT RENTAL</del>	0.00	727.50	0.00	0.00	727.50
3000 ATHLETICS	0.00	10,833.00	0.00	0.00	10,833.00
<b>A EXTRACURRICULAR Totals:</b>	<u>0.00</u>	<u>17,210.10</u>	<u>0.00</u>	<u>0.00</u>	<u>17,210.10</u>
<b>Report Totals:</b>	0.00	17,210.10	0.00	0.00	17,210.10

/  
 000  
 17,210.10+  
 727.50-  
 16,482.6\*

# Current Cash Balance Report

ALL Data

Date: 09/01/2002 thru 03/31/2003

Arranged by:  
Group ID and Activity Number

Activity Number and Name	Beginning Cash	Receipts	Disbursements	Adjustments	Cash Balance
<b>A Field Trips</b>					
1005 6A Field trips/team days	0.00	2,554.00	0.00	0.00	2,554.00
1010 6B field trips/team day	0.00	830.00	0.00	0.00	830.00
1015 7A field trips	0.00	109.50	0.00	0.00	109.50
1020 7B field trips	0.00	0.00	0.00	0.00	0.00
1025 7C field trips	0.00	145.65	0.00	0.00	145.65
1030 8A field trips	0.00	1,320.00	0.00	0.00	1,320.00
1035 8B field trips	0.00	1,293.50	0.00	0.00	1,293.50
1040 8C field trips	0.00	1,752.00	0.00	0.00	1,752.00
1045 Foreign Language Field trip	0.00	516.50	0.00	0.00	516.50
1050 Vocal Music Field Trips	0.00	210.77	0.00	0.00	210.77
1055 Orchestra field trips	0.00	272.00	0.00	0.00	272.00
1060 HAL Field trip	0.00	288.00	0.00	0.00	288.00
<b>A Field Trips Totals:</b>	<b>0.00</b>	<b>9,293.92</b>	<b>0.00</b>	<b>0.00</b>	<b>9,293.92</b>
<b>B Clubs/Activities</b>					
2025 Golf Club	0.00	290.00	0.00	0.00	290.00
2401 Art Club	0.00	0.00	0.00	0.00	0.00
2402 Chess Club	0.00	150.00	0.00	0.00	150.00
2406 Dulcimer Club	0.00	247.00	0.00	0.00	247.00
2411 Youth to Youth	0.00	528.00	0.00	0.00	528.00
2418 Spirit Club	0.00	59.00	0.00	0.00	59.00
2420 Japanese Club	0.00	50.00	0.00	0.00	50.00
<b>B Clubs/Activities Totals:</b>	<b>0.00</b>	<b>1,324.00</b>	<b>0.00</b>	<b>0.00</b>	<b>1,324.00</b>
<b>C Athletics</b>					
3201 Athletics	0.00	13,951.00	0.00	0.00	13,951.00
<b>C Athletics Totals:</b>	<b>0.00</b>	<b>13,951.00</b>	<b>0.00</b>	<b>0.00</b>	<b>13,951.00</b>
<b>Report Totals:</b>	<b>0.00</b>	<b>24,568.92</b>	<b>0.00</b>	<b>0.00</b>	<b>24,568.92</b>

ALL Data

# Current Cash Balance Report

Arranged by:  
Group ID and Activity Number

Date: 09/01/2002 thru 03/30/2003

Activity Number and Name	Beginning Cash	Receipts	Disbursements	Adjustments	Cash Balance
<b>A Extra-Curriculars</b>					
1020 HAL Field Trips	0.00	2,513.00	0.00	0.00	2,513.00
A Extra-Curriculars Totals:	0.00	2,513.00	0.00	0.00	2,513.00
Report Totals:	0.00	2,513.00	0.00	0.00	2,513.00



. ALL Data

**Current Cash Balance Report**

Date: 08/01/2002 thru 03/31/2003

Arranged by:  
Group ID and Activity Number

Activity Number and Name	Beginning Cash	Receipts	Disbursements	Adjustments	Cash Balance
<b>A EXTRACURRICULAR ACTIVITIES</b>					
1000 FIELD TRIPS	0.00	3,530.25	0.00	0.00	3,530.25
1355 PE/LIFETIME FIT FT	0.00	5,351.00	0.00	0.00	5,351.00
2220 INTRAMURAL FEE FUND	0.00	4,474.00	0.00	0.00	4,474.00
2407 DEBATE FEE FUND	0.00	0.00	0.00	0.00	0.00
2410 DECA FEE FUND	0.00	14,206.00	0.00	0.00	14,206.00
2411 DRAMA-ITS FEE FUND	0.00	1,480.00	0.00	0.00	1,480.00
2413 FCCLA FEE FUND	0.00	1,444.50	0.00	0.00	1,444.50
2414 FORENSICS FEE FUND	0.00	0.00	0.00	0.00	0.00
2418 FEA FEE FUND	0.00	5,349.54	0.00	0.00	5,349.54
2420 GERMAN CLUB FEE FUND	0.00	1,210.85	0.00	0.00	1,210.85
2445 NATL HONOR SOC FF	0.00	415.00	0.00	0.00	415.00
2460 SPANISH CLUB FEE FUND	0.00	360.00	0.00	0.00	360.00
2475 VICA FEE FUND	0.00	0.00	0.00	0.00	0.00
2612 DANCE CAMP FEE	0.00	0.00	0.00	0.00	0.00
2620 FR CHEER CAMP FF	0.00	0.00	0.00	0.00	0.00
2625 JV CHEER CAMP FF	0.00	0.00	0.00	0.00	0.00
2630 VARSITY CHEER CAMP FF	0.00	0.00	0.00	0.00	0.00
2700 BAND FEE FUND	0.00	285.00	285.00	0.00	0.00
2701 BAND UNIFORM FEE	0.00	3,937.00	0.00	-10.00	3,927.00
2710 CHOIR FEES	0.00	2,161.00	0.00	10.00	2,171.00
2730 ORCHESTRA FEE FUND	0.00	300.00	0.00	0.00	300.00
2733 ORCHESTRA TRIP FF	0.00	4,437.40	0.00	0.00	4,437.40
2770 CHOIR TRIP FEE FUND	0.00	16,993.85	0.00	0.00	16,993.85
5010 PARTICIPATION FEE	0.00	28,484.50	35.00	0.00	28,449.50
<b>A EXTRACURRICULAR ACTIVITIES Totals:</b>	<b>0.00</b>	<b>94,419.89</b>	<b>320.00</b>	<b>0.00</b>	<b>94,099.89</b>
<b>B POST SECONDARY EDUCATION</b>					
7120 AP TEST FEES	0.00	0.00	0.00	0.00	0.00
<b>B POST SECONDARY EDUCATION Totals:</b>	<b>0.00</b>	<b>0.00</b>	<b>0.00</b>	<b>0.00</b>	<b>0.00</b>
<b>Report Totals:</b>	<b>0.00</b>	<b>94,419.89</b>	<b>320.00</b>	<b>0.00</b>	<b>94,099.89</b>

# Activity Detail Report

SELECTED Data

Date Range: 09/01/2002 thru 04/15/2003

Arranged by:  
Group ID, Activity Number

Group ID and Description	Activity Number and Name	Reporting ID and Description	Sponsor
--------------------------	--------------------------	------------------------------	---------

**B POST SECONDARY EDUCATION**

**7120 AP TEST FEES**

**Receipts**

Date	Receipt	Deposit From	Description	Amount
04/08/2003	000200	LAMSON	TESTS FEES	330.00
04/08/2003	000201	LAMSON	TESTS	9,300.00
Receipts Total:				<u>9,630.00</u>

**Activity and Budget Totals**

Beginning Balance	0.00
Receipts	9,630.00
Expenditures	0.00
Adjustments	0.00
Cash Balance	<u>9,630.00</u>
Outstanding POs	0.00
Unencumbered Balance	<u>9,630.00</u>

# Current Cash Balance Report

ALL Data

Date: 08/01/2002 thru 03/30/2003

Arranged by:  
Group ID and Activity Number

Activity Number and Name	Beginning Cash	Receipts	Disbursements	Adjustments	Cash Balance
<b>A EXTRA CURRICULAR</b>					
1000 FIELDTRIPS	0.00	4,275.00	2,928.04	-333.97	1,012.99
1002 PE FIELDSTRIPS	0.00	766.00	245.48	333.97	854.49
1005 BAND TRIP	0.00	133,795.00	64,000.00	0.00	69,795.00
1010 DC TRIP	0.00	3,740.00	3,754.00	0.00	-14.00
1012 HISTORY CLUB TRIP	0.00	11,520.00	2,435.00	0.00	9,085.00
1013 ORCHESTRA TRIP	0.00	7,471.00	2,264.00	0.00	5,207.00
1015 FIELDTRIP/OTT	0.00	535.00	412.86	0.00	122.14
1020 FIELDTRIP/SALBERG	0.00	1,544.00	953.37	0.00	590.63
2000 BAND/ORCHESTRA FEES	0.00	4,373.00	918.00	0.00	3,455.00
2005 CHEER CAMP/UNIFORM	0.00	0.00	0.00	0.00	0.00
2010 CHORAL FEES	0.00	312.00	1,057.79	0.00	-745.79
2015 DANCE CAMP/UNIFORM	0.00	0.00	0.00	0.00	0.00
2020 DECA	0.00	11,779.00	10,830.78	0.00	948.22
2025 FRENCH CLUB	0.00	100.00	0.00	0.00	100.00
2030 FCCLA	0.00	625.00	277.34	0.00	347.66
2050 INTRAMURALS	0.00	699.00	100.00	0.00	599.00
2060 NATIONAL HONOR SOCIETY	0.00	0.00	0.00	0.00	0.00
2070 VICA	0.00	260.00	15.00	0.00	245.00
2307 GERMAN CLUB	0.00	0.00	0.00	0.00	0.00
3030 LATIN CLUB FEES	0.00	31.00	0.00	0.00	31.00
3050 SPANISH CLUB	0.00	0.00	0.00	0.00	0.00
4230 NOT IN USE	0.00	0.00	0.00	0.00	0.00
5000 ATHLETIC SPORT FEE	0.00	29,101.25	22,957.49	0.00	6,143.76
5001 NFL NATIONALS	0.00	0.00	0.00	0.00	0.00
5020 BAND PARTICIPATION	0.00	4,620.00	3,935.66	0.00	684.34
5040 DEBATE PARTICIPATION	0.00	1,225.00	659.01	0.00	565.99
5050 FORENSIC PARTICIPATION	0.00	1,400.00	1,395.59	0.00	4.41
5060 CHORAL PARTICIPATION	0.00	595.00	772.35	0.00	-177.35
<b>A EXTRA CURRICULAR Totals:</b>	0.00	218,766.25	119,911.76	0.00	98,854.49
<b>B POST SECONDARY EDUCATION</b>					
6000 AP EXAM FEES	0.00	19,360.00	0.00	0.00	19,360.00
6015 IB EXAM FEES	0.00	5,326.00	4,783.00	0.00	543.00
<b>B POST SECONDARY EDUCATION Totals:</b>	0.00	24,686.00	4,783.00	0.00	19,903.00
<b>Report Totals:</b>	0.00	243,452.25	124,694.76	0.00	118,757.49

# Current Cash Balance Report

ALL Data

Arranged by:

Date: 08/01/2002 thru 04/01/2003

Group ID and Activity Number

Activity Number and Name	Beginning Cash	Receipts	Disbursements	Adjustments	Cash Balance
0	0.00	0.00	0.00	0.00	0.00
Totals:	0.00	0.00	0.00	0.00	0.00
<b>A Extracurricular Activities</b>					
1000 Field Trips	0.00	1,916.90	0.00	0.00	1,916.90
2000 Band Cleaning Fee	0.00	4,110.00	0.00	0.00	4,110.00
2005 Choir Cleaning Fee	0.00	281.00	0.00	0.00	281.00
2301 DECA	0.00	36,123.65	0.00	0.00	36,123.65
2302 French Club	0.00	0.00	0.00	0.00	0.00
2305 Spanish Club	0.00	0.00	0.00	0.00	0.00
2307 German Club	0.00	* 24,188.05	5,900.25	0.00	18,287.80
2312 Forensics	0.00	0.00	0.00	0.00	0.00
2315 Debate Membership	0.00	0.00	0.00	0.00	0.00
2318 Thespians Club	0.00	0.00	0.00	0.00	0.00
2395 Fashion Merchandising	0.00	3,648.85	0.00	0.00	3,648.85
2409 Band Trip	0.00	675.00	0.00	0.00	675.00
2411 Choir Trip	0.00	0.00	0.00	0.00	0.00
2412 Orchestra Trip	0.00	0.00	0.00	0.00	0.00
2499 VICA Trip	0.00	0.00	0.00	0.00	0.00
2502 National Honors Society	0.00	0.00	0.00	0.00	0.00
2503 Drama Membership	0.00	2,115.00	0.00	0.00	2,115.00
2515 Dance Camp	0.00	0.00	0.00	0.00	0.00
2516 Varsity Cheerleading Camp	0.00	0.00	0.00	0.00	0.00
2517 JV Cheerleading Camp	0.00	0.00	0.00	0.00	0.00
2518 Fr Cheerleading Camp	0.00	0.00	0.00	0.00	0.00
2555 FCCLA	0.00	0.00	0.00	0.00	0.00
2599 Intramurals	0.00	1,227.00	0.00	0.00	1,227.00
2618 Thespian club	0.00	4,909.00	0.00	0.00	4,909.00
3000 Summer Athletic Camps	0.00	0.00	0.00	0.00	0.00
4000 Advanced Placement Tests	0.00	0.00	0.00	0.00	0.00
4050 Peru Early Entry	0.00	0.00	0.00	0.00	0.00
5000 Sport Participating Fee	0.00	19,078.85	0.00	0.00	19,078.85
5020 Band Participating Fee	0.00	0.00	0.00	0.00	0.00
5030 Chorus Participating Fee	0.00	0.00	0.00	0.00	0.00
5040 Debate Participating Fee	0.00	0.00	0.00	0.00	0.00
5050 Forensics Participating Fee	0.00	0.00	0.00	0.00	0.00
5060 Show Choir Participating Fee	0.00	0.00	0.00	0.00	0.00
<b>A Extracurricular Activities Totals:</b>	0.00	98,273.30	5,900.25	0.00	92,373.05
<b>B Post Secondary Education</b>					
7010 AP Exam Fees	0.00	5,840.00	0.00	0.00	5,840.00
7015 IB	0.00	0.00	0.00	0.00	0.00
<b>B Post Secondary Education Totals:</b>	0.00	5,840.00	0.00	0.00	5,840.00
<b>Report Totals:</b>	0.00	104,113.30	5,900.25	0.00	98,213.05

\* <24,188<sup>05</sup>>  
79,925<sup>25</sup>





**Millard Public Schools**

**April 21, 2003**

**Millard Public Schools**

Check Register for 4/21/2003 - 4/21/2003

Date: 4/14/2003

Check Number	Date	Vendor No	Vendor Name	Amount
196663	4/21/2003	109079	ALLTEL	380.76
196665	4/21/2003	013230	ASPEN PUBLISHERS INC	146.81
196666	4/21/2003	012507	AT&T	812.75
196667	4/21/2003	017926	ROSEMARY W BARTA	219.75
196668	4/21/2003	106836	KEVIN J CHICK	180.20
196669	4/21/2003	107324	HOWELL MOTEL DEVELOPMENT	314.80
196671	4/21/2003	026660	WILLIAM J CRAWFORD	82.00
196672	4/21/2003	132716	DENNIS DEANE	250.00
196674	4/21/2003	132669	DIGITAL DOT SYSTEMS INC	60.00
196675	4/21/2003	130908	DOUGLAS COUNTY SCHOOL DIST.28-0001	3,807.00
196676	4/21/2003	040460	FELCO AUTO LEASE	1,911.72
196678	4/21/2003	107025	GALAXY CABLEVISION	1,443.83
196683	4/21/2003	131356	AARON HARPER	420.00
196685	4/21/2003	049600	HOUCHEN BINDERY LTD	32.80
196686	4/21/2003	130777	KRISTEN M. HURLEY	100.00
196687	4/21/2003	107489	JAY W HUTFLES	559.57
196688	4/21/2003	049850	HY-VEE FOOD STORE (OAKVIEW DR)	28.90
196689	4/21/2003	049850	HY-VEE FOOD STORE (OAKVIEW DR)	1,126.56
196690	4/21/2003	049850	HY-VEE FOOD STORE (OAKVIEW DR)	189.36
196691	4/21/2003	049850	HY-VEE FOOD STORE (OAKVIEW DR)	418.97
196693	4/21/2003	054525	JOHNSON & ASSOCIATES LLC	605.49
196694	4/21/2003	056913	RICHARD L KOLOWSKI	305.00
196697	4/21/2003	071891	PAYFLEX SYSTEMS USA, INC.	4,317.90
196698	4/21/2003	073040	PSI GROUP-OMAHA	10,000.00
196699	4/21/2003	090673	QWEST	91.40
196700	4/21/2003	078280	RAMADA INN-KEARNEY	220.00
196702	4/21/2003	082910	SECURITY EQUIPMENT INC	99.00
196703	4/21/2003	130758	BARBARA E SHEPPARD	157.08
196704	4/21/2003	083190	LINDA S SHIRCK	226.15
196707	4/21/2003	101476	SODEXHO MARRIOTT INC	69,472.00
196709	4/21/2003	109822	BRAD D SULLIVAN	881.12
196710	4/21/2003	132138	TOYOTA FINANCIAL SERVICES	464.57

**Millard Public Schools**

Check Register for 4/21/2003 - 4/21/2003

Date: 4/14/2003

Check Number	Date	Vendor No	Vendor Name	Amount
196711	4/21/2003	090242	UNITED PARCEL SERVICE	181.72
196712	4/21/2003	132711	UNIV OF NEBRASKA MEDICAL CENTER	110.00
196713	4/21/2003	106917	US POSTAL SERVICE (BOYSTOWN)	94.92
196715	4/21/2003	012459	TED WEIR	75.00
196716	4/21/2003	131499	WESTERN BOWL LLC	76.00
196717	4/21/2003	101525	KATHY M WISCHOW	0.00
196719	4/21/2003	101525	KATHY M WISCHOW	81.93
<b>Total for GENERAL FUND</b>				<b>99,945.06</b>
196670	4/21/2003	130646	COMMONWEALTH ELECTRIC	73.50
196701	4/21/2003	081880	SCHEMMER ASSOCIATES, INC.	19,282.19
196706	4/21/2003	131887	SIEMENS BUILDING TECHNOLOGIES INC.	20,325.00
196714	4/21/2003	092789	WALDINGER CORPORATION	76,681.00
196718	4/21/2003	130994	YORK INTERNATIONAL CORPORATION	224,433.00
<b>Total for SPECIAL BUILDING</b>				<b>340,794.69</b>
196664	4/21/2003	107541	APPLIED INFORMATION MANAGEMENT	1,666.66
196677	4/21/2003	033373	JULIE FJELL	300.00
196679	4/21/2003	043780	GARDEN ENTERPRISES LLC	210.91
196680	4/21/2003	131971	NEAL GRANDGENETT	200.00
196684	4/21/2003	048518	HEINEMANN PROFESSIONAL DEVELOPMENT	636.00
196695	4/21/2003	107087	JYM KRUSE	350.00
196696	4/21/2003	065541	MAHONEY STATE PARK	166.35
196705	4/21/2003	083239	NANCY R. SIEGERT	300.00
<b>Total for GRANT FUND</b>				<b>3,829.92</b>
196673	4/21/2003	032904	RONALD DEREMER	60.00
196681	4/21/2003	132710	MICHAEL T GREEN	60.00
196682	4/21/2003	130309	WAYNE GRUDLE	48.00
196691	4/21/2003	049850	HY-VEE FOOD STORE (OAKVIEW DR)	22.63
196692	4/21/2003	131637	RICK JANECEK	36.00
196708	4/21/2003	130238	DEBRA STEPHENSON	60.00
<b>Total for ACTIVITY FUND</b>				<b>286.63</b>

**Millard Public Schools**

Check Register for 4/21/2003 - 4/21/2003

Date: 4/14/2003

Check Number	Date	Vendor No	Vendor Name	Amount
<b>Report Total</b>				<b>444,856.30</b>

# Millard Public Schools

Check Register for 4/10/2003 - 4/10/2003

Date: 4/10/2003

Check Number	Date	Vendor No	Vendor Name	Amount
196215	4/10/2003	107454	CHRISTOPHER COLLING	120.00
196216	4/10/2003	099556	DRAMATISTS PLAY SERVICE, INC.	180.00
196217	4/10/2003	106773	FIRST NATIONAL BANK VISA	11,612.24
196218	4/10/2003	107087	JYM KRUSE	305.00
196219	4/10/2003	130135	JOSEPH J. MARTINEC JR.	225.00
196220	4/10/2003	064008	JOSEPH J. MARTINEC	112.50
196221	4/10/2003	130091	MILLARD NORTH MIDDLE SCHOOL	252.00
196222	4/10/2003	068393	NEBRASKA STATE PATROL	10.00
196223	4/10/2003	107732	BRIAN L. NELSON	400.00
196224	4/10/2003	071368	PETTY CASH/MILLARD NORTH	240.52
196225	4/10/2003	090678	UNISOURCE	5,704.82
196226	4/10/2003	090630	US POSTMASTER	111.00
196227	4/10/2003	090630	US POSTMASTER	600.00
<b>Total for GENERAL FUND</b>				<b>19,873.08</b>
196217	4/10/2003	106773	FIRST NATIONAL BANK VISA	872.25
<b>Total for GRANT FUND</b>				<b>872.25</b>
<b>Report Total</b>				<b>20,745.33</b>

**Millard Public Schools**

Check Register for 4/11/2003 - 4/11/2003

Date: 4/11/2003

Check Number	Date	Vendor No	Vendor Name	Amount
196228	4/11/2003	132714	DAVID R PATNEAUDE	976.00
<b>Total for ACTIVITY FUND</b>				<b>976.00</b>
<b>Report Total</b>				<b>976.00</b>

# Millard Public Schools

Check Register for 4/3/2003 - 4/3/2003

Date: 4/3/2003

Check Number	Date	Vendor No	Vendor Name	Amount
196050	4/3/2003	132700	PAM BOOSALIS	50.00
196051	4/3/2003	131995	M. MARTHA BRUCKNER	340.24
196052	4/3/2003	106123	CHICAGO MARRIOTT HOTEL	319.42
196053	4/3/2003	106123	CHICAGO MARRIOTT HOTEL	525.09
196054	4/3/2003	107454	CHRISTOPHER COLLING	120.00
196055	4/3/2003	048840	SUZANNE J HINMAN	401.73
196056	4/3/2003	049600	HOUCHEN BINDERY LTD	70.05
196057	4/3/2003	131141	JON T LOPEZ	936.78
196058	4/3/2003	131309	MIDWEST IB SCHOOLS	100.00
196059	4/3/2003	130091	MILLARD NORTH MIDDLE SCHOOL	196.00
196060	4/3/2003	132698	NATIONAL BAND ASSOCIATION	90.00
196061	4/3/2003	108325	NEBRASKA STATE BANDMASTERS ASSOC	125.00
196062	4/3/2003	068393	NEBRASKA STATE PATROL	40.00
196063	4/3/2003	107732	BRIAN L. NELSON	480.00
196064	4/3/2003	055400	MARTHA E NIELSEN	1,811.87
196065	4/3/2003	132683	OMAHA NORTH HIGH SCHOOL	617.50
196066	4/3/2003	132683	OMAHA NORTH HIGH SCHOOL	601.00
196067	4/3/2003	071371	PETTY CASH/CENTRAL MIDDLE	84.41
196068	4/3/2003	083186	MARK L SHIELDS	740.46
196069	4/3/2003	132493	GREGORY E TIEMANN	689.24
196070	4/3/2003	106234	UNO MUSIC DEPARTMENT	217.00
<b>Total for GENERAL FUND</b>				<b>8,555.79</b>
196049	4/3/2003	010298	ACCU CUT SYSTEMS	358.00
<b>Total for ACTIVITY FUND</b>				<b>358.00</b>
<b>Report Total</b>				<b>8,913.79</b>



**Millard Public Schools**

Check Register for 4/7/2003 - 4/7/2003

Date: 4/2/2003

Check Number	Date	Vendor No	Vendor Name	Amount
196036	4/7/2003	103068	BOOKS ON TAPE INC	165.60
196037	4/7/2003	132524	CAPITAL SPECTRUM INC/CSI	606.49
196038	4/7/2003	026537	CORWIN PRESS INC	34.49
196039	4/7/2003	130908	DOUGLAS COUNTY SCHOOL DIST.28-0001	6,875.00
196040	4/7/2003	131551	EDUCATIONAL SERVICE UNIT #7	170.00
196041	4/7/2003	130343	DAVID L. GERARD	1,065.00
196042	4/7/2003	132636	GUIDANCE CHANNEL	44.95
196043	4/7/2003	132647	HEWLET PACKARD-COMMERCIAL REPAIRS	121.61
196044	4/7/2003	106109	HORACE MANN LEAGUE OF USA	40.00
196045	4/7/2003	130548	NCS PEARSON INC	216.00
196046	4/7/2003	071053	OMAHA WORLD HERALD (EDUC)	220.44
196047	4/7/2003	071050	OMAHA WORLD HERALD CO	796.38
196048	4/7/2003	051572	THOMSON LEARNING	1,420.00
<b>Total for GENERAL FUND</b>				<b>11,775.96</b>
<b>Report Total</b>				<b>11,775.96</b>

# Millard Public Schools

Check Register for 4/7/2003 - 4/7/2003

Date: 3/31/2003

Check Number	Date	Vendor No	Vendor Name	Amount
195395	4/7/2003	107252	AA WHEEL & TRUCK SUPPLY INC	
195396	4/7/2003	011241	AAHPERD	1.68
195397	4/7/2003	010037	ABC SCHOOL SUPPLY COMPANY	220.00
195398	4/7/2003	131632	AC AWARDS, INC.	102.27
195399	4/7/2003	010283	ACADEMIC THERAPY PUBLICATIONS	336.00
195400	4/7/2003	010298	ACCU CUT SYSTEMS	245.30
195401	4/7/2003	010003	ACT INC	1,207.72
195402	4/7/2003	102961	JEAN BLAYDES MADIGAN	10,838.75
195403	4/7/2003	132402	HEIDI L ADAMS	63.00
195404	4/7/2003	108296	PAT SHARKEY	25.00
195405	4/7/2003	011235	AFFORDABLE SPORTS INC.	55.00
195406	4/7/2003	132684	AIR-HYDR SYS/NEBR BRNG CO	279.50
195407	4/7/2003	010888	ALBERTSONS 2201	19.81
195408	4/7/2003	108394	MARJORIE E ALFIERI	1,576.21
195409	4/7/2003	131419	ALFREY TRAVEL BUREAU	31.04
195410	4/7/2003	010946	JEFFREY S ALFREY	83.90
195411	4/7/2003	011040	ALL BRANDS TOOL SERVICE INC	63.00
195412	4/7/2003	011185	ALLIED OIL & SUPPLY, INC.	211.39
195413	4/7/2003	109079	ALLTEL	109.85
195414	4/7/2003	109079	ALLTEL	1,406.69
195415	4/7/2003	109113	ALPHASMART, INC.	80.62
195416	4/7/2003	099597	AMERICAN GUIDANCE SERVICE INC	226.00
195418	4/7/2003	099836	ANDERSEN TRENCHING &	725.07
195420	4/7/2003	101098	APPELBAUM TRAINING INSTITUTE	7,171.00
195421	4/7/2003	012989	APPLE COMPUTER, INC.	140.00
195422	4/7/2003	106889	APPLIED INDUSTRIAL TECHNOLOGIES	2,154.40
195423	4/7/2003	106436	AQUA-CHEM INC	25.42
195424	4/7/2003	131410	AQUENT LLC	387.55
195425	4/7/2003~	013496	ASCD	3,225.00
195427	4/7/2003 ✓	102840	ASSOCIATED FIRE PROTECTION	433.75
195428	4/7/2003	012507	AT&T	96.50
195429	4/7/2003	012507	AT&T	301.47
				1,414.85

**Millard Public Schools**

Check Register for 4/7/2003 - 4/7/2003

Date: 3/31/2003

Check Number	Date	Vendor No	Vendor Name	Amount
195430	4/7/2003	010083	ATS MOBILE TELEPHONE CO., INC.	650.54
195431	4/7/2003	102237	AUTO STATION	7,526.46
195432	4/7/2003	108092	APW/AUTO VALUE	923.50
195433	4/7/2003	102727	B & H PHOTO	96.49
195434	4/7/2003	131546	GLENDA K BACHMANN	42.60
195435	4/7/2003	016295	BADGER BODY & TRUCK EQUIPMENT CO	44.00
195436	4/7/2003	109852	BAER SUPPLY	37.10
195437	4/7/2003	017609	MARY L BAHNEY	99.16
195438	4/7/2003	132001	BETH L BALKUS	811.20
195439	4/7/2003	017900	BARCO MUNICIPAL PRODUCTS, INC.	12.95
195441	4/7/2003	017877	CYNTHIA L BARR-MCNAIR	65.23
195442	4/7/2003	017926	ROSEMARY W BARTA	68.24
195443	4/7/2003	108411	DEBORAH JEAN BEAN	19.01
195444	4/7/2003	018240	CAROL A BEATY	679.80
195445	4/7/2003	102860	BENIK CORP.	77.59
195447	4/7/2003	101062	BENNINGTON IMPLEMENT INC	4,048.92
195448	4/7/2003	019111	BISHOP BUSINESS EQUIPMENT	4,869.50
195449	4/7/2003	130760	BLIMPIES	48.71
195450	4/7/2003	019138	JON T BLOOMQUIST	293.04
195451	4/7/2003	132124	JASON M BOATWRIGHT	16.45
195452	4/7/2003	130899	KIMBERLY M BOLAN	86.14
195453	4/7/2003	019559	BOUND TO STAY BOUND BOOKS INC	3,206.23
195454	4/7/2003	019588	KAY M BOWERS	86.90
195455	4/7/2003	130311	BOYS TOWN NATIONAL RESOURCE	94.30
195456	4/7/2003	132447	ANNDEE BRANDYBERRY	119.82
195457	4/7/2003	132677	SHEILA D BRESLEY	75.95
195458	4/7/2003	130346	BROCK ENTERPRISES INC.	4,415.67
195459	4/7/2003	020050	BRODART CO.	67.08
195460	4/7/2003	130820	DAVID J BUCKLEY	35.31
195461	4/7/2003	132612	BUILDING COMPONENTS INC	160.00
195462	4/7/2003	103092	BULB DIRECT	62.91
195463	4/7/2003	020560	BUREAU FOR AT-RISK YOUTH	44.95

**Millard Public Schools**

Check Register for 4/7/2003 - 4/7/2003

Date: 3/31/2003

Check Number	Date	Vendor No	Vendor Name	Amount
195465	4/7/2003	020550	BUREAU OF EDUCATION & RESEARCH	4,492.00
195466	4/7/2003	020578	RONALD G. BURMOOD	200.00
195467	4/7/2003	106983	BUSINESS EQUIPMENT LEASING CO.	378.00
195469	4/7/2003	131983	DIANA M BUTLER	39.10
195470	4/7/2003	131619	C E SUNDBERG CO	17.35
195471	4/7/2003	023685	CABLE IN THE CLASSROOM	103.80
195474	4/7/2003	132601	CAREER IMPROVEMENT AND ADVANCEMENT	1,791.00
195475	4/7/2003	054237	CARL JARL LOCKSMITHS	9.90
195476	4/7/2003	023964	DAVE CARLSEN	280.00
195477	4/7/2003	023967	CARLSON SYSTEMS	38.73
195478	4/7/2003	024061	CARQUEST AUTO PARTS	23.92
195479	4/7/2003	132428	JENNIFER MARIE CARSON	115.85
195480	4/7/2003	131158	CURTIS R CASE	629.64
195481	4/7/2003	106251	CHILDRENS HEALTH MARKET INC	49.50
195482	4/7/2003	024812	CHILDS WORLD INC	59.80
195483	4/7/2003	097900	CHILDWORK CHILDSPLAY LLC	152.82
195484	4/7/2003	025100	CHRONICLE GUIDANCE PUBLISHING	245.03
195485	4/7/2003	025110	ELY CHURCHICH	1,829.55
195487	4/7/2003	131336	CITIZENS EXECUTIVE LEASING	1,602.66
195488	4/7/2003	025197	CITY OF OMAHA	29,579.13
195489	4/7/2003	132581	CLARITUS	902.69
195490	4/7/2003	025220	CLASSROOM CONNECT INC	598.00
195491	4/7/2003	099222	CLASSROOMDIRECT.COM	337.03
195492	4/7/2003	025250	CLEARVUE/EAV INC	192.60
195494	4/7/2003	132209	CMS COMMUNICATIONS, INC.	770.64
195495	4/7/2003	132279	JULIE A COE	128.12
195496	4/7/2003	107482	COLLEGE BOARD/MWRO	390.00
195497	4/7/2003	131480	SHANNON M COLLIN	107.40
195498	4/7/2003	108093	COMFORT PRODUCTS DISTRIBUTING	526.19
195499	4/7/2003	022701	SHARON R COMISAR-LANGDON	373.27
195501	4/7/2003	132524	COMMUNICATIONS SPECIALISTS INC.	606.49
195502	4/7/2003	025689	COMPUTER CABLE CONNECTION INC	373.00

**Millard Public Schools**

Check Register for 4/7/2003 - 4/7/2003

Date: 3/31/2003

Check Number	Date	Vendor No	Vendor Name	Amount
195503	4/7/2003	131980	COMPUTER PREP	256.18
195504	4/7/2003	099792	CONSOLIDATED ELECTRICAL	707.13
195505	4/7/2003	026057	CONTROL MASTERS INC	12,258.76
195507	4/7/2003	131824	REBECCA Y COOK	35.91
195508	4/7/2003	130793	CORNHUSKER STATE INDUSTRIES	16.50
195509	4/7/2003	026537	CORWIN PRESS INC	129.46
195510	4/7/2003	131210	COUNCIL BLUFFS COMMUNITY SCHOOLS	350.00
195511	4/7/2003	026660	WILLIAM J CRAWFORD	143.00
195512	4/7/2003	027130	CRYSTAL PRODUCTIONS	7.59
195513	4/7/2003	099957	CRYSTAL SPRINGS BOOKS	93.79
195514	4/7/2003	106893	CULLIGAN WATER CONDITIONING	71.50
195515	4/7/2003	027300	CUMMINS GREAT PLAINS DIESEL	79.56
195516	4/7/2003	100577	CURTIS 1000	12,449.46
195517	4/7/2003	130900	CHERYL L CUSTARD	49.28
195518	4/7/2003	132409	TED CZERNIAK	36.16
195519	4/7/2003	130731	D & D COMMUNICATIONS	294.64
195520	4/7/2003	032061	D & D LASER	788.10
195521	4/7/2003	132671	JEAN T DAIGLE	66.10
195522	4/7/2003	131894	JOSEPH DASOVIC	34.00
195523	4/7/2003	101549	DATATEAM SYSTEMS INC	3,932.72
195524	4/7/2003	032255	DAVIS PUBLICATIONS INC	55.95
195525	4/7/2003	032236	INA M DAVIS	5.50
195526	4/7/2003	132662	DAYS INN-HASTINGS	345.00
195528	4/7/2003	107469	DEFFENBAUGH INDUSTRIES	8,531.42
195529	4/7/2003	132391	DELMAR LEARNING	1,420.00
195531	4/7/2003	032680	DELTA SYSTEMS COMPANY, INC.	21.51
195532	4/7/2003	032700	DELUXE CATERING, INC.	1,130.85
195533	4/7/2003	032800	DEMCO INC	61.72
195534	4/7/2003	032872	DENNIS SUPPLY COMPANY	281.89
195535	4/7/2003	106319	DES MOINES STAMP MANUFACTURING	175.80
195536	4/7/2003	132674	DEYOS PHOTOGRAPHY	450.00
195537	4/7/2003	019132	DICK BLICK	395.44

**Millard Public Schools**

Check Register for 4/7/2003 - 4/7/2003

Date: 3/31/2003

Check Number	Date	Vendor No	Vendor Name	Amount
195538	4/7/2003	099220	DICK BLICK	381.48
195539	4/7/2003	033473	DIETZE MUSIC HOUSE INC.	1,329.95
195540	4/7/2003	131797	DIRECT ADVANTAGE	321.67
195541	4/7/2003	099552	DISCOUNT SCHOOL SUPPLY	138.26
195542	4/7/2003	101330	DISCOVERY CHANNEL SCHOOL	395.20
195543	4/7/2003	100560	DISNEY EDUCATIONAL PRODUCTIONS	299.00
195544	4/7/2003	106126	BARBARA H DOMSKI	27.45
195545	4/7/2003	131198	DON SHAFER DISPLAY INC.	67.20
195546	4/7/2003	132660	LINDA DONOHUE	80.00
195548	4/7/2003	100923	DOUGLAS/SARPY 4-H OFFICE	30.00
195549	4/7/2003	132580	DUANE SVEC ADVERTISING	919.75
195550	4/7/2003	131002	EDWARD D. DUELLO	236.00
195551	4/7/2003	094249	DURHAM WESTERN HERITAGE MUSEUM	141.00
195552	4/7/2003	131153	TONYA S DYKSTRA	12.98
195553	4/7/2003	036520	EASTERN NEBRASKA HUMAN	10,530.00
195554	4/7/2003	132253	EDU-KINESTHETICS	124.70
195555	4/7/2003	102947	EDUCATION CENTER INC	24.90
195556	4/7/2003	130600	EDUCATIONAL CLEARINGHOUSE INC.	41.70
195557	4/7/2003	037023	EDUCATIONAL INSIGHTS	79.24
195558	4/7/2003	132651	EDUCATIONAL INSTITUTE ASBESTOS TRNG	441.00
195559	4/7/2003	099281	EDUCATIONAL MEDIA CORPORATION	381.06
195562	4/7/2003	037525	EDUCATIONAL SERVICE UNIT #3	23,674.15
195563	4/7/2003	131551	EDUCATIONAL SERVICE UNIT #7	255.00
195564	4/7/2003	101277	EFFECTIVE COMMUNICATION SKILLS INC	1,250.00
195565	4/7/2003	130858	ALICE JEAN HOWARD	214.05
195566	4/7/2003	038100	ELECTRIC FIXTURE & SUPPLY	9,597.89
195567	4/7/2003	038140	ELECTRONIC SOUND INC.	2,700.79
195568	4/7/2003	038217	WARREN K ELTISTE	76.33
195570	4/7/2003	132624	ENNIS PAINTS	2,995.20
195571	4/7/2003	035610	ETA/CUISENAIRE	103.02
195572	4/7/2003	038475	EXCEL ELECTRIC INC	688.04
195573	4/7/2003	099320	EYE ON EDUCATION	102.85

**Millard Public Schools**

Check Register for 4/7/2003 - 4/7/2003

Date: 3/31/2003

<b>Check Number</b>	<b>Date</b>	<b>Vendor No</b>	<b>Vendor Name</b>	<b>Amount</b>
195574	4/7/2003	040377	ROGER R FARR	60.59
195575	4/7/2003	131927	FASTSIGNS	301.50
195576	4/7/2003	131826	ALICIA C FEIST	38.85
195577	4/7/2003	040537	FERGUSON ENTERPRISES INC	394.02
195578	4/7/2003	106956	FERRELLGAS	30.36
195579	4/7/2003	040902	FIRST NATIONAL BANK TRUST DEPT	500.00
195580	4/7/2003	040919	FISHER SCIENTIFIC	509.15
195581	4/7/2003	132202	PHIL FITZWATER	148.50
195583	4/7/2003	132693	DEBRA G FLECK	6.99
195584	4/7/2003	041086	FLINN SCIENTIFIC INC	144.29
195585	4/7/2003	106714	LADONNA V FLOOD	198.35
195586	4/7/2003	131555	FLOORS, INC.	986.00
195587	4/7/2003	131085	FOCUS ON THE FAMILY	60.00
195588	4/7/2003	041098	FOLLETT EDUCATIONAL SERVICES	570.73
195589	4/7/2003	041100	FOLLETT LIBRARY RESOURCES	5,722.66
195590	4/7/2003	100307	FOOD SERVICES OF AMERICA	155.73
195591	4/7/2003	041440	FRANKLIN ELECTRONIC PUBLISHERS INC	43.89
195592	4/7/2003	041463	FREE SPIRIT PUBLISHING INC	391.24
195593	4/7/2003	041543	AMY J FRIEDMAN	10.00
195594	4/7/2003	101528	FROG PUBLICATIONS	263.84
195595	4/7/2003	F03001	FULL BLAST PRODUCTIONS	131.78
195596	4/7/2003	131494	FULL CIRCLE IMAGE	1,898.75
195597	4/7/2003	132665	IRMA GARCIA	87.60
195598	4/7/2003	131565	GARTNER & ASSOCIATES CO, INC.	86.85
195599	4/7/2003	106894	TAMMY GEBHART	903.89
195600	4/7/2003	108300	MICHELE L GEHRINGER	394.55
195601	4/7/2003	107699	GENTIVA HEALTH SERVICES	1,286.25
195602	4/7/2003	106660	GLASSMASTERS, INC.	1,244.51
195603	4/7/2003	101562	JANN L GLESMANN	17.63
195604	4/7/2003	044675	GLOBAL COMPUTER SUPPLIES	74.70
195605	4/7/2003	044891	GOPHER SPORTS EQUIPMENT	245.77
195606	4/7/2003	043609	GP BUSINESS SERVICES LLC	993.49

**Millard Public Schools**

Check Register for 4/7/2003 - 4/7/2003

Date: 3/31/2003

Check Number	Date	Vendor No	Vendor Name	Amount
195607	4/7/2003	099641	GRAPHICS LIMITED	201.25
195608	4/7/2003	044965	KATHERINE A GRAY	267.18
195609	4/7/2003	099888	GRAYBAR ELECTRIC COMPANY, INC.	1,145.60
195610	4/7/2003	099260	GREAT IDEAS FOR TEACHING INC	24.45
195611	4/7/2003	044982	GREATER OMAHA CHAMBER OF COMMERCE	350.00
195612	4/7/2003	130083	HARRY S GRIMMINGER	153.67
195613	4/7/2003	045305	GUILFORD PUBLISHING, INC.	31.45
195614	4/7/2003	132673	JULIE L HAHN	77.91
195615	4/7/2003	107933	JEFF D HALLSTROM	154.03
195616	4/7/2003	101931	HANCOCK FABRICS	155.08
195617	4/7/2003	131067	HANDWRITING WITHOUT TEARS	23.00
195618	4/7/2003	047853	HAPPY CAB COMPANY INC	16,677.40
195619	4/7/2003	101334	HARBOR FREIGHT TOOLS	440.32
195620	4/7/2003	047855	HARCOURT INC	2,610.51
195621	4/7/2003	047856	HARCOURT OUTLINES INC	146.38
195622	4/7/2003	131356	AARON HARPER	100.00
195623	4/7/2003	107600	MARTI L HARRIS	28.55
195624	4/7/2003	102103	HAYES SCHOOL PUBLISHING CO	167.96
195625	4/7/2003	048475	HEARTLAND FOUNDATION	4,340.88
195626	4/7/2003	108273	MARGARET HEBENSTREIT PT	16.05
195627	4/7/2003	048517	HEINEMANN EDUCATIONAL BOOKS	887.20
195629	4/7/2003	132647	HEWLET PACKARD-COMMERCIAL REPAIRS	133.25
195630	4/7/2003	132212	HEWLETT-PACKARD	121.61
195631	4/7/2003	132423	HEWLETT-PACKARD CO	1,148.00
195632	4/7/2003	048750	HIGH/SCOPE EDUCATIONAL RESEARCH	523.51
195633	4/7/2003	048710	HIGHSMITH COMPANY INC	267.11
195634	4/7/2003	045329	HMS BROWN BAGGERS	45.10
195635	4/7/2003	048940	HOBBY LOBBY	153.10
195637	4/7/2003	049320	HONEYMAN RENT ALL	97.85
195638	4/7/2003	097910	HORACE MANN	40.00
195639	4/7/2003	132364	MASAHIDE HORIBA	56.06
195640	4/7/2003	132592	WILLIAM SPRAGUE, JR.	727.10



**Millard Public Schools**

Check Register for 4/7/2003 - 4/7/2003

Date: 3/31/2003

Check Number	Date	Vendor No	Vendor Name	Amount
195641	4/7/2003	049440	HOSIER REFRIGERATION SUPPLY INC	713.38
195642	4/7/2003	049650	HOUGHTON MIFFLIN COMPANY	588.74
195644	4/7/2003	049670	JEAN HOWARD	39.32
195645	4/7/2003	049715	HUMAN KINETICS	80.95
195646	4/7/2003	130831	LINDA S HURYTA	41.97
195647	4/7/2003	101032	HUSKER MIDWEST PRINTING	1,199.74
195648	4/7/2003	130283	KARA L HUTTON	151.08
195649	4/7/2003	049850	HY-VEE FOOD STORE (OAKVIEW DR)	24.07
195650	4/7/2003	049844	HYDRONIC ENERGY, INC.	138.00
195651	4/7/2003	101572	IDITAROD TRAIL COMMITTEE INC	85.85
195653	4/7/2003	131084	INDEPENDENT LIVING AIDS	42.35
195654	4/7/2003	051549	INDUSTRIAL ARTS SUPPLY CO	95.41
195655	4/7/2003	051740	INLAND TRUCK PARTS CO.	164.96
195657	4/7/2003	051778	INSIGHT MEDIA INC	583.80
195658	4/7/2003	051777	INSPIRATION SOFTWARE, INC.	904.00
195659	4/7/2003	132600	INSTRUCTIONAL IMAGES INC	50.75
195660	4/7/2003	102958	INTERSTATE ALL BATTERY CENTER	1,277.61
195661	4/7/2003	052370	INTERSTATE ELECTRIC SUPPLY CO	762.05
195662	4/7/2003	109094	PATRICK M IRWIN	66.50
195663	4/7/2003	101991	J.A. SEXAUER	39.38
195664	4/7/2003	026300	J.P. COOKE COMPANY	13.56
195665	4/7/2003	100928	J.W. PEPPER & SON INC.	246.98
195666	4/7/2003	130259	JAGUAR EDUCATIONAL	85.90
195667	4/7/2003	054230	JANELLE PUBLICATIONS INC	154.00
195668	4/7/2003	131031	JOHNS MUSIC INC	110.95
195669	4/7/2003	054500	JOHNSON HARDWARE COMPANY	391.01
195670	4/7/2003	054492	JIMMIE L JOHNSON	300.00
195671	4/7/2003	107053	JULIE A. JOHNSON	76.81
195672	4/7/2003	132639	PATRICIA L JOHNSTON	50.00
195673	4/7/2003	054630	JOHNSTONE SUPPLY	211.57
195674	4/7/2003	056215	KAPLAN EARLY LEARNING CO	175.89
195675	4/7/2003	101641	KAR PRODUCTS	1,024.28

**Millard Public Schools**

Check Register for 4/7/2003 - 4/7/2003

Date: 3/31/2003

Check Number	Date	Vendor No	Vendor Name	Amount
195676	4/7/2003	132675	DAVID M KASLON	200.00
195677	4/7/2003	056240	EDMUND J KAZMIERSKI	77.09
195678	4/7/2003	056275	KEL-WELCO DISTRIBUTING, INC.	10.00
195680	4/7/2003	109848	KERI KENNON	30.00
195682	4/7/2003	132676	DENNIS F KIMBERLIN	280.00
195683	4/7/2003	056724	KINKO'S	204.57
195684	4/7/2003	084090	KIWANIS CLUB OF SOUTHWEST OMAHA	85.00
195685	4/7/2003	056770	BETTY H KLESITZ	90.52
195686	4/7/2003	106582	KOHL'S PHARMACY & HOMECARE INC	209.52
195687	4/7/2003	107010	EUNICE A KOKRDA	62.73
195688	4/7/2003	056905	DEBORAH S KOLC	63.00
195689	4/7/2003	055039	KRISTI J KOZAK	24.39
195690	4/7/2003	132141	PAMELA P KREGG	4.65
195691	4/7/2003	131722	KROGER	105.91
195692	4/7/2003	057683	JANET F KRUGER	16.94
195695	4/7/2003	058755	LIDLAW TRANSIT INC	129,787.46
195696	4/7/2003	058757	LAKELAND ENGINEERING EQUIPMENT CO.	6.42
195697	4/7/2003	099217	LAKESHORE LEARNING MATERIALS	751.85
195698	4/7/2003	132679	MATT LANGLEY	1,980.00
195699	4/7/2003	130792	LEARNING RESOURCES	177.80
195700	4/7/2003	059300	CAROL A LEWIS	80.30
195701	4/7/2003	059360	LIBRARY STORE INC	236.85
195702	4/7/2003	059470	LIEN TERMITE & PEST CONTROL INC	426.00
195703	4/7/2003	108375	PAUL J LIMONGI	17.24
195704	4/7/2003	059577	LINGUISYSTEMS, INC.	728.65
195705	4/7/2003	059560	LINWELD INC	606.98
195706	4/7/2003	059622	LISTENING LIBRARY	165.60
195707	4/7/2003	131970	LITHIA FORD OF OMAHA	42.97
195708	4/7/2003	109829	JESSICA L LITTLEJOHN	239.44
195709	4/7/2003	102981	LMI	70.49
195710	4/7/2003	132694	LOCOS MEXICAN GRILL	306.31
195711	4/7/2003	132678	KATHLEEN F LORSBACH	5.97

**Millard Public Schools**

Check Register for 4/7/2003 - 4/7/2003

Date: 3/31/2003

Check Number	Date	Vendor No	Vendor Name	Amount
195712	4/7/2003	060023	NEBRASKA SPORTS INDUSTRIES INC.	2,394.00
195713	4/7/2003	060100	LOVELAND LAWNS	524.58
195714	4/7/2003	060111	LOVELESS MACHINE & GRINDING	185.39
195715	4/7/2003	131397	LOWE'S HOME CENTERS INC	104.99
195716	4/7/2003	057770	LRP PUBLICATIONS INC	138.25
195717	4/7/2003	107276	CARA A LUCAS	40.64
195718	4/7/2003	060125	LUCKS MUSIC LIBRARY INC	78.61
195719	4/7/2003	060155	LYMAN-RICHEY CORPORATION	669.91
195720	4/7/2003	099321	MACKIN BOOK COMPANY	2,043.68
195721	4/7/2003	063781	MALECKI MUSIC	643.45
195722	4/7/2003	064139	MASTER MECHANICAL SERVICE, INC.	491.72
195723	4/7/2003	108052	MAX I WALKER	336.06
195724	4/7/2003	101129	MAYER JOHNSON INC	35.00
195725	4/7/2003	130481	GERALDINE L MCCLENNY	9.71
195726	4/7/2003	131019	RICHARD MCCOLLOM	17.68
195727	4/7/2003	100753	MCCORMICK'S ENTERPRISES, INC.	908.50
195728	4/7/2003	100944	MCDONALD & ASSOCIATES INC	632.90
195729	4/7/2003	063349	MCGRAW-HILL COMPANIES	2,746.80
195730	4/7/2003	132598	MCMASTER-CARR	58.43
195731	4/7/2003	099781	MCQUEENY LOCK COMPANY	185.85
195732	4/7/2003	064260	MECHANICAL SALES INC.	59.26
195733	4/7/2003	102560	MEDCO COMPANY	98.85
195734	4/7/2003	121126	PATRICIA A MEEKER	8.57
195735	4/7/2003	064413	MENARDS INC	1,142.40
195736	4/7/2003	064600	METAL DOORS & HARDWARE COMPANY INC	1,938.00
195737	4/7/2003	108304	METRO MEDICAL TRANSPORTATION	593.75
195741	4/7/2003	064800	METRO UTILITIES DISTRICT OF OMAHA	138,873.06
195742	4/7/2003	064618	METROPOLITAN COMMUNITY COLLEGE	207.00
195743	4/7/2003	132611	MICHAEL RHODES FILM CLIPS	216.00
195744	4/7/2003	102870	MIDLAND COMPUTER INC	7,625.56
195745	4/7/2003	064833	MIDLANDS BUSINESS JOURNAL	6.80
195746	4/7/2003	648477	MIDLANDS MESSENGER SERVICE INC	166.95

**Millard Public Schools**

Check Register for 4/7/2003 - 4/7/2003

Date: 3/31/2003

Check Number	Date	Vendor No	Vendor Name	Amount
195747	4/7/2003	010412	MIDWEST DISTRIBUTING CORP.	1,050.00
195749	4/7/2003	132659	MIDWEST PRODUCTS CO., INC.	65.68
195750	4/7/2003	065233	MIDWEST TURF & IRRIGATION INC	3,914.87
195751	4/7/2003	065300	MILLARD DRYWALL SERVICES, INC.	115.72
195752	4/7/2003	065400	MILLARD LUMBER INC	547.88
195753	4/7/2003	099585	MILLARD MANUFACTURING COMPANY	290.00
195754	4/7/2003	107560	MILLARD METAL SERVICES INC.	96.00
195755	4/7/2003	065410	MILLARD SCHOOLS ADMINISTRATIVE	222.80
195756	4/7/2003	108451	MILLARD SCHOOLS HOT LUNCH FUND	7.76
195757	4/7/2003	065350	MILLARD TRUE VALUE HARDWARE	255.80
195758	4/7/2003	065810	MIRACLE RECREATION	31.49
195759	4/7/2003	065844	MOBILITY OPTIONS	19.00
195760	4/7/2003	065895	MODERN SCHOOL SUPPLIES INC	327.40
195761	4/7/2003	065950	MODERN SOUND PICTURES, INC.	233.00
195762	4/7/2003	109149	JULIE MOESSNER	15.60
195763	4/7/2003	066010	MONEY HANDLING MACHINES, INC.	99.00
195764	4/7/2003	066100	JUDITH M MOORE	20.54
195765	4/7/2003	063150	MSC INDUSTRIAL SUPPLY CO	360.68
195766	4/7/2003	063115	MULTI-HEALTH SYSTEMS	261.80
195767	4/7/2003	102596	WEIDER PUBLICATIONS LLC	34.97
195768	4/7/2003	066580	MUSIC IN MOTION INC	196.85
195769	4/7/2003	066608	MUSIC TEACHERS SUPPLY	268.25
195770	4/7/2003	067030	CYNTHIA D NABITY	302.66
195771	4/7/2003	099533	NACAC	200.00
195772	4/7/2003	099662	NAESP	225.00
195773	4/7/2003	066996	NAPA/GENUINE PARTS COMPANY	156.25
195774	4/7/2003	067000	NASCO	1,003.67
195775	4/7/2003	130959	NATIONAL ACADEMY PRESS	48.78
195776	4/7/2003	067253	NATIONAL ASSOC OF SECONDARY	210.00
195777	4/7/2003	103012	NATIONAL BUSINESS EDUCATION	65.00
195778	4/7/2003	067597	NATIONAL COMPUTER SYS SEE V#130548	216.00
195779	4/7/2003	132535	NATIONAL COUNCIL ON ECONOMIC	707.14

**Millard Public Schools**

Check Register for 4/7/2003 - 4/7/2003

Date: 3/31/2003

Check Number	Date	Vendor No	Vendor Name	Amount
195781	4/7/2003	107414	NATIONAL INST FOR SCHOOL&WORKPLACE	5,000.00
195782	4/7/2003	130948	NATIONAL PEN CORPORATION	89.64
195783	4/7/2003	068280	JOHN R NATTERMANN	103.04
195784	4/7/2003	108416	WILLIAM B NATTERMANN	114.71
195786	4/7/2003	068334	NEBRASKA AIR FILTER, INC.	1,667.30
195788	4/7/2003	068445	NEBRASKA FURNITURE MART INC	886.48
195789	4/7/2003	130706	NEBRASKA IOWA INDUSTRIAL FASTENERS	261.63
195790	4/7/2003	068466	NEBRASKA PRINTING CENTER	1,289.52
195791	4/7/2003	068684	NEBRASKA SCIENTIFIC	335.57
195792	4/7/2003	102590	NEBRASKA STATE READING ASSOC	350.00
195793	4/7/2003	131476	NEBRASKA TURF PRODUCTS	18,904.00
195794	4/7/2003	068801	NEBRASKA WORKFORCE DEVELOPMENT	75.00
195795	4/7/2003	109843	NEXTEL	681.38
195796	4/7/2003	109843	NEXTEL	1,097.90
195797	4/7/2003	109843	NEXTEL	643.96
195798	4/7/2003	132654	CAROL L NICKLEN	55.36
195799	4/7/2003	069675	NOBBIES	49.93
195800	4/7/2003	069689	NOGG CHEMICAL & PAPER	1,088.53
195801	4/7/2003	131655	NORTH COAST MEDICAL INC	83.40
195802	4/7/2003	103026	NOVELL BRAINSHARE	1,196.00
195803	4/7/2003	067017	NSTA PUBLICATION SALES	141.45
195804	4/7/2003	069945	NUTS & BOLTS, INC.	443.81
195805	4/7/2003	132610	OAEYC	45.00
195806	4/7/2003	070190	OFFICE DEPOT (125TH/RETAIL)	182.95
195810	4/7/2003	100013	OFFICE DEPOT BUS. SVCS. DIV.	14,433.13
195811	4/7/2003	101147	OFFICE MAX #521	150.39
195812	4/7/2003	070245	OHARCO DISTRIBUTORS	474.43
195813	4/7/2003	070480	OMAHA BUSINESS FURNITURE INC	942.95
195814	4/7/2003	099658	OMAHA CHILDRENS MUSEUM	210.00
195815	4/7/2003	070662	OMAHA HEARING SCHOOL FOR CHILDREN	3,673.46
195816	4/7/2003	071025	OMAHA TRUCK CENTER INC	1,660.93
195817	4/7/2003	071039	OMAHA WINDUSTRIAL CO.	311.45

**Millard Public Schools**

Check Register for 4/7/2003 - 4/7/2003

Date: 3/31/2003

Check Number	Date	Vendor No	Vendor Name	Amount
195818	4/7/2003	071040	OMAHA WINNELSON COMPANY	13.14
195819	4/7/2003	071053	OMAHA WORLD HERALD (EDUC)	5,932.20
195820	4/7/2003	071050	OMAHA WORLD HERALD CO	7,891.82
195821	4/7/2003	107815	ON LINE IMAGING SERVICES LLC	720.00
195822	4/7/2003	071138	ORIENTAL TRADING COMPANY	110.90
195823	4/7/2003	107193	OTIS ELEVATOR COMPANY	281.75
195824	4/7/2003	131552	OTTER CREEK INSTITUTE	318.00
195825	4/7/2003	071190	OVERHEAD DOOR COMPANY OMAHA	298.70
195826	4/7/2003	071240	OXFORD UNIVERSITY PRESS INC	46.81
195827	4/7/2003	071515	PAINTIN PLACE CERAMICS INC	56.81
195828	4/7/2003	102967	PALOS SPORTS INC	213.53
195829	4/7/2003	071528	PAMECO CORPORATION	7.46
195830	4/7/2003	132006	ANDREA L PARSONS	82.31
195831	4/7/2003	108098	ANGELO D PASSARELLI	340.52
195832	4/7/2003	132166	PATRICIA M KUSEK	120.00
195833	4/7/2003	071760	PATTON EQUIPMENT COMPANY INC	289.00
195834	4/7/2003	020175	PAUL H BROOKES PUBLISHING CO	109.84
195835	4/7/2003	071771	LT NEIL P. PAULISON	3,510.00
195836	4/7/2003	071891	PAYFLEX SYSTEMS USA, INC.	152.00
195837	4/7/2003	071353	WARFIELD PCI LIMITED	252.13
195838	4/7/2003	102699	PEARSON EDUCATION	21.00
195839	4/7/2003	109027	PEARSON EDUCATION	191.55
195840	4/7/2003	132691	JEREMY D PENN	147.20
195841	4/7/2003	072200	PERFECTION LEARNING CORP.	1,638.55
195842	4/7/2003	072216	PERMA BOUND	63.81
195843	4/7/2003	132656	JANET L PERRONE	19.14
195844	4/7/2003	131302	LYNETTE A PERRY	152.17
195845	4/7/2003	130720	JILL E PETERSEN	18.00
195846	4/7/2003	131304	FREDERICK A PETITO	47.82
195847	4/7/2003	106967	PHILFLEET ADVANTAGE	2,032.57
195848	4/7/2003	072450	PHILLIPS 66 COMPANY	5,203.18
195849	4/7/2003	132692	JOAN C PHILLIPS	44.11

**Millard Public Schools**

Check Register for 4/7/2003 - 4/7/2003

Date: 3/31/2003

Check Number	Date	Vendor No	Vendor Name	Amount
195850	4/7/2003	072464	PHONIC EAR INC	331.50
195851	4/7/2003	072500	PIECES OF LEARNING	185.40
195852	4/7/2003	130721	MARY J PILLE	690.72
195853	4/7/2003	072760	PITSCO INC	186.19
195855	4/7/2003	108071	PITTSBURGH PAINTS-5508	664.37
195856	4/7/2003	072785	PLANK ROAD PUBLISHING INC	102.25
195857	4/7/2003	131986	PLAY WITH A PURPOSE	205.10
195858	4/7/2003	072850	PLAYTIME EQUIPMENT & SCHOOL SUPPLY	1,600.55
195859	4/7/2003	132655	NANCY M POMA	12.07
195860	4/7/2003	072900	POPPLERS MUSIC INC	46.70
195861	4/7/2003	073010	PORTER TRUSTIN CARLSON	235.59
195862	4/7/2003	073011	JUDITH E PORTER	286.94
195863	4/7/2003	073210	PRAIRIE CONSTRUCTION COMPANY	850.00
195865	4/7/2003	073231	PRECISION INDUSTRIES, INC.	323.96
195866	4/7/2003	132269	PRENTKE ROMICH COMPANY	2,394.00
195867	4/7/2003	102199	PRIORITY ONE FITNESS	6,048.00
195868	4/7/2003	073427	PRO-ED	1,579.60
195869	4/7/2003	107657	PROTEC SYSTEMS, LLC.	165.00
195871	4/7/2003	073040	PSI GROUP-OMAHA	10,000.00
195872	4/7/2003	099551	PSYCHOLOGICAL CORPORATION	1,083.83
195873	4/7/2003	132563	QUEST CENTER FOR PROF. DEV. INC.	119.00
195874	4/7/2003	077794	QUINLAN PUBLISHING GROUP	169.93
195875	4/7/2003	090673	QWEST	30,278.85
195876	4/7/2003	090673	QWEST	46.62
195877	4/7/2003	131292	QWEST CHOICE TV & ONLINE	2.00
195878	4/7/2003	107325	QWEST GOVERNMENT SERVICES, INC.	500.00
195879	4/7/2003	132657	INGRID RAAD	20.00
195880	4/7/2003	132533	RACHELLE & ASSOCIATES	113.85
195881	4/7/2003	099219	RADIOSHACK	51.95
195882	4/7/2003	078250	RALSTON PUBLIC SCHOOLS	85,656.00
195883	4/7/2003	078420	RAWSON & SONS ROOFING, INC.	9,205.00
195884	4/7/2003	106725	RD FITNESS SERVICE	550.00

**Millard Public Schools**

Check Register for 4/7/2003 - 4/7/2003

Date: 3/31/2003

Check Number	Date	Vendor No	Vendor Name	Amount
195885	4/7/2003	132392	REFEREE MAGAZINE	39.95
195886	4/7/2003	078760	REGAL AWARDS, INC.	34.50
195887	4/7/2003	078958	REMEDIA PUBLICATIONS	175.86
195888	4/7/2003	078967	RENTAL CITY	114.49
195889	4/7/2003	132578	RESEARCH & EDUCATION ASSOCIATION	221.08
195890	4/7/2003	079106	PATRICIA W RHODES	49.19
195891	4/7/2003	079179	RIEKES EQUIPMENT COMPANY	1,882.09
195893	4/7/2003	079190	RIGBY EDUCATION	1,043.29
195894	4/7/2003	132686	CARMEN RING	80.23
195895	4/7/2003	109118	JEFFREY E RITZ	174.47
195896	4/7/2003	099555	RIVERSIDE PUBLISHING COMPANY	605.21
195897	4/7/2003	131376	ROBERT BROOKE & ASSOCIATES, INC.	207.71
195898	4/7/2003	079310	ROCKBROOK CAMERA CENTER	806.85
195900	4/7/2003	079440	ROSENBAUM ELECTRIC INC	8,049.35
195901	4/7/2003	084660	RS STOVER COMPANY	237.05
195902	4/7/2003	130312	RUETER'S RED POWER	2,900.44
195903	4/7/2003	107539	RUTH & MUELLER LLC	5,300.00
195904	4/7/2003	079691	SADDLEBACK EDUCATIONAL INC	51.92
195905	4/7/2003	081491	SAGE PUBLICATIONS, INC.	34.49
195906	4/7/2003	081495	LEONARD E SAGENBRECHT	63.00
195907	4/7/2003	081640	JOAN M SANDERS	62.78
195908	4/7/2003	081725	KIMBERLEY K SAUM-MILLS	63.00
195909	4/7/2003	081800	SAX ARTS & CRAFTS INC	386.54
195911	4/7/2003	081891	SCHMITT MUSIC CENTER	46.18
195912	4/7/2003	082100	SCHOLASTIC INC	7,022.29
195913	4/7/2003	082164	SCHOOL BOARD SUPPORT SERVICES	375.00
195914	4/7/2003	082200	SCHOOL HEALTH CORPORATION	870.05
195915	4/7/2003	101165	SCHOOL MATE	2,255.00
195916	4/7/2003	130526	SCHOOL MEDIA ASSOCIATES	811.65
195917	4/7/2003	082350	SCHOOL SPECIALTY INC	103.96
195919	4/7/2003	082910	SECURITY EQUIPMENT, INC.	2,782.43
195920	4/7/2003	108161	STAN J SEGAL	23.38



**Millard Public Schools**

Check Register for 4/7/2003 - 4/7/2003

Date: 3/31/2003

<b>Check Number</b>	<b>Date</b>	<b>Vendor No</b>	<b>Vendor Name</b>	<b>Amount</b>
195921	4/7/2003	132583	SELF ESTEEM SHOP	158.76
195922	4/7/2003	132666	KATHERINE SHEPPARD	70.00
195923	4/7/2003	130645	SHERWIN-WILLIAMS	1,656.00
195924	4/7/2003	083190	LINDA S SHIRCK	81.12
195925	4/7/2003	083219	SHOPKO STORE #056	129.62
195926	4/7/2003	130893	SHOPPING MADE EASY.COM,INC.	2,430.06
195927	4/7/2003	131058	SHURE, INC.	50.00
195929	4/7/2003	083451	SIMPLICITY PATTERN COMPANY	18.95
195930	4/7/2003	083452	SIMPSON SUPPLY	343.43
195931	4/7/2003	132180	SIRENA FILMS LLC	55.00
195932	4/7/2003	083590	SLOSSON EDUCATIONAL PUBLICATIONS	79.04
195933	4/7/2003	099592	SMILE MAKERS, INC.	60.65
195934	4/7/2003	107093	CHARLENE S SNYDER	51.72
195935	4/7/2003	083950	SOCIAL STUDIES SCHOOL SERVICE	99.90
195936	4/7/2003	102264	SOFTWARE PLUS	1,508.16
195937	4/7/2003	109793	SOLUTION ONE	221.49
195938	4/7/2003	130722	SOLUTIONS FOR YOUR OFFICE	585.66
195939	4/7/2003	102666	SOUTH DAKOTA TEACHER JOB FAIR	150.00
195940	4/7/2003	084081	SOUTH OMAHA TERMINAL WAREHOUSE CO	748.80
195941	4/7/2003	100421	SOUTH/SOUTHWEST YMCA	123.00
195942	4/7/2003	084093	SOUTHWEST STRINGS	36.70
195943	4/7/2003	084240	SPEECH BIN	112.30
195944	4/7/2003	132577	COLLEEN A SPELLMAN	106.98
195945	4/7/2003	084326	SPORTIME	422.41
195946	4/7/2003	102142	SPORTS ILLUSTRATED	59.95
195947	4/7/2003	101378	STAFF DEVELOPMENT FOR EDUCATORS	1,099.00
195948	4/7/2003	132667	SHANE A STAIGER	472.00
195949	4/7/2003	084397	STANDARD DIGITAL IMAGING INC	68.40
195950	4/7/2003	084415	STANDARD STATIONERY SUPPLY CO	776.48
195951	4/7/2003	084550	STEPHENSON SCHOOL SUPPLY CO.	16.72
195952	4/7/2003	093844	ELIZABETH W STILES	203.67
195953	4/7/2003	132316	AMANDA STOFFERAHN	59.85

**Millard Public Schools**

Check Register for 4/7/2003 - 4/7/2003

Date: 3/31/2003

Check Number	Date	Vendor No	Vendor Name	Amount
195954	4/7/2003	130622	JEFFREY C. STORY	530.23
195955	4/7/2003	106606	JEAN STOTHERT	88.87
195956	4/7/2003	131211	SUCCESSORIES	273.41
195957	4/7/2003	084689	SULLIVAN SEWER SERVICE INC	1,073.00
195958	4/7/2003	084781	SUMMIT LEARNING	1,111.93
195959	4/7/2003	132400	SUN TURF, INC.	9.61
195960	4/7/2003	084900	SUNBURST TECHNOLOGY CORP.	379.90
195961	4/7/2003	084905	SUNDANCE PUBLISHING LLC	117.58
195962	4/7/2003	084907	SUNDERLAND BROTHERS COMPANY	286.94
195963	4/7/2003	084930	SUPER DUPER INC	826.67
195964	4/7/2003	102869	SUPER SAVER #20	440.77
195965	4/7/2003	132459	MARTY SWANSON	141.60
195966	4/7/2003	132417	JAMES D SWITZER	13.96
195967	4/7/2003	088654	TARGET	248.42
195968	4/7/2003	101393	TEACHERS VIDEO COMPANY	346.17
195969	4/7/2003	088830	TED'S MOWER SALES & SERVICE INC	1,105.61
195970	4/7/2003	102822	THERAPRO INC	156.85
195971	4/7/2003	132629	THERMO IEC	191.22
195972	4/7/2003	051572	THOMSON LEARNING	793.92
195973	4/7/2003	132140	TILT GOLF	60.00
195974	4/7/2003	083780	TOM SNYDER PRODUCTIONS	161.95
195975	4/7/2003	089572	TOOL SHED INC	7.20
195976	4/7/2003	089574	TOTAL MARKETING, INC.	340.00
195977	4/7/2003	132680	BETH A TOWNSEND	70.00
195978	4/7/2003	089587	TOYS FOR SPECIAL CHILDREN	890.99
195979	4/7/2003	101470	TOYS R US	99.90
195980	4/7/2003	106364	TRANE COMPANY	990.48
195981	4/7/2003	101301	TREND ENTERPRISES INC	541.36
195982	4/7/2003	089765	TRI-V TOOL & MFG. CO.	462.50
195983	4/7/2003	089760	TRIARCO ARTS & CRAFTS LLC	79.58
195984	4/7/2003	090632	U.S. TOY CO./CONSTR PLAYTHINGS	767.85
195985	4/7/2003	102846	ULTIMATE OFFICE INC	210.60

**Millard Public Schools**

Check Register for 4/7/2003 - 4/7/2003

Date: 3/31/2003

Check Number	Date	Vendor No	Vendor Name	Amount
195986	4/7/2003	090678	UNISOURCE	10,569.32
195987	4/7/2003	099268	UNITED ART AND EDUCATION	145.81
195988	4/7/2003	090214	UNITED ELECTRIC SUPPLY CO INC	48.32
195989	4/7/2003	109861	UNITED EQUIPMENT SERVICES	460.00
195990	4/7/2003	068875	UNIV OF NE MED CENTER	2,040.00
195991	4/7/2003	131651	UNIVERSITY OF CHICAGO DIST. CENTER	220.87
195992	4/7/2003	100096	UNIVERSITY OF NE AT LINCOLN	210.00
195993	4/7/2003	132359	UNIVERSITY OF NEBRASKA AT OMAHA	35.00
195994	4/7/2003	090900	UNIVERSITY PUB, INC.	2,087.00
195995	4/7/2003	131693	US FOODSERVICE	182.14
195996	4/7/2003	106173	UTA HALEE GIRLS VILLAGE	5,491.76
195997	4/7/2003	091040	VALENTINOS INC	198.25
195998	4/7/2003	131338	VANDER HAAG'S INC.	428.00
195999	4/7/2003	102808	VICTORY BRIEFS	44.00
196001	4/7/2003	130676	VISITING NURSES HEALTH SERVICES	576.00
196002	4/7/2003	109122	CONNIE L VLCEK	27.75
196003	4/7/2003	092600	VOSS ELECTRIC CO	1,218.00
196004	4/7/2003	093650	WARD'S NATURAL SCIENCE EST INC	306.09
196005	4/7/2003	093765	WATER ENGINEERING, INC.	1,850.00
196006	4/7/2003	093772	WATKINS CONCRETE BLOCK CO. INC.	74.16
196007	4/7/2003	109810	BETHANY B WATSON	110.60
196008	4/7/2003	130269	MELISSA L WEAVER	158.78
196009	4/7/2003	093978	BECKY S WEGNER	78.84
196010	4/7/2003	012459	TED WEIR	472.00
196011	4/7/2003	093990	MARGARET L WELCH	758.90
196012	4/7/2003	131998	RICHARD M WERKHEISER	188.49
196013	4/7/2003	094174	WEST MUSIC COMPANY	12,549.02
196014	4/7/2003	094350	WESTERN PSYCHOLOGICAL SERVICES	180.24
196016	4/7/2003	094245	WESTLAKE HARDWARE	319.06
196017	4/7/2003	094630	WESTONE LABORATORIES	77.25
196018	4/7/2003	094650	WESTSIDE COMMUNITY SCHOOLS	685.00
196019	4/7/2003	109119	TRACEY A WIESER	25.19

# Millard Public Schools

Check Register for 4/7/2003 - 4/7/2003

Date: 3/31/2003

Check Number	Date	Vendor No	Vendor Name	Amount
196020	4/7/2003	132638	WINDSOR INDUSTRIES	597.47
196021	4/7/2003	095173	WINGERT JONES MUSIC INC.	1,944.52
196022	4/7/2003	100109	WNET/EDUCATIONAL BROADCASTING	24.90
196023	4/7/2003	109073	CRAIG J WOLF	113.15
196024	4/7/2003	130716	SUSAN J WOOSTER	221.03
196025	4/7/2003	095371	WORLD ALMANAC EDUCATION	858.07
196026	4/7/2003	095491	GLEN E WRAGGE	299.56
196027	4/7/2003	132663	KATHRYN A WRIGHT	295.50
196028	4/7/2003	044950	WW GRAINGER INC	1,634.92
196029	4/7/2003	101370	XEROX CORPORATION (ORDERS)	316.00
196030	4/7/2003	095674	XEROX CORPORATION (LEASES)	102,747.90
196031	4/7/2003	131334	WAI CHI YIM	472.00
196032	4/7/2003	096200	YOUNG & WHITE	17,276.52
196033	4/7/2003	108383	ZACHARY ZAISS	70.00

**Total for GENERAL FUND**

**1,053,482.94**

195413	4/7/2003	109079	ALLTEL	-570.80
195417	4/7/2003	102430	AMI GROUP INC	686.25
195421	4/7/2003	012989	APPLE COMPUTER, INC.	53.00
195468	4/7/2003	099431	BUSINESS MEDIA, INC.	1,600.00
195486	4/7/2003	025150	CIACCIO-DENNEL GROUP INC	950.00
195502	4/7/2003	025689	COMPUTER CABLE CONNECTION INC	2,078.23
195505	4/7/2003	026057	CONTROL MASTERS INC	68,277.00
195569	4/7/2003	132066	ENGINEERED CONTROLS INC.	5,069.00
195572	4/7/2003	038475	EXCEL ELECTRIC INC	2,387.66
195631	4/7/2003	132423	HEWLETT-PACKARD CO	17,092.00
195713	4/7/2003	060100	LOVELAND LAWNS	262.94
195744	4/7/2003	102870	MIDLAND COMPUTER INC	65.38
195855	4/7/2003	108071	PITTSBURGH PAINTS-5508	9.50
195864	4/7/2003	132337	PRE-OWNED ELECTRONICS, INC.	144.47
195900	4/7/2003	079440	ROSENBAUM ELECTRIC INC	16,461.91
195910	4/7/2003	081880	SCHEMMER ASSOCIATES, INC.	10,232.00

**Millard Public Schools**

Check Register for 4/7/2003 - 4/7/2003

Date: 3/31/2003

Check Number	Date	Vendor No	Vendor Name	Amount
<b>Total for SPECIAL BUILDING</b>				<b>124,798.54</b>
195419	4/7/2003	099358	ANNENBERG/CPB PROJECT	383.79
195440	4/7/2003	099646	BARNES & NOBLE BOOKSTORE(OAKV)	391.93
195465	4/7/2003	020550	BUREAU OF EDUCATION & RESEARCH	2,542.50
195472	4/7/2003	023856	CAMBRIDGE GROUP	3,349.51
195473	4/7/2003	108354	CAMP FIRE USA	250.00
195493	4/7/2003	131226	CMI EDUCATION INSTITUTE INC.	139.00
195496	4/7/2003	107482	COLLEGE BOARD/MWRO	100.00
195562	4/7/2003	037525	EDUCATIONAL SERVICE UNIT #3	516.39
195571	4/7/2003	035610	ETA/CUISENAIRE	48.13
195582	4/7/2003	033373	JULIE FJELL	450.00
195620	4/7/2003	047855	HARCOURT INC	628.98
195627	4/7/2003	048517	HEINEMANN EDUCATIONAL BOOKS	257.40
195628	4/7/2003	048518	HEINEMANN PROFESSIONAL DEVEL.	763.00
195631	4/7/2003	132423	HEWLETT-PACKARD CO	3,260.00
195632	4/7/2003	048750	HIGH/SCOPE EDUCATIONAL RESEARCH	132.54
195636	4/7/2003	099759	HOLIDAY INN OF KEARNEY	721.67
195643	4/7/2003	132531	TERRY P HOULTON	11.78
195652	4/7/2003	132455	IMAPSUSA - FLAGS! GEORGIA	78.50
195657	4/7/2003	051778	INSIGHT MEDIA INC	261.45
195679	4/7/2003	056279	KENDALL/HUNT PUBLICATIONS	315.11
195681	4/7/2003	131810	KIMBERLY A KIDDER	31.99
195693	4/7/2003	130055	JANIE KUHLLERS	10.00
195695	4/7/2003	058755	LIDLAW TRANSIT INC	80.34
195744	4/7/2003	102870	MIDLAND COMPUTER INC	156.00
195755	4/7/2003	065410	MILLARD SCHOOLS ADMINISTRATIVE	50.00
195785	4/7/2003	069785	NCA, CASI	436.00
195787	4/7/2003	068400	NEBRASKA COUNCIL ON ECON ED/SMG	90.00
195792	4/7/2003	102590	NEBRASKA STATE READING ASSOC	670.00
195810	4/7/2003	100013	OFFICE DEPOT BUS. SVCS. DIV.	393.80
195830	4/7/2003	132006	ANDREA L PARSONS	151.74
195844	4/7/2003	131302	LYNETTE A FERRY	127.02

# Millard Public Schools

Check Register for 4/7/2003 - 4/7/2003

Date: 3/31/2003

Check Number	Date	Vendor No	Vendor Name	Amount
195887	4/7/2003	078958	REMEDIA PUBLICATIONS	272.21
195898	4/7/2003	079310	ROCKBROOK CAMERA CENTER	630.00
195912	4/7/2003	082100	SCHOLASTIC INC	2,747.30
195918	4/7/2003	082395	CLAUDIA K SCHULTE	10.61
195928	4/7/2003	083239	NANCY R. SIEGERT	450.00
195947	4/7/2003	101378	STAFF DEVELOPMENT FOR EDUCATORS	753.00
196000	4/7/2003	092323	VIRCO MANUFACTURING CORP	2,952.38
<b>Total for GRANT FUND</b>				<b>24,614.07</b>
195547	4/7/2003	130908	DOUGLAS COUNTY SCHOOL DIST.28-0001	259,491.85
195562	4/7/2003	037525	EDUCATIONAL SERVICE UNIT #3	224.94
<b>Total for INTERLOCAL FUND</b>				<b>259,716.79</b>
195413	4/7/2003	109079	ALLTEL	12.68
195426	4/7/2003	013226	ASI SIGN SYSTEMS	221.00
195500	4/7/2003	103038	COMMITTEE FOR CHILDREN	938.39
195506	4/7/2003	132687	ED CONWAY	60.00
195530	4/7/2003	099249	DELTA EDUCATION LLC	90.65
195572	4/7/2003	038475	EXCEL ELECTRIC INC	1,287.61
195590	4/7/2003	100307	FOOD SERVICES OF AMERICA	457.80
195605	4/7/2003	044891	GOPHER SPORTS EQUIPMENT	623.86
195621	4/7/2003	047856	HARCOURT OUTLINES INC	140.40
195633	4/7/2003	048710	HIGHSMITH COMPANY INC	568.77
195656	4/7/2003	101435	INNOVATIVE LABORATORY SYSTEMS INC	5,612.63
195694	4/7/2003	132661	MARK KURTZ	200.00
195697	4/7/2003	099217	LAKESHORE LEARNING MATERIALS	73.57
195744	4/7/2003	102870	MIDLAND COMPUTER INC	177.34
195748	4/7/2003	064950	MIDWEST METAL WORKS INC	45.90
195751	4/7/2003	065300	MILLARD DRYWALL SERVICES, INC.	1,706.36
195752	4/7/2003	065400	MILLARD LUMBER INC	27.88
195768	4/7/2003	066580	MUSIC IN MOTION INC	32.70
195780	4/7/2003	099928	NATIONAL FORENSIC LEAGUE	90.00
195804	4/7/2003	069945	NUTS & BOLTS, INC.	5.91

**Millard Public Schools**

Check Register for 4/1/2003 - 4/1/2003

Date: 4/2/2003

Check Number	Date	Vendor No	Vendor Name	Amount
196034	4/1/2003	095674	XEROX CORPORATION (LEASES)	102,747.90
<b>Total for GENERAL FUND</b>				<b>102,747.90</b>
<b>Report Total</b>				<b>102,747.90</b>

**Millard Public Schools**

Check Register for 3/28/2003 - 3/28/2003

Date: 3/28/2003

Check Number	Date	Vendor No	Vendor Name	Amount
195011	3/28/2003	090630	U.S. POSTMASTER	4,000.00
<b>Total for GENERAL FUND</b>				<b>4,000.00</b>
<b>Report Total</b>				<b>4,000.00</b>



**Millard Public Schools**

Check Register for 3/27/2003 - 3/27/2003

Date: 3/27/2003

Check Number	Date	Vendor No	Vendor Name	Amount
194996	3/27/2003	011651	AMERICAN EXPRESS	4,188.09
194999	3/27/2003	065443	MILLARD WEST HIGH SCHOOL	200.00
195000	3/27/2003	063736	NEBRASKA SHAKESPEARE FESTIVAL	1,000.00
195001	3/27/2003	108325	NEBRASKA STATE BANDMASTERS ASSOC	125.00
195002	3/27/2003	068393	NEBRASKA STATE PATROL	10.00
195003	3/27/2003	100216	NETA	50.00
195004	3/27/2003	132683	OMAHA NORTH HIGH SCHOOL	587.50
195005	3/27/2003	106308	PAPILLION JUNIOR HIGH	85.00
195006	3/27/2003	132115	PETTY CASH/YAP	187.50
<b>Total for GENERAL FUND</b>				<b>6,433.09</b>
194997	3/27/2003	132374	CHRISTINA DEVRIES	180.00
195007	3/27/2003	132649	PEGGY A REINECKE	1,000.00
<b>Total for GRANT FUND</b>				<b>1,180.00</b>
194998	3/27/2003	132681	TRISHA HELLIGSO	75.00
195008	3/27/2003	132219	CHRIS SAYRE	249.00
195009	3/27/2003	132682	CAROLYN SUE THOMAS	150.00
195010	3/27/2003	131334	WAI CHI YIM	75.00
<b>Total for ACTIVITY FUND</b>				<b>549.00</b>
<b>Report Total</b>				<b>8,162.09</b>

# Millard Public Schools

Check Register for 3/20/2003 - 3/20/2003

Date: 3/20/2003

Check Number	Date	Vendor No	Vendor Name	Amount
194965	3/20/2003	106110	BRAD BURWELL	250.00
194966	3/20/2003	107454	CHRISTOPHER COLLING	120.00
194967	3/20/2003	099759	HOLIDAY INN OF KEARNEY	359.80
194968	3/20/2003	049600	HOUCHEN BINDERY LTD	74.05
194969	3/20/2003	131581	INTERNATIONAL THESPIAN SOCIETY	520.00
194970	3/20/2003	F03016	JJ EDUCATION	706.00
194971	3/20/2003	107053	JULIE A. JOHNSON	250.00
194972	3/20/2003	132668	MIKE KENNEDY	250.00
194973	3/20/2003	060153	KEITH W LUTZ	0.00
194974	3/20/2003	130091	MILLARD NORTH MIDDLE SCHOOL	203.00
194976	3/20/2003	067253	NATIONAL ASSOC OF SECONDARY	86.95
194977	3/20/2003	068393	NEBRASKA STATE PATROL	30.00
194978	3/20/2003	107732	BRIAN L. NELSON	330.00
194980	3/20/2003	132625	NSCTA	80.00
194981	3/20/2003	108098	ANGELO D PASSARELLI	0.00
194982	3/20/2003	071753	MIKE PATE	250.00
194983	3/20/2003	072899	LINDA POOLE	250.00
194984	3/20/2003	081725	KIMBERLEY K SAUM-MILLS	256.25
194985	3/20/2003	106606	JEAN STOTHERT	250.00
194986	3/20/2003	100798	UNIVERSITY OF NE AT OMAHA	60.00
194987	3/20/2003	091040	VALENTINOS INC	38.88
194988	3/20/2003	038217	WARREN K ELTISTE	144.00
194989	3/20/2003	060153	KEITH W LUTZ	250.00
194990	3/20/2003	060153	KEITH W LUTZ	28.98
194991	3/20/2003	108098	ANGELO D PASSARELLI	151.45
194992	3/20/2003	108098	ANGELO D PASSARELLI	98.00
<b>Total for GENERAL FUND</b>				<b>5,037.36</b>
194964	3/20/2003	017789	BANCROFT BODY SHOP	1,571.63
<b>Total for SPECIAL BUILDING</b>				<b>1,571.63</b>
194975	3/20/2003	132670	NASTID	114.00
194979	3/20/2003	131662	JULIA NOYES	500.00

**Millard Public Schools**

Check Register for 3/20/2003 - 3/20/2003

Date: 3/20/2003

Check Number	Date	Vendor No	Vendor Name	Amount
<b>Total for GRANT FUND</b>				<b>614.00</b>
<b>Report Total</b>				<b>7,222.99</b>

**Millard Public Schools**

Check Register for 3/13/2003 - 3/13/2003

Date: 3/13/2003

Check Number	Date	Vendor No	Vendor Name	Amount
194487	3/13/2003	132653	NAJE INC	100.00
<b>Total for GENERAL FUND</b>				<b>100.00</b>
<b>Report Total</b>				<b>100.00</b>

**Millard Public Schools**

Check Register for 3/13/2003 - 3/13/2003

Date: 3/13/2003

Check Number	Date	Vendor No	Vendor Name	Amount
194469	3/13/2003	106123	CHICAGO MARRIOTT HOTEL	353.89
194470	3/13/2003	107454	CHRISTOPHER COLLING	120.00
194471	3/13/2003	109036	GALE GROUP	1,246.00
194473	3/13/2003	132647	HEWLET PACKARD-COMMERCIAL REPAIRS	121.61
194475	3/13/2003	049600	HOUCHEN BINDERY LTD	18.30
194476	3/13/2003	132646	DAVID LAMMEL	70.80
194478	3/13/2003	107724	NATIONAL FORENSIC LEAGUE	195.00
194479	3/13/2003	107406	NEBRASKA SPEECH COMMUNICATION	40.00
194480	3/13/2003	068393	NEBRASKA STATE PATROL	40.00
194481	3/13/2003	107732	BRIAN L. NELSON	340.00
194482	3/13/2003	073040	PSI GROUP-OMAHA	10,000.00
194485	3/13/2003	131446	TOSHIBA AMERICA INFO SYS INC	6,539.50
194486	3/13/2003	107354	STEPHEN W. VENTEICHER	100.00
<b>Total for GENERAL FUND</b>				<b>19,185.10</b>
194468	3/13/2003	132644	CHARLIES ON THE LAKE	500.00
194472	3/13/2003	132648	MICHELE M GREENWOOD	117.00
194474	3/13/2003	132645	HIGHLINE COMMUNITY COLLEGE	2,103.83
<b>Total for GRANT FUND</b>				<b>2,720.83</b>
194477	3/13/2003	130575	JAYNE MACHOLAN	75.00
194483	3/13/2003	132649	PEGGY A REINECKE	2,900.00
194484	3/13/2003	107755	ARTHUR J. SILKNITTER JR.	80.00
<b>Total for ACTIVITY FUND</b>				<b>3,055.00</b>
<b>Report Total</b>				<b>24,960.93</b>

Hot Lunch Fund **Millard Public Schools**

Check Register for 4/21/2003 - 4/21/2003

Date: 4/14/2003

Check Number	Date	Vendor No	Vendor Name	Amount
17366	4/21/2003	130796	ERIC AKEN	109.38
17367	4/21/2003	010010	AMERIPRIDE LINEN & APPAREL SERVICE	2,137.68
17368	4/21/2003	010032	ARMORED KNIGHTS INC	5,021.26
17369	4/21/2003	131267	JUSTIN H. BAINBRIDGE	28.13
17370	4/21/2003	131370	JOSHUA ALAN BARR	40.63
17371	4/21/2003	010047	JANICE K BEUKENHORST	75.56
17372	4/21/2003	130760	BLIMPIES	6,009.50
17373	4/21/2003	130776	ALAN J. BLUBAUGH	73.44
17374	4/21/2003	132022	JOHN RAYMOND BRANDQUIST II	62.50
17375	4/21/2003	010061	BULLER FIXTURE COMPANY	223.81
17376	4/21/2003	099907	ELAINE A CARSEY	14.49
17377	4/21/2003	100346	COCA-COLA BOTTLING OF OMAHA	25,254.37
17378	4/21/2003	130797	SHERRI E COLLINS	42.19
17379	4/21/2003	010120	JAMES B CRAMER	153.67
17380	4/21/2003	099921	DAHL VENDING & WHOLESALE	3,266.22
17381	4/21/2003	132020	SARAH A DEBUCK	54.69
17382	4/21/2003	010178	LINDA M DOYLE	17.54
17383	4/21/2003	132067	EARTHGRAINS BAKING CO'S INC.	6,874.75
17384	4/21/2003	036654	ECOLAB INC	201.00
17385	4/21/2003	132249	TONY DANIEL EDWARDS	7.81
17386	4/21/2003	038100	ELECTRIC FIXTURE & SUPPLY	319.80
17387	4/21/2003	132024	HOLLY ANNE FECH	28.13
17388	4/21/2003	132703	TODD FLEISCHER	8.00
17389	4/21/2003	100307	FOOD SERVICES OF AMERICA	80,159.33
17390	4/21/2003	010670	GOODWIN TUCKER GROUP	172.79
17391	4/21/2003	010250	GREATER OMAHA REFRIGERATION	158.00
17392	4/21/2003	130759	GREENBERG FRUIT COMPANY	8,601.77
17393	4/21/2003	132706	LINDA GUTCHEWSKY	39.65
17394	4/21/2003	132025	BENJAMIN M HARTLEY	37.50
17395	4/21/2003	102494	HOBART INSTITUTE OF WELDING	232.75
17396	4/21/2003	010280	SAMUEL A PULLEN INC	943.41
17397	4/21/2003	048960	HOCKENBERGS EQUIP & SUPPLY CO INC	181.60

Hot Lunch Fund **Millard Public Schools**

Check Register for 4/21/2003 - 4/21/2003

Date: 4/14/2003

Check Number	Date	Vendor No	Vendor Name	Amount
17398	4/21/2003	101031	JUDY L HULL	11.18
17399	4/21/2003	010315	INTERSTATE BRANDS CORPORATION	1,722.00
17400	4/21/2003	104010	WILLIAM J. JACKSON	31.25
17401	4/21/2003	130800	ADAM DAVID JOHNSON	10.94
17402	4/21/2003	054630	JOHNSTONE SUPPLY	15.86
17403	4/21/2003	130868	JUDITH A HUGHES	25.48
17404	4/21/2003	010110	INTERSTATE BRANDS CORPORATION	4,673.60
17405	4/21/2003	132029	ANNA KLOSTERMAN	56.25
17406	4/21/2003	132032	WILLIAM E LANG	37.50
17407	4/21/2003	132704	CHERI LARSON	23.00
17408	4/21/2003	102491	LARUE COFFEE	699.19
17409	4/21/2003	010394	MARILYN L LAYMAN	8.06
17410	4/21/2003	130767	LITTLE CAESARS PIZZA	5,198.70
17411	4/21/2003	132705	JEANNE MARQUARDT	42.20
17412	4/21/2003	101460	MCKEE FOODS CORPORATION	568.73
17413	4/21/2003	131475	VICENTE MENDOZA	37.50
17414	4/21/2003	064950	MIDWEST METAL WORKS INC	125.00
17415	4/21/2003	065438	MILLARD NORTH HIGH SCHOOL	4,117.75
17416	4/21/2003	065440	MILLARD SOUTH HIGH SCHOOL	3,104.46
17417	4/21/2003	065443	MILLARD WEST HIGH SCHOOL	4,919.05
17418	4/21/2003	130964	MINDY L GARGANO	3.97
17419	4/21/2003	132021	REBECCA NAVIN	101.56
17420	4/21/2003	010460	NEBRASKA FOOD DISTRIBUTION	16,579.31
17421	4/21/2003	132033	JAMES NELSON JR.	20.31
17422	4/21/2003	101688	PANDA INC	4,327.50
17423	4/21/2003	130771	NICHOLAS JACOB PASCALE	87.50
17424	4/21/2003	131245	THERESE N PAUSTIAN	75.00
17425	4/21/2003	102445	EDRIE K PEARCE	108.05
17426	4/21/2003	131238	DONNA M PICKERING	75.00
17427	4/21/2003	099823	ADRIANE REESE	28.94
17428	4/21/2003	104011	RYAN RENNER	62.50
17429	4/21/2003	010544	ROBERTS DAIRY COMPANY	34,198.96

## Hot Lunch Fund Millard Public Schools

Check Register for 4/21/2003 - 4/21/2003

Date: 4/14/2003

Check Number	Date	Vendor No	Vendor Name	Amount
17430	4/21/2003	107735	BLAKE E. ROWAN	54.69
17431	4/21/2003	130778	ROBERT LEIGH SALSBURY	92.19
17432	4/21/2003	131474	ANKUR SARAWAGI	62.50
17433	4/21/2003	130773	AMANDA CATHLINE SCHNEIDER	109.38
17434	4/21/2003	131507	SCHOOL LINK TECHNOLOGIES	10,278.14
17435	4/21/2003	106591	ANDY SIRD	93.75
17436	4/21/2003	131503	SUNRISE DONUTS	215.46
17437	4/21/2003	130989	BRAD ANDREW TEPLY	45.31
17438	4/21/2003	132708	BEVERLY J. THURMAN	75.00
17439	4/21/2003	131693	US FOODSERVICE	32,313.86
17440	4/21/2003	091040	VALENTINOS INC	3,854.50
17441	4/21/2003	132028	ELIZABETH VANCANTI	28.13
17442	4/21/2003	099729	EARLENE WAKEFIELD	29.19
17443	4/21/2003	132019	LINDSEY N WICHITA	32.81
17444	4/21/2003	104009	ZACHARY WILLIAMS	54.69
17445	4/21/2003	044950	WW GRAINGER INC	31.06

<b>Total for FOOD SERVICE</b>	<b>269,018.31</b>
-------------------------------	-------------------

<b>Report Total</b>	<b>269,018.31</b>
---------------------	-------------------



**Hot Lunch Fund Millard Public Schools**

Check Register for 4/7/2003 - 4/7/2003

Date: 3/31/2003

Check Number	Date	Vendor No	Vendor Name	Amount
17359	4/7/2003	109079	ALLTEL	285.13
17360	4/7/2003	025689	COMPUTER CABLE CONNECTION INC	364.49
17361	4/7/2003	032872	DENNIS SUPPLY COMPANY	121.35
17362	4/7/2003	065400	MILLARD LUMBER INC	24.67
17363	4/7/2003	100013	OFFICE DEPOT BUS. SVCS. DIV.	571.24
17364	4/7/2003	070245	OHARCO DISTRIBUTORS	126.54
17365	4/7/2003	094245	WESTLAKE HARDWARE	7.14
<b>Total for FOOD SERVICE</b>				<b>1,500.56</b>
<b>Report Total</b>				<b>1,500.56</b>

Hot Lunch Fund **Millard Public Schools**

Check Register for 3/27/2003 - 3/27/2003

Date: 3/27/2003

Check Number	Date	Vendor No	Vendor Name	Amount
17358	3/27/2003	068834	UNIVERSITY OF NEBRASKA-LINCOLN	140.00
<b>Total for FOOD SERVICE</b>				<b>140.00</b>
<b>Report Total</b>				<b>140.00</b>

**Hot Lunch Fund Millard Public Schools**

Check Register for 3/20/2003 - 3/20/2003

Date: 3/20/2003

Check Number	Date	Vendor No	Vendor Name	Amount
17354	3/20/2003	065438	MILLARD NORTH HIGH SCHOOL	4,691.56
17355	3/20/2003	065440	MILLARD SOUTH HIGH SCHOOL	3,790.93
17356	3/20/2003	065443	MILLARD WEST HIGH SCHOOL	5,198.49
17357	3/20/2003	132620	TEXKEM INCORPORATED	66.35
<b>Total for FOOD SERVICE</b>				<b>13,747.33</b>
<b>Report Total</b>				<b>13,747.33</b>


ALL Data


# Current Cash Balance Report

Date: 02/01/2003 thru 02/28/2003

Arranged by:  
Group ID and Activity Number

Activity Number and Name	Beginning Cash	Receipts	Disbursements	Adjustments	Cash Balance
<b>A General Funds</b>					
100 General Fund	81,137.21	2,167.94	0.00	0.00	83,305.15
150 Petty Cash	0.00	0.00	0.00	0.00	0.00
170 DSAC Vending	1,569.93	109.60	84.90	52.23	1,646.86
180 Interest Earned - Checking	4,922.38	73.90	0.00	0.00	4,996.28
190 Interest on Savings	28,093.87	0.00	0.00	0.00	28,093.87
<b>A General Funds Totals:</b>	<b>115,723.39</b>	<b>2,351.44</b>	<b>84.90</b>	<b>52.23</b>	<b>118,042.16</b>
<b>B Administrative Custody Accts</b>					
200 Staff Development	630.00	0.00	0.00	0.00	630.00
210 Activity Express	48,087.99	3,560.00	2,511.62	32.50	49,168.87
215 Hal Field Trips	-2,232.72	0.00	80.34	0.00	-2,313.06
230 Hospitality	74.52	70.98	0.00	0.00	145.50
235 Educational Services Hospitality	51.08	0.00	31.00	0.00	20.08
240 Corporate Cup	-175.23	229.69	0.00	0.00	54.46
245 Paybac	1,217.76	0.00	0.00	0.00	1,217.76
<b>B Administrative Custody Accts Totals:</b>	<b>47,653.40</b>	<b>3,860.67</b>	<b>2,622.96</b>	<b>32.50</b>	<b>48,923.61</b>
<b>C School Custody Accts</b>					
300 Instrument Rental	36,294.50	33.00	0.00	0.00	36,327.50
310 South Swim Lessons	4,175.00	0.00	0.00	0.00	4,175.00
320 North Swim Lessons	4,560.00	0.00	0.00	0.00	4,560.00
325 West Swim Lessons	6,525.00	0.00	0.00	0.00	6,525.00
330 North Open Swim	0.00	0.00	0.00	0.00	0.00
335 West Open Swim	0.00	0.00	0.00	0.00	0.00
340 South Open Swim	0.00	0.00	0.00	0.00	0.00
350 Maintenance Vending	1,996.44	0.00	0.00	0.00	0.00
355 CMS Annex Vending	0.00	0.00	0.00	67.87	2,064.31
360 Facility Use Rental Fee	28,937.60	1,154.65	0.00	0.00	0.00
365 Facility Use Building Access	71,243.87	3,649.25	0.00	0.00	30,092.25
366 Facility Use Staffing	7.75	769.50	0.00	0.00	74,893.12
370 Pre-School Special Education	599.85	0.00	0.00	0.00	777.25
400 Check Collection	0.00	200.70	0.00	0.00	599.85
500 District Wide Coca-Cola	7,367.01	18,878.83	18,365.33	-32.50	0.00
<b>C School Custody Accts Totals:</b>	<b>161,707.02</b>	<b>24,685.93</b>	<b>18,533.53</b>	<b>-84.73</b>	<b>7,760.41</b>
<b>D Investments</b>					
900 Savings	-141,301.38	0.00	0.00	0.00	-141,301.38
<b>D Investments Totals:</b>	<b>-141,301.38</b>	<b>0.00</b>	<b>0.00</b>	<b>0.00</b>	<b>-141,301.38</b>
<b>Report Totals:</b>	<b>183,782.43</b>	<b>30,898.04</b>	<b>21,241.39</b>	<b>0.00</b>	<b>193,439.08</b>

  
 Heidi May, Executive Secretary DSAC

  
 Chris Hughes, Accounting Manager DSAC

ALL Data

# Current Cash Balance Report

Date: 02/01/2003 thru 02/28/2003

Arranged by:  
Group ID and Activity Numbr

Activity Number and Name	Beginning Cash	Receipts	Disbursements	Adjustments	Cash Balance
<b>A Extra-Curriculars</b>					
1020 HAL Field Trips	2,441.00	72.00	0.00	0.00	2,513.00
A Extra-Curriculars Totals:	2,441.00	72.00	0.00	0.00	2,513.00
Report Totals:	2,441.00	72.00	0.00	0.00	2,513.00

*HL May*

ALL Data


# Current Cash Balance Report

Date: 02/01/2003 thru 02/28/2003

Arranged by:  
Group ID and Activity Number

Activity Number and Name	Beginning Cash	Receipts	Disbursements	Adjustments	Cash Balance
<b>A ACTIVITY GENERAL FUND</b>					
100 VENDING	831.85	22.53	0.00	0.00	854.38
110 GENERAL FUND	13,424.54	287.25	460.06	0.00	13,251.73
111 INTEREST EARNED CHECKING	576.65	8.57	0.00	0.00	585.22
<b>A ACTIVITY GENERAL FUND Totals:</b>	<b>14,833.04</b>	<b>318.35</b>	<b>460.06</b>	<b>0.00</b>	<b>14,691.33</b>
<b>D CLUBS AND ORGANIZATIONS</b>					
501 STUDENT COUNCIL	330.61	0.00	213.75	0.00	116.86
502 ENVIRONMENTAL CLUB	-19.50	0.00	0.00	0.00	-19.50
503 MUSIC CLUB	38.37	0.00	0.00	0.00	38.37
504 LEADERSHIP PROGRAM	3,341.56	0.00	2,298.42	0.00	1,043.14
<b>D CLUBS AND ORGANIZATIONS Totals:</b>	<b>3,691.04</b>	<b>0.00</b>	<b>2,512.17</b>	<b>0.00</b>	<b>1,178.87</b>
<b>E ADMINISTRATIVE CUSTODIAL ACCT</b>					
601 CROSSING GUARD	0.00	0.00	0.00	0.00	0.00
602 HOSPITALITY	-29.47	0.00	0.00	0.00	-29.47
610 MEDIA	639.90	3,766.31	2,868.34	0.00	1,537.87
615 FIELD TRIPS	-1,945.43	0.00	0.00	0.00	-1,945.43
620 TEACHER PTO	0.00	0.00	0.00	0.00	0.00
625 TEACHER FUND	257.97	0.00	0.00	0.00	257.97
630 R.E.A.D.	0.00	0.00	0.00	0.00	0.00
<b>E ADMINISTRATIVE CUSTODIAL ACCT Totals:</b>	<b>-1,077.03</b>	<b>3,766.31</b>	<b>2,868.34</b>	<b>0.00</b>	<b>-179.06</b>
<b>F DISTRICT CUSTODIAL ACCT.</b>					
700 REIMBURSEMENT	0.00	0.00	0.00	0.00	0.00
720 CONVENTION	988.83	0.00	0.00	0.00	988.83
<b>F DISTRICT CUSTODIAL ACCT. Totals:</b>	<b>988.83</b>	<b>0.00</b>	<b>0.00</b>	<b>0.00</b>	<b>988.83</b>
<b>Report Totals:</b>	<b>18,435.88</b>	<b>4,084.66</b>	<b>5,840.57</b>	<b>0.00</b>	<b>16,679.97</b>

  
 Erik Chaussee, Principal

  
 Cindy Wrenn, Secretary

ALL Data

# Current Cash Balance Report

Arranged by:

Date: 02/01/2003 thru 02/28/2003

Group ID and Activity Numl

Activity Number and Name	Beginning Cash	Receipts	Disbursements	Adjustments	Cash Balance
<b>A Extra-Curricular Activities</b>					
1000 Kindergarten Field Trips	0.00	0.00	0.00	0.00	0.00
1001 First Grade Field Trip	0.00	0.00	0.00	0.00	0.00
1002 Second Grade Field Trip	356.00	0.00	0.00	0.00	356.00
1003 Third Grade Field Trip	487.00	0.00	0.00	0.00	487.00
1004 Fourth Grade Field Trip	655.90	0.00	0.00	0.00	655.90
1005 Fifth Grade Field Trip	479.56	0.00	0.00	0.00	479.56
<b>A Extra-Curricular Activities Totals:</b>	<u>1,978.46</u>	<u>0.00</u>	<u>0.00</u>	<u>0.00</u>	<u>1,978.46</u>
<b>Report Totals:</b>	<u>1,978.46</u>	<u>0.00</u>	<u>0.00</u>	<u>0.00</u>	<u>1,978.46</u>

# Current Cash Balance Report

Date: 02/01/2003 thru 02/28/2003

Arranged by:  
Group ID and Activity Number

Activity Number and Name	Beginning Cash	Receipts	Disbursements	Adjustments	Cash Balance
120	0.00	0.00	0.00	0.00	0.00
Totals:	0.00	0.00	0.00	0.00	0.00
<b>A ACTIVITY GENERAL FUND</b>					
100 VENDING	0.00	0.00	0.00	0.00	0.00
110 GENERAL FUND	13,718.94	365.50	178.90	0.00	13,905.54
115 INTEREST EARNED CHECKING	76.33	9.34	0.00	0.00	85.67
A ACTIVITY GENERAL FUND Totals:	13,795.27	374.84	178.90	0.00	13,991.21
<b>D CLUBS AND ORGANIZATIONS</b>					
501 STUDENT COUNCIL	576.47	0.00	0.00	0.00	576.47
515 Art Club	135.60	0.00	23.82	0.00	111.78
520 yearbook	310.26	0.00	0.00	0.00	310.26
525 Landscaping	0.00	0.00	0.00	0.00	0.00
530 Watch D.O.G.S.	319.42	0.00	0.00	0.00	319.42
D CLUBS AND ORGANIZATIONS Totals:	1,341.75	0.00	23.82	0.00	1,317.93
<b>E ADMINISTRATIVE CUSTODIAL ACCT</b>					
601 SOCIAL	611.86	0.00	91.00	0.00	520.86
602 HOSPITALITY	82.07	98.92	395.69	0.00	-214.70
605 D.A.R.E.	0.00	280.50	302.88	0.00	-22.38
610 LIBRARY	628.09	4,235.60	2,978.82	0.04	1,884.91
615 FIELD TRIP	-2,673.24	0.00	162.50	0.00	-2,835.74
620 Art K-5	2,432.01	0.00	0.00	0.00	2,432.01
625 BIRTHDAY BOOK CLUB	849.72	35.00	0.00	0.00	884.72
E ADMINISTRATIVE CUSTODIAL ACCT Totals:	1,930.51	4,650.02	3,930.89	0.04	2,649.68
<b>DISTRICT CUSTODIAL</b>					
700 REIMBURSEMENT	0.00	0.00	0.00	0.00	0.00
720 CONVENTION	230.61	0.00	0.00	0.00	230.61
F DISTRICT CUSTODIAL Totals:	230.61	0.00	0.00	0.00	230.61
<b>Report Totals:</b>	<b>17,298.14</b>	<b>5,024.86</b>	<b>4,133.61</b>	<b>0.04</b>	<b>18,189.43</b>

3/28/03  
 Michael Madsen  
 Maura Nielson



# Current Cash Balance Report

ALL Data

Date: 02/01/2003 thru 02/28/2003

Arranged by:  
Group ID and Activity Number

Activity Number and Name	Beginning Cash	Receipts	Disbursements	Adjustments	Cash Balance
<b>A Extra-Curricular Activities</b>					
1000 Field Trips	0.00	0.00	0.00	0.00	0.00
1001 Kdg.	725.25	0.00	0.00	0.00	725.25
1010 First Grade	0.00	112.50	0.00	0.00	112.50
1020 Second Grade	427.90	0.00	0.00	0.00	427.90
1030 Third Grade	552.45	0.00	0.00	0.00	552.45
1040 Fourth Grade	527.00	0.00	0.00	0.00	527.00
1050 Fifth Grade	561.50	0.00	0.00	0.00	561.50
1060 Primary Center	357.50	0.00	0.00	0.00	357.50
1070 Sped	0.00	0.00	0.00	0.00	0.00
2000 Clubs	0.00	0.00	0.00	0.00	0.00
2010 Choir	0.00	0.00	0.00	0.00	0.00
2050 Student Council	0.00	0.00	0.00	0.00	0.00
<b>A Extra-Curricular Activities Totals:</b>	<b>3,151.60</b>	<b>112.50</b>	<b>0.00</b>	<b>0.00</b>	<b>3,264.10</b>
<b>Report Totals:</b>	<b>3,151.60</b>	<b>112.50</b>	<b>0.00</b>	<b>0.00</b>	<b>3,264.10</b>

3/28/03

Michael Madsen  
Martha Kelson

ALL Data

# Current Cash Balance Report

Date: 02/01/2003 thru 02/28/2003

Arranged by:  
Group ID and Activity Number

Activity Number and Name	Beginning Cash	Receipts	Disbursements	Adjustments	Cash Balance
<b>A ACTIVITY GENERAL FUND</b>					
100 VENDING	654.47	0.00	92.00	0.00	562.47
110 GENERAL FUND	3,412.50	758.79	1,504.15	0.00	2,667.14
120 INTEREST EARNED CHECKING	226.51	2.19	0.00	0.00	228.70
<b>A ACTIVITY GENERAL FUND Totals:</b>	<b>4,293.48</b>	<b>760.98</b>	<b>1,596.15</b>	<b>0.00</b>	<b>3,458.31</b>
<b>D CLUBS AND ORGANIZATIONS</b>					
501 STUDENT COUNCIL	46.57	0.00	55.00	0.00	-8.43
<b>D CLUBS AND ORGANIZATIONS Totals:</b>	<b>46.57</b>	<b>0.00</b>	<b>55.00</b>	<b>0.00</b>	<b>-8.43</b>
<b>E ADMINISTRATIVE CUSTODIAL ACCT</b>					
602 HOSPITALITY	351.87	0.00	0.00	0.00	351.87
610 LIBRARY	314.85	904.60	0.00	0.00	1,219.45
615 FIELD TRIPS	-914.66	492.00	406.02	0.00	-828.68
620 BOOKFAIRS	0.00	0.00	0.00	0.00	0.00
630 BIRTHDAY BOOK CLUB	30.00	0.00	0.00	0.00	30.00
<b>E ADMINISTRATIVE CUSTODIAL ACCT Totals:</b>	<b>-217.94</b>	<b>1,396.60</b>	<b>406.02</b>	<b>0.00</b>	<b>772.64</b>
<b>F DISTRICT CUSTODIAL</b>					
700 REIMBURSEMENT	0.00	0.00	0.00	0.00	0.00
720 CONVENTION	66.85	0.00	0.00	0.00	66.85
<b>F DISTRICT CUSTODIAL Totals:</b>	<b>66.85</b>	<b>0.00</b>	<b>0.00</b>	<b>0.00</b>	<b>66.85</b>
<b>Report Totals:</b>	<b>4,188.96</b>	<b>2,157.58</b>	<b>2,057.17</b>	<b>0.00</b>	<b>4,289.37</b>

## February Reconciliation 3/10/03

*Cindi Alberico*

Cindi Alberico  
Secretary

*Rich Pahls*

Rich Pahls  
Principal

# Current Cash Balance Report

ALL Data

Date: 02/01/2003 thru 02/28/2003

Arranged by:  
Group ID and Activity Number

Activity Number and Name	Beginning Cash	Receipts	Disbursements	Adjustments	Cash Balance
<b>A Extra-Curricular Activities</b>					
1000 Field Trips	0.00	0.00	0.00	0.00	0.00
1010 First Grade	0.00	98.00	0.00	0.00	98.00
1020 Second Grade	96.00	0.00	0.00	0.00	96.00
1030 Third Grade	0.00	0.00	0.00	0.00	0.00
1040 Fourth Grade	517.00	0.00	0.00	0.00	517.00
1050 Fifth Grade	0.00	0.00	0.00	0.00	0.00
1060 Kindergarten	422.25	0.00	0.00	0.00	422.25
2000 Clubs	0.00	0.00	0.00	0.00	0.00
2010 Choir	361.50	0.00	0.00	0.00	361.50
2050 Student Council	0.00	0.00	0.00	0.00	0.00
<b>A Extra-Curricular Activities Totals:</b>	<b>1,396.75</b>	<b>98.00</b>	<b>0.00</b>	<b>0.00</b>	<b>1,494.75</b>
<b>Report Totals:</b>	<b>1,396.75</b>	<b>98.00</b>	<b>0.00</b>	<b>0.00</b>	<b>1,494.75</b>

**February Reconciliation  
3/10/03**

*Cindi Alberico*

Cindi Alberico  
Secretary

*Rich Pahls*

Rich Pahls  
Principal

ALL Data

# Current Cash Balance Report

Date: 02/01/2003 thru 02/28/2003

Arranged by:  
Group ID and Activity Number

Activity Number and Name	Beginning Cash	Receipts	Disbursements	Adjustments	Cash Balance
<b>A ACTIVITY GENERAL FUND</b>					
100 GENERAL	4,443.34	613.21	1,950.38	0.00	3,106.17
110 VENDING	550.93	94.36	9.14	0.00	636.15
125 Interest Earned	409.97	6.01	0.00	0.00	415.98
<b>A ACTIVITY GENERAL FUND Totals:</b>	<u>5,404.24</u>	<u>713.58</u>	<u>1,959.52</u>	<u>0.00</u>	<u>4,158.30</u>
<b>C SCHOOL CUSTODIAL ACCT.</b>					
200 OUTDOOR CLASSROOM	750.00	0.00	0.00	0.00	750.00
211 Mini Classes	0.00	0.00	0.00	0.00	0.00
300 ART SUPPLIES	3,708.99	245.00	0.00	0.00	3,953.99
400 Technology	963.10	0.00	0.00	0.00	963.10
401 "Read a thon" for Winnebago	0.00	0.00	0.00	0.00	0.00
<b>C SCHOOL CUSTODIAL ACCT. Totals:</b>	<u>5,422.09</u>	<u>245.00</u>	<u>0.00</u>	<u>0.00</u>	<u>5,667.09</u>
<b>D CLUBS AND ORGANIZATIONS</b>					
501 STUDENT COUNCIL	872.36	156.54	0.00	0.00	1,028.90
<b>D CLUBS AND ORGANIZATIONS Totals:</b>	<u>872.36</u>	<u>156.54</u>	<u>0.00</u>	<u>0.00</u>	<u>1,028.90</u>
<b>E ADMINISTRATIVE CUSTODIAL</b>					
300 ART-do not use	0.00	0.00	0.00	0.00	0.00
602 HOSPITALITY	160.24	0.00	0.00	0.00	160.24
606 MAGAZINES	135.32	0.00	0.00	0.00	135.32
610 MEDIA	3,076.44	0.00	666.65	0.00	2,409.79
611 Birthday Book club	80.00	0.00	0.00	0.00	80.00
615 FIELD TRIPS	-2,897.49	0.00	771.18	0.00	-3,668.67
<b>E ADMINISTRATIVE CUSTODIAL Totals:</b>	<u>554.51</u>	<u>0.00</u>	<u>1,437.83</u>	<u>0.00</u>	<u>-883.32</u>
<b>F DISTRICT CUSTODIAL</b>					
700 REIMBURSEMENT	0.00	0.00	0.00	0.00	0.00
720 CONVENTION	0.00	0.00	0.00	0.00	0.00
<b>F DISTRICT CUSTODIAL Totals:</b>	<u>0.00</u>	<u>0.00</u>	<u>0.00</u>	<u>0.00</u>	<u>0.00</u>
<b>Report Totals:</b>	<u>12,253.20</u>	<u>1,115.12</u>	<u>3,397.35</u>	<u>0.00</u>	<u>9,970.97</u>

*Kim J. Chel*  
*Karen Badman*  
 3-12-03

**Current Cash Balance Report**

ALL Data

Arranged by:

Date: 02/01/2003 thru 02/28/2003

Group ID and Activity Numb

Activity Number and Name	Beginning Cash	Receipts	Disbursements	Adjustments	Cash Balance
<b>A Extra-curricular</b>					
210 Mini Classes	0.00	2,540.00	0.00	0.00	2,540.00
616 fees fund/field trips	2,746.54	500.00	0.00	0.00	3,246.54
<b>A Extra-curricular Totals:</b>	<u>2,746.54</u>	<u>3,040.00</u>	<u>0.00</u>	<u>0.00</u>	<u>5,786.54</u>
<b>Report Totals:</b>	<u>2,746.54</u>	<u>3,040.00</u>	<u>0.00</u>	<u>0.00</u>	<u>5,786.54</u>

ALL Data

# Current Cash Balance Report

Date: 02/01/2003 thru 02/28/2003

Arranged by:  
Group ID and Activity Number

Activity Number and Name	Beginning Cash	Receipts	Disbursements	Adjustments	Cash Balance
<b>A ACTIVITY GENERAL FUND</b>					
100 VENDING	624.51	0.00	389.28	0.00	235.23
110 GENERAL FUND	3,884.65	0.00	18.35	0.00	3,866.30
200 CHECKING INTEREST	47.30	4.54	0.00	0.00	51.84
<b>A ACTIVITY GENERAL FUND Totals:</b>	<b>4,556.46</b>	<b>4.54</b>	<b>407.63</b>	<b>0.00</b>	<b>4,153.37</b>
<b>D CLUBS AND ORGANIZATIONS</b>					
501 STUDENT COUNCIL	930.80	0.00	60.47	0.00	870.33
<b>D CLUBS AND ORGANIZATIONS Totals:</b>	<b>930.80</b>	<b>0.00</b>	<b>60.47</b>	<b>0.00</b>	<b>870.33</b>
<b>E ADMINISTRATIVE CUSTODIAL ACCT</b>					
601 SITE BASE	0.00	0.00	0.00	0.00	0.00
602 HOSPITALITY	0.00	0.00	0.00	0.00	0.00
605 EARLY CHILDHOOD	0.00	0.00	0.00	0.00	0.00
606 MAGAZINES	0.00	0.00	0.00	0.00	0.00
610 LIBRARY	5,398.85	2,337.62	2,168.55	0.00	5,567.92
615 FIELD TRIPS	-1,077.27	0.00	388.50	0.00	-1,465.77
<b>E ADMINISTRATIVE CUSTODIAL ACCT Totals:</b>	<b>4,321.58</b>	<b>2,337.62</b>	<b>2,557.05</b>	<b>0.00</b>	<b>4,102.15</b>
<b>F DISTRICT CUSTODIAL</b>					
700 REIMBURSEMENT	0.00	0.00	0.00	0.00	0.00
720 CONVENTION	0.00	0.00	0.00	0.00	0.00
<b>F DISTRICT CUSTODIAL Totals:</b>	<b>0.00</b>	<b>0.00</b>	<b>0.00</b>	<b>0.00</b>	<b>0.00</b>
<b>Report Totals:</b>	<b>9,808.84</b>	<b>2,342.16</b>	<b>3,025.15</b>	<b>0.00</b>	<b>9,125.85</b>

*Patricia Rhodes*  
Bryan Elementary School

*Patricia Peterson, Sec.*  
03/11/2003 10:20:03 AM Page 1

ALL Data

# Current Cash Balance Report

Date: 02/01/2003 thru 02/28/2003

Arranged by:  
Group ID and Activity Num'

Activity Number and Name	Beginning Cash	Receipts	Disbursements	Adjustments	Cash Balance
<b>A Extra-Curricular Activities</b>					
1001 Kindergarten	341.36	0.00	0.00	0.00	341.36
1010 First Grade	0.00	0.00	0.00	0.00	0.00
1020 Second Grade	512.47	0.00	0.00	0.00	512.47
1030 Third Grade	0.00	0.00	0.00	0.00	0.00
1040 Fourth Grade	0.00	0.00	0.00	0.00	0.00
1050 Fifth Grade	150.00	0.00	0.00	0.00	150.00
A Extra-Curricular Activities Totals:	<u>1,003.83</u>	<u>0.00</u>	<u>0.00</u>	<u>0.00</u>	<u>1,003.83</u>
Report Totals:	1,003.83	0.00	0.00	0.00	1,003.83

*Patricia Rhodes*

Bryan Elementary - Fee Fund

*Frederick Peterson, Sec.*

03/11/2003 10:27:40 AM

Page 1

ALL Data

# Current Cash Balance Report

Date: 02/01/2003 thru 02/28/2003

Arranged by:  
Group ID and Activity Number

Activity Number and Name	Beginning Cash	Receipts	Disbursements	Adjustments	Cash Balance
0	0.00	0.00	0.00	0.00	0.00
Totals:	0.00	0.00	0.00	0.00	0.00
<b>A ACTIVITY GENERAL FUND</b>					
100 VENDING	2,415.05	30.04	0.00	0.00	2,445.09
110 GENERAL	14,437.06	200.60	378.90	0.00	14,258.76
130 HOSPITALITY	551.65	0.00	0.00	0.00	551.65
140 INTEREST EARNED CHECKING	656.52	10.25	0.00	0.00	666.77
A ACTIVITY GENERAL FUND Totals:	18,060.28	240.89	378.90	0.00	17,922.27
<b>D CLUBS AND ORGANIZATIONS</b>					
501 STUDENT COUNCIL	3,007.53	372.25	202.23	0.00	3,177.55
502 DRUG FREE CLUB	77.23	0.00	0.00	0.00	77.23
D CLUBS AND ORGANIZATIONS Totals:	3,084.76	372.25	202.23	0.00	3,254.78
<b>E ADMINISTRATIVE CUSTODIAL ACCT</b>					
601 FIELD TRIPS	39.26	0.00	746.50	0.00	-707.24
605 TECHNOLOGY	0.00	0.00	0.00	0.00	0.00
610 LIBRARY	3,058.97	98.62	8.00	0.00	3,149.59
615 PAYBAC	415.47	0.00	0.00	0.00	415.47
620 PTO FUND	0.00	0.00	0.00	0.00	0.00
625 BOWLING	14.95	0.00	0.00	0.00	14.95
E ADMINISTRATIVE CUSTODIAL ACCT Totals:	3,528.65	98.62	754.50	0.00	2,872.77
<b>F DISTRICT CUSTODIAL</b>					
700 REIMBURSEMENT	0.00	0.00	0.00	0.00	0.00
720 CONVENTION	0.00	0.00	0.00	0.00	0.00
F DISTRICT CUSTODIAL Totals:	0.00	0.00	0.00	0.00	0.00
Report Totals:	24,673.69	711.76	1,335.63	0.00	24,049.82

Submitted by: *Judy Hansen*  
 Approved by: *Nila Nielsen*



# Current Cash Balance Report

ALL Data

Date: 02/01/2003 thru 02/28/2003

Arranged by:  
Group ID and Activity Number

Activity Number and Name	Beginning Cash	Receipts	Disbursements	Adjustments	Cash Balance
1000 EXTRA-CURRICULUM ACTIVITIES	0.00	0.00	0.00	0.00	0.00
Totals:	0.00	0.00	0.00	0.00	0.00
<b>A EXTRA-CURRICULAR ACTIVITIES</b>					
1000 KINDERGARTEN	335.00	0.00	0.00	0.00	335.00
1001 FIELD TRIP (MISC)	0.00	0.00	0.00	0.00	0.00
1010 FIRST GRADE	0.00	0.00	0.00	0.00	0.00
1020 SECOND GRADE	39.00	282.65	0.00	0.00	321.65
1030 THIRD GRADE	0.00	0.00	0.00	0.00	0.00
1040 FOURTH GRADE	96.00	0.00	0.00	0.00	96.00
1050 FIFTH GRADE	0.00	331.00	0.00	0.00	331.00
2000 CLUBS	0.00	0.00	0.00	0.00	0.00
2050 STUDENT COUNCIL	0.00	0.00	0.00	0.00	0.00
<b>A EXTRA-CURRICULAR ACTIVITIES Totals:</b>	470.00	613.65	0.00	0.00	1,083.65
<b>Report Totals:</b>	470.00	613.65	0.00	0.00	1,083.65

Submitted by: Judy Hansen  
Approved by: Nila Nelson

ALL Data

# Current Cash Balance Report

Date: 02/01/2003 thru 02/28/2003

Arranged by:  
Group ID and Activity Number

Activity Number and Name	Beginning Cash	Receipts	Disbursements	Adjustments	Cash Balance
<b>A ACTIVITY GENERAL FUND</b>					
100 VENDING	1,187.97	130.59	392.31	0.00	926.25
110 GENERAL	6,148.74	0.00	2,060.38	1,840.15	5,928.51
120 TECHNOLOGY FUND	595.97	0.00	0.00	0.00	595.97
130 COFFEE	56.39	0.00	0.00	0.00	56.39
140 SPORTS FOUNDATION	0.00	0.00	0.00	0.00	0.00
150 GARAGE SALE	0.00	0.00	0.00	0.00	0.00
160 WEEKLY READER	0.00	0.00	0.00	0.00	0.00
170 INTEREST EARNED CHECKING	740.11	7.80	0.00	0.00	747.91
180 PTA DISCRETIONARY	933.33	0.00	0.00	0.00	933.33
190 ASSIGNMENT NOTEBOOKS	88.54	0.00	0.00	0.00	88.54
<b>A ACTIVITY GENERAL FUND Totals:</b>	<b>9,751.05</b>	<b>138.39</b>	<b>2,452.69</b>	<b>1,840.15</b>	<b>9,276.90</b>
<b>D CLUBS AND ORGANIZATIONS</b>					
501 STUDENT COUNCIL	815.24	311.69	126.11	0.00	1,000.82
502 CODY APPAREL	483.03	27.50	54.15	0.00	456.38
520 STUDENT CLUBS	1,196.25	0.00	275.37	0.00	920.88
530 LOVE AND LOGIC	112.00	0.00	0.00	0.00	112.00
<b>D CLUBS AND ORGANIZATIONS Totals:</b>	<b>2,606.52</b>	<b>339.19</b>	<b>455.63</b>	<b>0.00</b>	<b>2,490.08</b>
<b>E ADMINISTRATIVE CUSTODIAL FUND</b>					
600 AUTHOR	0.00	0.00	0.00	0.00	0.00
602 HOSPITALITY	448.65	0.00	18.23	0.00	430.42
610 MEDIA	1,364.34	74.51	57.16	0.00	1,381.69
611 MEDIA - DONATIONS	0.00	3,250.00	0.00	0.00	3,250.00
615 FIELD TRIP	-675.99	0.00	210.34	0.00	-886.33
625 PRE-SCHOOL	0.00	0.00	0.00	0.00	0.00
630 STUDENT PARTY MONEY	1.75	0.00	0.00	0.00	1.75
640 SPECIAL PROJECTS FUND	3,401.89	123.47	0.00	-1,840.15	1,685.21
<b>E ADMINISTRATIVE CUSTODIAL FUND Totals:</b>	<b>4,540.64</b>	<b>3,447.98</b>	<b>285.73</b>	<b>-1,840.15</b>	<b>5,862.74</b>
<b>F DISTRICT CUSTODIAL FUNDS</b>					
700 CONVENTION	1,281.00	0.00	90.00	0.00	1,191.00
720 CONVENTION PRE-SCHOOL	0.00	0.00	0.00	0.00	0.00
<b>F DISTRICT CUSTODIAL FUNDS Totals:</b>	<b>1,281.00</b>	<b>0.00</b>	<b>90.00</b>	<b>0.00</b>	<b>1,191.00</b>
<b>Report Totals:</b>	<b>18,179.21</b>	<b>3,925.56</b>	<b>3,284.05</b>	<b>0.00</b>	<b>18,820.72</b>

18,820.72 +  
 976.83 +  
 19,797.55 \*

*Lynn Dethloff,  
 Secretary*  
*Rich M. Spunberg  
 Principal*

ALL Data

# Current Cash Balance Report

Date: 02/01/2003 thru 02/28/2003

Arranged by:  
Group ID and Activity Numl

Activity Number and Name	Beginning Cash	Receipts	Disbursements	Adjustments	Cash Balance
<b>A Extra-Curricular Activities</b>					
1000 Field Trips	0.00	0.00	0.00	0.00	0.00
1005 Kindergarten Field Trips	319.25	0.00	0.00	0.00	319.25
1010 First Grade Field Trips	228.00	0.00	0.00	0.00	228.00
1020 Second Grade Field Trips	0.00	205.25	0.00	0.00	205.25
1030 Third Grade Field Trips	0.00	0.00	0.00	0.00	0.00
1040 Fourth Grade Field Trips	0.00	0.00	0.00	0.00	0.00
1050 Fifth Grade Field Trips	224.33	0.00	0.00	0.00	224.33
2000 Clubs	0.00	0.00	0.00	0.00	0.00
2010 Choir	0.00	0.00	0.00	0.00	0.00
2050 Student Council	0.00	0.00	0.00	0.00	0.00
<b>A Extra-Curricular Activities Totals:</b>	<u>771.58</u>	<u>205.25</u>	<u>0.00</u>	<u>0.00</u>	<u>976.83</u>
<b>Report Totals:</b>	<u>771.58</u>	<u>205.25</u>	<u>0.00</u>	<u>0.00</u>	<u>976.83</u>

*Lynn Dethloff,  
Secretary*

*Rich. Mayrumb  
Principal*

# Current Cash Balance Report

ALL Data

Date: 02/01/2003 thru 02/28/2003

Arranged by:  
Group ID and Activity Number

Activity Number and Name	Beginning Cash	Receipts	Disbursements	Adjustments	Cash Balance
<b>A ACTIVITY GENERAL FUND</b>					
100 VENDING	1,340.60	37.55	237.47	0.00	1,140.68
110 GENERAL FUND	2,070.31	0.00	31.64	0.00	2,038.67
112 WESTERN BOWL	0.00	0.00	0.00	0.00	0.00
500 MILLARD FOUNDATION REIMB.	3,976.78	67.95	1,067.95	0.00	2,976.78
600 Interest earned	407.37	3.94	0.00	0.00	411.31
<b>A ACTIVITY GENERAL FUND Totals:</b>	<b>7,795.06</b>	<b>109.44</b>	<b>1,337.06</b>	<b>0.00</b>	<b>6,567.44</b>
<b>D CLUBS AND ORGANIZATIONS</b>					
501 STUDENT COUNCIL	868.08	64.25	0.00	0.00	932.33
<b>D CLUBS AND ORGANIZATIONS Totals:</b>	<b>868.08</b>	<b>64.25</b>	<b>0.00</b>	<b>0.00</b>	<b>932.33</b>
<b>E ADMINISTRATIVE CUSTODIAL ACCT</b>					
601 SITE BASE	0.00	0.00	0.00	0.00	0.00
602 HOSPITALITY	0.00	0.00	0.00	0.00	0.00
605 READ	0.00	0.00	0.00	0.00	0.00
610 LIBRARY	312.01	0.00	0.00	0.00	312.01
615 FIELD TRIPS	-82.91	0.00	0.00	0.00	-82.91
620 PTO FOR TEACHERS	521.34	0.00	0.00	0.00	521.34
630 VOLUNTEER	0.00	0.00	0.00	0.00	0.00
635 KITCHEN	0.00	0.00	0.00	0.00	0.00
640 DRUG AWARENESS	155.47	0.00	0.00	0.00	155.47
<b>E ADMINISTRATIVE CUSTODIAL ACCT Totals:</b>	<b>905.91</b>	<b>0.00</b>	<b>0.00</b>	<b>0.00</b>	<b>905.91</b>
<b>F DISTRICT CUSTODIAL</b>					
700 REIMBURSEMENTS	400.00	0.00	0.00	0.00	400.00
720 CONVENTION	0.00	0.00	0.00	0.00	0.00
<b>F DISTRICT CUSTODIAL Totals:</b>	<b>400.00</b>	<b>0.00</b>	<b>0.00</b>	<b>0.00</b>	<b>400.00</b>
<b>Report Totals:</b>	<b>9,969.05</b>	<b>173.69</b>	<b>1,337.06</b>	<b>0.00</b>	<b>8,805.68</b>

*Jeal Johnston, Principal*  
*Cindy Belfrage, secretary*

# Current Cash Balance Report

ALL Data

Date: 02/01/2003 thru 02/28/2003

Arranged by:  
Group ID and Activity Number

Activity Number and Name	Beginning Cash	Receipts	Disbursements	Adjustments	Cash Bal:
<b>A EXTRA CURRICULAR ACTIVITIES</b>					
1000 KDG FIELD TRIP	316.00	0.00	0.00	0.00	316.00
1010 1ST GRADE FIELD TRIP	0.00	0.00	0.00	0.00	0.00
1020 2ND GRADE FIELD TRIP	0.00	0.00	0.00	0.00	0.00
1030 3RD GRADE FIELD TRIP	0.00	0.00	0.00	0.00	0.00
1040 4TH GRADE FIELD TRIP	328.96	0.00	0.00	0.00	328.96
1050 5TH GRADE FIELD TRIP	290.80	0.00	0.00	0.00	290.80
<b>A EXTRA CURRICULAR ACTIVITIES Totals:</b>	<u>935.76</u>	<u>0.00</u>	<u>0.00</u>	<u>0.00</u>	<u>935.76</u>
Report Totals:	935.76	0.00	0.00	0.00	935.76

*Jed Jalust, Principal*  
*Cindy Betz, secretary*

ALL Data

# Current Cash Balance Report

Date: 02/01/2003 thru 02/28/2003

Arranged by:  
Group ID and Activity Number

Activity Number and Name	Beginning Cash	Receipts	Disbursements	Adjustments	Cash Balance
<b>A ACTIVITY GENERAL FUND</b>					
100 VENDING	3,477.67	76.08	21.00	0.00	3,532.75
110 GENERAL FUND	6,073.57	0.00	803.67	0.00	5,269.90
200 INTEREST EARNED CHECKING	607.33	6.26	0.00	0.00	613.59
<b>A ACTIVITY GENERAL FUND Totals:</b>	<u>10,158.57</u>	<u>82.34</u>	<u>824.67</u>	<u>0.00</u>	<u>9,416.24</u>
<b>D CLUBS AND ORGANIZATIONS</b>					
501 STUDENT COUNCIL	452.43	15.00	25.00	0.00	442.43
<b>D CLUBS AND ORGANIZATIONS Totals:</b>	<u>452.43</u>	<u>15.00</u>	<u>25.00</u>	<u>0.00</u>	<u>442.43</u>
<b>E ADMINISTRATIVE CUSTODIAL ACCT</b>					
602 HOSPITALITY	502.13	0.00	10.98	0.00	491.15
610 LIBRARY	1,157.64	5.00	50.00	0.00	1,112.64
615 FIELD TRIPS	-1,391.51	0.00	189.00	0.00	-1,580.51
620 PTO	0.00	0.00	0.00	0.00	0.00
<b>E ADMINISTRATIVE CUSTODIAL ACCT Totals:</b>	<u>268.26</u>	<u>5.00</u>	<u>249.98</u>	<u>0.00</u>	<u>23.28</u>
<b>F DISTRICT CUSTODIAL</b>					
700 REIMBURSEMENT	0.00	0.00	0.00	0.00	0.00
720 CONVENTION	1,888.72	0.00	0.00	0.00	1,888.72
<b>F DISTRICT CUSTODIAL Totals:</b>	<u>1,888.72</u>	<u>0.00</u>	<u>0.00</u>	<u>0.00</u>	<u>1,888.72</u>
<b>Report Totals:</b>	<u>12,767.98</u>	<u>102.34</u>	<u>1,099.65</u>	<u>0.00</u>	<u>11,770.67</u>

ALL Data

# Current Cash Balance Report

Date: 02/01/2003 thru 02/28/2003

Arranged by:  
Group ID and Activity Number

Activity Number and Name	Beginning Cash	Receipts	Disbursements	Adjustments	Cash Balance
<b>A EXTRA-CURRICULAR ACTIVITIES</b>					
1010 Kdgn Field Trips	109.50	0.00	0.00	0.00	109.50
1011 FIRST GRADE FIELD TRIP	0.00	0.00	0.00	0.00	0.00
1012 SECOND GRADE FIELD TRIP	80.45	0.00	0.00	0.00	80.45
1013 THIRD GRADE FIELD TRIP	0.00	0.00	0.00	0.00	0.00
1014 FOURTH GRADE FIELD TRIPS	124.50	0.00	0.00	0.00	124.50
1015 FIFTH GRADE FIELD TRIPS	0.00	255.00	0.00	0.00	255.00
1016 K-5 SPED FIELD TRIPS	0.00	0.00	0.00	0.00	0.00
<b>A EXTRA-CURRICULAR ACTIVITIES Totals:</b>	<u>314.45</u>	<u>255.00</u>	<u>0.00</u>	<u>0.00</u>	<u>569.45</u>
<b>Report Totals:</b>	<u>314.45</u>	<u>255.00</u>	<u>0.00</u>	<u>0.00</u>	<u>569.45</u>

*Jackie Garbin - 3-14-03*

*Mark Schultz 3-14-05*

ALL Data

# Current Cash Balance Report

Date: 02/01/2003 thru 02/28/2003

Arranged by:  
Group ID and Activity Number

Activity Number and Name	Beginning Cash	Receipts	Disbursements	Adjustments	Cash Balance
<b>A ACTIVITY GENERAL FUND</b>					
100 VENDING	458.55	102.63	39.98	0.00	521.20
110 GENERAL FUND	8,920.36	141.05	3,704.48	0.00	5,356.93
120 Interest on checking	373.78	6.21	0.00	0.00	379.99
<b>A ACTIVITY GENERAL FUND Totals:</b>	<u>9,752.69</u>	<u>249.89</u>	<u>3,744.46</u>	<u>0.00</u>	<u>6,258.12</u>
<b>D CLUBS AND ORGANIZATIONS</b>					
501 STUDENT COUNCIL	300.00	0.00	175.00	0.00	125.00
510 Art Projects	-4.52	0.00	0.00	0.00	-4.52
520 T-shirts	507.00	0.00	0.00	0.00	507.00
525 Bowling/Pizza	0.00	0.00	0.00	0.00	0.00
550 Pencils	982.65	0.00	0.00	0.00	982.65
590 BOOKS-HELEN LESTER	0.00	0.00	0.00	0.00	0.00
655 Landscaping	170.06	0.00	0.00	0.00	170.06
690 Marquee Fund	0.00	0.00	0.00	0.00	0.00
<b>D CLUBS AND ORGANIZATIONS Totals:</b>	<u>1,955.19</u>	<u>0.00</u>	<u>175.00</u>	<u>0.00</u>	<u>1,780.19</u>
<b>E ADMINISTRATIVE CUSTODIAL ACCT</b>					
602 HOSPITALITY	684.77	0.00	0.00	0.00	684.77
606 MAGAZINES	496.00	7.50	0.00	0.00	503.50
610 LIBRARY	2,689.37	70.00	0.00	0.00	2,759.37
615 FIELD TRIPS	-937.40	0.00	457.00	0.00	-1,394.40
620 PTO	0.00	0.00	0.00	0.00	0.00
625 MUSIC DEPT.	21.68	0.00	0.00	0.00	21.68
630 PICTURES	850.48	0.00	22.31	0.00	828.17
635 Reading Incentive	0.00	0.00	0.00	0.00	0.00
<b>E ADMINISTRATIVE CUSTODIAL ACCT Totals:</b>	<u>3,804.90</u>	<u>77.50</u>	<u>479.31</u>	<u>0.00</u>	<u>3,403.09</u>
<b>Report Totals:</b>	<u>15,512.78</u>	<u>327.39</u>	<u>4,398.77</u>	<u>0.00</u>	<u>11,441.40</u>

*Diane Beverly, Sec  
Carol Beaty, Princ.*



ALL Data

# Current Cash Balance Report

Date: 02/01/2003 thru 02/28/2003

Arranged by:  
Group ID and Activity Number

Activity Number and Name	Beginning Cash	Receipts	Disbursements	Adjustments	Cash Balance
<b>A Extra-Curricular Activities</b>					
1000 Kdg. field trips	363.50	0.00	0.00	0.00	363.50
1010 1st Grade - field trips	0.00	0.00	0.00	0.00	0.00
1020 2nd Grade - field trips	0.00	0.00	0.00	0.00	0.00
1030 3rd Grade - field trips	335.00	0.00	0.00	0.00	335.00
1040 4th Grade - field trips	239.75	0.00	0.00	0.00	239.75
1050 5th Grade - field trips	0.00	0.00	0.00	0.00	0.00
1090 SPED - field trips	0.00	0.00	0.00	0.00	0.00
<b>A Extra-Curricular Activities Totals:</b>	<u>938.25</u>	<u>0.00</u>	<u>0.00</u>	<u>0.00</u>	<u>938.25</u>
<b>Report Totals:</b>	<u>938.25</u>	<u>0.00</u>	<u>0.00</u>	<u>0.00</u>	<u>938.25</u>

*Drane Beverly, Sec.*  
*Carol Beaty, Treas.*

ALL Data

# Current Cash Balance Report

Date: 02/01/2003 thru 02/28/2003

Arranged by:  
Group ID and Activity Number

Activity Number and Name	Beginning Cash	Receipts	Disbursements	Adjustments	Cash Balance
<b>A ACTIVITY GENERAL FUND</b>					
100 VENDING	675.89	0.00	0.00	0.00	675.89
110 GENERAL FUND	3,586.88	0.00	0.00	0.00	3,586.88
115 Interest Earned Checking	524.52	0.00	0.00	0.00	524.52
<b>A ACTIVITY GENERAL FUND Totals:</b>	<b>4,787.29</b>	<b>0.00</b>	<b>0.00</b>	<b>0.00</b>	<b>4,787.29</b>
<b>D CLUBS AND ORGANIZATIONS</b>					
510 STUDENT COUNCIL	1,242.44	0.00	0.00	0.00	1,242.44
<b>D CLUBS AND ORGANIZATIONS Totals:</b>	<b>1,242.44</b>	<b>0.00</b>	<b>0.00</b>	<b>0.00</b>	<b>1,242.44</b>
<b>E ADMINISTRATIVE CUSTODIAL ACCT</b>					
606 MAGAZINES	277.11	0.00	0.00	0.00	277.11
610 LIBRARY	442.03	0.00	0.00	0.00	442.03
615 FIELD TRIPS	1,068.32	0.00	0.00	0.00	1,068.32
620 HOSPITALITY FUND	0.00	0.00	0.00	0.00	0.00
630 FUND RAISER	0.00	0.00	0.00	0.00	0.00
635 SAFETY PATROL	0.00	0.00	0.00	0.00	0.00
<b>E ADMINISTRATIVE CUSTODIAL ACCT Totals:</b>	<b>1,787.46</b>	<b>0.00</b>	<b>0.00</b>	<b>0.00</b>	<b>1,787.46</b>
<b>F DISTRICT CUSTODIAL</b>					
710 RUSWICK GRANT	0.00	0.00	0.00	0.00	0.00
720 CONVENTION	2,740.00	0.00	0.00	0.00	2,740.00
<b>F DISTRICT CUSTODIAL Totals:</b>	<b>2,740.00</b>	<b>0.00</b>	<b>0.00</b>	<b>0.00</b>	<b>2,740.00</b>
<b>Report Totals:</b>	<b>10,557.19</b>	<b>0.00</b>	<b>0.00</b>	<b>0.00</b>	<b>10,557.19</b>

ALL Data

# Current Cash Balance Report

Date: 02/01/2003 thru 02/28/2003

Arranged by:  
Group ID and Activity Number

Activity Number and Name	Beginning Cash	Receipts	Disbursements	Adjustments	Cash Balance
1000 KG Field Trips	206.00	0.00	0.00	0.00	206.00
1100 1st Grade-Field Trips	240.00	0.00	0.00	0.00	240.00
1200 2nd Grade-Field Trips	80.40	0.00	0.00	0.00	80.40
1300 3rd Grade-Field Trips	0.00	0.00	0.00	0.00	0.00
1400 4th Grade-Field Trips	0.00	0.00	0.00	0.00	0.00
1500 5th Grade-Field Trips	0.00	0.00	0.00	0.00	0.00
Totals:	<u>526.40</u>	<u>0.00</u>	<u>0.00</u>	<u>0.00</u>	<u>526.40</u>
Report Totals:	526.40	0.00	0.00	0.00	526.40

ALL Data

# Current Cash Balance Report

Date: 02/01/2003 thru 02/28/2003

Arranged by:  
Group ID and Activity Number

Activity Number and Name	Beginning Cash	Receipts	Disbursements	Adjustments	Cash Balance
<b>A ACTIVITY GENERAL FUND</b>					
100 Vending	744.45	91.82	0.00	-227.33	608.94
110 General	3,265.35	125.35	309.49	0.00	3,081.21
112 Bank Charges and Interest	577.74	3.86	0.00	0.00	581.60
<b>A ACTIVITY GENERAL FUND Totals:</b>	<u>4,587.54</u>	<u>221.03</u>	<u>309.49</u>	<u>-227.33</u>	<u>4,271.75</u>
<b>D CLUBS AND ORGANIZATIONS</b>					
501 Student Council	991.29	241.06	574.20	0.00	658.15
502 YEARBOOK	67.62	0.00	0.00	0.00	67.62
611 Hitchcock Clothing	46.11	0.00	0.00	0.00	46.11
<b>D CLUBS AND ORGANIZATIONS Totals:</b>	<u>1,105.02</u>	<u>241.06</u>	<u>574.20</u>	<u>0.00</u>	<u>771.88</u>
<b>E ADMINISTRATIVE CUSTODIAL ACCT</b>					
601 Site Base	0.00	0.00	0.00	0.00	0.00
602 Landscaping	317.61	0.00	0.00	0.00	317.61
603 Field Trip	-680.14	0.00	0.00	0.00	-680.14
604 Classroom Supplies	0.00	0.00	0.00	0.00	0.00
605 READ	407.96	0.00	81.68	719.80	1,046.08
606 Classroom Magazines	0.00	0.00	0.00	0.00	0.00
607 25th Anniversary Fund	0.00	0.00	0.00	0.00	0.00
608 Drug Awareness	0.00	0.00	0.00	0.00	0.00
609 Playground Equipment	0.00	0.00	0.00	0.00	0.00
610 Library	2,030.86	3,325.53	2,699.93	-719.80	1,936.66
612 HOSPITALITY	0.00	0.00	227.33	227.33	0.00
613 Art Fund	1,023.36	0.00	0.00	0.00	1,023.36
614 Hitchcock Mini Classes	0.00	0.00	0.00	0.00	0.00
<b>E ADMINISTRATIVE CUSTODIAL ACCT Totals:</b>	<u>3,099.65</u>	<u>3,325.53</u>	<u>3,008.94</u>	<u>227.33</u>	<u>3,643.57</u>
<b>F DISTRICT CUSTODIAL</b>					
620 Convention	0.00	0.00	0.00	0.00	0.00
<b>F DISTRICT CUSTODIAL Totals:</b>	<u>0.00</u>	<u>0.00</u>	<u>0.00</u>	<u>0.00</u>	<u>0.00</u>
<b>Report Totals:</b>	<u>8,792.21</u>	<u>3,787.62</u>	<u>3,892.63</u>	<u>0.00</u>	<u>8,687.20</u>

*Patty Schriener*  
*Board*

ALL Data

# Current Cash Balance Report

Date: 02/01/2003 thru 02/28/2003

Arranged by:  
Group ID and Activity Nur.

Activity Number and Name	Beginning Cash	Receipts	Disbursements	Adjustments	Cash Balance
1001 Kindergarten	0.00	0.00	0.00	0.00	0.00
Totals:	0.00	0.00	0.00	0.00	0.00
<b>A Extra-Curricular Activities</b>					
1000 Field Trips	0.00	0.00	0.00	0.00	0.00
1010 First Grade	0.00	0.00	0.00	0.00	0.00
1020 Second Grade	80.60	0.00	0.00	0.00	80.60
1030 Third Grade	207.08	0.00	0.00	0.00	207.08
1040 Fourth Grade	437.50	0.00	0.00	0.00	437.50
1050 Fifth Grade	159.00	0.00	0.00	0.00	159.00
A Extra-Curricular Activities Totals:	884.18	0.00	0.00	0.00	884.18
Report Totals:	884.18	0.00	0.00	0.00	884.18

*Patty Schriener*  
*Brenda Sullivan*

ALL Data

# Current Cash Balance Report


Date: 02/01/2003 thru 02/28/2003

Arranged by:  
Group ID and Activity Number

Activity Number and Name	Beginning Cash	Receipts	Disbursements	Adjustments	Cash Balance
<b>A ACTIVITY GENERAL FUND</b>					
100 VENDING	1,948.09	540.25	594.59	0.00	1,893.75
110 GENERAL FUND	5,560.60	0.00	68.94	0.00	5,491.66
200 INTEREST EARNED CHECKING	483.21	5.62	0.00	0.00	488.83
<b>A ACTIVITY GENERAL FUND Totals:</b>	<b>7,991.90</b>	<b>545.87</b>	<b>663.53</b>	<b>0.00</b>	<b>7,874.24</b>
<b>D CLUBS AND ORGANIZATIONS</b>					
501 STUDENT COUNCIL	1,871.43	0.00	0.00	0.00	1,871.43
<b>D CLUBS AND ORGANIZATIONS Totals:</b>	<b>1,871.43</b>	<b>0.00</b>	<b>0.00</b>	<b>0.00</b>	<b>1,871.43</b>
<b>E ADMINISTRATIVE CUSTODIAL ACCT</b>					
601 PTA/TEACHER	0.00	0.00	0.00	0.00	0.00
610 LIBRARY	3,642.39	17.75	335.48	0.00	3,324.66
615 FIELD TRIPS	361.99	0.00	0.00	0.00	361.99
<b>E ADMINISTRATIVE CUSTODIAL ACCT Totals:</b>	<b>4,004.38</b>	<b>17.75</b>	<b>335.48</b>	<b>0.00</b>	<b>3,686.65</b>
<b>F DISTRICT CUSTODIAL</b>					
700 REIMBURSEMENT	0.00	0.00	0.00	0.00	0.00
720 CONVENTION FUND	0.00	0.00	0.00	0.00	0.00
<b>F DISTRICT CUSTODIAL Totals:</b>	<b>0.00</b>	<b>0.00</b>	<b>0.00</b>	<b>0.00</b>	<b>0.00</b>
<b>Report Totals:</b>	<b>13,867.71</b>	<b>563.62</b>	<b>999.01</b>	<b>0.00</b>	<b>13,432.32</b>

**SUBMITTED BY:** Mary Bobka

**POSITION:** Secretary

**APPROVED:** 

ALL Data

# Current Cash Balance Report

Date: 02/01/2003 thru 02/28/2003

Arranged by:  
Group ID and Activity Number

Activity Number and Name	Beginning Cash	Receipts	Disbursements	Adjustments	Cash Balance
<b>A Extra-Curricular Activities</b>					
1000 Field Trips	0.00	0.00	0.00	0.00	0.00
1010 First Grade	0.00	0.00	0.00	0.00	0.00
1020 Second Grade	81.50	0.00	0.00	0.00	81.50
1030 Third Grade	293.25	0.00	0.00	0.00	293.25
1040 Fourth Grade	0.00	0.00	0.00	0.00	0.00
1050 Fifth Grade	0.00	0.00	0.00	0.00	0.00
1060 Kindergarten	255.00	0.00	0.00	0.00	255.00
<b>A Extra-Curricular Activities Totals:</b>	<b>629.75</b>	<b>0.00</b>	<b>0.00</b>	<b>0.00</b>	<b>629.75</b>
<b>Report Totals:</b>	<b>629.75</b>	<b>0.00</b>	<b>0.00</b>	<b>0.00</b>	<b>629.75</b>

**SUBMITTED BY:** Mary Bobka

**POSITION:** Secretary

**APPROVED:** 

# Current Cash Balance Report

Date: 02/01/2003 thru 02/28/2003

Arranged by:  
Group ID and Activity Number

Activity Number and Name	Beginning Cash	Receipts	Disbursements	Adjustments	Cash Balance
<b>A ACTIVITY GENERAL FUND</b>					
100 VENDING	868.60	40.00	401.58	0.00	507.02
110 GENERAL	4,600.18	45.50	762.65	0.00	3,883.03
120 RETIREMENT	0.00	0.00	0.00	0.00	0.00
125 INTEREST EARNED	51.35	5.84	0.00	0.00	57.19
<b>A ACTIVITY GENERAL FUND Totals:</b>	<b>5,520.13</b>	<b>91.34</b>	<b>1,164.23</b>	<b>0.00</b>	<b>4,447.24</b>
<b>C CLUBS AND ORGANIZATIONS</b>					
501 ST. COUNCIL	347.72	591.96	330.00	0.00	609.68
503 SAFE CLUB	1.84	0.00	0.00	0.00	1.84
<b>C CLUBS AND ORGANIZATIONS Totals:</b>	<b>349.56</b>	<b>591.96</b>	<b>330.00</b>	<b>0.00</b>	<b>611.52</b>
<b>E ADMINISTRATIVE CUSTODIAL ACCT</b>					
602 HOSPITALITY	1,072.91	0.00	78.68	0.00	994.23
604 ART	2,142.89	42.25	42.25	0.00	2,142.89
606 READ	0.00	0.00	0.00	0.00	0.00
607 PE/MUSIC	3,408.54	4,992.97	2,911.27	0.00	5,490.24
610 LIBRARY	1,318.88	35.00	30.00	0.00	1,323.88
612 TECHNOLOGY	0.00	0.00	0.00	0.00	0.00
615 FIELD TRIPS	-2,341.13	0.00	321.36	0.00	-2,662.49
620 MONTESSORI PRESCHOOL	0.00	0.00	0.00	0.00	0.00
<b>E ADMINISTRATIVE CUSTODIAL ACCT Totals:</b>	<b>5,602.09</b>	<b>5,070.22</b>	<b>3,383.56</b>	<b>0.00</b>	<b>7,288.75</b>
<b>F DISTRICT CUSTODIAL</b>					
700 REIMBURSEMENT	0.00	0.00	0.00	0.00	0.00
720 CONVENTION	0.00	0.00	0.00	0.00	0.00
<b>F DISTRICT CUSTODIAL Totals:</b>	<b>0.00</b>	<b>0.00</b>	<b>0.00</b>	<b>0.00</b>	<b>0.00</b>
<b>Report Totals:</b>	<b>11,471.78</b>	<b>5,753.52</b>	<b>4,877.79</b>	<b>0.00</b>	<b>12,347.51</b>

Ann Thomas  
Ann Thomas, Secretary – Montclair Elementary

Kara L. Hutton  
Kara Hutton, Principal – Montclair Elementary



ALL Data

# Current Cash Balance Report

Date: 02/01/2003 thru 02/28/2003

Arranged by:  
Group ID and Activity Number

Activity Number and Name	Beginning Cash	Receipts	Disbursements	Adjustments	Cash Balance
1000 Kindergarten	0.00	0.00	0.00	0.00	0.00
1010 First Grade	0.00	0.00	0.00	0.00	0.00
1020 Second Grade	229.40	0.00	0.00	0.00	229.40
1030 Third Grade	243.50	0.00	0.00	0.00	243.50
1040 Fourth Grade	0.00	0.00	0.00	0.00	0.00
1050 Fifth Grade	448.10	0.00	0.00	0.00	448.10
2000 Preprimary Montessori	493.63	0.00	0.00	0.00	493.63
2010 Primary Montessori	804.74	0.00	0.00	0.00	804.74
2020 Intermediate Montessori	606.25	45.00	0.00	0.00	651.25
2030 Preschool	216.50	0.00	0.00	0.00	216.50
Totals:	<u>3,042.12</u>	<u>45.00</u>	<u>0.00</u>	<u>0.00</u>	<u>3,087.12</u>
Report Totals:	3,042.12	45.00	0.00	0.00	3,087.12

*Ann Thomas*

Ann Thomas, Secretary – Montclair Elementary

*Kara L. Hutton*

Kara Hutton, Principal – Montclair Elementary

## Current Cash Balance Report

ALL Data

Date: 02/01/2003 thru 02/28/2003

 Arranged by:  
 Group ID and Activity Number

Activity Number and Name	Beginning Cash	Receipts	Disbursements	Adjustments	Cash Balance
<b>A ACTIVITY GENERAL FUND</b>					
100 VENDING	127.98	80.08	0.00	0.00	208.06
110 GENERAL FUND	5,676.97	0.00	174.57	0.00	5,502.40
115 INTEREST EARNED CHECKING	57.86	4.67	0.00	0.00	62.53
<b>A ACTIVITY GENERAL FUND Totals:</b>	<b>5,862.81</b>	<b>84.75</b>	<b>174.57</b>	<b>0.00</b>	<b>5,772.99</b>
<b>D CLUBS AND ORGANIZATIONS</b>					
501 STUDENT COUNCIL	635.75	307.25	80.46	0.00	863.54
510 BOOK CLUB	16.24	0.00	0.00	0.00	16.24
511 CONFLICT MANAGERS	116.42	0.00	0.00	0.00	116.42
615 SAFETY PATROL	13.00	0.00	0.00	0.00	13.00
635 M.A.D.	1.55	0.00	0.00	0.00	1.55
<b>D CLUBS AND ORGANIZATIONS Totals:</b>	<b>782.96</b>	<b>307.25</b>	<b>80.46</b>	<b>0.00</b>	<b>1,009.75</b>
<b>E ADMINISTRATIVE CUSTODIAL ACCT</b>					
600 REIMBURSEMENT	0.00	0.00	0.00	0.00	0.00
601 SITE BASE	65.26	0.00	0.00	0.00	65.26
602 HOSPITALITY	631.10	0.00	0.00	0.00	631.10
603 FIELD TRIPS	-1,102.31	370.90	0.00	0.00	-731.41
605 READ	413.46	0.00	27.90	0.00	385.56
610 LIBRARY	2,940.66	202.00	25.00	0.00	3,117.66
620 CONVENTION FUND	0.00	0.00	0.00	0.00	0.00
630 PAYBACK	658.73	83.96	0.00	0.00	742.69
640 SPED GRANT	157.90	0.00	0.00	0.00	157.90
<b>E ADMINISTRATIVE CUSTODIAL ACCT Totals:</b>	<b>3,764.80</b>	<b>656.86</b>	<b>52.90</b>	<b>0.00</b>	<b>4,368.76</b>
<b>Report Totals:</b>	<b>10,410.57</b>	<b>1,048.86</b>	<b>307.93</b>	<b>0.00</b>	<b>11,151.50</b>

ALL Data

**Current Cash Balance Report**

Arranged by:

Date: 02/01/2003 thru 02/28/2003

Group ID and Activity Number

Activity Number and Name	Beginning Cash	Receipts	Disbursements	Adjustments	Cash Balance
<b>A EXTRA CURRICULAR ACTIVITIES</b>					
1005 KINDERGARTEN	165.25	0.00	0.00	0.00	165.25
1010 FIRST GRADE	295.00	0.00	0.00	0.00	295.00
1020 SECOND GRADE	83.00	0.00	0.00	0.00	83.00
1030 THIRD GRADE	0.00	0.00	0.00	0.00	0.00
1040 FOURTH GRADE	439.90	0.00	0.00	0.00	439.90
1050 FIFTH GRADE	0.00	0.00	0.00	0.00	0.00
1060 PHYSICAL EDUCATION	241.02	0.00	0.00	0.00	241.02
<b>A EXTRA CURRICULAR ACTIVITIES Totals:</b>	<b>1,224.17</b>	<b>0.00</b>	<b>0.00</b>	<b>0.00</b>	<b>1,224.17</b>
<b>Report Totals:</b>	<b>1,224.17</b>	<b>0.00</b>	<b>0.00</b>	<b>0.00</b>	<b>1,224.17</b>

ALL Data

# Current Cash Balance Report

Date: 02/01/2003 thru 02/28/2003

Arranged by:  
Group ID and Activity Number

Activity Number and Name	Beginning Cash	Receipts	Disbursements	Adjustments	Cash Balance
<b>A ACTIVITY GENERAL FUNE</b>					
100 VENDING	1,771.67	149.50	0.00	0.00	1,921.17
110 GENERAL	14,639.38	267.15	735.89	0.00	14,170.64
125 INTEREST EARNED	86.54	10.56	0.00	0.00	97.10
<b>A ACTIVITY GENERAL FUNE Totals:</b>	<b>16,497.59</b>	<b>427.21</b>	<b>735.89</b>	<b>0.00</b>	<b>16,188.91</b>
<b>D CLUBS AND ORGANIZATIONS</b>					
501 STUDENT COUNCIL	383.77	90.00	0.00	0.00	473.77
505 CHOIR	0.00	0.00	0.00	0.00	0.00
510 SAFETY PATROL	282.93	0.00	0.00	0.00	282.93
520 ENVIRONMENTAL CLUB	3,542.00	689.91	150.00	0.00	4,081.91
521 3-D Club	0.00	0.00	0.00	0.00	0.00
525 Conflict Managers	312.74	0.00	0.00	0.00	312.74
<b>D CLUBS AND ORGANIZATIONS Totals:</b>	<b>4,521.44</b>	<b>779.91</b>	<b>150.00</b>	<b>0.00</b>	<b>5,151.35</b>
<b>E ADMINISTRATIVE CUSTODIAL ACCT</b>					
601 SITE-BASE	0.00	0.00	0.00	0.00	0.00
602 STAFF HOSPITALITY	517.63	0.00	85.55	0.00	432.08
606 MAGAZINES	0.00	0.00	0.00	0.00	0.00
610 LIBRARY	5,488.42	0.00	29.94	0.00	5,458.48
615 FIELD TRIPS	-3,096.09	0.00	0.00	0.00	-3,096.09
<b>E ADMINISTRATIVE CUSTODIAL ACCT Totals:</b>	<b>2,909.96</b>	<b>0.00</b>	<b>115.49</b>	<b>0.00</b>	<b>2,794.47</b>
<b>F DISTRICT CUSTODIAL</b>					
802 CONVENTION	0.00	0.00	0.00	0.00	0.00
<b>F DISTRICT CUSTODIAL Totals:</b>	<b>0.00</b>	<b>0.00</b>	<b>0.00</b>	<b>0.00</b>	<b>0.00</b>
<b>Report Totals:</b>	<b>23,928.99</b>	<b>1,207.12</b>	<b>1,001.38</b>	<b>0.00</b>	<b>24,134.73</b>

*Debbie Shearer*  
3-13-03

*Brynn Kaloush*  
3-13-03

*Fee Fund*

ALL Data

# Current Cash Balance Report

Date: 02/01/2003 thru 02/28/2003

Arranged by:  
Group ID and Activity Number

Activity Number and Name	Beginning Cash	Receipts	Disbursements	Adjustments	Cash Balance
<b>A Extra Curriculars</b>					
1000 Kindergarten Field Trips	476.25	0.00	0.00	0.00	476.25
1010 First Grade Field Trips	600.00	0.00	0.00	0.00	600.00
1020 Second Grade Field Trips	184.00	0.00	0.00	0.00	184.00
1030 Third Grade Field Trips	572.50	540.70	0.00	0.00	1,113.20
1040 Fourth Grade Field Trips	582.00	0.00	0.00	0.00	582.00
1050 Fifth Grade Field Trips	159.75	0.00	0.00	0.00	159.75
<b>A Extra Curriculars Totals:</b>	<u>2,574.50</u>	<u>540.70</u>	<u>0.00</u>	<u>0.00</u>	<u>3,115.20</u>
<b>Report Totals:</b>	<u>2,574.50</u>	<u>540.70</u>	<u>0.00</u>	<u>0.00</u>	<u>3,115.20</u>

*Debbie Shearer  
3-13-03*

ALL Data

# Current Cash Balance Report

Date: 02/01/2003 thru 02/28/2003

Arranged by:  
Group ID and Activity Number

Activity Number and Name	Beginning Cash	Receipts	Disbursements	Adjustments	Cash Balance
<b>A ACTIVITY GENERAL FUND</b>					
100 Vending	287.57	105.14	45.95	0.00	346.76
110 General	3,657.36	15.00	180.00	0.00	3,492.36
120 Interest Earned Checking	33.99	5.00	0.00	0.00	38.99
<b>A ACTIVITY GENERAL FUND Totals:</b>	<b>3,978.92</b>	<b>125.14</b>	<b>225.95</b>	<b>0.00</b>	<b>3,878.11</b>
<b>D CLUBS AND ORGANIZATIONS</b>					
501 Student Council	711.95	229.15	0.00	0.00	941.10
502 5th Grade Club	5.62	0.00	0.00	0.00	5.62
<b>D CLUBS AND ORGANIZATIONS Totals:</b>	<b>717.57</b>	<b>229.15</b>	<b>0.00</b>	<b>0.00</b>	<b>946.72</b>
<b>E ADMINISTRATIVE CUSTODIAL ACCT</b>					
601 Site Base Plan Annual Updates	1,218.71	0.00	0.00	0.00	1,218.71
602 Staff Hospitality	882.16	0.00	70.09	0.00	812.07
603 Field Trips	-1,655.47	0.00	0.00	0.00	-1,655.47
608 Grants	0.00	0.00	0.00	0.00	0.00
609 Technology	1,866.83	0.00	286.72	0.00	1,580.11
610 Media	2,330.52	41.66	104.12	0.00	2,268.06
611 Cultural Arts	705.00	0.00	0.00	0.00	705.00
612 Safety Patrol	0.00	0.00	0.00	0.00	0.00
614 Special Projects	252.33	0.00	0.00	0.00	252.33
615 PayBac	957.40	0.00	0.00	0.00	957.40
616 P.E.	0.00	0.00	0.00	0.00	0.00
617 Music	-80.34	0.00	0.00	0.00	-80.34
<b>E ADMINISTRATIVE CUSTODIAL ACCT Totals:</b>	<b>6,477.14</b>	<b>41.66</b>	<b>460.93</b>	<b>0.00</b>	<b>6,057.87</b>
<b>G DISTRICT CUST. ACCOUNTS</b>					
800 Reimbursement	0.00	0.00	0.00	0.00	0.00
802 Convention	41.22	0.00	0.00	0.00	41.22
<b>G DISTRICT CUST. ACCOUNTS Totals:</b>	<b>41.22</b>	<b>0.00</b>	<b>0.00</b>	<b>0.00</b>	<b>41.22</b>
<b>Report Totals:</b>	<b>11,214.85</b>	<b>395.95</b>	<b>686.88</b>	<b>0.00</b>	<b>10,923.92</b>

*Sent to OSAC 3-28-03*

*Julie DeBruyn, Secretary  
Reggy Brendel, Principal*

REC'D MAR 30 2003

ALL Data

# Current Cash Balance Report

Date: 02/01/2003 thru 02/28/2003

Arranged by:  
Group ID and Activity Number

Activity Number and Name	Beginning Cash	Receipts	Disbursements	Adjustments	Cash Balance
<b>A Extra-Curricular Activities</b>					
1000 Kindergarten Field Trips	268.50	0.00	0.00	0.00	268.50
1010 First Grade Field Trips	152.10	0.00	0.00	0.00	152.10
1020 Second Grade Field Trips	158.90	0.00	0.00	0.00	158.90
1030 Third Grade Field Trips	262.70	0.00	0.00	0.00	262.70
1040 Fourth Grade Field Trips	255.45	0.00	0.00	0.00	255.45
1050 Fifth Grade Field Trips	171.40	0.00	0.00	0.00	171.40
1060 Montessori Field Trips	393.05	0.00	0.00	0.00	393.05
2000 Clubs	0.00	0.00	0.00	0.00	0.00
2010 Choir	82.65	0.00	0.00	0.00	82.65
2050 Student Council	0.00	0.00	0.00	0.00	0.00
<b>A Extra-Curricular Activities Totals:</b>	<u>1,744.75</u>	<u>0.00</u>	<u>0.00</u>	<u>0.00</u>	<u>1,744.75</u>
<b>Report Totals:</b>	<u>1,744.75</u>	<u>0.00</u>	<u>0.00</u>	<u>0.00</u>	<u>1,744.75</u>

ALL Data

# Current Cash Balance Report

Date: 02/01/2003 thru 02/28/2003

Arranged by:  
Group ID and Activity Number

Activity Number and Name	Beginning Cash	Receipts	Disbursements	Adjustments	Cash Balance
610 unused library account	0.00	0.00	0.00	0.00	0.00
Totals:	0.00	0.00	0.00	0.00	0.00
<b>A ACTIVITY GENERAL FUND</b>					
100 VENDING	4,488.33	52.57	217.16	0.00	4,323.74
110 GENERAL FUND	6,653.58	67.25	76.10	0.00	6,644.73
125 interest earned checking	981.39	10.99	0.00	0.00	992.38
A ACTIVITY GENERAL FUND Totals:	12,123.30	130.81	293.26	0.00	11,960.85
<b>D CLUBS AND ORGANIZATIONS</b>					
501 STUDENT COUNCIL	1,843.26	352.05	281.16	0.00	1,914.15
505 GRADE 5 ACTIVITY	0.00	0.00	0.00	0.00	0.00
510 STANDD CLUB	2.82	210.00	209.50	0.00	3.32
D CLUBS AND ORGANIZATIONS Totals:	1,846.08	562.05	490.66	0.00	1,917.47
<b>E ADMINISTRATIVE CUSTODIAL</b>					
602 HOSPITALITY	2,609.76	0.00	1,051.40	0.00	1,558.36
606 MAGAZINES	0.00	0.00	0.00	0.00	0.00
610 LIBRARY	3,301.74	90.26	2,047.60	0.00	1,344.40
615 FIELD TRIPS	438.40	0.00	533.00	0.00	-94.60
620 PAYBACK PARTNER	543.47	176.18	160.37	0.00	559.28
625 CORPORATE DONATIONS	1,690.72	7.06	0.00	0.00	1,697.78
630 SPELL-A-THON	534.30	1,061.13	6.40	0.00	1,589.03
635 HOST	1,000.00	0.00	0.00	0.00	1,000.00
640 OTHER STUDENT ACTIVITIES	78.68	0.00	0.00	0.00	78.68
645 TOOLS FOR SCHOOLS	1,000.00	0.00	0.00	0.00	1,000.00
650 ARTWORKS	727.29	0.00	0.00	0.00	727.29
E ADMINISTRATIVE CUSTODIAL Totals:	11,924.36	1,334.63	3,798.77	0.00	9,460.22
<b>F DISTRICT CUSTODIAL</b>					
700 REIMBURSEMENT	0.00	0.00	0.00	0.00	0.00
720 CONVENTION	686.50	0.00	0.00	0.00	686.50
F DISTRICT CUSTODIAL Totals:	686.50	0.00	0.00	0.00	686.50
<b>Report Totals:</b>	<b>26,580.24</b>	<b>2,027.49</b>	<b>4,582.69</b>	<b>0.00</b>	<b>24,025.04</b>

PRINCIPAL

*Jan Wesley*

SECRETARY

*Mary Van Roy*



# Current Cash Balance Report


ALL Data

Date: 02/01/2003 thru 02/28/2003


Arranged by:  
Group ID and Activity Number

Activity Number and Name	Beginning Cash	Receipts	Disbursements	Adjustments	Cash Balan.
<b>A EXTRA CURRICULAR ACTIVITIES</b>					
1005 KG FIELD TRIPS	467.30	0.00	0.00	0.00	467.30
1010 1ST GR. FIELD TRIPS	310.10	0.00	0.00	0.00	310.10
1020 2ND GR. FIELD TRIPS	84.15	265.00	0.00	0.00	349.15
1030 3RD GR. FIELD TRIPS	689.25	0.00	0.00	0.00	689.25
1040 4TH GR. FIELD TRIPS	331.75	217.20	0.00	0.00	548.95
1050 5TH GR. FIELD TRIPS	406.50	0.00	0.00	0.00	406.50
<b>A EXTRA CURRICULAR ACTIVITIES Totals:</b>	<u>2,289.05</u>	<u>482.20</u>	<u>0.00</u>	<u>0.00</u>	<u>2,771.25</u>
Report Totals:	2,289.05	482.20	0.00	0.00	2,771.25

PRINCIPAL



SECRETARY



ALL Data

# Current Cash Balance Report

Date: 02/01/2003 thru 02/28/2003

Arranged by:  
Group ID and Activity Number

Activity Number and Name	Beginning Cash	Receipts	Disbursements	Adjustments	Cash Balance
<b>A ACTIVITY GENERAL FUND</b>					
100 GENERAL FUND	12,367.82	0.00	44.55	0.00	12,323.27
110 VENDING	2,346.80	82.61	0.00	0.00	2,429.41
120 INTEREST EARNED CHECKING	259.00	7.65	0.00	0.00	266.65
<b>A ACTIVITY GENERAL FUND Totals:</b>	<b>14,973.62</b>	<b>90.26</b>	<b>44.55</b>	<b>0.00</b>	<b>15,019.33</b>
<b>B CLUBS AND ORGANIZATIONS</b>					
201 STUDENT COUNCIL	594.60	221.55	0.00	0.00	816.15
211 SAFETY PATROL	25.00	0.00	0.00	0.00	25.00
<b>B CLUBS AND ORGANIZATIONS Totals:</b>	<b>619.60</b>	<b>221.55</b>	<b>0.00</b>	<b>0.00</b>	<b>841.15</b>
<b>C ADMINISTRATIVE CUSTODIAL ACCT</b>					
301 MEDIA	1,068.75	1,193.04	0.00	0.00	2,261.79
305 FIELD TRIPS	-1,945.10	0.00	0.00	0.00	-1,945.10
310 HOSPITALITY	413.33	0.00	0.00	0.00	413.33
320 BIRTHDAY BOOK CLUB	1,195.10	40.00	0.00	0.00	1,235.10
330 GRANTS	0.00	0.00	0.00	0.00	0.00
340 PTA	0.00	200.00	200.00	0.00	0.00
<b>C ADMINISTRATIVE CUSTODIAL ACCT Totals:</b>	<b>732.08</b>	<b>1,433.04</b>	<b>200.00</b>	<b>0.00</b>	<b>1,965.12</b>
<b>Report Totals:</b>	<b>16,325.30</b>	<b>1,744.85</b>	<b>244.55</b>	<b>0.00</b>	<b>17,825.60</b>

*Barbara Boettner 3/7/03*  
*Lauri Jensen 3/7/03*

ALL Data

# Current Cash Balance Report

Date: 02/01/2003 thru 02/28/2003

Arranged by:  
Group ID and Activity Num'

Activity Number and Name	Beginning Cash	Receipts	Disbursements	Adjustments	Cash Balance
<b>A Classroom Collections</b>					
1000 Kindergarten	412.50	0.00	0.00	0.00	412.50
1001 1st Grade	861.87	0.00	0.00	0.00	861.87
1002 2nd Grade	162.50	0.00	0.00	0.00	162.50
1003 3rd Grade	312.00	0.00	0.00	0.00	312.00
1004 4th Grade	0.00	0.00	0.00	0.00	0.00
1005 5th Grade	0.00	0.00	0.00	0.00	0.00
1010 Self Contained Room	0.00	0.00	0.00	0.00	0.00
<b>A Classroom Collections Totals:</b>	<b>1,748.87</b>	<b>0.00</b>	<b>0.00</b>	<b>0.00</b>	<b>1,748.87</b>
<b>B Clubs</b>					
2000 Student Council	0.00	0.00	0.00	0.00	0.00
2010 Chorus	615.00	0.00	0.00	0.00	615.00
<b>B Clubs Totals:</b>	<b>615.00</b>	<b>0.00</b>	<b>0.00</b>	<b>0.00</b>	<b>615.00</b>
<b>C PTA Grants</b>					
3000 PTA \$	0.00	0.00	0.00	0.00	0.00
<b>C PTA Grants Totals:</b>	<b>0.00</b>	<b>0.00</b>	<b>0.00</b>	<b>0.00</b>	<b>0.00</b>
<b>Report Totals:</b>	<b>2,363.87</b>	<b>0.00</b>	<b>0.00</b>	<b>0.00</b>	<b>2,363.87</b>

*Barbara Bortner 3/7/03*  
*Sandi Lawson 3/7/03*

# Current Cash Balance Report

ALL Data

Date: 02/01/2003 thru 02/28/2003

Arranged by:  
Group ID and Activity Number

Activity Number and Name	Beginning Cash	Receipts	Disbursements	Adjustments	Cash Balance
<b>A General Fund</b>					
100 Vending	351.80	0.00	22.00	0.00	329.80
110 General Fund	3,469.93	0.00	0.00	0.00	3,469.93
120 PRINCIPAL'S ADMIN. FUND	244.73	0.00	0.00	0.00	244.73
130 Interest Earned Checking	440.61	5.13	0.00	0.00	445.74
• 140 WEDNESDAY CLASSES/MI	4.25	0.00	0.00	0.00	4.25
<b>A General Fund Totals:</b>	4,511.32	5.13	22.00	0.00	4,494.45
<b>B Clubs &amp; Organizations</b>					
501 Student Council	6,858.69	130.25	255.21	-344.42	6,389.31
<b>B Clubs &amp; Organizations Totals:</b>	6,858.69	130.25	255.21	-344.42	6,389.31
<b>C Administrative Custodial</b>					
600 KG Classroom Activity	0.00	0.00	0.00	0.00	0.00
601 Site Base	0.00	0.00	0.00	0.00	0.00
602 Hospitality	0.00	0.00	0.00	0.00	0.00
605 1st Classroom Activity	0.00	0.00	0.00	0.00	0.00
606 Books and Magazines	272.01	0.00	0.00	0.00	272.01
610 Library	203.98	0.00	0.00	0.00	203.98
611 2nd Classroom Activity	0.00	0.00	0.00	0.00	0.00
615 Field Trips	-1,730.74	0.00	0.00	0.00	-1,730.74
616 3rd Classroom Activity	0.00	0.00	0.00	0.00	0.00
620 Ceiling Tiles	48.50	0.00	0.00	344.42	392.92
625 Multiple Intelligences	0.00	0.00	0.00	0.00	0.00
626 Mini Classes	0.19	0.00	0.00	0.00	0.19
627 Art	0.00	0.00	0.00	0.00	0.00
<b>C Administrative Custodial Totals:</b>	-1,206.06	0.00	0.00	344.42	-861.64
<b>D District Custodial</b>					
700 Reimbursement	0.00	0.00	0.00	0.00	0.00
720 Convention	57.81	0.00	0.00	0.00	57.81
<b>D District Custodial Totals:</b>	57.81	0.00	0.00	0.00	57.81
<b>Report Totals:</b>	10,221.76	135.38	277.21	0.00	10,079.93

*Kim Pirrone*  
*Susan Anglin*

ALL Data

# Current Cash Balance Report

Date: 02/01/2003 thru 02/28/2003

Arranged by  
Group ID and Activity Number

Activity Number and Name	Beginning Cash	Receipts	Disbursements	Adjustments	Cash Balance
10001 1st Grade Field Trip	498.95	0.00	0.00	0.00	498.95
10002 2nd Grade Field Trip	215.25	0.00	0.00	0.00	215.25
10003 3rd Grade Field Trip	231.55	0.00	0.00	0.00	231.55
10004 4th Grade Field Trip	0.00	0.00	0.00	0.00	0.00
10005 5th Grade Field Trip	280.00	0.00	0.00	0.00	280.00
10010 KG Field Trip	215.00	0.00	0.00	0.00	215.00
Totals:	<u>1,440.75</u>	<u>0.00</u>	<u>0.00</u>	<u>0.00</u>	<u>1,440.75</u>
Report Totals:	1,440.75	0.00	0.00	0.00	1,440.75

# Current Cash Balance Report

ALL Data

Date: 02/01/2003 thru 02/28/2003

Arranged by:  
Group ID and Activity Number

Activity Number and Name	Beginning Cash	Receipts	Disbursements	Adjustments	Cash Balance
<b>A ACTIVITY GENERAL FUND</b>					
100 GENERAL FUND	9,369.04	626.47	702.49	0.00	9,293.02
110 VENDING	1,428.75	82.61	96.96	0.00	1,414.40
120 INTEREST EARNED CHECKING	285.62	8.01	0.00	0.00	293.63
<b>A ACTIVITY GENERAL FUND Totals:</b>	<b>11,083.41</b>	<b>717.09</b>	<b>799.45</b>	<b>0.00</b>	<b>11,001.05</b>
<b>B CLUBS AND ORGANIZATIONS</b>					
201 STUDENT COUNCIL	485.74	0.00	0.00	0.00	485.74
<b>B CLUBS AND ORGANIZATIONS Totals:</b>	<b>485.74</b>	<b>0.00</b>	<b>0.00</b>	<b>0.00</b>	<b>485.74</b>
<b>C ADMINISTRATIVE CUSTODIAL ACCT</b>					
301 Hospitality	560.90	0.00	58.15	0.00	502.75
310 MEDIA	4,623.95	28.00	181.95	0.00	4,470.00
315 FIELD TRIPS	-639.02	0.00	241.02	0.00	-880.04
320 BIRTHDAY BOOK CLUB	1,230.75	0.00	0.00	0.00	1,230.75
<b>C ADMINISTRATIVE CUSTODIAL ACCT Totals:</b>	<b>5,776.58</b>	<b>28.00</b>	<b>481.12</b>	<b>0.00</b>	<b>5,323.46</b>
<b>Report Totals:</b>	<b>17,345.73</b>	<b>745.09</b>	<b>1,280.57</b>	<b>0.00</b>	<b>16,810.25</b>

16,810.25

Karela Sullivan  
3-31-03

Andrew A. DeLuca  
4-1-03

16,810.25  
1956.15  

---

18,766.40  
Book Balance

# Current Cash Balance Report

ALL Data

Date: 08/01/2002 thru 02/28/2003

Arranged by:  
Group ID and Activity Number

Activity Number and Name	Beginning Cash	Receipts	Disbursements	Adjustments	Cash Balanc
<b>A EXTRA CURRICULAR ACTIVITIES</b>					
1000 KINDERGARTEN FIELD TRIPS	0.00	0.00	0.00	0.00	0.00
1001 GRADE 1 FIELD TRIPS	0.00	926.30	0.00	0.00	926.30
1002 GRADE 2 FIELD TRIPS	0.00	160.60	0.00	0.00	160.60
1003 GRADE 3 FIELD TRIPS	0.00	455.00	0.00	0.00	455.00
1004 GRADE 4 FIELD TRIPS	0.00	162.25	0.00	0.00	162.25
1005 GRADE 5 FIELD TRIPS	0.00	252.00	0.00	0.00	252.00
<b>A EXTRA CURRICULAR ACTIVITIES Totals:</b>	0.00	1,956.15	0.00	0.00	1,956.15
<b>Report Totals:</b>	0.00	1,956.15	0.00	0.00	1,956.15

ALL Data

# Current Cash Balance Report

Date: 02/02/2003 thru 02/28/2003

Arranged by  
Group ID and Activity Number

Activity Number and Name	Beginning Cash	Receipts	Disbursements	Adjustments	Cash Balance
0	0.00	0.00	0.00	0.00	0.00
Totals:	0.00	0.00	0.00	0.00	0.00
<b>A ACTIVITY GENERAL FUND</b>					
100 STAFF VENDING	2,116.44	0.00	54.41	0.00	2,062.03
101 STUDENT VENDING	3,384.78	0.00	205.00	0.00	3,179.78
110 GENERAL FUND	6,791.27	0.00	669.35	0.00	6,121.92
115 INTEREST EARNED CHECKING	256.87	6.74	0.00	0.00	263.61
A ACTIVITY GENERAL FUND Totals:	12,549.36	6.74	928.76	0.00	11,627.34
<b>D CLUBS AND ORGANIZATIONS</b>					
501 STUDENT COUNCIL	766.12	267.94	427.46	0.00	606.60
901 US WEST VOLUNTEER GRANTS & OTHERS	457.38	0.00	0.00	0.00	457.38
D CLUBS AND ORGANIZATIONS Totals:	1,223.50	267.94	427.46	0.00	1,063.98
<b>E ADMINISTRATIVE CUSTODIAL ACCT</b>					
610 MEDIA	2,044.90	0.00	0.00	0.00	2,044.90
615 FIELD TRIPS	-1,069.78	0.00	80.34	0.00	-1,150.12
701 TECHNOLOGY	1,305.31	0.00	0.00	0.00	1,305.31
801 GIFTED/HAL	0.00	0.00	0.00	0.00	0.00
E ADMINISTRATIVE CUSTODIAL ACCT Totals:	2,280.43	0.00	80.34	0.00	2,200.09
<b>F DISTRICT CUSTODIAL</b>					
700 REIMBURSEMENT	0.00	0.00	0.00	0.00	0.00
720 CONVENTION	72.41	0.00	0.00	0.00	72.41
F DISTRICT CUSTODIAL Totals:	72.41	0.00	0.00	0.00	72.41
<b>H OUTDOOR LEARNING ENVIRONMENT (OLE)</b>					
3000 BRICK ORDERS & OTHER	159.00	0.00	0.00	0.00	159.00
H OUTDOOR LEARNING ENVIRONMENT (OLE) Totals:	159.00	0.00	0.00	0.00	159.00
Report Totals:	16,284.70	274.68	1,436.56	0.00	15,122.82

*Carly Benage*  
*Jess Livingston*



ALL Data

# Current Cash Balance Report

Date: 02/02/2003 thru 02/28/2003

Arranged by:  
Group ID and Activity Ni

Activity Number and Name	Beginning Cash	Receipts	Disbursements	Adjustments	Cash Balance
<b>G STUDENT FEES</b>					
1000 CHOIR	0.00	0.00	0.00	0.00	0.00
2000 KINDERGARTEN	180.50	322.25	0.00	0.00	502.75
2001 GRADE 1	353.50	0.00	0.00	0.00	353.50
2002 GRADE 2	82.50	0.00	0.00	0.00	82.50
2003 GRADE 3	0.00	0.00	0.00	0.00	0.00
2004 GRADE 4	372.20	0.00	0.00	0.00	372.20
2005 GRADE 5	0.00	0.00	0.00	0.00	0.00
<b>G STUDENT FEES Totals:</b>	<u>988.70</u>	<u>322.25</u>	<u>0.00</u>	<u>0.00</u>	<u>1,310.95</u>
<b>Report Totals:</b>	<u>988.70</u>	<u>322.25</u>	<u>0.00</u>	<u>0.00</u>	<u>1,310.95</u>

*Cathy Lenz*  
*Sue Dornjet*

ALL Data

# Current Cash Balance Report

*Jeffery*  
*Candy Barron*

Arranged by:

Date: 02/01/2003 thru 02/28/2003

Group ID and Activity Number

Activity Number and Name	Beginning Cash	Receipts	Disbursements	Adjustments	Cash Balance
112	0.00	0.00	0.00	0.00	0.00
350	0.00	0.00	0.00	0.00	0.00
555	0.00	0.00	0.00	0.00	0.00
565	0.00	0.00	0.00	0.00	0.00
575	0.00	0.00	0.00	0.00	0.00
620	0.00	0.00	0.00	0.00	0.00
630	0.00	0.00	0.00	0.00	0.00
<b>Totals:</b>	<u>0.00</u>	<u>0.00</u>	<u>0.00</u>	<u>0.00</u>	<u>0.00</u>
<b>A General Funds</b>					
100 VENDING MACHINES	1,552.19	594.52	420.42	0.00	1,726.29
110 OTHER GENERAL	13,876.05	-10.00	382.41	0.00	13,483.64
115 FEES AND FINES	2,311.50	65.95	0.00	0.00	2,377.45
120 FUND RAISING ACCOUNT	19,409.74	135.53	0.00	0.00	19,545.27
125 VOLUNTEER COORDINATOR	3,495.00	0.00	605.00	0.00	2,890.00
130 INTEREST EARNED - CHECKING	2,595.46	30.11	0.00	0.00	2,625.57
<b>A General Funds Totals:</b>	<u>43,239.94</u>	<u>816.11</u>	<u>1,407.83</u>	<u>0.00</u>	<u>42,648.22</u>
<b>B Athletics</b>					
205 ATHLETIC DEPARTMENT	-3,349.61	321.00	1,353.59	11,160.19	6,777.99
210 ATHLETIC FUND	11,160.19	0.00	0.00	-11,160.19	0.00
<b>B Athletics Totals:</b>	<u>7,810.58</u>	<u>321.00</u>	<u>1,353.59</u>	<u>0.00</u>	<u>6,777.99</u>
<b>C Academic Clubs</b>					
300 ENVIRONMENTAL CLUB	415.51	0.00	0.00	0.00	415.51
310 YEARBOOK	5,798.20	126.00	17.23	0.00	5,906.97
320 YOUTH TO YOUTH	393.77	0.00	0.00	0.00	393.77
330 KIDS HELPING KIDS	3,157.63	0.00	0.00	0.00	3,157.63
340 RENAISSANCE PROGRAM	1,339.68	119.73	0.00	0.00	1,459.41
<b>C Academic Clubs Totals:</b>	<u>11,104.79</u>	<u>245.73</u>	<u>17.23</u>	<u>0.00</u>	<u>11,333.29</u>
<b>D Clubs and Organizations</b>					
400 STUDENT COUNCIL	1,346.91	874.70	1,526.61	0.00	695.00
410 VOLLEYBALL CLUB	126.84	0.00	0.00	0.00	126.84
420 LEADERSHIP	125.00	0.00	0.00	0.00	125.00
430 BOOK CLUB	561.94	0.00	0.00	0.00	561.94
440 SCRAPBOOK CLUB	5.50	0.00	0.00	0.00	5.50
442 FCS CLUB	-83.96	0.00	0.00	0.00	-83.96
450 ARTS & CRAFTS CLUB	-176.62	0.00	64.36	0.00	-240.98
460 STUDENT CLUBS MISC.	190.33	0.00	0.00	0.00	190.33
470 CROSS COUNTRY CLUB	-95.00	0.00	0.00	0.00	-95.00
480 DRAMA CLUB	500.00	0.00	0.00	0.00	500.00
<b>D Clubs and Organizations Totals:</b>	<u>2,500.94</u>	<u>874.70</u>	<u>1,590.97</u>	<u>0.00</u>	<u>1,784.67</u>
<b>E School Custodial Accounts</b>					
500 MUSIC	50.00	0.00	0.00	0.00	50.00
505 ART CLASS	-0.24	0.00	0.00	0.00	-0.24
509 8TH GRADE FAREWELL	448.45	0.00	0.00	0.00	448.45
510 FIELD TRIPS	-2,276.29	0.00	0.00	0.00	-2,276.29
511 SPECIAL EVENTS	590.46	0.00	1,903.80	0.00	-1,313.34
512 HELP FUND	1,532.90	0.00	0.00	0.00	1,532.90
515 FACULTY VENDING FUND	1,317.68	124.65	330.99	0.00	1,111.34
520 TEACHERS HOSPITALITY FUND	661.10	0.00	8.98	0.00	652.12
525 AMS T-SHIRT SALES	-106.21	26.00	0.00	0.00	-80.21
528 A.P.E. T-SHIRTS	181.50	0.00	0.00	0.00	181.50
530 OUTDOOR CLASSROOM	1,644.38	0.00	0.00	0.00	1,644.38

ALL Data

# Current Cash Balance Report

Date: 02/01/2003 thru 02/28/2003

Arranged by:  
Group ID and Activity Number

Activity Number and Name	Beginning Cash	Receipts	Disbursements	Adjustments	Cash Balance
535 SCIENCE BREAKAGE	110.74	0.00	0.00	0.00	110.74
540 INDUSTRIAL ARTS	2,344.34	197.50	0.00	0.00	2,541.84
542 FAMILY CONSUMER SCIENCE	2,330.21	592.00	795.40	0.00	2,126.81
544 PLANES & ROCKETS	308.32	0.00	0.00	0.00	308.32
545 LIBRARY	1,837.38	10.95	111.56	0.00	1,736.77
550 SCIENCE OLYMPIAD	314.51	0.00	40.39	0.00	274.12
570 TECHNOLOGY AND ENGINEERING	4.90	0.00	19.26	0.00	-14.36
580 OTHER SCHOOL CUSTODIAL	0.00	0.00	0.00	0.00	0.00
582 PRIME TIME	202.65	0.00	0.00	0.00	202.65
585 TEAMMATES	17.89	0.00	0.00	0.00	17.89
590 TEAM 6A	108.90	0.00	49.74	0.00	59.16
591 TEAM 6B	234.86	0.00	38.75	0.00	196.11
592 TEAM 6C	263.10	0.00	12.45	0.00	250.65
593 TEAM 7A	189.20	0.00	109.42	0.00	79.78
594 TEAM 7B	211.92	0.00	0.00	0.00	211.92
595 TEAM 7C	300.00	0.00	0.00	0.00	300.00
596 TEAM 8A	300.00	0.00	0.00	0.00	300.00
597 TEAM 8B	219.11	0.00	0.00	0.00	219.11
598 TEAM 8C	0.00	0.00	0.00	0.00	0.00
<b>E School Custodial Accounts Totals:</b>	<b>13,341.76</b>	<b>951.10</b>	<b>3,420.74</b>	<b>0.00</b>	<b>10,872.12</b>
<b>G Investments</b>					
700 SAVINGS	-8,886.91	0.00	6.11	0.00	-8,893.02
710 INTEREST ON SAVINGS	3,886.91	6.11	0.00	0.00	3,893.02
<b>G Investments Totals:</b>	<b>-5,000.00</b>	<b>6.11</b>	<b>6.11</b>	<b>0.00</b>	<b>-5,000.00</b>
<b>H Athletic Department</b>					
810 ATHLETIC CD	-11,160.19	11,160.19	0.00	0.00	0.00
820 INTEREST ON ATHLETIC C D	0.00	0.00	0.00	0.00	0.00
<b>H Athletic Department Totals:</b>	<b>-11,160.19</b>	<b>11,160.19</b>	<b>0.00</b>	<b>0.00</b>	<b>0.00</b>
<b>Report Totals:</b>	<b>61,837.82</b>	<b>14,374.94</b>	<b>7,796.47</b>	<b>0.00</b>	<b>68,416.29</b>

*Sydney*  
*Cindy Bolton*

# Current Cash Balance Report

ALL Data

Date: 02/01/2003 thru 02/28/2003

Arranged by:

Group ID and Activity Number

Activity Number and Name	Beginning Cash	Receipts	Disbursements	Adjustments	Cash Balance
1000 FIELD TRIPS	2,152.66	0.00	0.00	0.00	2,152.66
2010 YOUTH TO YOUTH	1,400.06	0.00	0.00	0.00	1,400.06
2020 VOLLEYBALL CLUB	0.00	0.00	0.00	0.00	0.00
2030 SCRAPBOOK CLUB	0.00	0.00	0.00	0.00	0.00
2040 ARTS & CRAFTS CLUB	487.46	0.00	0.00	0.00	487.46
2050 MUSIC CLUB	0.00	0.00	0.00	0.00	0.00
2060 FCS CLUB	85.00	0.00	0.00	0.00	85.00
2070 CROSS COUNTRY CLUB	0.00	0.00	0.00	0.00	0.00
2080 STUDENT COUNCIL	132.00	0.00	0.00	0.00	132.00
3000 ATHLETIC	6,020.80	726.00	0.00	0.00	6,746.80
Totals:	<u>10,277.98</u>	<u>726.00</u>	<u>0.00</u>	<u>0.00</u>	<u>11,003.98</u>
Report Totals:	10,277.98	726.00	0.00	0.00	11,003.98

ALL Data

# Current Cash Balance Report

Date: 02/01/2003 thru 02/28/2003

Arranged by:  
Group ID and Activity Number

Activity Number and Name	Beginning Cash	Receipts	Disbursements	Adjustments	Cash Balance
0	0.00	0.00	0.00	0.00	0.00
Totals:	0.00	0.00	0.00	0.00	0.00
<b>A GENERAL FUND</b>					
100 General Fund	4,063.73	8.00	0.00	0.00	4,071.73
110 Student Vending	649.14	232.65	83.45	0.00	798.34
115 Staff Vending	343.55	190.10	271.73	0.00	261.92
<b>A GENERAL FUND Totals:</b>	<b>5,056.42</b>	<b>430.75</b>	<b>355.18</b>	<b>0.00</b>	<b>5,131.99</b>
<b>D SCHOOL CUSTODIAL ACCOUNTS</b>					
400 Library	463.41	0.00	0.00	0.00	463.41
405 FCS - Family Consumer Science	388.37	465.85	427.57	0.00	426.65
410 Field Trips	-1,463.83	0.00	0.00	0.00	-1,463.83
415 Hospitality	995.79	0.00	100.00	0.00	895.79
420 IT LAB - Industrial Technology	1,891.15	0.00	0.00	0.00	1,891.15
425 Art	99.77	0.00	15.00	0.00	84.77
430 Spirit Wear	552.94	109.00	231.00	0.00	430.94
435 Book Fines	569.90	0.00	0.00	0.00	569.90
<b>D SCHOOL CUSTODIAL ACCOUNTS Totals:</b>	<b>3,497.50</b>	<b>574.85</b>	<b>773.57</b>	<b>0.00</b>	<b>3,298.78</b>
<b>E INVESTMENTS</b>					
500 Savings	0.00	0.00	0.00	0.00	0.00
505 Checking Interest	42.06	7.22	0.00	0.00	49.28
510 Interest on Savings	0.00	0.00	0.00	0.00	0.00
<b>E INVESTMENTS Totals:</b>	<b>42.06</b>	<b>7.22</b>	<b>0.00</b>	<b>0.00</b>	<b>49.28</b>
<b>F ATHLETICS and ACTIVITIES</b>					
600 Athletics Program	-454.50	31.50	1,362.95	0.00	-1,785.95
605 Clubs and Activities	29.40	0.00	0.00	0.00	29.40
610 Student Council	-430.16	677.75	450.03	0.00	-202.44
615 Youth to Youth	-529.35	0.00	174.34	0.00	-703.69
620 Emissary / Peer Mediation / Tutor	412.00	0.00	0.00	0.00	412.00
625 FCS Club	43.95	0.00	124.31	0.00	-80.36
630 Swing Choir Club	-1,162.70	0.00	140.00	0.00	-1,302.70
635 Environmental Club	351.40	108.00	250.00	0.00	209.40
640 Yearbook	2,459.73	20.00	0.00	0.00	2,479.73
645 Art Club	0.00	0.00	0.00	0.00	0.00
650 HAL	-252.00	0.00	140.17	0.00	-392.17
655 Dance Club	0.00	0.00	0.00	0.00	0.00
<b>F ATHLETICS and ACTIVITIES Totals:</b>	<b>467.77</b>	<b>837.25</b>	<b>2,641.80</b>	<b>0.00</b>	<b>-1,336.78</b>
<b>Report Totals:</b>	<b>9,063.75</b>	<b>1,850.07</b>	<b>3,770.55</b>	<b>0.00</b>	<b>7,143.27</b>

*Nancy Johnston 3-25-03*  
*Patty Ornelas 2-25-03*

ALL Data

# Current Cash Balance Report

Date: 02/01/2003 thru 02/28/2003

Arranged by:  
Group ID and Activity Number

Activity Number and Name	Beginning Cash	Receipts	Disbursements	Adjustments	Cash Balance
<b>A EXTRACURRICULAR ACTIVITIES</b>					
1000 Field Trips	1,506.00	0.00	0.00	0.00	1,506.00
2000 Clubs/Activities	0.00	0.00	0.00	0.00	0.00
2610 Student Council	446.50	221.00	0.00	0.00	667.50
2615 Youth-to-Youth	676.60	165.00	0.00	0.00	841.60
2625 FCS Club	155.00	0.00	0.00	0.00	155.00
2645 Art Club	135.50	0.00	0.00	0.00	135.50
2650 HAL	0.00	180.00	0.00	0.00	180.00
3000 Athletics	5,675.00	20.00	0.00	0.00	5,695.00
<b>A EXTRACURRICULAR ACTIVITIES Totals:</b>	<b>8,594.60</b>	<b>586.00</b>	<b>0.00</b>	<b>0.00</b>	<b>9,180.60</b>
<b>Report Totals:</b>	<b>8,594.60</b>	<b>586.00</b>	<b>0.00</b>	<b>0.00</b>	<b>9,180.60</b>

*Nancy Johnston 3-25-03*  
*Patty Corbuel 2-25-03*

ALL Data

**Current Cash Balance Report**

Date: 02/01/2003 thru 02/28/2003

Arranged by:  
Group ID and Activity Number

Activity Number and Name	Beginning Cash	Receipts	Disbursements	Adjustments	Cash Balance
<b>A GENERAL FUNDS</b>					
100 VENDING MACHINES	10,648.05	0.00	0.00	0.00	10,648.05
105 STAFF VENDING MACHINES	1,289.23	0.00	109.84	0.00	1,179.39
110 GENERAL	7,106.43	482.00	893.39	0.00	6,695.04
120 PENCIL FUND (SCHOOL IMPROV.)	317.82	275.00	393.85	0.00	198.97
150 INTEREST EARNED CHECKING	4,181.20	1.56	0.00	0.00	4,182.76
170 INTEREST EARNED SAVINGS	15,836.15	51.69	0.00	0.00	15,887.84
180 BUILDING IMPROVEMENTS FUND	0.00	0.00	0.00	0.00	0.00
<b>A GENERAL FUNDS Totals:</b>	<b>39,378.88</b>	<b>810.25</b>	<b>1,397.08</b>	<b>0.00</b>	<b>38,792.05</b>
<b>B ATHLETICS</b>					
200 ATHLETICS PROGRAM	9,436.99	0.00	1,102.27	0.00	8,334.72
<b>B ATHLETICS Totals:</b>	<b>9,436.99</b>	<b>0.00</b>	<b>1,102.27</b>	<b>0.00</b>	<b>8,334.72</b>
<b>C ACADEMIC CLUBS</b>					
305 ART CLUB	101.36	0.00	0.00	0.00	101.36
310 YEARBOOKS	220.76	0.00	185.60	0.00	35.16
320 FAMILY CONSUMER SCIENCE CLUB	-178.30	0.00	0.00	0.00	-178.30
330 DRAMA	91.83	0.00	0.00	0.00	91.83
335 PING PONG	0.00	0.00	0.00	0.00	0.00
340 TENNIS CLUB	-432.00	0.00	0.00	0.00	-432.00
350 SKI CLUB	-2,164.21	0.00	0.00	0.00	-2,164.21
<b>C ACADEMIC CLUBS Totals:</b>	<b>-2,360.56</b>	<b>0.00</b>	<b>185.60</b>	<b>0.00</b>	<b>-2,546.16</b>
<b>D CLUBS AND ORGANIZATIONS</b>					
400 STUDENT COUNCIL	3,283.06	1,391.25	418.92	0.00	4,255.39
425 YOUTH TO YOUTH	-925.06	451.20	100.00	0.00	-573.86
<b>D CLUBS AND ORGANIZATIONS Totals:</b>	<b>2,358.00</b>	<b>1,842.45</b>	<b>518.92</b>	<b>0.00</b>	<b>3,681.53</b>
<b>E SCHOOL CUSTODIAL ACCOUNTS</b>					
500 BAND	475.16	0.00	0.00	0.00	475.16
501 SITE BASE	24.78	0.00	0.00	0.00	24.78
502 HOSPITALITY	922.22	15.00	0.00	0.00	937.22
503 BAND CONTEST/CLINIC	0.00	0.00	0.00	0.00	0.00
504 ROTARY ACTIVITY FUND	1,117.60	0.00	0.00	0.00	1,117.60
505 FINES	918.03	84.00	0.00	0.00	1,002.03
506 MONTESSORI (6TH)	0.00	0.00	0.00	0.00	0.00
507 TEAMMATES	0.00	0.00	0.00	0.00	0.00
508 MONTESSORI (7TH)	-2,274.52	0.00	0.00	0.00	-2,274.52
509 FUNDRAISER '02-'03 (SCHOLARSHIPS,	12,504.11	7.98	0.00	0.00	12,512.09
510 TRANSPORTATION	0.00	0.00	0.00	0.00	0.00
515 ASSIGNMENT NOTEBOOKS	312.65	10.00	0.00	0.00	322.65
520 LIBRARY	303.65	0.00	40.52	0.00	263.13
525 FUND RAISER 1995-96-97	0.00	0.00	0.00	0.00	0.00
530 FUNDRAISER 97-98,COCURRICULAR	0.00	0.00	0.00	0.00	0.00
535 VOCAL MUSIC	-197.57	0.00	0.00	0.00	-197.57
540 FUNDRAISER 98-99, LIBRARY	39.12	0.00	0.00	0.00	39.12
545 ORCHESTRA	7.86	0.00	0.00	0.00	7.86
550 SUMMER SCHOOL	0.00	0.00	0.00	0.00	0.00
555 FUNDRAISER 99-00, PRODUCTIVITY &	0.00	0.00	0.00	0.00	0.00
560 PHYSICAL EDUCATION	266.91	0.00	0.00	0.00	266.91
565 FUNDRAISER '00-'01, (SIGNS, SCHOLARSHIPS,	18.78	0.00	0.00	0.00	18.78
570 P.I.V.O.T.	0.00	0.00	0.00	0.00	0.00
575 ART FEES	270.61	0.00	0.00	0.00	270.61
580 SEWING (HAAN CRAFT KITS)	110.96	0.00	635.69	0.00	-524.73
585 ENVIRONMENTAL EDUCATION	600.00	0.00	0.00	0.00	600.00

ALL Data

# Current Cash Balance Report

Date: 02/01/2003 thru 02/28/2003

Arranged by:  
Group ID and Activity Number

Activity Number and Name	Beginning Cash	Receipts	Disbursements	Adjustments	Cash Balance
590 TECHNOLOGY EDUCATION	1,988.43	168.00	0.00	0.00	2,156.43
595 FUNDRAISER '01-'02 (COMMONS, CAMPUS, SIGN,	8,727.26	0.00	0.00	0.00	8,727.26
E SCHOOL CUSTODIAL ACCOUNTS Totals:	26,136.04	284.98	676.21	0.00	25,744.81
F DISTRICT CUSTODIAL ACCOUNTS					
620 CONFERENCE ACCOUNT	1,028.93	0.00	0.00	0.00	1,028.93
F DISTRICT CUSTODIAL ACCOUNTS Totals:	1,028.93	0.00	0.00	0.00	1,028.93
G INVESTMENTS					
700 SAVINGS	-58,213.92	0.00	51.69	0.00	-58,265.61
710 INTEREST ON SAVINGS	0.00	0.00	0.00	0.00	0.00
G INVESTMENTS Totals:	-58,213.92	0.00	51.69	0.00	-58,265.61
Report Totals:	17,764.36	2,937.68	3,931.77	0.00	16,770.27

Submitted by: Julie M. Christensen, Bookkeeper

Approved by: [Signature] Date: 3/4/03



ALL Data

# Current Cash Balance Report

Date: 02/01/2003 thru 02/28/2003

Arranged by:  
Group ID and Activity Number

Activity Number and Name	Beginning Cash	Receipts	Disbursements	Adjustments	Cash Balance
<b>A EXTRACURRICULAR</b>					
1015 7C FIELD TRIP	860.00	0.00	0.00	0.00	860.00
1506 MONTESSORI (6TH)	0.00	0.00	0.00	0.00	0.00
1508 MONTESSORI (7,8)	3,300.00	0.00	0.00	0.00	3,300.00
<b>A EXTRACURRICULAR Totals:</b>	<b>4,160.00</b>	<b>0.00</b>	<b>0.00</b>	<b>0.00</b>	<b>4,160.00</b>
<b>A EXTRACURRICULAR</b>					
2305 ART CLUB	300.00	5.00	0.00	0.00	305.00
2320 FAMILY CONSUMER SCIENCE CLUB	250.00	20.00	0.00	0.00	270.00
2330 DRAMA CLUB	0.00	0.00	0.00	0.00	0.00
2340 TENNIS CLUB	450.00	0.00	0.00	0.00	450.00
2350 SKI CLUB	2,338.00	0.00	0.00	0.00	2,338.00
2425 YOUTH TO YOUTH CLUB	808.00	0.00	0.00	0.00	808.00
2500 BAND	0.00	0.00	0.00	0.00	0.00
2535 VOCAL MUSIC	425.90	0.00	0.00	0.00	425.90
2545 ORCHESTRA	0.00	0.00	0.00	0.00	0.00
<b>A EXTRACURRICULAR Totals:</b>	<b>4,571.90</b>	<b>25.00</b>	<b>0.00</b>	<b>0.00</b>	<b>4,596.90</b>
<b>A EXTRACURRICULAR</b>					
3200 ATHLETICS	9,438.00	1,652.00	0.00	0.00	11,090.00
<b>A EXTRACURRICULAR Totals:</b>	<b>9,438.00</b>	<b>1,652.00</b>	<b>0.00</b>	<b>0.00</b>	<b>11,090.00</b>
<b>Report Totals:</b>	<b>18,169.90</b>	<b>1,677.00</b>	<b>0.00</b>	<b>0.00</b>	<b>19,846.90</b>

Submitted by: *Michelle Christman, Bookkeeper*

Approved by: *[Signature]*

Date: *3/6/03*

ALL Data

# Current Cash Balance Report

Date: 02/01/2003 thru 02/28/2003

Arranged by:  
Group ID and Activity Number

Activity Number and Name	Beginning Cash	Receipts	Disbursements	Adjustments	Cash Balance
<b>A GENERAL FUNDS</b>					
100 VENDING	16,113.18	469.81	48.93	0.00	16,534.06
105 STAFF VENDING	1,808.98	43.48	40.98	0.00	1,811.48
110 GENERAL FUND	8,128.32	0.00	0.00	0.00	8,128.32
115 T-SHIRTS	2,983.15	693.00	399.00	0.00	3,277.15
117 BOOK ORDERS	0.00	0.00	0.00	0.00	0.00
119 SITE IMPROVEMENT	21,504.04	511.84	0.00	0.00	22,015.88
120 SCHOOL IMPROVEMENT TEAM	52,578.99	29,249.42	44,853.09	-8,820.00	28,155.32
130 BUS	8,926.83	0.00	642.72	5,000.00	13,284.11
140 RETIREMENT	680.99	0.00	0.00	320.00	1,000.99
150 PARENT/TEACHER RESOURCE LIB	775.93	0.00	0.00	0.00	775.93
155 TECHNOLOGY	0.00	0.00	0.00	0.00	0.00
165 ROTARY	621.91	0.00	0.00	0.00	621.91
170 SCHOLARSHIP	230.56	0.00	0.00	2,000.00	2,230.56
180 SPECIAL PROJECTS	3,483.11	0.00	131.04	1,500.00	4,852.07
185 LEARNING CENTER	500.00	0.00	0.00	0.00	500.00
190 STAFF DEVELOPMENT	4,860.02	0.00	30.00	0.00	4,850.02
195 STUDENT ACTIVITIES	8,743.90	0.00	0.00	0.00	8,743.90
196 PARENTS FOR TEACHER APPRECIATION	0.00	0.00	0.00	0.00	0.00
<b>A GENERAL FUNDS Totals:</b>	<b>131,959.91</b>	<b>30,967.55</b>	<b>46,145.76</b>	<b>0.00</b>	<b>116,781.70</b>
<b>B ATHLETICS</b>					
200 ATHLETICS	17,689.16	0.00	1,627.22	0.00	16,061.94
210 MULTI-PURPOSE PROJECT	475.06	0.00	359.19	0.00	115.87
<b>B ATHLETICS Totals:</b>	<b>18,164.22</b>	<b>0.00</b>	<b>1,986.41</b>	<b>0.00</b>	<b>16,177.81</b>
<b>C ACADEMIC CLUBS</b>					
300 INTERNATIONAL CLUB	0.00	0.00	0.00	0.00	0.00
305 VOLUNTEER CLUB	-7.08	0.00	0.00	0.00	-7.08
310 YEARBOOK	3,853.88	20.00	54.68	0.00	3,819.20
315 DRAMA CLUB	786.77	0.00	0.00	0.00	786.77
320 YOUTH-TO-YOUTH	799.61	0.00	0.00	0.00	799.61
325 STUDENT COUNCIL	5,051.89	0.00	288.86	0.00	4,763.03
330 SCIENCE CLUB	0.00	0.00	0.00	0.00	0.00
335 ART CLUB	-121.76	0.00	0.00	0.00	-121.76
355 SPEECH CLUB	0.00	0.00	0.00	0.00	0.00
360 DESTINATION IMAGINATION CLUB	-105.00	0.00	0.00	0.00	-105.00
<b>C ACADEMIC CLUBS Totals:</b>	<b>10,258.31</b>	<b>20.00</b>	<b>343.54</b>	<b>0.00</b>	<b>9,934.77</b>
<b>D CLUBS AND ORGANIZATIONS</b>					
420 SNACK AND STITCH	-34.02	0.00	84.62	0.00	-118.64
<b>D CLUBS AND ORGANIZATIONS Totals:</b>	<b>-34.02</b>	<b>0.00</b>	<b>84.62</b>	<b>0.00</b>	<b>-118.64</b>
<b>E SCHOOL CUSTODIAL ACCOUNTS</b>					
520 SOCIAL/HOSPITALITY	-38.62	1,071.79	20.00	0.00	1,013.17
530 PE/LOCK	1,990.52	8.00	455.00	0.00	1,543.52
540 HOME ARTS	140.57	38.00	0.00	0.00	178.57
550 INDUSTRIAL ARTS	-546.06	961.00	0.00	0.00	414.92
560 ART CLASS	212.18	0.00	0.00	0.00	212.18
580 LIBRARY	4,819.65	0.00	0.00	0.00	4,819.65
581 6A FIELD TRIP	-1,291.71	0.00	0.00	0.00	-1,291.71
582 6B FIELD TRIP	-1,342.24	0.00	0.00	0.00	-1,342.24
583 6C FIELD TRIP	-817.44	0.00	0.00	0.00	-817.44
584 7A FIELD TRIP	0.00	0.00	0.00	0.00	0.00
585 7B FIELD TRIP	0.00	0.00	446.25	0.00	-446.25
586 7C FIELD TRIP	0.00	0.00	0.00	0.00	0.00


# Current Cash Balance Report

ALL Data

Date: 02/01/2003 thru 02/28/2003

Arranged by:  
Group ID and Activity Numr

Activity Number and Name	Beginning Cash	Receipts	Disbursements	Adjustments	Cash Balance
587 8A FIELD TRIP	-1,088.25	0.00	0.00	0.00	-1,088.25
588 8B FIELD TRIP	-1,201.75	0.00	0.00	0.00	-1,201.75
589 8C FIELD TRIP	-1,242.25	0.00	0.00	0.00	-1,242.25
590 FRENCH FIELD TRIP	-163.50	0.00	0.00	0.00	-163.50
591 GERMAN FIELD TRIP	-196.00	0.00	0.00	0.00	-196.00
592 SPANISH FIELD TRIP	-784.00	0.00	0.00	0.00	-784.00
593 HAL FIELD TRIPS	-789.00	0.00	444.34	0.00	-1,233.34
594 AFTER SCHOOL PROGRAM	-4,818.19	0.00	6,081.27	0.00	-10,899.46
595 SUMMER SCHOOL PROGRAM	0.00	0.00	0.00	0.00	0.00
<b>E SCHOOL CUSTODIAL ACCOUNTS Totals:</b>	<b>-7,156.11</b>	<b>2,078.79</b>	<b>7,446.86</b>	<b>0.00</b>	<b>-12,524.18</b>
<b>F DISTRICT CUSTODIAL ACCOUNTS</b>					
620 CONVENTION	214.96	0.00	0.00	0.00	214.96
<b>F DISTRICT CUSTODIAL ACCOUNTS Totals:</b>	<b>214.96</b>	<b>0.00</b>	<b>0.00</b>	<b>0.00</b>	<b>214.96</b>
<b>G INVESTMENTS</b>					
700 SAVINGS	-50,372.07	0.00	0.00	0.00	-50,372.07
710 INTEREST ON SAVINGS	25,970.07	0.00	0.00	0.00	25,970.07
<b>G INVESTMENTS Totals:</b>	<b>-24,402.00</b>	<b>0.00</b>	<b>0.00</b>	<b>0.00</b>	<b>-24,402.00</b>
<b>Report Totals:</b>	<b>129,005.27</b>	<b>33,066.34</b>	<b>56,007.19</b>	<b>0.00</b>	<b>106,064.42</b>



Judy Moore  
Bookkeeper

ALL Data

# Current Cash Balance Report

Date: 02/01/2003 thru 02/28/2003

Arranged by:  
Group ID and Activity Number

Activity Number and Name	Beginning Cash	Receipts	Disbursements	Adjustments	Cash Balance
<b>A EXTRACURRICULAR</b>					
1581 6A FIELD TRIPS	1,236.00	0.00	0.00	0.00	1,236.00
1582 6B FIELD TRIPS	1,262.75	0.00	0.00	0.00	1,262.75
1583 6C FIELD TRIPS	847.00	0.00	0.00	0.00	847.00
1584 7A FIELD TRIPS	0.00	0.00	0.00	0.00	0.00
1585 7B FIELD TRIPS	0.00	678.50	0.00	0.00	678.50
1586 7C FIELD TRIPS	0.00	0.00	0.00	0.00	0.00
1587 8A FIELD TRIPS	1,120.00	0.00	0.00	0.00	1,120.00
1588 8B FIELD TRIPS	1,148.00	0.00	0.00	0.00	1,148.00
1589 8C FIELD TRIPS	1,309.00	5.00	0.00	0.00	1,314.00
1590 FRENCH FIELD TRIPS	163.50	0.00	0.00	0.00	163.50
1591 GERMAN FIELD TRIPS	178.50	0.00	0.00	0.00	178.50
1592 SPANISH FIELD TRIPS	650.00	0.00	0.00	0.00	650.00
1593 HAL FIELD TRIPS	140.00	904.00	0.00	0.00	1,044.00
2320 YOUTH-TO-YOUTH CLUB	101.75	0.00	0.00	0.00	101.75
2335 ART CLUB	211.00	0.00	0.00	0.00	211.00
2350 CHESS CLUB	0.00	0.00	0.00	0.00	0.00
2355 SPEECH CLUB	0.00	0.00	0.00	0.00	0.00
2360 DESTINATION IMAGINATION CLUB	105.00	0.00	0.00	0.00	105.00
2420 SNACK AND STITCH CLUB	161.00	0.00	0.00	0.00	161.00
3200 ATHLETICS	9,339.00	880.00	0.00	0.00	10,219.00
<b>A EXTRACURRICULAR Totals:</b>	<u>17,972.50</u>	<u>2,467.50</u>	<u>0.00</u>	<u>0.00</u>	<u>20,440.00</u>
<b>C AFTER SCHOOL/SUMMER SCHOOL</b>					
6594 AFTER SCHOOL PROGRAM	12,785.00	2,960.00	0.00	0.00	15,745.00
6595 SUMMER SCHOOL PROGRAM	0.00	0.00	0.00	0.00	0.00
<b>C AFTER SCHOOL/SUMMER SCHOOL Totals:</b>	<u>12,785.00</u>	<u>2,960.00</u>	<u>0.00</u>	<u>0.00</u>	<u>15,745.00</u>
<b>Report Totals:</b>	<u>30,757.50</u>	<u>5,427.50</u>	<u>0.00</u>	<u>0.00</u>	<u>36,185.00</u>

*Judy Moore*  
Principal  
*Judy Moore*  
Bookkeeper

# Current Cash Balance Report

Date: 02/01/2003 thru 02/28/2003

Group ID and Activity Number

Activity Number and Name	Beginning Cash	Receipts	Disbursements	Adjustments	Cash Balance
<b>A GENERAL FUNDS</b>					
100 VENDING	1,335.67	59.50	1,424.51	0.00	-29.34
110 GENERAL	38.42	1,269.23	1,300.64	0.00	7.01
115 BUNNELL BOOK ORDERS	80.50	73.35	0.00	0.00	153.85
120 BIERMAN BOOK ORDERS	36.50	0.00	0.00	0.00	36.50
125 MAUST BOOK ORDER	0.00	0.00	0.00	0.00	0.00
126 COURTNEY BOOK ORDERS	15.91	32.55	51.31	0.00	-2.85
130 Rotary Scholarship	1,511.25	0.00	0.00	0.00	1,511.25
135 INTEREST EARNED SAVINGS	0.00	0.00	0.00	0.00	0.00
140 HALL BOOK ORDERS	2.50	0.00	0.00	0.00	2.50
145 BUILDING USE FEE	8,000.00	0.00	0.00	0.00	8,000.00
150 HOSPITALITY FUND	-123.45	0.00	64.27	0.00	-187.72
<b>A GENERAL FUNDS Totals:</b>	<b>10,897.30</b>	<b>1,434.63</b>	<b>2,840.73</b>	<b>0.00</b>	<b>9,491.20</b>
<b>B ATHLETICS</b>					
200 ATHLETICS	-5,383.86	26.00	2,744.21	0.00	-8,102.07
<b>B ATHLETICS Totals:</b>	<b>-5,383.86</b>	<b>26.00</b>	<b>2,744.21</b>	<b>0.00</b>	<b>-8,102.07</b>
<b>C ACADEMIC CLUBS</b>					
300 ANNUAL	535.92	0.00	12.21	0.00	523.71
305 ART CLUB	342.48	0.00	65.20	0.00	277.28
310 DRAMA CLUB	529.53	105.00	16.52	0.00	618.01
315 YOUTH TO YOUTH	44.61	0.00	42.85	0.00	1.76
317 FRENCH CLUB	0.00	0.00	0.00	0.00	0.00
318 MUSTANG MENTORS	46.32	0.00	0.00	0.00	46.32
320 SCIENCE CLUB	0.00	0.00	0.00	0.00	0.00
321 SCRAPBOOK CLUB	-138.05	0.00	0.00	0.00	-138.05
325 SKI CLUB	82.43	0.00	0.00	0.00	82.43
330 SPANISH CLUB	0.00	0.00	0.00	0.00	0.00
335 VOLUNTEER CLUB	74.12	0.00	0.00	0.00	74.12
340 SPED CAMPING TRIP	0.00	0.00	0.00	0.00	0.00
345 MATH & SCIENCE SATURDAYS	0.00	60.00	139.42	0.00	-79.42
<b>C ACADEMIC CLUBS Totals:</b>	<b>1,517.36</b>	<b>165.00</b>	<b>276.20</b>	<b>0.00</b>	<b>1,406.16</b>
<b>D CLUBS AND ORGANIZATIONS</b>					
400 STUDENT COUNCIL	569.82	522.37	390.18	0.00	702.01
<b>D CLUBS AND ORGANIZATIONS Totals:</b>	<b>569.82</b>	<b>522.37</b>	<b>390.18</b>	<b>0.00</b>	<b>702.01</b>
<b>E SCHOOL CUSTODIAL ACCOUNTS</b>					
500 ART PROJECTS	2,272.89	31.00	167.81	0.00	2,136.08
501 BAND CONTEST/CLINIC	463.76	0.00	0.00	0.00	463.76
505 COURTESY COMMITTEE	1,064.17	0.00	2.87	0.00	1,061.30
506 6A FIELD TRIPS	0.00	0.00	509.25	0.00	-509.25
507 6B FIELD TRIPS	0.00	0.00	143.50	0.00	-143.50
508 7A FIELD TRIPS	0.00	0.00	0.00	0.00	0.00
509 7B FIELD TRIPS	-40.00	0.00	0.00	0.00	-40.00
510 8A FIELD TRIPS	0.00	0.00	0.00	0.00	0.00
511 8B FIELD TRIPS	0.00	0.00	0.00	0.00	0.00
512 8 C FIELD TRIPS	0.00	0.00	0.00	0.00	0.00
515 FUND RAISING	39,715.71	0.00	429.62	0.00	39,286.09
520 GYM SUITS	-143.90	0.00	0.00	0.00	-143.90
525 HOME EC PROJECTS	1,174.18	454.90	1,210.07	0.00	419.01
526 HONORS BAND	-60.00	0.00	432.00	0.00	-492.00
527 HAL TRIPS	-96.00	0.00	0.00	0.00	-96.00
530 INDUSTRIAL ARTS PROJECTS	2,941.07	203.00	0.00	0.00	3,144.07
535 INSTRUMENT RENTAL	-352.50	0.00	0.00	0.00	-352.50

ALL Data

# Current Cash Balance Report

Date: 02/01/2003 thru 02/28/2003

Arranged by:  
Group ID and Activity Number

Activity Number and Name	Beginning Cash	Receipts	Disbursements	Adjustments	Cash Balance
545 LIBRARY	742.72	20.63	0.00	0.00	763.35
550 LOCK	10.00	0.00	0.00	0.00	10.00
552 MATH/SCI SAT SCHOOL	0.00	0.00	0.00	0.00	0.00
555 OUTDOOR EDUCATION	-4,001.85	0.00	0.00	0.00	-4,001.85
560 SITE BASE PLAN	0.00	0.00	0.00	0.00	0.00
<b>E SCHOOL CUSTODIAL ACCOUNTS Totals:</b>	<b>43,690.25</b>	<b>709.53</b>	<b>2,895.12</b>	<b>0.00</b>	<b>41,504.66</b>
<b>F DISTRICT CUSTODIAL ACCOUNTS</b>					
600 REIMBURSEMENT	0.00	0.00	0.00	0.00	0.00
620 CONVENTION	1,901.44	0.00	0.00	0.00	1,901.44
<b>F DISTRICT CUSTODIAL ACCOUNTS Totals:</b>	<b>1,901.44</b>	<b>0.00</b>	<b>0.00</b>	<b>0.00</b>	<b>1,901.44</b>
<b>G INVESTMENTS</b>					
700 INVESTMENTS	-28,622.07	0.00	19.66	0.00	-28,641.73
710 INTEREST FROM SAVINGS	4,477.48	19.66	0.00	0.00	4,497.14
<b>G INVESTMENTS Totals:</b>	<b>-24,144.59</b>	<b>19.66</b>	<b>19.66</b>	<b>0.00</b>	<b>-24,144.59</b>
<b>R REIMBURSEMENT</b>					
800 REIMBURSEMENT	0.00	0.00	0.00	0.00	0.00
<b>R REIMBURSEMENT Totals:</b>	<b>0.00</b>	<b>0.00</b>	<b>0.00</b>	<b>0.00</b>	<b>0.00</b>
<b>Report Totals:</b>	<b>29,047.72</b>	<b>2,877.19</b>	<b>9,166.10</b>	<b>0.00</b>	<b>22,758.81</b>

*Cathleen Dineen*  
Bookkeeper

*[Handwritten Signature]*

# Current Cash Balance Report

ALL Data

Date: 02/01/2003 thru 02/28/2003

Arranged by:  
Group ID and Activity Number

Activity Number and Name	Beginning Cash	Receipts	Disbursements	Adjustments	Cash Balance
<b>A EXTRACURRICULAR</b>					
1000 6A FIELD TRIP	168.00	336.00	0.00	0.00	504.00
1005 6B FIELD TRIP	99.75	319.75	0.00	0.00	419.50
1010 7A FIELD TRIP	0.00	0.00	0.00	0.00	0.00
1015 7B FIELD TRIP	0.00	0.00	0.00	0.00	0.00
1020 8A FIELD TRIP	0.00	0.00	0.00	0.00	0.00
1025 8B FIELD TRIP	0.00	0.00	0.00	0.00	0.00
1030 DRAMA CLUB TRIP	258.00	0.00	0.00	0.00	258.00
1035 OUTDOOR ED	2,925.00	0.00	0.00	0.00	2,925.00
1040 RESOURCE	0.00	0.00	0.00	0.00	0.00
1045 STUDENT COUNCIL TRIP	0.00	0.00	0.00	0.00	0.00
1050 YOUTH TO YOUTH TRIP	336.00	0.00	0.00	0.00	336.00
1527 HAL TRIPS	45.40	22.70	0.00	0.00	68.10
2000 ART CLUB	282.00	0.00	0.00	0.00	282.00
2005 DRAMA CLUB	0.00	0.00	0.00	0.00	0.00
2010 FIDDLE FEST	0.00	0.00	0.00	0.00	0.00
2015 FORENSICS	0.00	0.00	0.00	0.00	0.00
2020 HONORS BAND	277.50	364.50	0.00	0.00	642.00
2025 INSTRUMENT RENTAL	727.50	0.00	0.00	0.00	727.50
2030 SCRAPBOOK CLUB	170.00	0.00	0.00	0.00	170.00
2035 SKI CLUB	0.00	0.00	0.00	0.00	0.00
2040 YOUTH TO YOUTH	0.00	0.00	0.00	0.00	0.00
3000 ATHLETICS	7,468.00	355.00	0.00	0.00	7,823.00
<b>A EXTRACURRICULAR Totals:</b>	<b>12,757.15</b>	<b>1,397.95</b>	<b>0.00</b>	<b>0.00</b>	<b>14,155.10</b>
<b>Report Totals:</b>	<b>12,757.15</b>	<b>1,397.95</b>	<b>0.00</b>	<b>0.00</b>	<b>14,155.10</b>

*Cathleen Diehl*  
Bookkeeper

*[Handwritten Signature]*

ALL Data

## Current Cash Balance Report

Date: 02/01/2003 thru 02/28/2003

Arranged by:  
Group ID and Activity Number

Activity Number and Name	Beginning Cash	Receipts	Disbursements	Adjustments	Cash Balance
<b>A ACTIVITY GENERAL FUND</b>					
100 Vending Machines	7,315.63	545.51	0.00	0.00	7,861.14
101 Coffee & Water Machines	-445.80	10.00	119.40	0.00	-555.20
102 Building Beautification	2,457.22	0.00	0.00	0.00	2,457.22
103 Vending machines-staff	37.11	97.63	0.00	0.00	134.74
104 Freedom Shrine Donations	49.10	0.00	0.00	0.00	49.10
110 General	-2,345.91	0.00	1,025.86	0.00	-3,371.77
149 Discretionary Spending	87.38	0.00	0.00	0.00	87.38
150 Sweatshirt Sales	-265.35	0.00	23.88	0.00	-289.23
419 Engineering Club	15.26	0.00	0.00	0.00	15.26
<b>A ACTIVITY GENERAL FUND Totals:</b>	<b>6,904.64</b>	<b>653.14</b>	<b>1,169.14</b>	<b>0.00</b>	<b>6,388.64</b>
<b>B ATHLETICS</b>					
201 Athletics	-6,928.68	222.00	2,748.73	0.00	-9,455.41
202 Athletics Assistance from Rotary	578.50	0.00	0.00	0.00	578.50
<b>B ATHLETICS Totals:</b>	<b>-6,350.18</b>	<b>222.00</b>	<b>2,748.73</b>	<b>0.00</b>	<b>-8,876.91</b>
<b>C ACADEMIC CLUBS</b>					
301 Yearbook	2,984.49	3,052.99	6,808.31	784.00	13.17
302 Swing/Girls' Choir	0.00	0.00	0.00	0.00	0.00
303 Band	-462.40	0.00	78.00	0.00	-540.40
<b>C ACADEMIC CLUBS Totals:</b>	<b>2,522.09</b>	<b>3,052.99</b>	<b>6,886.31</b>	<b>784.00</b>	<b>-527.23</b>
<b>D CLUBS AND ORGANIZATIONS</b>					
401 Art Club	8.75	0.00	0.00	0.00	8.75
402 Chess Club	159.49	0.00	0.00	0.00	159.49
403 Computer Club	17.22	0.00	0.00	0.00	17.22
404 Drama Club	110.25	0.00	0.00	0.00	110.25
405 Environmental Club	0.00	0.00	0.00	0.00	0.00
406 Golf Club	0.00	0.00	150.00	0.00	-150.00
407 Student Newspaper	38.69	0.00	0.00	0.00	38.69
408 Science Club	0.00	0.00	0.00	0.00	0.00
409 Home Ec Club	284.63	0.00	0.00	0.00	284.63
410 Student Council	772.96	130.00	581.83	0.00	321.13
411 Youth to Youth	1,937.70	72.00	13.71	0.00	1,995.99
413 Wits Clash/Knowledge Masters	36.37	0.00	60.00	0.00	-23.63
414 Ski Club	1,785.72	0.00	0.00	0.00	1,785.72
415 Photography Club	107.78	0.00	0.00	0.00	107.78
416 Literary Club	145.59	0.00	0.00	0.00	145.59
417 Summer Opportunities	-14.50	0.00	0.00	0.00	-14.50
418 Spirit Club	-342.48	0.00	0.00	0.00	-342.48
420 Japanese Club	-42.17	0.00	0.00	0.00	-42.17
<b>D CLUBS AND ORGANIZATIONS Totals:</b>	<b>5,006.00</b>	<b>202.00</b>	<b>805.54</b>	<b>0.00</b>	<b>4,402.46</b>
<b>E ADMIN CUSTODIAL ACCOUNTS</b>					
601 Employee Hospitality	1,115.80	0.00	80.23	0.00	1,035.57
603 Gym Fees	720.78	0.00	0.00	0.00	720.78
604 Art	2,925.37	0.00	0.00	0.00	2,925.37
605 Book Fines	3,374.98	0.00	0.00	0.00	3,374.98
606 Library	2,443.22	4.00	0.00	0.00	2,447.22
607 Parent Pack Organization	455.24	0.00	0.00	0.00	455.24
608 Leadership Workshop	0.00	0.00	0.00	0.00	0.00
609 Parent Pack Resource	0.00	0.00	0.00	0.00	0.00
610 8th Grade Farewell	1,247.54	0.00	0.00	0.00	1,247.54
611 Directory Advertisements	0.00	0.00	0.00	0.00	0.00
<b>E ADMIN CUSTODIAL ACCOUNTS Totals:</b>	<b>12,282.93</b>	<b>4.00</b>	<b>80.23</b>	<b>0.00</b>	<b>12,206.70</b>



# Current Cash Balance Report

ALL Data

Date: 02/01/2003 thru 02/28/2003

Arranged by:  
Group ID and Activity Numbr

Activity Number and Name	Beginning Cash	Receipts	Disbursements	Adjustments	Cash Balance
<b>F ACADEMIC CUSTODIAL ACCOUNTS</b>					
702 Industrial Technology	2,057.57	544.50	10.26	0.00	2,591.81
703 Home Economics	992.47	865.35	861.85	0.00	995.97
704 TEAM 6A	136.35	0.00	22.00	0.00	114.35
705 TEAM 6B	206.67	0.00	56.05	0.00	150.62
706 TEAM 7A	182.50	0.00	0.00	0.00	182.50
707 TEAM 7B	148.96	0.00	0.00	0.00	148.96
708 TEAM 8A	160.10	0.00	0.00	0.00	160.10
709 TEAM 8B	178.57	0.00	0.00	0.00	178.57
710 TEAM 7C	158.24	0.00	6.96	0.00	151.28
711 PackTime	0.00	0.00	0.00	0.00	0.00
712 Peer Tutor/Learning Center	0.00	0.00	0.00	0.00	0.00
713 Field Trips	-6,056.32	7.50	897.89	0.00	-6,946.71
714 TEAM 6C	0.00	0.00	0.00	0.00	0.00
715 TEAM 8C	118.16	0.00	0.00	0.00	118.16
716 Dulcimer Fund	16.66	13.00	0.00	0.00	29.66
717 Exploratory Teams	168.36	0.00	17.26	0.00	151.10
718 Counseling	850.85	0.00	56.81	0.00	794.04
719 Music	59.89	0.00	0.00	0.00	59.89
720 Orchestra	71.20	0.00	0.00	0.00	71.20
<b>F ACADEMIC CUSTODIAL ACCOUNTS Totals:</b>	<b>-549.77</b>	<b>1,430.35</b>	<b>1,929.08</b>	<b>0.00</b>	<b>-1,048.50</b>
<b>G DISTRICT CUSTODIAL ACCOUNTS</b>					
800 Reimbursement Account	0.00	0.00	0.00	0.00	0.00
801 Convention	0.00	0.00	0.00	0.00	0.00
802 Other District Custodial	0.00	0.00	0.00	0.00	0.00
<b>G DISTRICT CUSTODIAL ACCOUNTS Totals:</b>	<b>0.00</b>	<b>0.00</b>	<b>0.00</b>	<b>0.00</b>	<b>0.00</b>
<b>H INVESTMENTS</b>					
900 Savings	0.00	0.00	0.00	0.00	0.00
901 Interest on Savings	0.00	0.00	0.00	0.00	0.00
905 Interest on checking	3,327.80	30.12	0.00	0.00	3,357.92
910 Certificate of Deposit	0.00	0.00	0.00	0.00	0.00
911 Interest on CD	0.00	0.00	0.00	0.00	0.00
<b>H INVESTMENTS Totals:</b>	<b>3,327.80</b>	<b>30.12</b>	<b>0.00</b>	<b>0.00</b>	<b>3,357.92</b>
<b>I FUNDRAISERS</b>					
1001 AUCTION	0.00	0.00	0.00	0.00	0.00
1002 MAGAZINE SALES	14,641.11	58.73	692.91	-784.00	13,222.93
1003 Entertainment Books	17,347.04	0.00	0.00	0.00	17,347.04
1004 J.C. Penney	426.08	0.00	0.00	0.00	426.08
1005 Target donation	1,043.33	0.00	0.00	0.00	1,043.33
1006 Donations	478.24	0.00	0.00	0.00	478.24
1007 Commercial Federal Donation	1,150.00	0.00	0.00	0.00	1,150.00
1008 Bemis Art Project	0.00	0.00	0.00	0.00	0.00
<b>I FUNDRAISERS Totals:</b>	<b>35,085.80</b>	<b>58.73</b>	<b>692.91</b>	<b>-784.00</b>	<b>33,667.62</b>
<b>J PACKTIME ACCOUNTS</b>					
1100 PACKTime 6th grade	756.32	0.00	0.00	0.00	756.32
1102 PACKTime 7th grade	148.81	0.00	0.00	0.00	148.81
1103 PACKTime 8th grade	113.71	0.00	0.00	0.00	113.71
<b>J PACKTIME ACCOUNTS Totals:</b>	<b>1,018.84</b>	<b>0.00</b>	<b>0.00</b>	<b>0.00</b>	<b>1,018.84</b>
<b>R REIMBURSABLES</b>					
1901 REIMBURSEMENT ACCOUNT	0.00	0.00	0.00	0.00	0.00
<b>R REIMBURSABLES Totals:</b>	<b>0.00</b>	<b>0.00</b>	<b>0.00</b>	<b>0.00</b>	<b>0.00</b>
<b>Report Totals:</b>	<b>59,248.15</b>	<b>5,653.33</b>	<b>14,311.94</b>	<b>0.00</b>	<b>50,589.54</b>

Principal signature *Marge Wilson*

Russell Middle School  
Secretary/bookkeeper signature *Sherry Seidl*

Date 03/10/2003 03:27:22 PM  
*3/12/03*

ALL Data

# Current Cash Balance Report

Date: 02/01/2003 thru 02/28/2003

Arranged by:  
Group ID and Activity Number

Activity Number and Name	Beginning Cash	Receipts	Disbursements	Adjustments	Cash Balance
<b>A Field Trips</b>					
1005 6A Field trips/team days	468.00	1,630.00	0.00	0.00	2,098.00
1010 6B field trips/team day	0.00	629.00	0.00	0.00	629.00
1015 7A field trips	109.50	0.00	0.00	0.00	109.50
1020 7B field trips	0.00	0.00	0.00	0.00	0.00
1025 7C field trips	145.65	0.00	0.00	0.00	145.65
1030 8A field trips	1,320.00	0.00	0.00	0.00	1,320.00
1035 8B field trips	1,293.50	0.00	0.00	0.00	1,293.50
1040 8C field trips	1,752.00	0.00	0.00	0.00	1,752.00
1045 Foreign Language Field trip	348.50	170.00	0.00	0.00	518.50
1050 Vocal Music Field Trips	210.77	0.00	0.00	0.00	210.77
1060 HAL Field trip	0.00	288.00	0.00	0.00	288.00
<b>A Field Trips Totals:</b>	<u>5,647.92</u>	<u>2,717.00</u>	<u>0.00</u>	<u>0.00</u>	<u>8,364.92</u>
<b>B Clubs/Activities</b>					
2001 Activities	8,759.00	0.00	0.00	0.00	8,759.00
2025 Golf Club	150.00	140.00	0.00	0.00	290.00
2401 Art Club	0.00	0.00	0.00	0.00	0.00
2402 Chess Club	150.00	0.00	0.00	0.00	150.00
2406 Dulcimer Club	247.00	0.00	0.00	0.00	247.00
2411 Youth to Youth	1,056.63	0.00	0.00	0.00	1,056.63
2418 Spirit Club	59.00	0.00	0.00	0.00	59.00
2420 Japanese Club	50.00	0.00	0.00	0.00	50.00
<b>B Clubs/Activities Totals:</b>	<u>10,471.63</u>	<u>140.00</u>	<u>0.00</u>	<u>0.00</u>	<u>10,611.63</u>
<b>Report Totals:</b>	<u>16,119.55</u>	<u>2,857.00</u>	<u>0.00</u>	<u>0.00</u>	<u>18,976.55</u>

Principal signature Marg Welch

Secretary/bookkeeper signature Sherry Seidl

Date 3/12/03

ALL Data

## Current Cash Balance Report

Date: 02/03/2003 thru 03/02/2003

Arranged by:  
Group ID and Activity Number

Activity Number and Name	Beginning Cash	Receipts	Disbursements	Adjustments	Cash Balance
<b>A ACTIVITY GENERAL FUND</b>					
100 VENDING/C STORE REVENUES/OLD YEAR	41,205.86	0.00	1,526.19	0.00	39,679.67
101 NOT IN USE	0.00	0.00	0.00	0.00	0.00
102 CANDY MACHINES	6,892.25	3,803.15	3,900.87	27.28	6,821.81
103 MNHS C-STORE (HOLE IN WALL)	17,879.73	8,403.28	0.00	0.00	26,283.01
105 NOT IN USE	0.00	0.00	0.00	0.00	0.00
110 GENERAL	12,463.98	-34.14	105.00	-45.00	12,279.84
120 ACTIVITIES SUPPORT	37,000.00	0.00	0.00	0.00	37,000.00
146 ACADEMIC AWARDS	0.00	0.00	0.00	0.00	0.00
150 COCA COLA VENDING	31,720.26	0.00	0.00	0.00	31,720.26
170 INTEREST OF CD'S	34,646.47	267.00	0.00	0.00	34,913.47
180 INTEREST ON NOW ACCOUNT	10,444.00	32.73	0.00	0.00	10,476.73
185 INTEREST ON EAGLE FUND	19,325.56	16.16	0.00	0.00	19,341.72
190 MUSTANG MURAL	11,708.33	66.62	0.00	0.00	11,774.95
<b>A ACTIVITY GENERAL FUND Totals:</b>	<b>223,286.44</b>	<b>12,554.80</b>	<b>5,532.06</b>	<b>-17.72</b>	<b>230,291.46</b>
<b>B ATHLETICS</b>					
200 ACTIVITIES TRANSPORTATION	-19,484.06	0.00	4,137.03	0.00	-23,621.09
201 CONCESSIONS	9,918.47	2,158.66	3,109.48	0.00	8,967.65
202 ATHLETICS	58,269.56	5,437.00	302.18	0.00	63,404.78
203 SPORT FEES**	20,415.48	22,957.49	5,516.00	0.00	37,856.98
204 ACTIVITY TICKETS	17,369.00	30.00	0.00	0.00	17,399.00
205 ATHLETIC CLOTHING	2,506.17	682.75	1,426.26	110.00	1,872.66
210 CLARKSON PHYSICAL SCREENING	0.00	0.00	0.00	0.00	0.00
215 TEMPORARY HELP/ACT/ATHLETICS	646.38	0.00	0.00	0.00	646.38
220 ATHLETIC ENTRY FEES	-2,480.00	0.00	145.00	0.00	-2,625.00
230 OFFICIAL	-15,329.16	0.00	2,368.30	0.00	-17,697.46
<b>B ATHLETICS Totals:</b>	<b>71,832.25</b>	<b>31,265.90</b>	<b>17,004.25</b>	<b>110.00</b>	<b>86,203.90</b>
<b>C ACADEMIC CLUBS</b>					
301 DECA**	-7,161.48	10,830.78	2,709.00	0.00	960.30
302 FRENCH CLUB	2,160.05	0.00	0.00	0.00	2,160.05
303 LATIN CLUB	372.86	0.00	55.00	-27.28	290.58
304 AP BIOLOGY WORKBOOKS	1.98	0.00	0.00	0.00	1.98
305 SPANISH CLUB	793.01	0.00	16.17	0.00	776.84
307 GERMAN CLUB	860.42	0.00	0.00	0.00	860.42
308 YEARBOOK	27,360.57	100.00	116.95	0.00	27,343.62
309 NEWSPAPER	2,576.24	350.00	12.09	0.00	2,914.15
311 NOT IN USE	0.00	0.00	0.00	0.00	0.00
312 SCHOOL STORE	1,635.79	436.55	529.50	0.00	1,542.84
314 HISTORY CLUB**	-3,518.80	6,419.62	0.00	0.00	2,900.82
315 NOT IN USE	0.00	0.00	0.00	0.00	0.00
316 FCCLA**	7,661.63	355.55	1,391.51	0.00	6,625.67
317 FEA	54.79	0.00	0.00	0.00	54.79
320 WRITER'S CLUB	0.00	0.00	19.96	0.00	-19.96
325 VIA	412.93	236.00	273.22	0.00	375.71
525 NOT IN USE	0.00	0.00	0.00	0.00	0.00
615 VICA**	3,118.66	135.00	411.50	0.00	2,842.16
620 NOT IN USE	0.00	0.00	0.00	0.00	0.00
<b>C ACADEMIC CLUBS Totals:</b>	<b>36,328.65</b>	<b>18,863.50</b>	<b>5,534.90</b>	<b>-27.28</b>	<b>49,629.97</b>
<b>D CLUBS AND ORGANIZATIONS</b>					
401 CHEER-BLUE	512.30	0.00	0.00	0.00	512.30
402 CHEER-UNIFORMS**	-38.48	0.00	100.00	0.00	-138.48
403 CHEER-JV	0.00	0.00	0.00	0.00	0.00

ALL Data

## Current Cash Balance Report

Date: 02/03/2003 thru 03/02/2003

Arranged by:  
Group ID and Activity Number

Activity Number and Name	Beginning Cash	Receipts	Disbursements	Adjustments	Cash Balance
404 CHEER-FRESHMAN	96.00	0.00	0.00	0.00	96.00
405 DRILL UNIFORMS**	-1,106.74	0.00	0.00	0.00	-1,106.74
406 DRILL TEAM	-159.92	0.00	0.00	0.00	-159.92
407 BASEBALL	9,061.12	0.00	0.00	0.00	9,061.12
408 NOT IN USE	0.00	0.00	0.00	0.00	0.00
409 CHESS CLUB	1,353.67	0.00	514.95	0.00	838.72
410 CROSS COUNTRY FR	190.22	0.00	0.00	0.00	190.22
411 FOOTBALL FR	-520.48	0.00	38.78	0.00	-559.26
412 NOT IN USE	0.00	0.00	0.00	0.00	0.00
413 HOSA	197.21	0.00	0.00	0.00	197.21
414 GIRLS GOLF F/R	1,177.79	97.95	84.75	0.00	1,190.99
415 NOT IN USE	0.00	0.00	0.00	0.00	0.00
416 MUSTANG SCRAMBLE	2,330.07	0.00	0.00	0.00	2,330.07
417 SOCCER FR	1,083.83	0.00	0.00	0.00	1,083.83
419 SOFTBALL FR	71.90	70.00	0.00	0.00	141.90
420 SWIM FR	790.03	560.00	0.00	45.00	1,395.03
421 TENNIS FR	0.00	0.00	0.00	0.00	0.00
422 TRACK FR	1,589.21	0.00	0.00	0.00	1,589.21
423 VOLLEYBALL FUNDRAISER	542.31	0.00	0.00	0.00	542.31
425 LITERARY MAGAZINE	442.81	0.00	0.00	0.00	442.81
426 BAND**	-83,112.04	65,401.00	3,928.64	115.00	-21,524.68
427 FLAGS	1,345.97	0.00	0.00	0.00	1,345.97
428 ENVIRONMENTAL	400.00	0.00	0.00	0.00	400.00
429 AMNESTY INTERNATIONAL	82.79	0.00	0.00	0.00	82.79
430 CHORAL**	1,349.65	1,057.79	1,109.32	-115.00	1,183.12
431 ORCHESTRA**	-8,797.89	3,225.05	252.00	0.00	-5,824.84
432 STUDENT COUNCIL	10,594.32	635.11	470.29	-110.00	10,649.14
433 JCB CONTINGENCY FUND	3,000.00	0.00	0.00	0.00	3,000.00
434 JUNIOR CLASS	1,888.44	0.00	1,000.00	0.00	888.44
435 SENIOR CLASS	1,264.10	346.42	23.64	0.00	1,586.88
436 UNITI	224.31	0.00	0.00	0.00	224.31
437 NATIONAL HONOR SOCIETY**	6,425.91	382.00	117.01	0.00	6,690.90
438 MUSTANGS MAKING A DIFFERENCE	91.58	0.00	0.00	0.00	91.58
441 ART/TREDWAY	433.05	190.00	0.00	110.00	733.05
445 PENN MODEL CONGRESS	35.49	0.00	0.00	0.00	35.49
450 INTRAMURALS**	1,851.72	100.00	720.07	0.00	1,231.65
456 BOYS GOLF F/R	1,549.59	0.00	0.00	0.00	1,549.59
458 OPPORTUNITIES GROUP	0.00	0.00	0.00	0.00	0.00
459 BOYS BASKETBALL CAMP	260.89	0.00	85.59	0.00	175.30
460 SOFTBALL BOOSTER	0.00	0.00	0.00	0.00	0.00
466 WRESTLING FUNDRAISER	639.00	0.00	0.00	0.00	639.00
470 BASKETBALL BOOSTER	-2,112.00	2,074.30	0.00	0.00	-37.70
477 MILLARD BASKETBALL/OLD CHICAGO	0.37	0.00	0.00	0.00	0.37
480 NOT IN USE	0.00	0.00	0.00	0.00	0.00
500 NFL ACCOUNT	5,525.52	424.51	852.48	0.00	5,097.55
505 FROEMMING/MEMORIAL	659.01	0.00	0.00	0.00	659.01
510 HANDICAP SWIM	250.00	0.00	0.00	0.00	250.00
515 JAPANESE CLUB	52.78	210.00	0.00	0.00	262.78
520 GIRLS BASKETBALL CAMP	1,185.38	0.00	0.00	0.00	1,185.38
525 NOT IN USE	0.00	0.00	0.00	0.00	0.00
<b>D CLUBS AND ORGANIZATIONS Totals:</b>	<b>-37,299.21</b>	<b>74,774.13</b>	<b>9,297.52</b>	<b>45.00</b>	<b>28,222.40</b>

# Current Cash Balance Report

ALL Data

Date: 02/03/2003 thru 03/02/2003

Arranged by:  
Group ID and Activity Number

Activity Number and Name	Beginning Cash	Receipts	Disbursements	Adjustments	Cash Balance
<b>E ADMIN CUSTODIAL ACCOUNTS</b>					
601 COURTESY	1,370.91	0.00	0.00	0.00	1,370.91
602 CAREER DEVELOPMENT	2,669.10	0.00	0.00	0.00	2,669.10
603 PARKING STICKERS	37,198.42	332.00	1,588.84	0.00	35,941.58
604 PARKING FINES	10.00	0.00	0.00	0.00	-10.00
605 FIELDTRIPS**	-4,373.47	4,539.75	160.68	0.00	5.60
606 AFTER PROM	0.01	0.00	0.00	0.00	0.01
607 NOT IN USE	0.00	0.00	0.00	0.00	0.00
608 GYM FEES	18,881.13	0.00	1,210.37	0.00	17,670.76
609 ART/SCHIMENTI	1,983.72	230.00	885.42	0.00	1,328.30
610 BOOK FINES	4,963.15	56.72	0.00	0.00	5,019.87
611 INDUSTRIAL TECH	4,365.42	89.50	659.99	0.00	3,794.93
612 STAFF LOUNGE	1,600.10	228.25	1,036.46	0.00	791.89
613 LIBRARY	1,127.84	0.00	239.93	0.00	887.91
614 BROADCAST CLUB	183.69	0.00	0.00	0.00	183.69
616 TRANSCRIPT FEES	2,889.94	65.00	131.78	0.00	2,823.16
617 POOL	4,050.02	1,373.00	1,321.00	0.00	4,102.02
618 EUROPEAN BOOKS	170.41	0.00	0.00	0.00	170.41
619 AP FRENCH WORKBOOKS	14.00	0.00	0.00	0.00	14.00
621 PE FIELDTRIPS	0.00	0.00	174.07	0.00	-174.07
623 AP LATIN	-8.00	0.00	0.00	0.00	-8.00
624 AP SPANISH	103.01	0.00	0.00	0.00	103.01
625 AP EXAMS**	417.97	0.00	0.00	0.00	417.97
626 ART/STEVENS	455.92	180.00	22.87	-110.00	503.05
627 ART/BRISBOIS	250.56	100.00	0.00	0.00	350.56
628 ENGLISH/MISCELLANEOUS	50.00	0.00	0.00	0.00	50.00
629 IB EXAMS**	-4,783.00	4,783.00	0.00	0.00	0.00
630 DEBATE TRANSPORTATION**	-1,171.26	659.01	402.67	0.00	-914.92
640 FORENSIC TRANSPORTATION**	-1,768.28	1,395.59	781.09	0.00	-1,153.78
650 BAND/ORCHESTRA TACT **	-3,935.66	3,935.66	412.94	0.00	-412.94
660 CHORAL TRANSPORTATION**	-852.69	772.35	59.90	0.00	-140.24
670 MARQUEE	391.98	0.00	0.00	0.00	391.98
<b>E ADMIN CUSTODIAL ACCOUNTS Totals:</b>	<b>66,254.94</b>	<b>18,739.83</b>	<b>9,088.01</b>	<b>-110.00</b>	<b>75,796.76</b>
<b>F ACADEMIC CUSTODIAL ACCOUNTS</b>					
300 DEBATE	-2,607.00	295.00	631.27	0.00	-2,943.27
321 DRAMA	15,246.77	0.00	1,334.64	0.00	13,912.13
622 SPEECH	-1,272.78	56.00	450.00	0.00	-1,666.78
701 ACADEMIC DECATHLON	0.00	0.00	0.00	0.00	0.00
750 FCS	1,203.11	470.00	692.61	0.00	980.50
755 GRADUATION EXPENSES	1,500.00	0.00	322.51	0.00	1,177.49
760 NOT IN USE	0.00	0.00	0.00	0.00	0.00
770 ADVERTISING	1,351.87	0.00	0.00	0.00	1,351.87
<b>F ACADEMIC CUSTODIAL ACCOUNTS Totals:</b>	<b>15,421.97</b>	<b>821.00</b>	<b>3,431.03</b>	<b>0.00</b>	<b>12,811.94</b>
<b>G DISTRICT CUSTODIAL ACCOUNTS</b>					
801 DRIVER EDUCATION	630.00	0.00	0.00	0.00	630.00
803 SUMMER SCHOOL	0.00	0.00	0.00	0.00	0.00
805 OTHER	92.26	0.00	0.00	0.00	92.26
827 PHYSICS	259.72	0.00	0.00	0.00	259.72
872 CHEMISTRY GOGGLES	0.00	0.00	0.00	0.00	0.00
<b>G DISTRICT CUSTODIAL ACCOUNTS Totals:</b>	<b>981.98</b>	<b>0.00</b>	<b>0.00</b>	<b>0.00</b>	<b>981.98</b>

ALL Data

# Current Cash Balance Report

Date: 02/03/2003 thru 03/02/2003

Arranged by:  
Group ID and Activity Number

Activity Number and Name	Beginning Cash	Receipts	Disbursements	Adjustments	Cash Balance
<b>S BANKING</b>					
999 STARTING CASH	0.00	2,900.00	2,900.00	0.00	0.00
<b>S BANKING Totals:</b>	0.00	2,900.00	2,900.00	0.00	0.00
<b>Z INVESTMENTS</b>					
900 CERTIFICATES OF DEPOSITS	-382,739.24	0.00	0.00	0.00	-382,739.24
905 MM EAGLE FUND	-19,325.56	0.00	16.16	0.00	-19,341.72
<b>Z INVESTMENTS Totals:</b>	-402,064.80	0.00	16.16	0.00	-402,080.96
<b>Report Totals:</b>	-25,257.78	159,919.16	52,803.93	0.00	81,857.45

3/11/03 *Karla J. Neuman, Accounting Clerk*  
 3/11/03 *Rick Steinhilber*

0.\*

0.\*

103,155.49

81,857.45

002

184,992.94

ALL Data

# Current Cash Balance Report

Date: 02/03/2003 thru 03/02/2003

Arranged by:  
Group ID and Activity Number

Activity Number and Name	Beginning Cash	Receipts	Disbursements	Adjustments	Cash Balance
<b>A EXTRA CURRICULAR</b>					
1000 FIELDTRIPS	3,561.03	0.00	2,928.04	0.00	632.99
1002 PE FIELDSTRIPS	607.97	275.00	245.48	0.00	637.49
1005 BAND TRIP	84,342.50	41,739.50	64,000.00	0.00	62,082.00
1010 DC TRIP	3,740.00	0.00	3,754.00	0.00	-14.00
1012 HISTORY CLUB TRIP	5,430.00	1,350.00	2,435.00	0.00	4,345.00
1013 ORCHESTRA TRIP	6,075.00	300.00	2,264.00	0.00	4,111.00
1015 FIELDTRIP/OTT	430.00	0.00	412.86	0.00	17.14
1020 FIELDTRIP/SALBERG	911.00	633.00	953.37	0.00	590.63
2000 BAND/ORCHESTRA FEES	4,268.00	0.00	918.00	0.00	3,350.00
2005 CHEER CAMP/UNIFORM	0.00	0.00	0.00	0.00	0.00
2010 CHORAL FEES	304.00	0.00	1,057.79	0.00	-753.79
2015 DANCE CAMP/UNIFORM	0.00	0.00	0.00	0.00	0.00
2020 DECA	7,137.00	3,929.00	10,830.78	0.00	235.22
2025 FRENCH CLUB	100.00	0.00	0.00	0.00	100.00
2030 FCCLA	435.00	190.00	277.34	0.00	347.66
2050 INTRAMURALS	694.00	5.00	100.00	0.00	599.00
2060 NATIONAL HONOR SOCIETY	0.00	0.00	0.00	0.00	0.00
2070 VICA	0.00	260.00	15.00	0.00	245.00
2307 GERMAN CLUB	0.00	0.00	0.00	0.00	0.00
5000 ATHLETIC SPORT FEE	28,751.25	0.00	22,957.49	0.00	5,793.76
5020 BAND PARTICIPATION	4,620.00	0.00	3,935.66	0.00	684.34
5040 DEBATE PARTICIPATION	1,225.00	0.00	659.01	0.00	565.99
5050 FORENSIC PARTICIPATION	1,400.00	0.00	1,395.59	0.00	4.41
5060 CHORAL PARTICIPATION	595.00	0.00	772.35	0.00	-177.35
<b>A EXTRA CURRICULAR Totals:</b>	<b>154,626.75</b>	<b>48,681.50</b>	<b>119,911.76</b>	<b>0.00</b>	<b>83,396.49</b>
<b>B POST SECONDARY EDUCATION</b>					
6000 AP EXAM FEES	0.00	19,196.00	0.00	0.00	19,196.00
6015 IB EXAM FEES	5,326.00	0.00	4,783.00	0.00	543.00
<b>B POST SECONDARY EDUCATION Totals:</b>	<b>5,326.00</b>	<b>19,196.00</b>	<b>4,783.00</b>	<b>0.00</b>	<b>19,739.00</b>
<b>Report Totals:</b>	<b>159,952.75</b>	<b>67,877.50</b>	<b>124,694.76</b>	<b>0.00</b>	<b>103,135.49</b>

3/11/03 Kara J. Neuman Accounting Clerk  
 3-11-03 Rick Storkhuser

0.\*  
 0.\*  
 103,135.49+  
 81,857.45+  
 =  
 184,992.94\*  
 0.\*

# Current Cash Balance Report

ALL Data

Date: 02/01/2003 thru 02/28/2003

Arranged by:  
Group ID and Activity Number

Activity Number and Name	Beginning Cash	Receipts	Disbursements	Adjustments	Cash Balance
<b>A GENERAL FUND EXPENSES</b>					
103 Candy & Pop Refund	-200.00	0.00	0.00	0.00	-200.00
109 Public Relations	-1,822.11	-32.90	330.00	32.90	-2,152.11
115 General Supplies (Internal)	-372.00	0.00	0.00	0.00	-372.00
117 Damage and Loss Property	367.50	0.00	0.00	0.00	367.50
120 Extracurr Transportation	-10,064.38	0.00	1,554.14	0.00	-11,618.52
121 Athletic Transportation	-11,291.76	0.00	824.95	0.00	-12,116.71
140 Technology	0.00	0.00	0.00	0.00	0.00
141 Curriculum Support	-58.95	0.00	0.00	0.00	-58.95
142 Equipment Replacement	0.00	0.00	0.00	0.00	0.00
143 Building Maintenance	-363.00	0.00	40.00	0.00	-403.00
145 Community Counselor Support	0.00	0.00	0.00	0.00	0.00
146 Academic Awards	250.00	0.00	0.00	0.00	250.00
147 Activity Support/Projects	-3,270.42	0.00	355.94	0.00	-3,626.36
148 Special Projects	-1,032.90	0.00	0.00	0.00	-1,032.90
149 Discretionary Spending	0.00	0.00	0.00	0.00	0.00
150 Convention	0.00	0.00	0.00	0.00	0.00
151 Personnel Support	-1,337.73	0.00	268.00	0.00	-1,605.73
154 National Competition	0.00	0.00	0.00	0.00	0.00
160 Replacement Account	-20.00	0.00	0.00	0.00	-20.00
162 Activity/Sped	0.00	0.00	0.00	0.00	0.00
166 Stategic Plan (Wellness)	722.24	0.00	91.16	0.00	631.08
199 Bus Checking Bank Charges	49.22	0.00	0.00	0.00	49.22
<b>A GENERAL FUND EXPENSES Totals:</b>	<b>-28,444.29</b>	<b>-32.90</b>	<b>3,464.19</b>	<b>32.90</b>	<b>-31,908.48</b>
<b>B GENERAL FUND REVENUE</b>					
100 Vending Machines-Coca-Cola	27,081.05	0.00	0.00	0.00	27,081.05
101 Vending Machines-Candy	6,164.14	2,187.21	1,293.24	0.00	7,058.11
102 Bank Charge Revenue	8.80	0.00	0.00	0.00	8.80
104 Staff Coke Fund	131.14	0.00	50.00	0.00	81.14
105 Sanitary Machines	10.62	0.00	0.00	0.00	10.62
110 Replacement Fund	0.00	0.00	0.00	0.00	0.00
152 Other Revenue	10,511.91	201.61	0.00	0.00	10,713.52
153 Graduation Revenue	0.00	0.00	0.00	0.00	0.00
155 PAYBAC Partners	600.00	0.00	0.00	0.00	600.00
156 Scholarships	0.00	0.00	0.00	0.00	0.00
158 Capital Outlay	15,956.28	0.00	0.00	0.00	15,956.28
180 Building Revenue	0.00	0.00	0.00	0.00	0.00
185 C Store Revenue (Convenience store)	15,305.40	7,073.58	0.00	0.00	22,378.98
189 American Flag Donations	260.00	0.00	0.00	0.00	260.00
901 Interest on Savings	477.90	101.50	0.00	0.00	579.40
902 Interest on Business Checking	629.01	0.00	0.00	0.00	629.01
911 Interest on CD	0.00	0.00	0.00	0.00	0.00
<b>B GENERAL FUND REVENUE Totals:</b>	<b>77,136.25</b>	<b>9,563.90</b>	<b>1,343.24</b>	<b>0.00</b>	<b>85,356.91</b>
<b>C ATHLETICS</b>					
201 Concessions	16,495.23	3,809.56	3,089.59	-1,161.70	16,053.50
202 Athletics	-3,752.03	50.00	1,456.73	0.00	-5,158.76
204 Athletic Clothing	120.00	0.00	0.00	0.00	120.00
205 Letter Jackets	1,532.12	0.00	0.00	0.00	1,532.12
206 Activity Tickets	18,717.50	0.00	0.00	0.00	18,717.50
207 Athletic/Activity Fee	-35.00	0.00	0.00	0.00	-35.00
209 Summer Camps 2001	0.00	0.00	0.00	0.00	0.00
210 Athletic Capital Outlay	119,576.75	0.00	0.00	0.00	119,576.75



# Current Cash Balance Report

ALL Data

Date: 02/01/2003 thru 02/28/2003

Arranged by:  
Group ID and Activity Number

Activity Number and Name	Beginning Cash	Receipts	Disbursements	Adjustments	Cash Bala.
211 Activities	-382.50	0.00	0.00	0.00	-382.50
212 Athletic Fundraisers	5,717.66	4,930.50	16,208.00	0.00	-5,559.84
213 Summer Clinics 2002	0.00	0.00	0.00	0.00	0.00
214 Basketball Shoes/Shirts	693.27	0.00	553.04	0.00	140.23
215 Athletic Bank Charges	0.00	0.00	0.00	0.00	0.00
218 Candy Revenue	0.00	0.00	0.00	0.00	0.00
220 Football	10,180.80	0.00	166.45	0.00	10,014.35
221 Volleyball	-5,168.48	0.00	0.00	0.00	-5,168.48
222 Softball	238.66	0.00	0.00	0.00	238.66
223 Tennis (Boys)	-1,422.26	0.00	0.00	0.00	-1,422.26
224 Tennis (Girls)	-232.86	0.00	0.00	0.00	-232.86
225 Golf (Boys)	-723.55	0.00	0.00	0.00	-723.55
226 Golf (Girls)	-992.66	0.00	0.00	0.00	-992.66
227 Wrestling	-332.33	1,222.75	1,546.99	0.00	-656.57
228 Soccer (Boys)	-2,040.00	0.00	43.04	0.00	-2,083.04
229 Soccer (Girls)	-1,596.48	0.00	80.83	0.00	-1,677.31
230 Baseball	69.82	0.00	2,085.91	0.00	-2,016.09
231 Cross Country (B&G)	1,425.34	0.00	0.00	0.00	1,425.34
232 Basketball (B&G)	4,521.38	10,720.21	3,525.20	0.00	11,716.39
233 Track (B&G)	-4,013.01	0.00	604.29	0.00	-4,617.30
234 Swimming (B&G)	-2,248.64	1,058.35	175.00	0.00	-1,365.29
235 Gymnastics (B&G)	0.00	0.00	0.00	0.00	0.00
240 Athletic Training	-3,985.00	0.00	0.00	0.00	-3,985.00
250 Athletic Transfers	0.00	0.00	0.00	0.00	0.00
280 Golf Tournament	3,534.75	1,440.00	264.95	0.00	4,709.80
299 Ath Checking Bank Charges	0.00	0.00	0.00	0.00	0.00
915 Interest-Athletic Activity MM	477.87	101.48	0.00	0.00	579.35
917 Interest on Athletic Checking	628.99	0.00	0.00	0.00	628.99
2200 Summer Football	364.19	0.00	0.00	0.00	364.19
2221 Summer Volleyball	1,463.50	0.00	0.00	0.00	1,463.50
2222 Summer Softball	161.30	0.00	0.00	0.00	161.30
2228 Summer Boys Soccer	82.44	0.00	0.00	0.00	82.44
2229 Summer Girls Soccer	0.00	0.00	0.00	0.00	0.00
2230 Summer Baseball	528.47	0.00	0.00	0.00	528.47
2231 Summer Girls Basketball	945.37	0.00	0.00	0.00	945.37
2232 Summer Boys Basketball	378.52	0.00	0.00	0.00	378.52
<b>C ATHLETICS Totals:</b>	<b>160,929.13</b>	<b>23,332.85</b>	<b>29,800.02</b>	<b>-1,161.70</b>	<b>153,300.26</b>
<b>D ORGANIZATIONS AND CLUBS</b>					
301 DECA	-14,805.20	0.00	7,013.60	0.00	-21,818.80
302 French Club	3,703.10	1,763.05	229.80	0.00	5,236.35
305 Spanish Club	1,310.00	0.00	0.00	0.00	1,310.00
307 German Club	-4,167.47	0.00	340.00	0.00	-4,507.47
310 National Forensics League	2,139.73	0.00	270.00	0.00	1,869.73
311 Environmental Club	380.56	0.00	0.00	0.00	380.56
312 Forensics Club	62.07	36.00	0.00	0.00	98.07
314 Journalism Club	6,097.67	210.00	12.09	0.00	6,295.58
315 Debate Club	1,292.80	311.16	378.00	0.00	1,225.96
317 Play Production	9,070.65	1,629.18	8,727.63	1,161.70	3,133.90
318 Thespians	765.87	775.00	1,355.49	0.00	185.38
319 Athletic Trainers	557.07	0.00	0.00	0.00	557.07
395 Fashion Merchandising	-1,808.00	0.00	1,766.54	0.00	-3,574.54
399 Auditorium Manager	-3,806.40	0.00	0.00	0.00	-3,806.40

# Current Cash Balance Report

ALL Data

Date: 02/01/2003 thru 02/28/2003

Arranged by:  
Group ID and Activity Number

Activity Number and Name	Beginning Cash	Receipts	Disbursements	Adjustments	Cash Balance
409 Band Dept Trips	-3,610.00	8,028.40	9,348.00	-32.90	-4,962.50
410 Band	-1,978.24	0.00	0.00	0.00	-1,978.24
411 Choir	-2,979.00	1,048.80	2,340.00	0.00	-4,270.20
412 Orchestra	-118.89	0.00	0.00	0.00	-118.89
413 Entertainment 2000	8,851.00	0.00	0.00	0.00	8,851.00
414 Band Fundraising	1,461.20	0.00	0.00	0.00	1,461.20
415 Choir Fundraising	155.80	856.91	782.00	0.00	230.71
416 Orchestra Fundraising	0.00	0.00	150.00	0.00	-150.00
481 Senior Class	931.82	0.00	0.00	0.00	931.82
482 Junior Class	-261.21	0.00	0.00	0.00	-261.21
499 VICA	6.30	0.00	0.00	0.00	6.30
501 Student Council	4,494.46	1,632.25	2,156.80	0.00	3,969.91
502 National Honor Society	2,000.99	2,852.00	0.00	0.00	4,852.99
503 Drama Club	66.41	0.00	0.00	0.00	66.41
504 Literary Magazine	262.00	0.00	0.00	0.00	262.00
505 GoMadd	336.92	0.00	0.00	0.00	336.92
515 Dance Team	1,828.04	0.00	977.37	0.00	850.67
516 Cheerleading-Varsity 2002-03	599.47	0.00	0.00	0.00	599.47
517 Cheerleading-JV 2002-03	1,082.19	0.00	0.00	-54.64	1,027.55
518 Cheerleading-Freshman 2002-03	584.76	72.00	88.90	54.64	622.50
519 Cheerleading Uniforms/Summer Camp	17.15	0.00	0.00	0.00	17.15
521 Yearbook 1999-00	1,109.61	0.00	0.00	0.00	1,109.61
523 Yearbooks 01-02	5,721.09	0.00	0.00	0.00	5,721.09
524 Yearbook 02-03	5,641.07	95.00	0.00	0.00	5,736.07
555 FCCLA	368.78	0.00	0.00	0.00	368.78
556 Future Educators of America	435.60	0.00	15.00	0.00	420.60
560 Patriot Post	15,529.59	2,693.64	1,150.00	0.00	17,073.23
561 Patriot Post Start Up	731.24	0.00	0.00	0.00	731.24
590 Diversity Club	0.00	0.00	0.00	0.00	0.00
<b>D ORGANIZATIONS AND CLUBS Totals:</b>	<b>44,060.60</b>	<b>22,003.39</b>	<b>37,101.22</b>	<b>1,128.80</b>	<b>30,091.57</b>
<b>E ADMINISTRATIVE CUSTODIAL</b>					
599 Intramurals	-44.52	0.00	0.00	0.00	-44.52
600 Intramurals Fundraising	1,939.62	0.00	0.00	0.00	1,939.62
601 Staff Courtesy Fund	769.83	0.00	73.20	0.00	696.63
602 Parking	6,952.81	455.00	-1,542.99	0.00	8,950.80
603 Field Trips	-1,719.27	0.00	93.73	0.00	-1,813.00
604 Physical Education Fund	11.38	0.00	0.00	0.00	11.38
605 Pool Maintenance	6,740.15	0.00	1,340.42	0.00	5,399.73
606 Art Fees	4,924.56	390.00	0.00	0.00	5,314.56
607 Book Fines	9,051.78	219.50	0.00	0.00	9,271.28
610 Information Center	207.79	0.00	0.00	0.00	207.79
611 Advanced Placement	2,426.50	0.00	0.00	0.00	2,426.50
614 Transcript and Test Fees	3,962.57	0.00	139.00	0.00	3,823.57
615 Close-Up	0.00	0.00	0.00	0.00	0.00
616 Clearing Account	0.00	0.00	0.00	0.00	0.00
617 Shop Fees	-12.41	0.00	0.00	0.00	-12.41
618 Musical Production	-1,595.00	0.00	0.00	0.00	-1,595.00
621 Graphics Tech	2,838.44	0.00	1,042.84	0.00	1,795.60
622 Construction Tech	1,103.57	0.00	0.00	0.00	1,103.57
623 Manufacturing Tech	210.25	16.00	0.00	0.00	226.25
624 Power Tech	84.00	0.00	0.00	0.00	84.00
625 Science Replacements	-810.00	0.00	0.00	0.00	-810.00

# Current Cash Balance Report

ALL Data

Date: 02/01/2003 thru 02/28/2003

Arranged by:  
Group ID and Activity Number

Activity Number and Name	Beginning Cash	Receipts	Disbursements	Adjustments	Cash Balance
627 English Replacements	0.00	0.00	0.00	0.00	0.00
628 Athletic Trainers Class	0.00	0.00	0.00	0.00	0.00
629 Book Club	0.55	0.00	0.00	0.00	0.55
630 Social Studies Texts	1,676.68	0.00	0.00	0.00	1,676.68
631 Weight Room Maintenance	0.00	0.00	0.00	0.00	0.00
632 Lock Replacement	110.00	0.00	0.00	0.00	110.00
633 Locker Room Capital Outlay	0.00	0.00	0.00	0.00	0.00
640 Student ID Card Fee	665.00	21.70	0.00	0.00	686.70
642 Parenting Support	-139.20	0.00	1,177.95	0.00	-1,317.15
645 Family Consumer Science	1,995.95	420.00	0.00	0.00	2,415.95
650 Fast Forward	0.00	0.00	0.00	0.00	0.00
655 MSAAS	4.51	0.00	0.00	0.00	4.51
656 Technology Magnet	67.00	0.00	0.00	0.00	67.00
657 I.T. Summer Camp	729.45	0.00	0.00	0.00	729.45
658 Display Cases	2,700.00	0.00	0.00	0.00	2,700.00
660 PAEMST-Science National Award	1,673.42	0.00	0.00	0.00	1,673.42
680 New Frontier (Grants/Donations)	251.31	0.00	0.00	0.00	251.31
681 New Frontier Chuck Wagon	263.35	0.00	0.00	0.00	263.35
682 New Frontier Activity	-358.56	0.00	29.21	0.00	-387.77
683 Graduation Expense	0.00	0.00	0.00	0.00	0.00
684 Post-Prom	0.00	0.00	0.00	0.00	0.00
686 Contributions/Gifts	2,185.15	0.00	0.00	0.00	2,185.15
687 Next Frontier	-237.75	0.00	48.89	0.00	-286.64
688 New Addition	-27.90	0.00	0.00	0.00	-27.90
699 Parking Security Camera	7,920.00	0.00	0.00	0.00	7,920.00
<b>E ADMINISTRATIVE CUSTODIAL Totals:</b>	<b>56,521.01</b>	<b>1,522.20</b>	<b>2,402.25</b>	<b>0.00</b>	<b>55,640.96</b>
<b>F DISTRICT CUSTODIAL</b>					
801 Drivers Education	-5.00	0.00	0.00	0.00	-5.00
825 Other District Custodial	0.00	0.00	0.00	0.00	0.00
<b>F DISTRICT CUSTODIAL Totals:</b>	<b>-5.00</b>	<b>0.00</b>	<b>0.00</b>	<b>0.00</b>	<b>-5.00</b>
<b>G INACTIVE ACCOUNTS</b>					
0 No Name acct	0.00	0.00	0.00	0.00	0.00
104 Candy Machine Refund	0.00	0.00	0.00	0.00	0.00
153 MetroCommunity College Rebate	0.00	0.00	0.00	0.00	0.00
157 Jostens	0.00	0.00	0.00	0.00	0.00
175 Mascot Fund	0.00	0.00	0.00	0.00	0.00
203 Cookie Fundraiser	0.00	0.00	0.00	0.00	0.00
208 Summer Camp Clinics	0.00	0.00	0.00	0.00	0.00
316 Art Club	0.00	0.00	0.00	0.00	0.00
400 (D) Music	0.00	0.00	0.00	0.00	0.00
401 (D) Cheerleading - Varsity	0.00	0.00	0.00	0.00	0.00
402 (D) Cheerleading - Jr Varsity	0.00	0.00	0.00	0.00	0.00
403 (D) Cheerleading - Freshman	0.00	0.00	0.00	0.00	0.00
404 Cheerleading - Wrestling	0.00	0.00	0.00	0.00	0.00
405 (D) Dance Team	0.00	0.00	0.00	0.00	0.00
508 Yearbook 1996-97	0.00	0.00	0.00	0.00	0.00
509 Yearbook 1997-98	0.00	0.00	0.00	0.00	0.00
510 Yearbook 1998-99	0.00	0.00	0.00	0.00	0.00
511 Cheerleading - Varsity	0.00	0.00	0.00	0.00	0.00
512 Cheerleading - Junior Varsity	0.00	0.00	0.00	0.00	0.00
513 Cheerleading - Freshman	0.00	0.00	0.00	0.00	0.00
522 Yearbook 2000-01	0.00	0.00	0.00	0.00	0.00

ALL Data

# Current Cash Balance Report

Date: 02/01/2003 thru 02/28/2003

Arranged by:  
Group ID and Activity Number

Activity Number and Name	Beginning Cash	Receipts	Disbursements	Adjustments	Cash Balance
608 Foreign Language 1996-97	0.00	0.00	0.00	0.00	0.00
609 Foreign Language 1997-98	0.00	0.00	0.00	0.00	0.00
612 Textbook Replacement	0.00	0.00	0.00	0.00	0.00
613 Technology Consumable	0.00	0.00	0.00	0.00	0.00
619 Portfolios	0.00	0.00	0.00	0.00	0.00
620 Dual Enrollment	0.00	0.00	0.00	0.00	0.00
626 Social Studies Texts 1997-98	0.00	0.00	0.00	0.00	0.00
685 Alumni	0.00	0.00	0.00	0.00	0.00
709 Forensics Reimbursement	0.00	0.00	0.00	0.00	0.00
720 Other District Reimbursements	0.00	0.00	0.00	0.00	0.00
905 Interest on Checking	0.00	0.00	0.00	0.00	0.00
912 Athletic Certificate Deposit	0.00	0.00	0.00	0.00	0.00
913 Interest-Athletic Activity CD	0.00	0.00	0.00	0.00	0.00
916 Athletic Certificate Deposit #2	0.00	0.00	0.00	0.00	0.00
<b>G INACTIVE ACCOUNTS Totals:</b>	<b>0.00</b>	<b>0.00</b>	<b>0.00</b>	<b>-0.00</b>	<b>0.00</b>
<b>S Banking</b>					
999 Starting Cash	-8,200.00	8,900.00	1,600.00	0.00	-900.00
<b>S Banking Totals:</b>	<b>-8,200.00</b>	<b>8,900.00</b>	<b>1,600.00</b>	<b>0.00</b>	<b>-900.00</b>
<b>Z INVESTMENTS</b>					
900 Preferred Bus Money Market	-101,586.43	0.00	101.50	0.00	-101,687.93
910 Certificate of Deposit	0.00	0.00	0.00	0.00	0.00
914 Athletic Bus Money Market	-101,579.72	0.00	101.48	0.00	-101,681.20
<b>Z INVESTMENTS Totals:</b>	<b>-203,166.15</b>	<b>0.00</b>	<b>202.98</b>	<b>0.00</b>	<b>-203,369.13</b>
<b>Report Totals:</b>	<b>98,831.55</b>	<b>65,289.44</b>	<b>75,913.90</b>	<b>0.00</b>	<b>88,207.09</b>

# Current Cash Balance Report

ALL Data

Date: 02/01/2003 thru 02/28/2003

Arranged by:  
Group ID and Activity Number

Activity Number and Name	Beginning Cash	Receipts	Disbursements	Adjustments	Cash Balance
<b>A Extracurricular Activities</b>					
1000 Field Trips	1,584.90	236.00	0.00	0.00	1,820.90
2000 Band Cleaning Fee	0.00	0.00	0.00	0.00	0.00
2005 Choir Cleaning Fee	281.00	0.00	0.00	0.00	281.00
2301 DECA	21,695.19	3,991.00	0.00	0.00	25,686.19
2302 French Club	0.00	0.00	0.00	0.00	0.00
2305 Spanish Club	0.00	0.00	0.00	0.00	0.00
2307 German Club	7,390.00	550.00	0.00	0.00	7,940.00
2312 Forensics	0.00	0.00	0.00	0.00	0.00
2315 Debate Membership	0.00	0.00	0.00	0.00	0.00
2395 Fashion Merchandising	2,739.89	908.96	0.00	0.00	3,648.85
2409 Band Trip	675.00	0.00	0.00	0.00	675.00
2411 Choir Trip	0.00	0.00	0.00	0.00	0.00
2412 Orchestra Trip	0.00	0.00	0.00	0.00	0.00
2499 VICA Trip	0.00	0.00	0.00	0.00	0.00
2502 National Honors Society	0.00	0.00	0.00	0.00	0.00
2503 Drama Membership	860.00	775.00	0.00	0.00	1,635.00
2515 Dance Camp	0.00	0.00	0.00	0.00	0.00
2516 Varsity Cheerleading Camp	0.00	0.00	0.00	0.00	0.00
2517 JV Cheerleading Camp	0.00	0.00	0.00	0.00	0.00
2518 Fr Cheerleading Camp	0.00	0.00	0.00	0.00	0.00
2555 FCCLA	0.00	0.00	0.00	0.00	0.00
2599 Intramurals	1,227.00	0.00	0.00	0.00	1,227.00
3000 Athletics	0.00	0.00	0.00	0.00	0.00
4000 Advanced Placement Tests	0.00	0.00	0.00	0.00	0.00
4050 Peru Early Entry	0.00	0.00	0.00	0.00	0.00
5000 Sport Participating Fee	18,518.85	0.00	0.00	0.00	18,518.85
5020 Band Participating Fee	0.00	0.00	0.00	0.00	0.00
5030 Chorus Participating Fee	0.00	0.00	0.00	0.00	0.00
5040 Debate Participating Fee	0.00	0.00	0.00	0.00	0.00
5050 Forensics Participating Fee	0.00	0.00	0.00	0.00	0.00
5060 Show Choir Participating Fee	0.00	0.00	0.00	0.00	0.00
<b>A Extracurricular Activities Totals:</b>	<b>54,971.83</b>	<b>6,460.96</b>	<b>0.00</b>	<b>0.00</b>	<b>61,432.79</b>
<b>B Post Secondary Education</b>					
7010 AP Exam Fees	0.00	0.00	0.00	0.00	0.00
7015 IB	0.00	0.00	0.00	0.00	0.00
<b>B Post Secondary Education Totals:</b>	<b>0.00</b>	<b>0.00</b>	<b>0.00</b>	<b>0.00</b>	<b>0.00</b>
<b>Report Totals:</b>	<b>54,971.83</b>	<b>6,460.96</b>	<b>0.00</b>	<b>0.00</b>	<b>61,432.79</b>

ALL Data

# Current Cash Balance Report

Date: 02/01/2003 thru 02/28/2003

Arranged by:  
Group ID and Activity Number

Activity Number and Name	Beginning Cash	Receipts	Disbursements	Adjustments	Cash Balance
<b>A ADMINISTRATIVE</b>					
100 GENERAL ACTIVITY FUND	3,422.09	0.00	50.00	0.00	3,372.09
105 PRINCIPALS ADMIN	13,115.93	0.00	1,136.31	93.95	12,073.57
110 BUILDING MAINTENANCE	1,419.91	0.00	21.39	0.00	1,398.52
120 AP EXAMS	2,908.96	0.00	0.00	0.00	2,908.96
122 ÅHLSCHWEDE GRANT	0.00	0.00	0.00	0.00	0.00
125 CERTIFIED POSTAGE	0.00	0.00	0.00	0.00	0.00
130 COURTESY FUND	434.03	0.00	0.00	0.00	434.03
135 DRIVER'S EDUCATION	0.00	0.00	0.00	0.00	0.00
138 ELECTRONIC MSG BOARD	-6,651.70	0.00	0.00	0.00	-6,651.70
142 GIFTED	2,287.70	0.00	0.00	0.00	2,287.70
145 GUIDANCE	2,010.89	0.00	31.50	0.00	1,979.39
150 INFORMATION CENTER	199.30	0.00	160.00	0.00	39.30
152	0.00	0.00	0.00	0.00	0.00
155 KIDSWEAR	0.00	0.00	0.00	0.00	0.00
157 LETTER JACKETS	532.71	0.00	0.00	0.00	532.71
160 PARKING	17,315.25	0.00	27.77	0.00	17,287.48
165 STAFF WELLNESS	195.00	0.00	0.00	0.00	195.00
170 STAFF CLOTHING	246.98	0.00	0.00	0.00	246.98
172 STAFF VENDING	-6,419.69	0.00	244.85	1,000.00	-5,664.54
174 TECHNOLOGY REBATES	446.55	0.00	0.00	0.00	446.55
180 VISITATION	420.94	0.00	0.00	0.00	420.94
181 VENDING - CAT'S DEN	18,441.62	4,793.80	0.00	-1,093.95	22,141.47
182 VENDING-COKE	6,380.33	2,115.03	0.00	0.00	8,495.36
183 VENDING - DAHL	3,460.87	0.00	0.00	0.00	3,460.87
184 VENDING - GUMBALL	500.00	0.00	0.00	0.00	500.00
189 WATER FUND	-359.80	0.00	0.00	0.00	-359.80
<b>A ADMINISTRATIVE Totals:</b>	<b>60,307.87</b>	<b>6,908.83</b>	<b>1,671.82</b>	<b>0.00</b>	<b>65,544.88</b>
<b>B ATHLETIC ADMIN</b>					
200 ATHLETIC ADMIN	74,246.27	271.99	1,183.71	0.00	73,334.55
201 AD'S OFFICE	2,336.42	0.00	0.00	0.00	2,336.42
202 Athletic Event Admissions	2,619.00	0.00	531.00	0.00	2,088.00
203 ATHLETIC PROJECT FUND	12,017.07	0.00	0.00	0.00	12,017.07
205 ATHLETIC TRAINING	3,465.11	0.00	0.00	0.00	3,465.11
208 BASEBALL FUNDRAISING	7,145.73	0.00	2,456.30	0.00	4,689.43
210 BOYS BB FUNDRAISING	-2,081.70	0.00	0.00	0.00	-2,081.70
212 BOYS GOLF FUNDRAISING	1,296.47	0.00	82.50	0.00	1,213.97
214 BOYS SOCCER FUNDR	-141.10	0.00	0.00	0.00	-141.10
217 COACHES CLINICS	430.59	0.00	40.00	0.00	390.59
219 CONCESSIONS	1,758.78	630.50	2,979.70	227.50	-362.92
220 INTRAMURALS	755.53	0.00	1,049.00	0.00	-293.47
222 FIT CNTR/EQUIPMENT	1,078.76	0.00	94.75	0.00	984.01
223 FIT CNTR/MAINTENANCE	-370.32	0.00	0.00	0.00	-370.32
225 FOOTBALL FUND RAISING	2,177.65	0.00	391.23	0.00	1,786.42
230 GIRLS BASKETBALL FR	1,712.25	0.00	115.00	0.00	1,597.25
233 GIRLS SOCCER FUNDR	101.08	0.00	0.00	0.00	101.08
240 SOCCER BLEACHERS	100.00	0.00	0.00	0.00	100.00
245 SOFTBALL FUND RAISING	2,529.61	0.00	0.00	0.00	2,529.61
250 ST TRAINERS (HOSA)	316.63	0.00	0.00	0.00	316.63
255 SPORTS MEDIA GUIDES	184.55	0.00	0.00	0.00	184.55
258 TRACK FUNDRAISING	708.46	0.00	0.00	0.00	708.46
260 POOL MAINTENANCE	1,811.54	2,360.00	4,247.55	-227.50	-303.51

ALL Data

**Current Cash Balance Report**

Arranged by:

Date: 02/01/2003 thru 02/28/2003

Group ID and Activity Number

Activity Number and Name	Beginning Cash	Receipts	Disbursements	Adjustments	Cash Balance
265 VB FUNDRAISING	1,798.58	0.00	0.00	0.00	1,798.58
270 WRESTLING FUNDRAISER	2,428.20	0.00	1,524.00	0.00	904.20
272 WRESTLING MAT FUND	4,030.00	0.00	1,985.00	0.00	2,045.00
275 WRESTLING SCHOLARSHIP	1,000.00	0.00	0.00	0.00	1,000.00
290 METRO	0.00	4,213.00	2,168.12	0.00	2,044.88
295 TOURNAMENTS	0.00	0.00	1,440.42	0.00	-1,440.42
299 CORPORATE ADVERTISING	1,051.72	0.00	0.00	0.00	1,051.72
<b>B ATHLETIC ADMIN Totals:</b>	<b>124,506.88</b>	<b>7,475.49</b>	<b>20,288.28</b>	<b>0.00</b>	<b>111,694.09</b>
<b>C ACADEMIC COURSES</b>					
300 AP EUROPEAN TEXT	276.00	0.00	0.00	0.00	276.00
303 AP ECONOMICS TEXT	695.00	0.00	0.00	0.00	695.00
310 AP AMERICAN TEXTBOOKS	2,025.71	0.00	0.00	0.00	2,025.71
312 AP PSYCHOLOGY TEXT	1,895.29	0.00	0.00	0.00	1,895.29
320 ART CLASS FEES	9,273.94	60.00	0.00	0.00	9,333.94
325 ART PAINTING FEES	0.00	0.00	0.00	-0.00	0.00
330 BUSINESS	45.06	0.00	0.00	0.00	45.06
332 CHEMISTRY	0.00	0.00	0.00	0.00	0.00
335 ENGLISH WORKBOOKS	0.00	0.00	0.00	0.00	0.00
338 FAMILY CONSUMER SCIENCE	1,157.02	0.00	1,054.11	0.00	102.91
340 MATH - general	326.08	0.00	0.00	0.00	326.08
345 MATH AP	10.00	0.00	0.00	0.00	10.00
355 PHYSICAL EDUCATION	-1,841.45	0.00	787.20	0.00	-2,628.65
360 PHYSICS	331.70	0.00	0.00	0.00	331.70
365 SPANISH WORKBOOKS	0.00	0.00	0.00	0.00	0.00
370 VOC DRAFTING	178.63	0.00	0.00	0.00	178.63
371 VOC ELECTRICITY BAKER	0.00	0.00	0.00	0.00	0.00
372 VOC ELECTRIC BOHLKEN	0.00	0.00	0.00	0.00	0.00
373 VOC FOUNDATIONS	68.90	0.00	0.00	0.00	68.90
374 VOC METALS	282.05	0.00	0.00	0.00	282.05
376 VOC WOODS	598.06	0.00	27.38	0.00	570.68
<b>C ACADEMIC COURSES Totals:</b>	<b>15,321.99</b>	<b>60.00</b>	<b>1,868.69</b>	<b>0.00</b>	<b>13,513.30</b>
<b>D CLUBS/ORGANIZATIONS</b>					
400 ART CLUB	0.00	0.00	0.00	0.00	0.00
402 BOOKSTORE (Scratchin Post)	1,734.78	1,508.00	902.71	0.00	2,338.07
403 CLASSICS CLUB	10.76	0.00	0.00	0.00	10.76
405 CULINARY COMPEITION-PRO START	350.00	0.00	78.30	0.00	271.70
407 DEBATE TEAM	-2,123.72	1,512.50	590.00	0.00	-1,201.22
410 DECA	-25,328.46	0.00	4,000.50	0.00	-29,328.96
411 DRAMA - INTL THESPIANS	-1,288.32	1,246.65	1,022.54	0.00	-1,064.21
412 DRAMA PRODUCTION	1,698.00	939.00	305.85	0.00	2,331.15
413 FCCLA FAMILY CARREER	1,241.27	3,139.50	380.00	0.00	4,000.77
414 FORENSICS TEAM	-289.50	717.29	1,056.00	0.00	-628.21
415 FRENCH CLUB	12.96	0.00	0.00	0.00	12.96
416 FOREIGN LANGUAGE CLUB	0.00	0.00	0.00	0.00	0.00
418 FUTURE EDUCATORS	-2,099.49	108.00	2,376.90	0.00	-4,368.39
420 GERMAN CLUB	-7.36	0.00	0.00	0.00	-7.36
425 JUNIOR CLASS	6,978.60	0.00	61.05	0.00	6,917.55
430 LITERARY MAGAZINE	332.00	0.00	0.00	0.00	332.00
433 MATH CLUB	-76.00	0.00	0.00	0.00	-76.00
435 M CLUB	1,397.77	0.00	0.00	0.00	1,397.77
440 MULTI CULTURAL CLUB	-197.31	0.00	0.00	0.00	-197.31
445 NATL HONOR SOCIETY	4,341.89	454.75	0.00	0.00	4,796.64

ALL Data

## Current Cash Balance Report

Date: 02/01/2003 thru 02/28/2003

Arranged by:  
Group ID and Activity Number

Activity Number and Name	Beginning Cash	Receipts	Disbursements	Adjustments	Cash Balance
450 NEWSPR (CAT'S EYE VIEW)	-4,629.45	345.00	454.40	0.00	-4,738.85
452 SCIENCE CLUB	1,040.46	0.00	150.00	0.00	890.46
455 SENIOR CLASS	3,234.43	0.00	0.00	0.00	3,234.43
460 SPANISH CLUB	1,002.98	243.24	48.00	0.00	1,198.22
465 SPED BUTTON FUND	215.81	0.00	0.00	0.00	215.81
470 STUDENT COUNCIL	7,980.84	381.00	1,205.52	0.00	7,156.32
471 STUCO WORKSHOPS	1,000.00	0.00	0.00	0.00	1,000.00
473 VOC ENGINEERING CLUB	14.49	0.00	0.00	0.00	14.49
475 V.I.C.A.	341.25	0.00	0.00	0.00	341.25
480 YEARBOOK (PROWLER)	20,281.94	900.00	0.00	0.00	21,181.94
485 YEARBOOK TRIP	1,221.00	0.00	0.00	0.00	1,221.00
495 YOUTH MAKING A DIFF	1,053.25	0.00	189.00	0.00	864.25
<b>D CLUBS/ORGANIZATIONS Totals:</b>	<b>19,444.87</b>	<b>11,492.93</b>	<b>12,820.77</b>	<b>0.00</b>	<b>18,117.03</b>
<b>E ATHLETIC TEAMS</b>					
500 BASEBALL CONTESTS	98.55	0.00	0.00	0.00	98.55
501 BASEBALL EQUIPMENT	1,378.03	0.00	1,058.40	0.00	319.63
505 BASKETBALL CON BOYS	-2,178.00	0.00	1,177.50	0.00	-3,355.50
506 BASKETBALL EQUIP - B	-62.62	0.00	0.00	0.00	-62.62
510 BASKETBALL CON GIRLS	-1,261.50	0.00	1,346.50	0.00	-2,608.00
511 BASKETBALL EQUIP G	250.92	0.00	0.00	0.00	250.92
515 CROSS COUNTRY CON	-559.88	0.00	0.00	0.00	-559.88
516 CROSS COUNTRY EQUIP	3,716.93	0.00	0.00	0.00	3,716.93
520 FOOTBALL CONTESTS	-4,372.14	0.00	0.00	0.00	-4,372.14
521 FOOTBALL EQUIPMENT	-8,203.88	0.00	127.76	0.00	-8,331.64
525 GOLF CONTESTS - BOYS	626.44	0.00	1,180.00	0.00	-553.56
526 GOLF EQUIPMENT - BOYS	1,284.43	0.00	0.00	0.00	1,284.43
530 GOLF CONTESTS - GIRLS	-1,142.00	0.00	0.00	0.00	-1,142.00
531 GOLF EQUIPMENT - GIRLS	2,038.68	0.00	0.00	0.00	2,038.68
535 GYMNASTICS CONTESTS	0.00	0.00	0.00	0.00	0.00
536 GYMNASTICS EQUIPMENT	553.87	0.00	0.00	0.00	553.87
550 SOCCER CONSTST BOYS	-48.00	0.00	0.00	0.00	-48.00
551 SOCCER EQUIP BOYS	3,284.68	0.00	0.00	0.00	3,284.68
555 SOCCER CONSTST GIRLS	-36.00	0.00	0.00	0.00	-36.00
556 SOCCER EQUIP GIRLS	3,588.57	0.00	0.00	0.00	3,588.57
560 SOFTBALL CONTESTS	-1,428.44	0.00	0.00	0.00	-1,428.44
561 SOFTBALL EQUIPMENT	919.61	0.00	0.00	0.00	919.61
565 SWIM TEAM CONTESTS	-493.26	153.00	140.00	-53.26	-533.52
566 SWIM TEAM EQUIPMENT	745.34	0.00	402.00	0.00	343.34
570 TENNIS CONTESTS - BOYS	429.33	0.00	0.00	0.00	429.33
571 TENNIS EQUIPMENT BOYS	1,458.65	0.00	0.00	0.00	1,458.65
573 TENNIS CONTESTS - GIRLS	0.00	60.00	0.00	0.00	60.00
574 TENNIS EQUIP GIRLS	1,366.88	0.00	468.00	0.00	898.88
575 TRACK CONTESTS - BOYS	56.42	0.00	0.00	0.00	56.42
576 TRACK EQUIPMENT - BOYS	2,070.79	0.00	14.50	0.00	2,056.29
580 TRACK CONTESTS - GIRLS	56.43	0.00	0.00	0.00	56.43
581 TRACK EQUIP - GIRLS	2,396.91	0.00	10.45	0.00	2,386.46
585 VOLLEYBALL CONTESTS	-3,015.80	0.00	0.00	0.00	-3,015.80
586 VOLLEYBALL EQUIPMENT	268.81	0.00	0.00	0.00	268.81
590 WRESTLING CONTESTS	-2,774.88	100.00	1,098.10	0.00	-3,772.98
591 WRESTLING EQUIPMENT	947.33	0.00	0.00	0.00	947.33
<b>E ATHLETIC TEAMS Totals:</b>	<b>1,961.20</b>	<b>313.00</b>	<b>7,023.21</b>	<b>-53.26</b>	<b>-4,802.27</b>



# Current Cash Balance Report

ALL Data

Date: 02/01/2003 thru 02/28/2003

Arranged by:  
Group ID and Activity Number

Activity Number and Name	Beginning Cash	Receipts	Disbursements	Adjustments	Cash Balance
<b>F CHEERLEADERS</b>					
600 MISC CHEERLEADERS	-320.88	0.00	0.00	0.00	-320.88
610 DANCE TEAM	-3,911.78	0.00	0.00	0.00	-3,911.78
612 DANCE TEAM	2,113.13	0.00	0.00	0.00	2,113.13
620 FRESHMAN CHEER	-365.01	0.00	0.00	0.00	-365.01
625 JV CHEERLEADERS	840.99	0.00	0.00	0.00	840.99
630 VARSITY CHEERLEADERS	-1,407.48	0.00	1,505.28	0.00	-2,912.76
635 COMPETITION CHEER	-3,052.26	0.00	0.00	0.00	-3,052.26
<b>F CHEERLEADERS Totals:</b>	<b>-6,103.29</b>	<b>0.00</b>	<b>1,505.28</b>	<b>0.00</b>	<b>-7,608.57</b>
<b>G MUSIC</b>					
700 BAND	573.90	980.00	788.05	0.00	765.85
701 BAND UNIFORMS	-1,045.40	0.00	0.00	0.00	-1,045.40
710 CHORAL MUSIC	1,238.49	0.00	156.99	0.00	1,081.50
715 COLORGUARD	-121.94	0.00	0.00	0.00	-121.94
720 MUSICAL	-1,383.52	0.00	35.78	0.00	-1,419.30
725 MUSIC TECH/AUDITORIUM	2,026.73	0.00	0.00	0.00	2,026.73
730 ORCHESTRA	571.27	0.00	100.00	0.00	471.27
733 ORCHESTRA TRIP CHI	-4,290.83	0.00	0.00	0.00	-4,290.83
735 SCULPTURE	1,083.89	0.00	0.00	0.00	1,083.89
750 SPOTLIGHT	0.00	0.00	0.00	0.00	0.00
760 BAND TRIP	0.00	0.00	0.00	0.00	0.00
770 CHOIR TRIP	-8,892.70	0.00	18,662.36	0.00	-27,555.06
775 Tri-M Music Honor Society	158.10	0.00	274.50	0.00	-116.40
790 COULTER MUSIC MEMORIAL	550.00	0.00	0.00	0.00	550.00
<b>G MUSIC Totals:</b>	<b>-9,532.01</b>	<b>980.00</b>	<b>20,017.68</b>	<b>0.00</b>	<b>-28,569.69</b>
<b>H TRANSPORTATION</b>					
800 TRANSPORTATION MISC	-485.00	0.00	0.00	0.00	-485.00
810 TRANS FALL SPORTS	-9,893.39	0.00	0.00	0.00	-9,893.39
820 TRANS SPRING SPORTS	0.00	0.00	0.00	0.00	0.00
830 TRANS WINTER SPORTS	-5,727.05	0.00	1,737.14	53.26	-7,410.93
840 TRANS FIELD TRIPS	-4,116.06	569.00	80.34	0.00	-3,627.40
845 TRANSPORTATION MUSIC	-10,644.85	0.00	1,776.40	0.00	-12,421.25
850 TR DEBATE/FOR/DRAMA	-3,415.28	0.00	1,425.36	0.00	-4,840.64
<b>H TRANSPORTATION Totals:</b>	<b>-34,281.63</b>	<b>569.00</b>	<b>5,019.24</b>	<b>53.26</b>	<b>-38,678.61</b>
<b>I ACADEMIC COURSE FINES</b>					
900 FINES	1,189.85	0.00	0.00	0.00	1,189.85
901 FOREIGN LANG FINES	806.35	0.00	0.00	0.00	806.35
902 ENGLISH FINES	681.95	0.00	0.00	0.00	681.95
903 MATH FINES	1,043.98	0.00	0.00	0.00	1,043.98
904 SCIENCE FINES	-227.13	0.00	0.00	0.00	-227.13
906 SOCIAL STUDIES FINES	918.72	0.00	0.00	0.00	918.72
907 BUSINESS FINES	127.46	0.00	0.00	0.00	127.46
<b>I ACADEMIC COURSE FINES Totals:</b>	<b>4,541.18</b>	<b>0.00</b>	<b>0.00</b>	<b>0.00</b>	<b>4,541.18</b>
<b>Y BANKING</b>					
910 STARTING CASH	-2,492.60	1,700.00	0.00	0.00	-792.60
915 UNASSIGNED DEPOSITS	1,380.17	0.00	0.00	0.00	1,380.17
920 CHECKING ACCCOUNT	-550.00	34.00	0.00	0.00	-516.00
930 MONEY MKT INTEREST	2,268.30	0.00	0.00	0.00	2,268.30
940 CD INTEREST	5,660.58	0.00	0.00	0.00	5,660.58
<b>Y BANKING Totals:</b>	<b>6,266.45</b>	<b>1,734.00</b>	<b>0.00</b>	<b>0.00</b>	<b>8,000.45</b>

ALL Data

# Current Cash Balance Report

Date: 02/01/2003 thru 02/28/2003

Arranged by:  
Group ID and Activity Number

Activity Number and Name	Beginning Cash	Receipts	Disbursements	Adjustments	Cash Balance
<b>Z INVESTMENTS</b>					
950 OSB-MONEY MKT PLUS	-12,919.97	0.00	0.00	0.00	-12,919.97
960 OSB - JUMBO CD	-100,008.91	0.00	0.00	0.00	-100,008.91
Z INVESTMENTS Totals:	-112,928.88	0.00	0.00	0.00	-112,928.88
Report Totals:	69,504.63	29,533.25	70,214.97	0.00	28,822.91

# Current Cash Balance Report

ALL Data

Date: 02/01/2003 thru 02/28/2003

Arranged by:  
Group ID and Activity Number

Activity Number and Name	Beginning Cash	Receipts	Disbursements	Adjustments	Cash Balance
<b>A EXTRACURRICULAR ACTIVITIES</b>					
1000 FIELD TRIPS	3,445.25	37.00	0.00	0.00	3,482.25
1355 PE/LIFETIME FIT FT	5,326.00	0.00	0.00	0.00	5,326.00
2220 INTRAMURAL FEE FUND	4,474.00	0.00	0.00	0.00	4,474.00
2407 DEBATE FEE FUND	0.00	0.00	0.00	0.00	0.00
2410 DECA FEE FUND	12,156.00	0.00	0.00	0.00	12,156.00
2411 DRAMA-ITS FEE FUND	1,480.00	0.00	0.00	0.00	1,480.00
2413 FCCLA FEE FUND	1,444.50	0.00	0.00	0.00	1,444.50
2414 FORENSICS FEE FUND	0.00	0.00	0.00	0.00	0.00
2418 FEA FEE FUND	0.00	5,349.54	0.00	0.00	5,349.54
2420 GERMAN CLUB FEE FUND	1,210.85	0.00	0.00	0.00	1,210.85
2445 NATL HONOR SOC FF	415.00	0.00	0.00	0.00	415.00
2460 SPANISH CLUB FEE FUND	360.00	0.00	0.00	0.00	360.00
2475 VICA FEE FUND	0.00	0.00	0.00	0.00	0.00
2612 DANCE CAMP FEE	0.00	0.00	0.00	0.00	0.00
2620 FR CHEER CAMP FF	0.00	0.00	0.00	0.00	0.00
2625 JV CHEER CAMP FF	0.00	0.00	0.00	0.00	0.00
2630 VARSITY CHEER CAMP FF	0.00	0.00	0.00	0.00	0.00
2700 BAND FEE FUND	0.00	0.00	0.00	0.00	0.00
2701 BAND UNIFORM FEE	3,902.00	0.00	0.00	0.00	3,902.00
2710 CHOIR FEES	2,171.00	0.00	0.00	0.00	2,171.00
2730 ORCHESTRA FEE FUND	300.00	0.00	0.00	0.00	300.00
2733 ORCHESTRA TRIP FF	3,715.00	0.00	0.00	0.00	3,715.00
2770 CHOIR TRIP FEE FUND	14,239.85	0.00	0.00	0.00	14,239.85
5010 PARTICIPATION FEE	28,274.50	70.00	0.00	0.00	28,344.50
<b>A EXTRACURRICULAR ACTIVITIES Totals:</b>	<b>82,913.95</b>	<b>5,456.54</b>	<b>0.00</b>	<b>0.00</b>	<b>88,370.49</b>
<b>B POST SECONDARY EDUCATION</b>					
7120 AP TEST FEES	0.00	0.00	0.00	0.00	0.00
<b>B POST SECONDARY EDUCATION Totals:</b>	<b>0.00</b>	<b>0.00</b>	<b>0.00</b>	<b>0.00</b>	<b>0.00</b>
<b>Report Totals:</b>	<b>82,913.95</b>	<b>5,456.54</b>	<b>0.00</b>	<b>0.00</b>	<b>88,370.49</b>

# Current Cash Balance Report

ALL Data

Date: 02/25/2003 thru 03/25/2003

Arranged by:  
Group ID and Activity Number

Activity Number and Name	Beginning Cash	Receipts	Disbursements	Adjustments	Cash Balance
100 GENERAL FUND	2,200.14	589.09	726.23	0.00	2,063.00
100	0.00	0.00	0.00	0.00	0.00
Totals:	<u>2,200.14</u>	<u>589.09</u>	<u>726.23</u>	<u>0.00</u>	<u>2,063.00</u>
Report Totals:	2,200.14	589.09	726.23	0.00	2,063.00

*Angie Bahusen*



Minutes  
Board of Education  
April 14, 2003

The members of the Board of Education met for a Committee Meeting on Monday, April 14, 2003 at 7 p.m. at the Don Stroh Administration Center, 5606 South 147th Street. The discussion topics included an update on legislative bills from the district's lobbyist, Bill Mueller, and a discussion on the differentiation between regular, honors, advanced placement, and International Baccalaureate Classes.

PRESENT: Jean Stothert, Mike Pate, Brad Burwell, Linda Poole, and Mike Kennedy.

ABSENT: Julie Johnson

Others in attendance were Keith Lutz, Martha Bruckner, Angelo Passarelli, Judy Porter and other administrators. Also in attendance was Bill Mueller, the district's lobbyist.

Information on the state budget deliberations, the revenue package that is being discussed and updates on three bills concerning student fees, technology, and impact fees was provided by Bill Mueller, District lobbyist.

Mr. Mueller added, currently in Lincoln, the Appropriations Committee goes through all agencies budgets, the university budgets, state college budgets, community college budgets, and K-12 funding budgets and eventually comes up a proposed state budget. The prediction of one legislature fiscal analyst stated that when the appropriation committee comes up with it's budget and by the time it computes its cuts, compared to the projected revenue, there will be a shortfall of the two-year period of approximately \$400 million dollars. What is expected is the Appropriations Committee will cut every agency, university, community colleges, and K-12 by 2% reduction in actual dollars. According to the state aid formula the needs would increase under the formula 9.3% when you look at actual school funding. Not only are they not likely to fund the increase as reflected in the formula, they are actually looking at a decrease of money put into the state aid formula by the state.

On the revenue side, the Revenue Committee is charged with raising the necessary revenue to fund the state budget. But, the problem with the budget is that the state received fewer dollars in 2002, than in 2001.

Mr. Mueller explained the Education Committee's bill, LB 540, was advanced to the floor. This bill would provide the mechanism for funding K-12 education assuming that there would not be the necessary dollars to fund the current state aid formula. What it does to Millard, is increase the maximum levy from \$1.00 to \$1.04. It would also lower the spending lid that the district is now under, causing districts to spend less money than the current lid provides. There would be not only less dollars put in the state aid formula, but it would have spending limits further reduced. The district could gain back some of the money with an increase of property tax levy.

Le.

The lid reduction is for two years and the challenge will be, what will happen in two years when we go back to state aid formula and the needs have even risen further.

LB 249 started out being an option enrollment bill, but was amended to include some provisions on student fees, which would disallow requiring students to furnish certain materials. The district can ask the students to bring the materials, but cannot require. This is a complete reversal from last year. This appears to support the Lincoln Public Schools model where students are not required to pay any additional costs.

Bill Mueller was invited back to give another update on legislature bills to the Board of Education.

After the review of the information provided at this meeting and a prior meeting in regards to weighted grades, and the differentiation of regular, honors, advanced placement and International Baccalaureate, the Board members came to consensus that the current way courses are offered is the best way, at this time. This thorough review brought out the need to review courses for high ability learners at the high school level. The plan is to review and more closely analyze information about students registration in and success in AP classes at each of the high schools, facilitate discussions among AP teachers about general AP concepts and content, try to discover why more students do not take the AP examination and find ways to encourage them to do so, review and recommend requirements for becoming a Millard AP teacher – experience, background, training – and recommend ongoing training requirements for Millard teachers, and to allow periodic training for the AP staff.



---

CHAIRMAN

Enclosure F.1.  
April 21, 2003



---

Don Stroh Administration Center • 5606 So. 147th Street • Omaha, NE 68137-2604 • (402) 895-8200 • Fax (402) 895-8409

April 16, 2003

TO: Board Members

FROM: Amy Friedman

RE: Employees of the Month

The Employees of the Month for April are Scott Butler, counselor at Millard West High School, and Jenifer Cook, general education paraprofessional at Cather Elementary School.

AF:sp

8.

---

MILLARD BOARD OF EDUCATION

Brad Burwell, Julie A. Johnson, Mike Kennedy, Mike Pate, Linda Poole, Jean Stothert, Keith Lutz, Ed.D., Superintendent



## AGENDA SUMMARY SHEET

**AGENDA ITEM:** Approval of Rule 5600.2, Student Health Possession and Use of Medication

**MEETING DATE:** April 21, 2003

**DEPARTMENT:** Pupil Services

**TITLE AND BRIEF DESCRIPTION:** This revision is necessary to allow students to administer finger sticks and injections in designated areas and to carry Gluco Tabs in the classroom.

**ACTION DESIRED:** Information Only \_\_\_\_\_ Approval  X

**BACKGROUND:** This Rule was revised at the last Board meeting. Several parents of diabetic children voiced concern that the District was not meeting the health needs of their children. A meeting was held with the parents of diabetic children and a list of concerns was compiled to take to the Medical Advisory Committee. The Medical Advisory Committee met on March 26<sup>th</sup> and two parents representatives of diabetic children's group, a pediatric endocrinologist, and a representative of the American Diabetes Association were guests. As a result of the meeting, the Medical Advisory Committee recommended changes in the Rule to allow students, if they so choose, to administer the finger stick in the classroom, carry or ingest Gluco Tabs in the classroom, and administer their own insulin injections in designated areas.

**OPTIONS AND ALTERNATIVE CONSIDERED:**

**RECOMMENDATIONS:** Adoption of proposed rule.

**STRATEGIC PLAN REFERENCE:** N/A

**IMPLICATIONS OF ADOPTION OR REJECTION:** If rejected, there may be confusion about where students can administer injections and finger sticks. There may also be confusion about whether students can carry Gluco Tabs in the classroom.

**TIMELINE:**

**RESPONSIBLE PERSON(S):** Dr. Roger Farr

**ASSOCIATE SUPERINTENDENT APPROVAL:** Martha Bruckner  
(Signature)

**BOARD ACTION:**

## Pupil Services

### Student Health

5600.2

#### Possession and Use of Medication

- I. General Statement. Prescribed medication shall not be brought to school unless a physician's written directions state that the prescribed medication must be taken during school hours or during school activities.
- II. Rules for all Medications. The following rules shall apply to the use, application, and transportation of all medications at the preschool, elementary school, and middle school levels.
  - A. Preschool, Elementary and Middle School Levels.
    1. Non-Prescribed Medication. A written authorization must be signed by the student's parents or guardian and filed with the school nurse or principal permitting the possession and use of non-prescribed medication.
    2. Prescribed Medication. The student or the student's parents or guardian must provide the school nurse or principal with a physician's written order ~~which~~-that prescribes the type and amount of medication. A current prescription label will satisfy the requirements of this paragraph. In addition, a written authorization permitting the possession and use of medication must be signed by the student's parents or guardian and filed with the school nurse or principal.
    3. Taking of Non-Prescribed and Prescribed Medication. The ingestion, taking, or application of non-prescribed and prescribed medications, including nebulizers, shall be performed under the direct supervision and observation of the school nurse, principal, or principal's designee, who shall have successfully completed a District competency assessment pursuant to the Medication Aide Act and applicable state rules and regulations, will be administered as directed on the manufacture's label, as directed by the student's physician. The school nurse or health room paraprofessional may assist a student with eye drops or eardrops if the school nurse or health room paraprofessional deems it appropriate or the student is unable to effectively administer such. *If the parents have given written permission, students will be allowed to possess and/or ingest Gluco Tabs as needed anywhere on school grounds.*
    4. Transporting Medications to and from School.
      - a. Preschool and Elementary Schools. In the preschool and elementary schools, students shall not be allowed to transport non-prescribed or prescribed medications to and from school *with the exception of Gluco Tabs*. Non-prescribed or prescribed medications must be transported by the student's parents or guardian or by an adult designated in writing by the parents or guardian.
      - b. Middle School. Middle school students will not be allowed to transport prescription medications to and from school *with the exception of Gluco Tabs*. Prescription medications must be transported by the student's parents or guardian or by an adult designated in writing by the parents or guardian. Non-prescription medications may be transported by middle school students to and from school but must be delivered to the school nurse, principal, or the principal's designee.

B. High School. The following rules shall apply to the use and application of medications at the high school level.

1. Non-Prescribed Medication. No written authorization shall be required for non-prescribed medication. However, if a teacher, principal or school nurse observes frequent or inappropriate use by a student of non-prescribed medication, the school may require the following:
  - a. Written authorization by the student's parents or guardian permitting the possession and use of the non-prescribed medication; and
  - b. A written statement signed by a physician permitting the use of the non-prescribed medication.
2. Prescribed Medication. If prescribed medication is to be ingested, taken or applied, the following shall be required:
  - a. The medication shall be delivered to the school nurse, principal, or principal's designee;
  - b. A written authorization signed by the student's parents or guardian permitting the possession and use of the medication shall be filed with the school nurse or principal;
  - c. The school nurse or principal shall be provided with the physician's order prescribing the medication, and its dosage; and
  - d. The ingestion, taking or application of the medication, including nebulizers, shall be performed under the direct supervision and observation of the school nurse, principal, or principal's designee, who shall have successfully completed a District competency assessment pursuant to the Medication Aide Act and applicable state rules and regulations, and as directed by the student's parents, guardian, or physician. *If the parents have given written permission, students will be allowed to possess and/or ingest Gluco Tabs as needed anywhere on school grounds.*

~~E.C.~~ Administration of Injections. Only school nurses and school personnel who have been trained to administer the Epi-Pen or Glucagon and are giving injections in emergency life-saving situations may administer injections at school. .

1. Glucagon Injections. If a student requires administration of Glucagon in an emergency diabetic attack, school personnel will call 911. The Glucagon will be provided by the student's parents or guardian. School personnel other than the school nurse may administer Glucagon injections only in emergency situations if they are trained by qualified personnel.
2. Epi-pen Injections. Epi-pen injections may be given by health room paraprofessionals trained to administer such injections. All other injections that are given in response to an emergency should be given by a school nurse if available. An emergency medical unit and the student's parents or guardian shall be called. .

3. Other Injections. If a student requires any injections during the school day, the student, parents or guardian will be responsible for administration. *Students may administer injections in the nurse's office or an area designated by the principal or the principal's designee.* Parents may request that the school nurse administer injections if the student is incapable of self-administration and reasonable accommodations are not available. Parents shall submit requests to the Director of Pupil Services.

D. Record Keeping.

1. Authorization and Medical Directions File. The school nurse, principal, or principal's designee for each school shall keep a file which shall contain the following:
  - a. All authorizations required under this Rule;
  - b. Physician's orders or instructions;
  - c. The dates that authorizations and/or physician's orders are received; and
  - d. The date that medication is delivered to the nurse, principal, or principal's designee.
2. Daily Medication Log. In each school, a daily medication log shall be kept which shall contain the following:
  - a. The student's name;
  - b. The type of medication the student is authorized to have;
  - c. The dosage or directions for ingestion, taking, or application of the medication; and
  - d. The name of the person supervising the student who is taking the medication.

E. Medical Information to be Provided to the District.

1. Medical Allergies, Seizures, and Susceptibility to Illness. If a student is either allergic to a certain medication or is prone to seizure or other illness, the student's parents, guardian, or physician shall provide the District, in writing, with the following information on or by the first day of school:
  - a. The name of the medications to which the student is allergic;
  - b. The serious illnesses to which the student is susceptible; and
  - c. If the student is susceptible to an illness, what steps are to be taken by school personnel in the event the illness occurs.
2. Injections for Medical Emergencies. If a student is required to receive an injection for a medical emergency, the student's parents, guardian, or physician shall notify the school, in writing, and provide the following information on or by the first day of school:
  - a. The name of the medication and its dosage; and
  - b. The method of administration (subcutaneous, intramuscular, intravenous, etc.).

F. Miscellaneous Provisions.

1. Inhalers. Students may use inhalers without supervision or monitoring by the school nurse or principal provided, however, if the inhaler is a prescribed medication, the school nurse or principal will have been advised by the student's parents, guardian, or a physician in writing of the inhaler's frequency of use. If school personnel observe a student using an inhaler in excess of the directions on the inhaler or with a frequency which would be considered unreasonable, it shall be reported to the school nurse or principal in which case the student's use of the inhaler shall be supervised by the school nurse or principal.
2. Containers. All medication shall be kept in its original container with its original label.
3. Custody and Storage. All medication delivered to the school nurse or principal shall be stored in a container or refrigerator in the nurse's office, principal's office, or other area designated by the school principal. The storage area shall either be locked or under the control of a designated school employee.
4. Quantity. No more than a thirty (30) day supply of prescribed medication shall be provided and delivered to the school by the student, student's parents or guardian, unless there is a written order by a physician requiring a greater supply.
5. Transfer to Other Students. Students are prohibited from transferring, delivering, or receiving any medication to or from other students. Violation of this subsection will authorize the confiscation of the medication by the District, and subject the students to discipline.
6. Finger Stick Blood Test. Students who have been taught finger stick blood tests shall follow those procedures that they have been taught. Parents of students who have diabetes, and students who have diabetes, should notify the school nurse or principal at the beginning of the school year that the student is diabetic, and should provide the school nurse or principal with all information required under this Rule. Students ~~must~~ *may* administer the finger stick blood test in the nurse's office or *in another* area designated by the ~~school nurse/principal~~ *or the principal's designee.*

III. Student Discipline. If a student violates a provision of this Rule, the student shall be subject to discipline.

- A. In addition, where appropriate, the following people shall be immediately notified of a violation of this Rule:
  1. The school nurse, principal, or principal's designee; and
  2. The student's parents or guardian; and
  3. The physician prescribing the medication if deemed necessary.
- B. While notifications are being given, the student shall remain in the custody of the school nurse, principal, or principal's designee until necessary notifications have been made and until actions have been taken to eliminate any possible threat to the student or other students.
  1. If medications have been improperly dispensed or ingested by the student or other students, the student's physician shall be requested to give the proper medical directions to be followed by the school staff. Unless otherwise directed by the physician, the school nurse, and principal or principal's designee shall determine what action if any shall be followed to insure the student(s)' safety.

2. If the physician cannot be reached and the school nurse or principal determines that an emergency exists, an emergency medical unit shall be immediately called. The parents or guardian shall be notified of any action being taken.

IV. Definitions.

- A. Emergency medical unit. Emergency medical unit shall mean a medical unit that can respond to a medical emergency.
- C. Medication. Medication shall be broadly defined and shall include:
  1. All prescribed medications, over the counter and other non-prescribed medications, and all chemical substances, compounds, and/or devices, which purport to aid in a person's health or well-being or are intended for use in the diagnoses, cure, mitigation, treatment, or prevention of diseases, or are intended to affect the structure or any function of the body; and
  2. Any device, instrument, apparatus, implement, machine, contrivance, implant, or other similar or related article, including any component part or accessory, which is prescribed by a physician and dispensed by a pharmacist or other person authorized by law.
- C. Physician. Physician shall mean individuals who are licensed by the Department of Health and Human Services Regulations and Licensure as:
  1. Medical Doctors (M.D.) who practice medicine and/or surgery; or
  2. Osteopathic Physicians (D.O.), who are also authorized to prescribe medications.
- D. Qualified Personnel. Shall mean people who have met an educational or legal requirement necessary to administer emergency injections.

Legal References: Neb. Rev. Stat. § 71-6718 *et seq.*  
Title 92, Nebraska Administrative Code, Chapter 59  
Title 172, Nebraska Administrative Code, Chapter 95

**AGENDA SUMMARY SHEET**

**AGENDA ITEM:** Approval of Rule 5600.6, Procedures for Use of Automated External Defibrillators.

**MEETING DATE:** April 21, 2003

**DEPARTMENT:** Pupil Services

**TITLE AND BRIEF DESCRIPTION:** This Rule would place Automated External Defibrillators (AEDs) in all of our schools and establish procedures for their placement and use.

**ACTION DESIRED:** Information Only \_\_\_\_\_ Approval  X

**BACKGROUND:** Some individuals and organizations have encouraged the placement of AEDs in our schools. The Millard Public Schools Medical Advisory Committee has endorsed the placement of AEDs in our schools.

**OPTIONS AND ALTERNATIVE CONSIDERED:** N/A

**RECOMMENDATIONS:**

**STRATEGIC PLAN REFERENCE:** N/A

**IMPLICATIONS OF ADOPTION OR REJECTION:** If rejected, AEDs would not be placed in our schools.

**TIMELINE:** N/A

**RESPONSIBLE PERSON(S):** Dr. Roger Farr

**ASSOCIATE SUPERINTENDENT'S APPROVAL:** Martha Bruckner  
(Signature)

**BOARD ACTION:**

***Procedures for Use of Automated External Defibrillators***

***I. Distribution and Placement of Automated External Defibrillators.***

- A. ***Introduction.*** *Cardiac arrest is always a threat for students, staff, or visitors to our schools and when it occurs, can leave only minutes to save a life. To maximize the chances that emergency response will result in full recovery, Automated External Defibrillators (AEDs) will be placed in each school, and trained designated school personnel will use AEDs according to procedures that have been approved by the Director of Pupil Services or designee.*
- B. *AEDs will be distributed to every school within the District:*
1. *Each District high school will have, at minimum, three (3) AEDs readily accessible in designated area(s) where they are available for all students, staff and visitors.*
  2. *Each District middle school will have, at minimum, two (2) AEDs readily accessible in designated area(s) where they are available for all students, staff and visitors.*
  3. *Each District elementary school and the Millard Learning Center will have, at minimum, one (1) AED readily accessible in designated area(s) where they are available for all students, staff and visitors.*
  4. *The placement of AEDs will be determined by the principal. The principal will take into consideration that coverage must be provided for all activities and school functions that occur not only during the school day, but after school hours for school related activities.*
    - a. *AEDs will be placed in supervised areas where they can be observed by supervisory personnel or by surveillance cameras.*
    - b. *Each AED will be secured by an alarm device.*
    - c. *AEDs will not be placed in locked rooms or areas that limit availability after school hours.*
    - d. *Signs will be posted in each classroom, commons area, the office, and other areas of the building where students or staff congregate telling where the nearest AED is located.*
  5. *AEDs will not be taken on field trips or other activities away from the school unless an extra AED is solely dedicated for that purpose, the AEDs absence does not affect coverage at school, and the AED is under the constant direct supervision of a staff member trained in its use.*
  6. *Groups, organizations, or individuals renting or using school facilities when school personnel are not present will be informed of the requirements for use of AEDs.*
- C. *Designated school personnel will be trained by qualified personnel to administer AEDs.*



- D. *Parents, guardians, and emancipated students will be notified on the District's Emergency Health Card that in case of cardiac arrest, an AED may be administered to students for life-saving purposes.*

II. AED Maintenance and Use. *The following will govern the maintenance and use of the same:*

- A. *AEDs will be maintained and tested in accordance with the operational guidelines of the manufacturer and monitored by personnel designated by the principal.*
- B. *AEDs will be stored with carrying case, two extra sets of pads, razor, latex or vinyl gloves, mouth barrier, and three (3) towelettes designed for use with the AED.*
- C. *All AED pads that have exceeded the manufacturer's recommended shelf life will be replaced.*
- D. *Each AED will be inspected, at a minimum, weekly by the principal or designee to assure it is in proper working order and ready for immediate use. The AED will be inspected after each use to ensure that the equipment is in proper working order and is ready for the next usage.*
- E. *Each AED will be marked with a Millard Public Schools identification number.*
- F. *The school nurse will maintain an inventory list which includes an identification number of the AED, its location, and when it was last inspected.*

III. Operating Procedures.

- A. *Unless the subject's medical conditions and/or circumstances dictate otherwise, the following standing procedures for emergency response cardiac arrest will be followed.*
1. Call 911.
  2. AED. *Administer the AED following the instructions on the AED.*
  3. CPR. *Administer CPR as directed by the AED.*
- B. Notify Parents or Guardians. *Notify the parents or guardians immediately at the first sign of a cardiac arrest. If trained designated staff members are involved in life-saving procedures, personnel not administering emergency treatment should provide the notice to the parents or guardians.*
- C. *The AED will be administered by trained personnel to students, staff members, or visitors only when emergency life threatening events occur resulting from cardiac arrest.*

IV. AED Training and Implementation.

- A. *The following people will be trained in each school that houses one or more AED(s):*
1. *School nurses,*
  2. *Health paraprofessionals,*
  3. *All coaches,*
  4. *Assistant coaches,*
  5. *Athletic trainers,*
  6. *Extra curricular supervisors who supervise physical activities, and*
  7. *A minimum of three (3) additional designated staff members from each school.*
- B. *Designated staff members from each school will be appointed by the building principal or designee.*

- C. *Training of the designated staff members will be conducted and completed prior to the distribution of AEDs within the schools.*
  - D. *Designated and trained staff members must complete annual CPR/AED training in order to continue serving as a designated staff member.*
  - E. *Training for the administration of AEDs will be provided by a certified CPR instructor.*
- V. *Purchase of AEDs.*
- A. *All AEDs will be purchased through the District purchasing agent.*
  - B. *All AEDs will meet District specifications, and*
  - C. *All AEDs will be of the same model and manufacturer.*
  - D. *Original purchase and placement of the minimally required number of AEDs in each school will occur at approximately the same time. Additional AEDs may be purchased and placed at any time by the individual school, if all of the requirements of this Rule are met.*
- VI. *Post-Use Record.* *As soon as reasonably practical following the emergency administration of an AED, the designated staff members shall provide the Director of Pupil Services with a written report that should include, at a minimum, the following:*
- A. *The circumstances giving rise to the administration of AED;*
  - B. *The results; and*
  - C. *The recommended changes in the procedures or forms used by the District in its administration of AED, if any.*
- VII. *Annual Review.* *On an annual basis, the Director of Pupil Services or designee will conduct a review of the effectiveness of this Rule, procedures utilized, forms adopted pursuant to this Rule, the post-use records of the District's designated staff members, and any other materials relevant to improving the District's use of AEDs. The review will include, if practicable, the following:*
- A. *The results of the use;*
  - B. *The recommendations from the District's Medical Advisory Committee or other qualified organization as it pertains to AEDs; and*
  - C. *Upon the completion of the review, the Director of Pupil Services shall provide the Board with the Director's findings and recommendations.*
- VIII. *Definitions.*
- A. *AED.* *AED shall mean Automated External Defibrillator.*
  - B. *CPR.* *CPR shall mean cardiopulmonary resuscitation.*
  - C. *Qualified Personnel.* *Qualified personnel shall mean people who have met an educational and/or legal requirement necessary to provide instruction on the use of the AEDs.*

Rule Approved: \_\_\_\_\_

Millard Public Schools  
Omaha, NE

18.

## AGENDA SUMMARY SHEET

**AGENDA ITEM:** Custodial & Maintenance Management Contract Amendment

**MEETING DATE:** April 21, 2003

**DEPARTMENT:** Business

**TITLE & BRIEF DESCRIPTION:** Custodial & Maintenance Management Contract Amendment – The amendment of the District's contract for M&O management services to include services related to an HVAC mechanical engineer and an HVAC controls specialist.

**ACTION DESIRED:** Approval  Discussion  Information Only

**BACKGROUND:** (See the attached memo.)

**OPTIONS AND ALTERNATIVES:** The District could continue to operate as in the past with an HVAC department head supplemented by outside contracted HVAC services.


**RECOMMENDATION:** It is recommended that the District amend its custodial, maintenance, and grounds management contract with Sodexo America, LLC to include services related to an HVAC mechanical engineer and an HVAC controls specialist; that such amendment be consistent with the draft amendment submitted; and, that the Associate Superintendent for General Administration be authorized and directed to review and approve the final language of the amendment and to execute it on behalf of the District.

**STRATEGIC PLAN REFERENCE:** n/a

**IMPLICATIONS OF ADOPTION/REJECTION:** (See the attached memo.)

**TIMELINE:** As soon as possible.

**RESPONSIBLE PERSON:** Ken Fossen (Associate Superintendent)

**SUPERINTENDENT'S APPROVAL:** 

## MEMORANDUM

To: K. Lutz  
From: K. Fossen  
Re: Sodexho Contract Amendment  
Date: April 16, 2003

### Introduction:

This memo relates to two issues in our maintenance and operations (M&O) division. One is related to the HVAC department head position. The other is related to our service contract with Control Masters.

### HVAC Department Head:

We currently have a vacancy in the position of department head for the HVAC department. We are proposing that this position be filled by a person qualified as a mechanical engineer. It is believed that a person with this background would be able to assist us with refinements to our HVAC system and could save us on energy costs. We have not figured these energy savings into this proposal, but we confident that significant savings are possible.

Rather than fill this vacancy as an employee of MPS, we are proposing that the position be contracted through Sodexho. (See Mark Nash's comments below regarding the increase in the Sodexho contract costs for this proposal.)

### Control Masters Contracted Services:

We currently contract with Control Masters, Inc. for certain routine HVAC services. We are charged for these services on an hourly rate. In examining the fees paid to Control Masters, we believe that the district could realize significant savings if it employed an HVAC mechanic to perform most of these routine services.

This would be a new position (funded by a decrease in contracted services). Rather than fill the position with an MPS employee, we are proposing that the position be contracted through Sodexho. (See Mark Nash's comments below regarding the increase in the Sodexho contract costs for this proposal.)

### Conclusion:

We are proposing that the Custodian and Maintenance Management Contract with Sodexho be amended to include services related to an HVAC Mechanical Engineer and an HVAC Controls Specialist. These two positions would be funded by a reduction of one MPS M&O department head position and by a reduction in contracted services from Control Masters.

Note that Sodexho's analysis would indicate a savings of about \$74,000. I'd estimate the savings to be about half of that. I believe that there will be some start up costs that we have not anticipated and, additionally, there will be emergency situations where we will still need to engage the services of Control Masters. Both Sodexho and I are assuming no energy savings at this time, however, we are both comfortable that significant savings are possible (and probable).

The proposed amendment to the Sodexho contract is attached. The Draft provides for an effective date of April 1, 2003. This date will be revised to reflect the actual date when the HVAC Mechanical Engineer and the HVAC Control Specialist actually commence services to the District.

Additional information is contained in the correspondence I received from Mark Nash (Sodexho General Manager for MPS Contract). I copy of the relevant portions of that correspondence is attached hereinbelow:

20.

\* \* \* \* \*

Ken:

Presently the Millard School District #17 annual contract price with Sodexo America, LLC, is \$883,664.00 (monthly payment in the amount of \$69,472).

The propose amendment to the contract would increase the annual contract price to \$1,028,664.00 (monthly payment in the amount of 85,722). This is an additional annual increase of \$145,000 (additional monthly \$12,083).

This additional \$145,000 would be inclusive of the following:

HVAC/Energy Manager (Mechanical Engineer) *	\$77,000
HVAC Controls Specialist (Calibration Technician) *	\$60,000
Transportation (including fuel, insurance, repairs)	<u>\$ 8,000</u>
<b>Total</b>	<b>\$145,000</b>

\*Amounts are all inclusive of benefits, administrative support, training, etc.

The above costs do not include transportation, tools, or test equipment for the Controls Specialist. Above dollars are based on the assumption that Millard will provide necessary tools and equipment for Controls Specialist only.

The propose change would eliminate one HVAC mechanical position from the present manpower assigned to the Mechanical Department within the Millard's facilities group.

The propose change would also eliminate the majority of the labor requirement at present being provided by Control Masters, Inc. for the cleaning, calibration, and adjustment of instrumentation and control loops within the HVAC department's area of responsibility.

The present cost of operation for the Millard School District is as follows-

HVAC Mechanic (including benefits(30%))	\$53,518
Overtime (Minimum logged last 3 years)	\$12,000
Control Master labor (contract agreement)	\$121,298
Control Master labor (contingency labor)	\$24,496
Transportation (estimate same as Sodexo)	<u>\$8,000</u>
<b>Total</b>	<b>\$219,312</b>

**Estimated Savings:        \$74,312**

Please note that some of the above figures for both Sodexo's additional costs and Millard's savings are estimates (i.e., overtime, benefits, etc.). The figures for both should be within 5% of actual.

Please contact myself or Brad Lozier for any additional information required or concerns.

Mark Nash

21.

AMENDMENT

**DRAFT**

MILLARD SCHOOL DISTRICT #17

AND

SODEXHO AMERICA, LLC

THIS AMENDMENT, dated March 19, 2003, is between MILLARD SCHOOL DISTRICT #17 ("District") and SODEXHO AMERICA, LLC ("Sodexho").

WITNESSETH:

WHEREAS, District and Sodexho entered into a certain Management Agreement, dated October 20, 1997, as amended ("Agreement"), whereby Sodexho manages and operates District's Custodial, Maintenance and Grounds Services operation in Omaha, Nebraska;

WHEREAS, the parties now desire to further amend the aforesaid Agreement;

NOW, THEREFORE, in consideration of the promises herein contained and for other good and valuable consideration, the parties hereto agree as follows:

1. Pursuant to Article III of the Agreement the parties have mutually agreed to extend the term of the Agreement for a period of three (3) years ("Initial Term"), commencing on November 1, 2003 and continuing until October 31, 2006.

2. District has requested and Sodexho has agreed to add two (2) positions to the Services at Districts Premises, an HVAC specialist and a Mechanical Engineer/Energy Manager. Therefore, effective April 1, 2003, Section 7.1 is deleted in its entirety and the following substituted therefor:

"7.1 Compensation. In consideration of Sodexho's performance of its obligations under this Agreement, District shall pay Sodexho a Contract Price for each Annual Period. The Contract Price for the Annual Period commencing on November 1, 2002 through October 31, 2003 shall be One Million Twenty Eight Thousand Six Hundred Sixty Four Dollars (\$1,028,664)."

3. This Amendment is effective April 1, 2003, and thereafter, unless amended. All other terms and conditions contained in the Agreement shall remain unchanged and in full force and effect, except by necessary implication.

IN WITNESS WHEREOF, the duly authorized officers of the parties have executed this Amendment, as of the date indicated in the first paragraph of this Amendment.

MILLARD SCHOOL DISTRICT #17

By: \_\_\_\_\_  
Name (printed): \_\_\_\_\_  
Title: \_\_\_\_\_

SODEXHO AMERICA, LLC

By: \_\_\_\_\_  
Richard W. Williams  
Senior Vice President

**AGENDA SUMMARY SHEET**

AGENDA ITEM: Reteaching Courses

MEETING DATE: Monday, April 21, 2003

DEPARTMENT: Educational Services

TITLE AND BRIEF DESCRIPTION: These courses may be available to students who have not met the cut score on an ELO assessment, offered for elective credit, in each of the following disciplines: math, science and social studies.

ACTION DESIRED: Approval  X

BACKGROUND: The high school principals have requested reteaching courses for elective credit for math, science and social studies. High school staff have provided multiple, supplemental learning activities for students who do not meet the cut scores on given assessments. These activities include independent review packets, before and after school review sessions and reteaching periods within the school day; and impact the time students have for regularly scheduled and extracurricular activities. This course may be offered during the school day, in night school, or in summer school.

The student Individual Learning Plan (ILP) will prescribe recommendations for enrollment in the class. The class will be offered for five elective credits. The course will be offered at no cost to recommended students. The course will be funded within the existing building FTE allotment.

OPTIONS AND ALTERNATIVES: Provide reteaching opportunities without credit

RECOMMENDATION: Approval

STRATEGIC PLAN REFERENCE: Strategy 2: We will develop and implement plans in partnership with our community to assist students who are at risk of not achieving identified learner outcomes.

IMPLICATIONS OF ADOPTION/REJECTION: Upon approval, curriculum guides will be developed for each course.

TIMELINE: Curriculum guides will be developed to support reteaching courses offered in 2003 summer school.

PERSON RESPONSIBLE: Dr. Judy Porter

SUPERINTENDENT APPROVAL: Martha Bruckner 24.



# Essential Learner Outcome Reteaching Courses

March 2003



25.

## INTRODUCTION

To earn a diploma, each Millard student must fulfill both credit and assessment requirements. In addition to completing a minimum of 225 credits, students must also successfully meet the Essential Learner Outcome (ELO) assessment cut scores in reading, writing, mathematics, science and social studies. (Board Rule 6320.1)

A student who does not pass a course may retake the course in order to earn a passing grade and receive graduation credit. A student who does not meet the cut score on any ELO assessment may participate in supplemental learning activities and retake the assessment.

High school staff have provided multiple, supplemental learning activities for students who do not meet the cut scores on given assessments. These activities include independent review packets, before and after school review sessions and reteaching periods within the school day; and impact the time students have for regularly scheduled and extracurricular activities. In addition to course content, students may also need to develop a better understanding of themselves as learners, apply appropriate test-taking strategies and understand test anxiety. Such strategies are acquired skills that can be applied within the context of a given curriculum. An interdisciplinary team of high school teachers has developed courses for reteaching the knowledge and skills included in ELO assessments.

These reteaching courses are offered for elective credit in each of the following disciplines: math, science and social studies. Differentiation strategies identified in the respective discipline frameworks and curriculum guides apply to these courses. Reteaching courses will be included in their respective disciplines when they enter the development phase of the MEP process.

The following parameters guide these courses:

- Existing ELO assessments and curriculum will not be revised for purposes of these courses.
- Good instructional practices in the related courses continue to be important.
- The district administrators will continue to monitor written curriculum.
- Reteaching courses will be for elective credit only.
- Building staff will continue to provide a range of reteaching opportunities.
- Reteaching opportunities in reading and analytical writing are currently available.
- Parents will be notified of ELO assessment results and reteaching opportunities.
- Individual Learning Plans (ILP) will prescribe recommendations for enrollment in reteaching courses
- Reteaching courses will be provided at no cost to the student.
- This reteaching opportunity must be funded with existing building FTE or with reteaching monetary allocations.

Teachers from all Millard high schools participated in the development of the reteaching course concept, providing a representative cross section of math, science and social studies teachers. These participants include:

**Science**

Pat Crum, MWHS  
Mike Edmundson, MSHS  
Christine Preuss, MNHS  
Kim Squiers, MSHS  
Earlene Uhrig, MWHS

**Math**

Stacy Lincoln, MNHS  
Jeremy Penn, MNHS  
Michelle Regnier, MWHS  
Jim Ryan, MWHS  
Cathy VanWinkle, MSHS

**Social Studies**

Nancy Anderson, MNHS  
Patty Green, KMS  
Stacy Nims, MWHS  
Larry Ribble, MSHS  
Laurie Seward, MSHS  
Jacque Tevis-Butler, MWHS

**Instructional Practices**

Jeff Hallstrom, Cadre  
Nancy Marron, Psychologist  
Roxanne Wiles, MWHS

## MISSION

The mission of reteaching is to ensure that all students have the opportunity to learn the knowledge and skills necessary to meet minimum performance on the Millard Public Schools Essential Learner Outcome assessments.

We believe ELO reteaching will:

- Be a cooperative effort between the school, students and parents.
- Include retesting at the point of reteaching instruction.

### **Outcome:**

Students will demonstrate competency in math, science and/or social studies by meeting or exceeding the cut score on the respective Essential Learner Outcome assessment.

### **Enablers:**

Students will:

- Acquire knowledge and skills in areas of deficiency as indicated by their Individualized Learning Plans (ILP).
- Develop reading strategies applicable to respective disciplines.
- Apply test-taking strategies to respective disciplines.

### **Assessments:**

ELO assessment

**Course Description:**

1 S, 5 credits

This course provides an opportunity for students, who have not met the cut scores on any Essential Learner Outcome assessment, to identify appropriate test-taking strategies and review curriculum in preparation for retaking the Essential Learner Outcome assessment. Students will complete the assessment at the end of this course.

- Math ELO Reteaching, 1 semester, 5 credits
- Science ELO Reteaching, 1 semester, 5 credits
- Social Studies ELO Reteaching, 1 semester, 5 credits

**Prerequisite:**

Tenth through twelfth grade students who have not met a specific ELO cut score. (Or students new to district)

- Students who have not met cut score after the first retest.
- Students have missed the cut score by at least 5 points
- Reteaching course(s) will be recommended for a student. If a student does not participate, his or her parents will sign a form that indicates they have declined the course
- The reteaching course will be offered for 5 credits. A student may opt out earlier, but will not earn any credit. A student may repeat the course for a higher grade, but not for additional credit.
- The reteaching course(s) may be offered during the school day, night school, and summer school.

**AGENDA SUMMARY SHEET**

AGENDA ITEM: Rule 6750.1 (Student Fees)

MEETING DATE: Monday, April 21, 2003

DEPARTMENT: Business & Educational Services

TITLE AND BRIEF DESCRIPTION: Rule 6750.1 (Student Fees) – The rule containing matters related to student fees required by LB1172.

ACTION DESIRED: Approval  X

BACKGROUND: A public hearing on Policy 6750 and rule 6750.1 was held prior to this board meeting. The Policy and Rule need to be adopted annually and included into all student handbooks.

OPTIONS AND ALTERNATIVES: The District could elect to provide everything for students free of charge.

RECOMMENDATION: It is recommended that Rule 6750.1 be approved.

STRATEGIC PLAN REFERENCE: n/a

IMPLICATIONS OF ADOPTION/REJECTION: If we do not adopt the Policy and Rule, we will be required to provide everything to students at no charge (and will need to budget accordingly).

TIMELINE: Immediate

PERSON RESPONSIBLE: Ken Fossen (Assoc. Supt.), Judy Porter (Dir. of Sec. Ed.), and Carol Newton (Dir. of Elem. Ed.)

SUPERINTENDENT APPROVAL: Martha Bruckner

## Curriculum, Instruction, and Assessment

### Student Fees

6750.1

Pursuant to Policy 6750 and Neb. Rev. Stat. §79-2,135 et seq., the District may, and hereby does, require and collect fees or other funds from or on behalf of *school district* students or require *school district* students to furnish or provide materials, supplies, equipment, or attire as provided for herein below.

#### A. Elementary School Fees and Requirements:

1. Extra-Curricular Activities \*
  - Field Trips: ~~Students pay a fee of \$21 (but not to exceed actual cost) for up to 3 field trips per grade level~~ *Students pay a fee of up to \$10 (but not to exceed actual cost) per field trip*
  - All Clubs: Students pay a fee of ~~\$10~~ *up to \$30* (but not to exceed actual cost of conducting the club activities)
  - Choir: Students pay a fee of \$15 (but not to exceed actual cost) for screen-printed T-shirt
2. Spectator Admission/Transportation \*
  - n/a
3. Post-Secondary Education
  - n/a
4. Special Transportation
  - §79-241 (option enrollment students): n/a
  - §79-605 (tuition students): n/a
  - §79-611 (students within 4 miles): n/a
5. Copies of Files/Records
  - Students pay 10 cents per page
6. Lost/Damaged Property
  - Student pays for repair or replacement cost of property
7. Before/After/Pre-School
  - Regular Pre-School: Students pay a \$20 registration fee, \$10 per semester for activities, \$60 per month (for 2 half-days per week) or \$90 per month (for 3 half-days per week)
  - Montessori Pre-School: Students pay a \$25 registration fee, \$198 per month (for 5 half-days per week), \$386 per month (for 5 full-days per week), or \$530 per month (for 5 full-days per week with extended hours), *and up to \$10 per field trip (not to exceed actual cost).*
  - Mini-classes: *Students pay up to \$35 per class, including materials (6-8 sessions).*
8. Summer/Night School
  - Regular Education Summer School: Students pay ~~\$32~~ *\$40* (for ~~1 hour per day for 2 weeks~~) ~~or~~ *\$48* (for 1.5 hours per day for 2 weeks)
  - Special Education Summer School: *Elementary* ~~Students~~ *students* pay ~~\$84-\$67~~ (for ~~2.5~~ 3 hours per day for two weeks) *Preschool students pay \$54 (2.5 hours per day for 8 days)*
  - Montessori Summer School: Students pay \$110 for first child, \$90 each additional child (per week from 6:30am to 6:00pm) or \$50 for first child, \$40 each additional child (per week for four hours per day)
  - *Building Level Summer School: Students pay up to \$3 per hour, including materials.*

31.

- 9. Breakfast/Lunch Programs \* – Students pay \$1.50 for lunch (*i.e., current cost of lunch \$1.50*) and \$0.85 for breakfast (*i.e., current cost of breakfast \$0.85*).
- 10. Personal/Consumable Items – Students *may be required to provide pencil bag/ pencil box; crayons (box of 24, 48, or 64); ruler; bottled glue/glue sticks; watercolors with brush; #2 yellow pencils, red pencil; colored pencils (box of 12, 24); pens (red, blue, black); markers (highlighter, dry erase, fine tip, colored, washable, permanent, wide, fine); eraser (large or pencil tip); paper (spiral/loose leaf paper – wide line, college rule; composition books; small notepad); 3 ring binder/dividers; assignment notebook (available for purchase at school); index cards; facial tissue; pocket folders; miscellaneous items for “Hundreds Day” (student’s choice); and book bag or canvas bag to carry items to and from school and backpack, book bag, or other means of carrying books.*  
– *May need to be replenished throughout the year.*
- 11. Non-Specialized Attire – PE: Students provide tennis shoes  
– Swimming: Students provide swimming suits *and towels*  
– Art: Students provide a paint shirt
- 12. Materials for Projects \* – Art: Students provide materials needed for special art projects (e.g., frames for pictures, plates, mugs, etc.) All materials will be available for purchase at the school
- 13. Musical Instruments (Optional Courses, Non-Extra-Curricular) \* – Band & Strings: Students provide their own instruments
- 14. Music Items (Extra-Curricular) \* – n/a

\* The requirements marked with an asterisk (\*) may be waived for students who qualify for free and reduced-priced lunches.

B. Middle School Fees and Requirements:

- 1. Extra Curricular Activities\* – Optional High Ability Learner (HAL) Field Trips: Students pay up to \$15 (but not to exceed actual cost) per trip – such trips may include the NASA Space Workshop (Des Moines Science Center); ~~Katie Claus/Brainpower~~; Lewis & Clark; Writer’s Workshop; Forensics Workshop; Archeology Workshop; City Planning Workshop; *as well as other opportunities that may arise as a result of programming by area institutions.*  
– Montessori Immersion Experiences: Students pay \$150 per trip (but not to exceed actual cost) for up to four trips  
– Sixth Grade Outdoor Education at North Middle School: Students pay \$45

32.



- Other optional field trips sanctioned by the building administration: Students pay *up to* \$15 (but not to exceed actual cost) for each trip
  - All Clubs: Students pay \$0 to ~~\$60~~ \$140 (not to exceed the cost of conducting club activities) for membership *and activities* in each club
  - All Athletics: Students pay a \$22 participation fee for each sport.
  - All Sports: Students provide elastic waist shorts, t-shirt and cold weather attire as needed.
  - Football: Students provide appropriate athletic shoes
  - Volleyball: Students provide appropriate athletic shoes for use indoors only
  - Basketball: Students provide appropriate athletic shoes for use indoors only
  - Wrestling: Students provide appropriate athletic shoes for use indoors only
  - Track: Students provide appropriate athletic shoes
  - Other Requirements: Students are required to have a sports physical (except for intramural basketball/volleyball) and must be covered by health insurance. Health insurance is available through private carriers, or, for those who qualify, the State of Nebraska.
2. Spectator Admission/Transportation \*
- Students pay an admission fee to activities, *not to exceed \$10.00 per person per event*. The site administrator shall determine the admission charges to each "home" middle school event.
3. Post-Secondary Education
- n/a
4. Special Transportation
- §72-241 (option enrollment students): n/a
  - §79-605 (tuition students): n/a
  - §79-611 (students within 4 miles): Transportation for students whose residences are two miles or more from school is provided through Laidlaw Bussing at \$1.25 per trip (with the balance of the cost paid by the District).
5. Copies of Files/Records
- Students pay 10 cents per page
6. Lost/Damaged Property
- Students pay for repair or replacement of property
7. Before/After/Pre-School
- n/a
8. Summer/Night School
- Regular Summer School: Students pay \$87 ~~\$70~~ (for 1¼ hours per day for 3 weeks – one course); \$180 ~~\$140~~ (for 3½ hours per day for 3 weeks – two courses)
  - Special Education Summer School: Students pay \$105 (for 3 hours per day for 3 weeks – one course)
  - Kiewit Middle School's After School Program: Students pay \$25 (for 1 hour per day for one week); \$50 (for 2.5 hours per day for one week)
  - *Summer Opportunitites instruction for students – no more than \$35.00 (per opportunity per student)*
  - *Russell – summer activity not to exceed \$150.00 per activity*

- 9. Breakfast/Lunch Programs \* – Students pay \$1.60 for lunch (*i.e.*, *current cost of lunch \$1.60*). Ala Carte selections vary in price.
- 10. Personal/Consumable Items – Students *may be required to* provide pencils (#2); erasers; colored pencils (12, 24); *markers*; loose leaf paper (3 or 5 hole punched); *index cards*; clear protractor; red pen; black or blue pen; yellow highlighter; single-subject; spiral notebooks; ~~2-boxes of~~ *facial tissue*; folders with pockets; three-ring notebooks; and pencil pouch; *and backpack, book bag, or other means of carrying books*.  
– *May need to be replenished throughout the year.*
- 11. Non-Specialized Attire – PE: Students provide athletic shoes, elastic waist shorts, t-shirt, and cold weather attire as needed.
- 12. Materials for Projects \* – FCS & Industrial Art Projects: Students provide materials for projects that become the property of the students. (All materials will be available for purchase at the school. *Costs vary depending upon student selection.*)
- 13. Musical Instruments (Optional, Non-Extra Curricular) \* – Band & Strings: Students provide their own instruments
- 14. Music Items (Extra Curricular) \* – Swing Choir & Jazz Band: Students provide their own instruments and attire. *Required performance attire will not exceed a cost of \$75.00.*

\* The requirements marked with an asterisk (\*) may be waived for students who qualify for free and reduced-priced lunches.

#### C. High School Fees and Requirements:

- 1. Extra Curricular Activities \*
  - Optional Field Trips: Students pay a fee (not to exceed \$1500.00 or actual cost less revenue raised via fundraising activities and/or donations) for all optional field trips approved by the building administration.
  - All Clubs: Students pay up to \$700.00 ~~a membership fee~~ (not to exceed the cost of conducting club activities) *for membership and/or activities in each club.*
  - All Activities: Students pay a ~~\$35~~ \$40 fee for participation in athletics and activities governed by the Nebraska School Activities Association (fee includes an Athletic Admission Ticket for “home” school events. (*Journalism, Concert Choir, and Orchestra are excluded*)).
  - *Note: For curriculum related activities (i.e., DECA, VICA, FCCLA, Debate, Forensics, and FCS), the school district does not fund competitive activities for students beyond the state level. Fundraising and/or donations must cover the cost of competition beyond the state level.*

- Graduation: Students pay a \$15 fee for caps and gowns. (Jostens)
- All Athletics: Students are required to have a sports physical and must be covered by health insurance to participate in athletics. (Health insurance is available through private carriers, or, for those who qualify, the State of Nebraska.)
- All Athletics: Students provide elastic waist shorts, t-shirt and cold weather attire as needed.
- Football: Students provide appropriate athletic shoes, mouth-guard
- Volleyball: Students provide appropriate athletic shoes for use indoors only
- Basketball: Students provide appropriate athletic shoes for use indoors only.
- Cross Country: Students provide appropriate athletic shoes.
- Tennis: Students provide tennis racquet and appropriate athletic shoes.
- Golf: Students provide golf clubs, golf bag, *golf balls*, and appropriate athletic shoes.
- Softball: Students provide softball glove, appropriate athletic shoes, and colored socks.
- Baseball: Students provide baseball glove, appropriate athletic shoes, and colored socks.
- Soccer: Students provide shin guards, appropriate athletic shoes, and colored socks.
- Wrestling: Students provide appropriate athletic shoes for use indoors only.
- Swimming: Students provide swimsuits *and towels*.
- Track: Students provide appropriate athletic shoes.
- Dance Team/Cheerleading: Students purchase selected uniforms and pay fees to a required summer camp.

2. Spectator Admission /  
Transportation \*

- Students pay admission fees, *not to exceed \$30.00 (per event, per person)*, to school activities. The site administrator shall determine the admission charges to each "home" high school event.
- Athletic Admission Ticket: Student pays \$35 for admission to all "home" high school athletic events (non-tournament competitions).

3. Post-Secondary Education

- ~~Early Entry~~ College Enrollment/Peru State College Fees: Students pay the cost established by the college (i.e., currently \$84.75-\$93.25 per credit hour *for Peru State College or \$34.50 per quarter hour for MCC*).
- All Off-Campus Classes: Students provide their own transportation to the class site.
- Advanced Placement Exams Fees: Students pay the cost of each exam (i.e., currently \$77 \$80 per exam).
- International Baccalaureate Exams Fees: Students pay for the cost of testing (i.e., currently approximately \$600 for two years of testing).

4. Special Transportation
  - §72-241 (option enrollment students): n/a
  - §79-605 (tuition students): n/a
  - §79-611 (students within 4 miles): n/a
5. Copies of Files/Records
  - Transcript fee: Students pay \$5.
  - Other Requests: Students pay 10 cents per page.
6. Lost/Damaged Property
  - Student pays for cost of repair or replacement of property.
7. Before/After/Pre-School
  - n/a
8. Summer/Night School
  - Summer School: Students pay \$147 ~~\$125~~ (for 2¼ hours per day for 5 weeks, 1 one-semester course); ~~\$293~~ \$250 (for 4½ hours per day for 5 weeks, 2 one-semester courses); \$105 (special education for 3 hours per day for 3 weeks, 1 course)
9. Breakfast/Lunch Programs \*
  - Students pay ~~\$1.70~~ for lunch (*i.e., current cost of lunch \$1.70*). Ala Carte selections vary in price.
10. Personal/Consumable Items
  - Students *may be required to provide* assignment notebook (available for purchase at school); CPR mouth guard for PE (available for purchase at school); parking permit; pens & pencils; erasers; paper; *index cards*; compass, protractor, and ruler; highlighter; spiral notebooks; three-ring notebooks; *facial tissue*; and backpack, book bag, or other means of carrying books.
  - *May need to be replenished throughout the year.*
11. Non-Specialized Attire
  - PE: Students provide athletic shoes, *swimsuit, towel*, elastic-waist shorts, t-shirt, cold weather attire as needed.
12. Materials for Projects \*
  - Art: Students provide materials for projects that will become the property of the student. (Materials are available for purchase at the school at a reduced price. To ensure quality and compatibility of materials, they must be purchased through the school.) *Costs may range from \$20 to \$60.*
  - FCS: Students provide consumable food products for class. (Such food products must be purchased through the school to comply with Neb. Rev. Stat. §81-2,245 et seq. The cost of providing consumable food products will be \$20 ~~\$25~~ per student or the actual cost of the products, whichever is less.)
  - Textiles: Students provide the materials for projects that will become the property of the student.
  - Industrial Tech: Students provide materials for optional projects. (Optional project materials will be available for purchase through the school.)
  - Introduction to Graphics: Students provide roll of film, photography paper, and mat board for each project (available for ~~\$10~~ ~~\$12~~ at the school)
  - Advanced Visual Graphics: Students provide roll of film, negative files photo paper and mat board for each project (available for \$20 ~~\$22~~ at the school)
  - Foundations of Visual Graphics: Students provide roll of film, negative files photo paper, and mat board for each project (available for \$25 ~~\$27~~ at the school)

13. Musical Instruments (Optional, Non-Extra Curricular) \* – Band & Strings: Students provide their own instruments.
14. Music Items (Extra-Curricular) \*
  - Pep Band: Students purchase shirts as determined by the instructor *(not to exceed \$25.00)*
  - Colorguard: Students purchase uniforms as determined by the instructor *(not to exceed a cost of \$300.00)*
  - Band: Students pay a uniform cleaning fee (competitive bids will determine cost)
  - Band: Students provide uniform shoes
  - Choral: Students pay a robe cleaning fee (competitive bids will determine cost)
  - *Swing Choir: Students will purchase required selected performance attire at a cost not to exceed \$320.00 per student.*

\* The requirements marked with an asterisk (\*) may be waived for students who qualify for free and reduced-priced lunches.

D. Student Fee Fund:

1. The District shall establish a Student Fee Fund which shall be a separate fund not funded by tax revenue.
2. All money collected from students pursuant to §79-2,127(1) (related to extracurricular activities), §79-2,127(3) (related to post secondary education costs), and §79-2,127(8) (related to summer school and night school) shall be deposited into the Student Fee Fund. Money expended from such fund shall be for the purposes for which it was collected from students.

E. Waiver of Fees and/or Requirements:

1. Students who qualify for free or reduced-priced lunches under the USDA child nutrition programs may have fees and requirements waived for the following:
  - a. §79-2,133(1) Related to participation in extracurricular activities
  - b. §79-2,133(2) Related to admission fees and transportation charges
  - c. §79-2,130 Related to materials for course projects
  - d. §79-2,131 Related to extracurricular music courses
2. Participating in a free-lunch program or a reduced-price lunch program shall not be required for students to qualify for a waiver of fees and/or requirements.
3. Any qualified student desiring a waiver of fees and/or requirements shall complete and submit a Request for Waiver of Fees and/or Requirements form to the building principal (or his/her designee). Once the Request is processed, the principal (or his/her designee) shall inform the student as to whether the Request was approved or denied.

Legal References: Neb. Rev. Stat. §79-2,135 et seq.

Related Policies & Rules: 6750

Rule Approved: July 15, 2002

Millard Public Schools  
Omaha, NE

38.

**AGENDA SUMMARY SHEET**

**Enclosure H.6.  
April 21, 2003**

**AGENDA ITEM:** 2002-2003 School Calendar – Last Day of School

**MEETING DATE:** April 21, 2003

**DEPARTMENT:** Office of the Superintendent

**TITLE AND BRIEF DESCRIPTION:**

Calendar Change - We are asking for approval to change the last day of school to May 28, 2003.

**ACTION DESIRED:** APPROVAL XX DISCUSSION \_\_\_\_ INFORMATION ONLY

**BACKGROUND:**

The last day of school is currently set for May 30, 2003. We used one day for inclement weather. We are asking you to set the last day of school for Wednesday, May 28, 2003 that will be a half-day of school for students and a full day for staff.

**OPTIONS AND ALTERNATIVES CONSIDERED:**

**RECOMMENDATION:** Approve the change

**STRATEGIC PLAN REFERENCE:**

**IMPLICATIONS OF ADOPTION OR REJECTION:**

**TIMELINE:**

**RESPONSIBLE PERSON:** Angelo Passarelli

**SUPERINTENDENT'S APPROVAL:** \_\_\_\_\_

(Signature)

**BOARD ACTION:**

<b>AUGUST</b>					13
M	T	W	Th	F	
				1	2
5	6	7	8	9	
12	13	14	15	16	
19	20	21	22	23	
26	27	28	29	30	

<b>SEPTEMBER</b>					20
M	T	W	Th	F	
2	3	4	5	6	
9	10	11	12	13	
16	17	18	19	20	
23	24	25	26	27	
30					

<b>OCTOBER</b>					20
M	T	W	Th	F	
	1	2	3	4	
7	8	9	10	11	
14	15	16	17	18	
21	22	23	24	25	
28	29	30	31		

<b>NOVEMBER</b>					19
M	T	W	Th	F	
				1	
4	5	6	7	8	
11	12	13	14	15	
18	19	20	21	22	
25	26	27	28	29	

<b>DECEMBER</b>					15
M	T	W	Th	F	
2	3	4	5	6	
9	10	11	12	13	
16	17	18	19	20	
23	24	25	26	27	
30	31				

<b>JANUARY</b>					19
M	T	W	Th	F	
		1	2	3	
6	7	8	9	10	
13	14	15	16	17	
20	21	22	23	24	
27	28	29	30	31	

- Aug. 14 First Day for Students
- Sept. 2 No School - Labor Day
- Oct. 15 End of First Quarter
- Oct. 18 No School - Teacher Work Day
- Oct. 21-24 Buildings Schedule Conferences
- Oct. 24-25 No School - Conferences
- Nov. 28-29 No School - Thanksgiving Break
- Dec. 20 First Semester Ends
- Jan. 6 Second Semester Begins
- Jan. 20 No School - Martin Luther King, Jr. Day
- Feb. 10-13 Buildings Schedule Conferences
- Feb. 13-14 No School - Conferences
- Feb. 17 No School - Presidents' Day
- Mar. 13 End of Third Quarter
- Mar. 14 No School - Teacher Work Day
- Mar. 17-21 No School - Spring Break
- May 9 Half-Day for Middle Schools (5th Grade Orientation)
- May 26 No School - Memorial Day
- May ~~30~~ 28 Last day of school - Half Day

This calendar includes three days of school that may be used in case of inclement weather. **If fewer (or more) days are used, the last day of school will be adjusted accordingly.**

Quarter Dates/Student Days	
Oct. 15	44 days
Dec. 20	43 days
Mar. 13	45 days
May <del>30</del> 28	46 days
<b>Total</b>	<b>178 days</b>

No School for Students

<b>FEBRUARY</b>					17
M	T	W	Th	F	
3	4	5	6	7	
10	11	12	13	14	
17	18	19	20	21	
24	25	26	27	28	

<b>MARCH</b>					15
M	T	W	Th	F	
3	4	5	6	7	
10	11	12	13	14	
17	18	19	20	21	
24	25	26	27	28	
31					

<b>APRIL</b>					22
M	T	W	Th	F	
	1	2	3	4	
7	8	9	10	11	
14	15	16	17	18	
21	22	23	24	25	
28	29	30			

<b>MAY</b>					18
M	T	W	Th	F	
				1	2
5	6	7	8	9	
12	13	14	15	16	
19	20	21	22	23	
26	27	28	29	30	

<b>JUNE</b>					0
M	T	W	Th	F	
2	3	4	5	6	
9	10	11	12	13	
16	17	18	19	20	
23	24	25	26	27	
30					

<b>JULY</b>					0
M	T	W	Th	F	
	1	2	3	4	
7	8	9	10	11	
14	15	16	17	18	
21	22	23	24	25	
28	29	30	31		



**AGENDA SUMMARY SHEET**

MEETING DATE: April 21, 2003

DEPARTMENT: Human Resources

ACTION DESIRED: Approval

BACKGROUND: Personnel items: (1) New Hires; (2) Amended Contracts;  
(3) Leaves of Absence; and (4) Resignations

OPTIONS & ALTERNATIVES: NA

RECOMMENDATION: Approval

STRATEGIC PLAN REFERENCE: N/A

IMPLICATIONS OF ADOPTION  
OR REJECTION: N/A

TIMELINE: N/A

RESPONSIBLE PERSON: Dr. Kirby Eltiste

SUPERINTENDENT APPROVAL: *Kerith Spatz*

April 21, 2003

**LEAVE OF ABSENCE REQUESTS**

**Recommend: the following extended leave without pay requests be approved:**

1. Susan Hertzler – fourth/fifth grade teacher at Abbott Elementary School. She is requesting a leave of absence for the 2003-04 school year for family reasons.
2. Kimberly Kidder – sixth grade teacher at Andersen Middle School. She is requesting a leave of absence for the 2003-04 school year for family reasons.
3. Tania Renken – currently on a leave of absence (English teacher at South High School). She is requesting a leave of absence for the 2003-04 school year for family reasons.

April 21, 2003

## RESIGNATIONS

### **Recommend: the following resignations be accepted:**

1. Carolyn Beery – English teacher at North High School. She is resigning for personal reasons. Resignation is effective March 21, 2003.
2. Rick Breitenfeldt – Currently on a leave of absence (Language Arts teacher at Kiewit Middle School). He is resigning to relocate in Virginia. Resignation is effective March 11, 2003.
3. Joanie Day – Physical education teacher at Black Elk Elementary. She had previously requested her resignation to be effective at the end of the 2002-03 school year for relocating to Colorado with her spouse. She is now requesting that her resignation be effective March 28, 2003.
4. Kristina Hansen – Second grade teacher at Ackerman Elementary School. She is relocating with her spouse to Kansas City. Resignation is effective at the end of the 2002-03 school year.
5. Susie Landow – First grade teacher at Ezra Millard Elementary School. She has accepted a position with Omaha Public Schools. Resignation is effective at the end of the 2003-03 school year.
6. Christie Lewis – Speech language pathologist at Disney Elementary School. She is resigning for family reasons. Resignation is effective at the end of the 2002-03 school year.
7. Jessica Littlejohn – Homebound teacher with the Middle School Adult Program. She is relocating to another state. Resignation is effective at the end of the 2002-03 school year.
8. Dianne Payne – Spanish teacher at Andersen Middle School. She has taken a position at a private school. Resignation is effective at the end of the 2002-03 school year.
9. Jeremy Penn – Math teacher at North High School. He is resigning for personal reasons. Resignation is effective at the end of the 2002-03 school year.
10. Nicole Ray – Physical education teacher at South High School. She is resigning for family reasons. Resignation is effective at the end of the 2002-03 school year.
11. Theresa Reimer – Special education teacher at North High School. She is resigning for family reasons. Resignation is effective at the end of the 2002-03 school year.
12. Benjamin Rolofson – Special education teacher at Ackerman Elementary School. He is relocating to another state. Resignation is effective at the end of the 2002-03 school year.
13. Jean Synowicki – Math teacher at South High School. She is relocating with her spouse to another state. Resignation is effective at the end of the 2002-03 school year.
14. Theresa Walker – Language Arts teacher at South High School. She is resigning to relocate in Nevada. Resignation is effective at the end of the 2002-03 school year.

43.

April 21, 2003

**AMENDMENT TO CONTINUING CONTRACTS**

**Recommend: amendment to the following contracts:**

1. Shannon Cooper – Kindergarten teacher at Ackerman Elementary School. Amend contract from 100% to 50% for the 2003-04 school year.
2. Jenna Dudley – READ teacher at Wheeler Elementary School. Amend contract from 100% to 50% for the 2003-04 school year.
3. Pam Ehly – READ/Instructional Facilitator teacher at Hitchcock Elementary School. Amend contract from 50% to 100% for the 2003-04 school year.
4. Amy Flynn – Kindergarten teacher at Ezra Millard Elementary School. Amend contract from 100% to 50% for the 2003-04 school year.
5. Gina Hill – Third grade teacher at Ackerman Elementary School. Amend contract from 100% to 50% for the 2003-04 school year.
6. Karen Wilwerding – Kindergarten teacher at Ezra Millard Elementary School. Amend contract from 100% to 50% for the 2003-04 school year.

April 21, 2003

**TEACHERS RECOMMENDED FOR HIRE**

**Recommend: the following teachers be hired for the 2003-04 school year:**

1. Lurene Bessembinders – Step 1, BA – University of Nebraska at Omaha. Vocal music teacher (short term) at Ackerman Elementary School.
2. Carol Bowley – Step 5, BA – University of Nebraska at Omaha. Behavior disorder teacher at Ackerman Elementary School. Previous experience: teacher, Richard Young Center (2001-03); Omaha Public Schools (1999-2001).
3. Angela Griggs – Step 9, MA – Kent State University. Media specialist at Morton Elementary School. Previous experience: teacher, Ohio (1997-2003); Texas (1994-96).
4. Jessica Jesseritz – Step 2, BA – College of St. Mary. Social studies teacher (short term) at South High School. Previous experience: teacher, Millard Public Schools (2000-01).

**The following individual is employed with Millard Public Schools during the 2002-03 school year on a short term contract. She is being offered another short term contract for the 2003-04 school year.**

1. Andrea O'Rourke – Step 2, BA – University of Nebraska at Kearney. Social studies teacher at Russell Middle School.

**The following individuals were CADRE teachers with Millard Public Schools during the 2002-03 school year. They are now being offered regular contracts for the 2003-04 school year.**

1. John Becker – Step 2, BA – University of Nebraska at Omaha. Fourth grade teacher at Rockwell Elementary School.
2. Tony Brisbois – Step 2, BA – University of Nebraska at Omaha. Art teacher at North High School.
3. Sara Hancock – Step 2, BA – Northwest Missouri State University. Fourth grade teacher at Bryan Elementary School.
4. Anna Vandenberg – Step 2, BA – University of Nebraska at Kearney. Second grade teacher at Rohwer Elementary School.
5. Kelly Zezulak – Step 2, BA – Nebraska Wesleyan University. Physical education teacher at Kiewit Middle School.

**The following individual was a CADRE teacher with Millard Public Schools during the 2002-03 school year. He is being offered a short term contract for the 2003-04 school year.**

1. Mark Sukraw – Step 2, BA – Dana College. Sixth grade teacher at Beadle Middle School.

45.

Elementary		K	1	2	3	4	5	Self	Current	YTD	Official 9/02	
								Cont	Total	Change	Change	Enrollment
Abbott	(3 unit)	71	62	68	75	79	77		432	-3	-6	438
Ackerman	(4 unit)	118	93	87	104	79	84	16	581	4	16	565
Aldrich	(3 unit)	46	55	64	53	58	51		327	-2	3	324
Black Elk	(3 unit)	103	83	106	86	99	93		570	1	11	559
Bryan	(3 unit)	56	63	61	56	62	63		361	-1	-6	367
Cafher	(3 unit)	69	78	77	81	63	69		437	-1	-12	449
Cody	(2 unit)	44	35	22	31	35	31	29	227	3	9	218
Cottonwood	(3 unit)	49	45	56	69	58	65		342	-7	-7	349
Disney	(3 unit)	54	40	55	50	36	52	10	297	6	-7	304
Ezra Millard	(3 unit)	61	56	65	68	54	64	13	381	0	0	381
Harvey Oaks	(2 unit)	34	38	39	42	50	49		252	-1	4	248
Hitchcock	(2 unit)	38	39	32	33	39	24		205	2	5	200
Holling Heights	(3 unit)	60	53	53	48	58	63		335	-2	5	330
Montclair	(4 unit)	89	103	89	89	72	89	10	541	-1	-6	547
Morton	(3 unit)	58	53	60	40	74	66	9	360	-1	-5	365
Neihardt	(4 unit)	107	109	97	110	97	102		622	7	14	608
Norris	(3 unit)	50	41	46	34	40	44	24	279	-7	-3	282
Rockwell	(3 unit)	59	54	49	52	52	42	19	327	-1	-6	333
Rohwer	(3 unit)	70	64	66	52	61	63	14	390	0	16	374
Sandoz	(3 unit)	42	51	50	49	58	54		304	0	-5	309
Wheeler	(3 unit)	70	100	71	67	74	60	21	463	2	10	453
Willowdale	(3 unit)	53	66	65	55	69	83	11	402	-3	-2	404
<b>Totals</b>		<b>1401</b>	<b>1381</b>	<b>1378</b>	<b>1344</b>	<b>1367</b>	<b>1388</b>	<b>176</b>	<b>8435</b>	<b>-5</b>	<b>28</b>	<b>8407</b>

Secondary		6	7	8	Self	Current	YTD	Official 9/02	
					Cont	Total	Change	Change	Enrollment
Andersen MS		239	271	284	12	794	-6	-4	798
Beadle MS		202	174	130	13	506	-3	3	503
Central MS		295	316	243	18	854	-3	8	846
Kiewit MS		337	334	347	7	1018	-4	-11	1029
North MS		190	229	203	19	622	-1	8	614
Russell MS		222	279	258	10	759	2	-5	764
MS Alternative		0	7	15		22	0	11	11
<b>Totals</b>		<b>1485</b>	<b>1610</b>	<b>1480</b>	<b>79</b>	<b>4575</b>	<b>-15</b>	<b>10</b>	<b>4565</b>

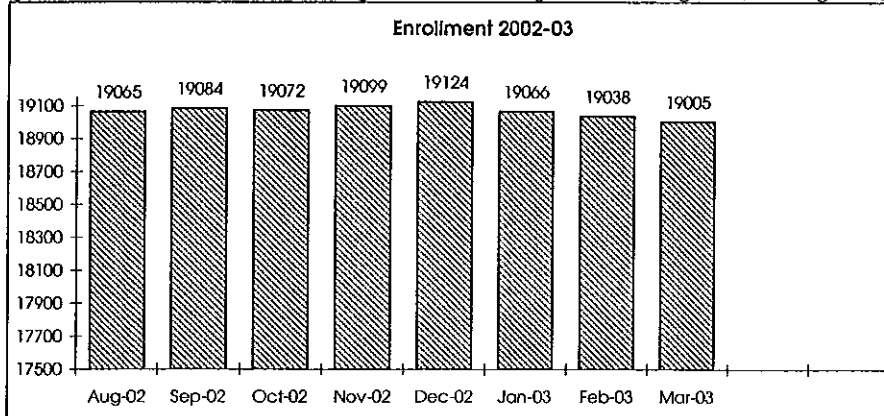
		9	10	11	12	Self	Current	YTD	Official 9/02	
						Cont	Total	Change	Change	Enrollment
North HS		573	624	536	504	20	2237	-1	-56	2293
South HS		488	460	486	457	14	1891	-8	-41	1932
West HS		452	453	412	396	17	1713	-3	-25	1738
Millard Learning Center		0	0	32	52		84	-2	0	84
<b>Totals</b>		<b>1513</b>	<b>1537</b>	<b>1466</b>	<b>1409</b>	<b>51</b>	<b>5925</b>	<b>-14</b>	<b>-122</b>	<b>6047</b>

Preschool	
Disney	35
Cody	16
Neihardt	76
Rockwell	51
Montessori - Montclair	59
Montessori - Norris	29
<b>Total</b>	<b>266</b>

Preschool SPED	
Cody	68
Rohwer	39
Sandoz	35
Wheeler	38
Contracted	4
Infants	87
<b>Total</b>	<b>271</b>

Contracted SPED	36	0	5	31
Young Adult Program	34	1	0	34
<b>Total District K-12</b>	<b>19005</b>	<b>-33</b>	<b>-79</b>	<b>19084</b>
<b>Total District PreK-12</b>	<b>19542</b>	<b>-20</b>	<b>-22</b>	<b>19564</b>

High school enrollments reflect mid-term graduates: North High = 35, South High = 18, West High = 31, MLC = 6



9/27/2002	
Elementary	8407
Middle School	4565
High School	6047
Contracted	31
Young Adult	34
<b>Total</b>	<b>19084</b>
3/24/2003	
Elementary	8435
Middle School	4575
High School	5925
Contracted	36
Young Adult	34
<b>Total</b>	<b>19005</b>
Current Change	-33
YTD Change	-79

4/6

Elementary		Classroom Enrollment							Self Cont	Total	Current Change	YTD Change	Official 9/02 Enrollment	Class Size W/out SPED
K	1	2	3	4	5	4-5								
Abbott	18	21	23	26	23	22	10							
	18	18	22	24	24	22	10							
	17	23	23	25	22	23								
	18													
Total Students	71	62	68	75	69	67	20		432	-3	-6	438	432	
Total Teachers	4.0	3	3	3	3	3	1		20.0				20.0	
Classroom Avg	17.8	20.7	22.7	25.0	23.0	22.3	20		22				22	

		K	1	2	3	1-3	4	5	Self Cont	Total	Current Change	YTD Change	Official 9/02 Enrollment	
Ackerman		16	24	22	26	22	27	28						
		25	23	23	26	24	26	28	9					
		26	23	22	26	23	26	28						
		26												
		25												
Total Students		118	70	67	78	69	79	84	16	581	4	16	565	565
Total Teachers		4.5	3	3	3	3	3.5	3.5	2	25.5				23.5
Classroom Avg		23.6	23.5	22.3	26.0	23.0	22.6	24.0	8.0	23				24

		K	1	2	3	4	5	Self Cont	Total	Current Change	YTD Change	Official 9/02 Enrollment	
Aldrich		23	19	21	27	18	26						
		23	17	22	26	20	25						
			19	21		20							
Total Students		46	55	64	53	58	51		327	-2	3	324	327
Total Teachers		2	3	3	2	3	2		15.00				15
Classroom Avg		23.0	18.3	21.3	26.5	19.3	25.5		22				22

		K	1	2	3	4	5	Self Cont	Total	Current Change	YTD Change	Official 9/02 Enrollment	
Black Elk		22	21	21	21	25	24						
		21	21	21	22	25	23						
		19	20	21	22	25	23						
		21	21	21	21	24	23						
		20		22									
Total Students		103	83	106	86	99	93		570	1	11	569	570
Total Teachers		5.0	4	5	4	4	4		26				26
Classroom Avg		20.6	20.8	21.2	21.5	24.8	23.3		22				22

		K	1	2	3	4	5	Self Cont	Total	Current Change	YTD Change	Official 9/02 Enrollment	
Bryan		19	21	15	20	22	20						
		19	21	14	19	19	22						
		18	21	16	17	21	21						
				16									
Total Students		56	63	61	56	62	63		361	-1	-6	367	361
Total Teachers		3	3	4	3	3	3		19				19
Classroom Avg		18.7	21.0	15.3	18.7	20.7	21.0		19				19

		K	1	2	3	4	5	1-2	C-K	C-1	C-2	C-3	C-4	C-5	Self Cont	Total	Current Change	YTD Change	Official 9/02 Enrollment	
Cather		20	24	19	16	23	17	9	25	23	24	25	21	16						
					17		16	10	24	22	24	23	19	20						
Total Students		20	24	19	33	23	33	19	49	45	48	48	40	36		437	-1	-12	449	437
Total Teachers		1	1	1	2	1	2	1	2	2	2	2	2	2		21				21.0
Classroom Avg		20.0	24.0	19.0	16.5	23.0	16.5	19.0	24.5	22.5	24.0	24.0	20.0	18.0		21				21

		K	1	2	3	4	5	Self Cont	Total	Current Change	YTD Change	Official 9/02 Enrollment	
Cody		23	19	11	15	17	16						
		21	16	11	16	18	15	9					
								10					
Total Students		44	35	22	31	35	31	29	227	3	9	218	198
Total Teachers		2	2	2	2	2	2	3	15				12
Classroom Avg		22.0	17.5	11.0	15.5	17.5	15.5	9.7	15				17

		K	1	2	3	4	5	Self Cont	Total	Current Change	YTD Change	Official 9/02 Enrollment	
Cottonwood		25	15	21	22	20	23						
		24	14	16	24	19	21						
			16	19	23	19	21						
Total Students		49	45	56	69	58	65		342	-7	-7	349	342
Total Teachers		2	3	3	3	3	3		17				17
Classroom Avg		24.5	15.0	18.7	23.0	19.3	21.7		20				20

47.

	K	1	2	3	4	5	Self Cont	Total	Current Change	YTD Change	Official 9/02 Enrollment	Class Size
												Size W/out SPED
Disney	17	14	18	17	19	26	6					
	18	13	19	15	17	26	4					
	19	13	18	18								
Total Students	54	40	55	50	36	52	10	297	6	-7	304	287
Total Teachers	3.0	3	3	3	2	2	2	18.0				16
Classroom Avg	18.0	13.3	18.3	16.7	18.0	26.0	5.0	17				18

	K	1	2	3	4	5	Self Cont	Total	Current Change	YTD Change	Official 9/02 Enrollment	Class Size
												Size W/out SPED
Harvey Oaks	17	17	19	21	25	25						
	17	21	20	21	25	24						
Total Students	34	38	39	42	50	49		252	-1	4	248	252
Total Teachers	2.0	2	2	2	2	2		12.0				12
Classroom Avg	17.0	19.0	19.5	21.0	25.0	24.5		21				21

	K	1	2	3	4	5	Self Cont	Total	Current Change	YTD Change	Official 9/02 Enrollment	Class Size
												Size W/out SPED
Hitchcock	19	19	16	17	20	24						
	19	20	16	16	19							
Total Students	38	39	32	33	39	24		205	2	5	200	205
Total Teachers	2.0	2	2	2	2	1		11.0				11
Classroom Avg	19.0	19.5	16.0	16.5	19.5	24.0		19				19

	K	1	2	3	4	5	Self Cont	Total	Current Change	YTD Change	Official 9/02 Enrollment	Class Size
												Size W/out SPED
Holling Heights	20	18	18	16	19	21						
	20	17	19	16	20	22						
	20	18	16	16	19	20						
Total Students	60	53	53	48	58	63		335	-2	5	330	335
Total Teachers	3.0	3	3	3	3	3		18.0				18
Classroom Avg	20.0	17.7	17.7	16.0	19.3	21.0		19				19

	K	1	2	3	4	5	Self Cont	Total	Current Change	YTD Change	Official 9/02 Enrollment	Class Size
												Size W/out SPED
Ezra Millard	21	18	21	23	18	22	6					
	19	19	22	22	18	21	7					
	21	19	22	23	18	21						
Total Students	61	56	65	68	54	64	13	381	0	0	381	368
Total Teachers	3	3	3	3	3	3	2	20				18
Classroom Avg	20.3	18.7	21.7	22.7	18.0	21.3	7	19				20

	K	1	2	3	4	5	M-K	M1-3	M4-5	Self Cont	Total	Current Change	YTD Change	Official 9/02 Enrollment	Class Size
															Size W/out SPED
Montclair	21	22	21	20	17	24	17	26	21	6					
	19	22	19	20	17	24	17	27	19	4					
							15	26	20						
								25	19						
								28							
								25							
Total Students	40	44	40	40	34	48	49	157	79	10	541	-1	-6	547	531
Total Teachers	2	2	2	2	2	2	3	6	4	2	27				25
Classroom Avg	20.0	22.0	20.0	20.0	17.0	24.0	16.3	26.2	19.8	5.0	20				21

	K	1	2	3	4	5	Self Cont	Total	Current Change	YTD Change	Official 9/02 Enrollment	Class Size
												Size W/out SPED
Morton	21	17	20	21	24	21	9					
	18	18	19	19	25	23						
	19	18	21		25	22						
Total Students	58	53	60	40	74	66	9	360	-1	-5	365	351
Total Teachers	3	3	3	2	3	3	1	18				17.0
Classroom Avg	19.3	17.7	20.0	20.0	24.7	22.0	9.0	20				21

	K	1	2	3	4	5	Self Cont	Total	Current Change	YTD Change	Official 9/02 Enrollment	Class Size
												Size W/out SPED
Neihardt	22	23	24	22	25	26						
	21	21	25	22	25	25						
	21	21	24	22	24	26						
	22	22	24	22	23	25						
	21	22		22								
Total Students	107	109	97	110	97	102		622	7	14	608	622
Total Teachers	5.0	5	4	5	4	4		27.0				27.0
Classroom Avg	21.4	21.8	24.3	22.0	24.3	25.5		23				23

48.



	K	1	2	3	4	5	M-K	Self Cont	Total	Current Change	YTD Change	Official 9/02 Enrollment	Class Size
													Size W/out SPED
Norris	16	15	21	17	20	22	19	8					
	15	13	25	17	20	22		7					
		13						9					
Total Students	31	41	46	34	40	44	19	24	279	-7	-3	282	255
Total Teachers	2.0	3	2	2	2	2	1	3	17.0				14
Classroom Avg	15.5	13.7	23.0	17.0	20.0	22.0	19.0	8.0	16				18

	K	1	2	3	4	5	Self Cont	Total	Current Change	YTD Change	Official 9/02 Enrollment	Class Size
												Size W/out SPED
Rockwell	19	17	17	18	16	21	10					
	20	18	16	18	18	21	9					
	20	19	16	16	18							
Total Students	59	54	49	52	52	42	19	327	-1	-6	333	308
Total Teachers	3.0	3	3	3	3	2	2	19.0				17.0
Classroom Avg	19.7	18.0	16.3	17.3	17.3	21.0	9.5	17				18

	K	1	2	3	4	5	Self Cont	Total	Current Change	YTD Change	Official 9/02 Enrollment	Class Size
												Size W/out SPED
Rohwer	24	21	21	26	20	22	6					
	23	21	22	26	20	19	8					
	23	22	23		21	22						
Total Students	70	64	66	52	61	63	14	390	0	16	374	376
Total Teachers	3.0	3	3	2	3	3	2	19.0				17
Classroom Avg	23.3	21.3	22.0	26.0	20.3	21.0	7.0	21				22

	K	1	2	3	4	5	Self Cont	Total	Current Change	YTD Change	Official 9/02 Enrollment	Class Size
												Size W/out SPED
Sandoz	21	17	16	24	20	19						
	21	17	17	25	20	17						
		17	17		18	18						
Total Students	42	51	50	49	58	54		304	0	-5	309	304
Total Teachers	2	3	3	2	3	3		16				16
Classroom Avg	21.0	17.0	16.7	24.5	19.3	18.0		19				19

	K	1	2	3	4	5	Self Cont	Total	Current Change	YTD Change	Official 9/02 Enrollment	Class Size
												Size W/out SPED
Wheeler	23	20	24	23	24	20	10					
	23	17	23	23	25	19	11					
	24	21	24	21	25	21						
		21										
		21										
Total Students	70	100	71	67	74	60	21	463	2	10	453	442
Total Teachers	3	5	3	3	3	3	2	22				20
Classroom Avg	23.3	20.0	23.7	22.3	24.7	20.0	10.5	21				22

	K	1	2	3	4	5	Self Cont	Total	Current Change	YTD Change	Official 9/02 Enrollment	Class Size
												Size W/out SPED
Willowdale	17	22	21	18	23	21	11					
	17	22	22	18	24	21						
	19	22	22	19	22	18						
						23						
Total Students	53	66	65	55	69	83	11	402	-3	-2	404	391
Total Teachers	3.0	3	3	3	3	4	1	20.0				19
Classroom Avg	17.7	22.0	21.7	18.3	23.0	20.8	11.0	20				21

Elementary Totals							Self Cont	Total	Current Change	YTD Change	Official 9/02 Enrollment	Class Size
Grade	K	1	2	3	4	5						
Students	1401	1381	1378	1344	1367	1388	176	8435	-5	28	8407	8259
Teachers	68.5	70.5	68.5	64.0	65.0	64.0	22.0	422.5				400.5
Classroom Avg	20.5	19.6	20.1	21.0	21.0	21.7	8.0	20				21

	6	7	8	Self Cont	Total	Current Change	YTD Change	Official 9/02 Enrollment	Class Size
Andersen MS	239	271	284	12	794	-6	-4	798	
Beadle MS	202	174	130	13	506	-3	3	503	
Central MS	295	316	243	18	854	-3	8	846	
Klewit MS	337	334	347	7	1018	-4	-11	1029	
North MS	190	229	203	19	622	-1	8	614	
Russell MS	222	279	258	10	759	2	-5	764	
MS Alternative	0	7	15		22	0	11	11	
Totals	1485	1610	1480	79	4575	-15	10	4565	

	9	10	11	12	Self Cont	Total	Current Change	YTD Change	Official 9/02 Enrollment	Class Size	
											Size W/out SPED
North HS			573	624	536	504	20	2237	-1	-56	2293
South HS			488	460	486	457	14	1891	-8	-41	1932
West HS			452	453	412	396	17	1713	-3	-25	1738
Millard Learning Center			0	0	32	52		84	-2	0	84
Totals			1513	1537	1466	1409	51	5925	-14	-122	6047

Contracted SPED	36	0	5	31
Young Adult Program	34	1	0	34
<b>Total District Enrollment</b>	<b>19005</b>	<b>-33</b>	<b>-79</b>	<b>19084</b>

49.

## AGENDA SUMMARY SHEET

**AGENDA ITEM:** Parent Survey Results, Spring 2003

**Meeting Date:** 4/21/03

**Department:** Planning, Evaluation & Information Services

**Title and Brief Description:** Each year we pull a random sample of approximately 20% of the parents in the district. This year, that sample was 3,236. The return rate was 48.5%, with 816 returned at the elementary level and 752 at the secondary level.

**Action Desired:** Approval \_\_\_ Discussion x Information Only \_\_\_

**Background:** The parent survey is part of a battery of Effective School climate surveys administered in the district each year. Students and staff are surveyed, along with parents. This year's parent return rate is in the 45% - 55% range that is typically the case.

**Options/Alternatives Considered:** N.A.

**Recommendations:** Questions address safety and behavior, curriculum and administrative issues; the last item asks parents to give the school a "grade". The percent of parents rating schools as an "A" or "B" is 92.7%, near the all-time high.

**Strategic Plan Reference:** To meet the mission of the district.

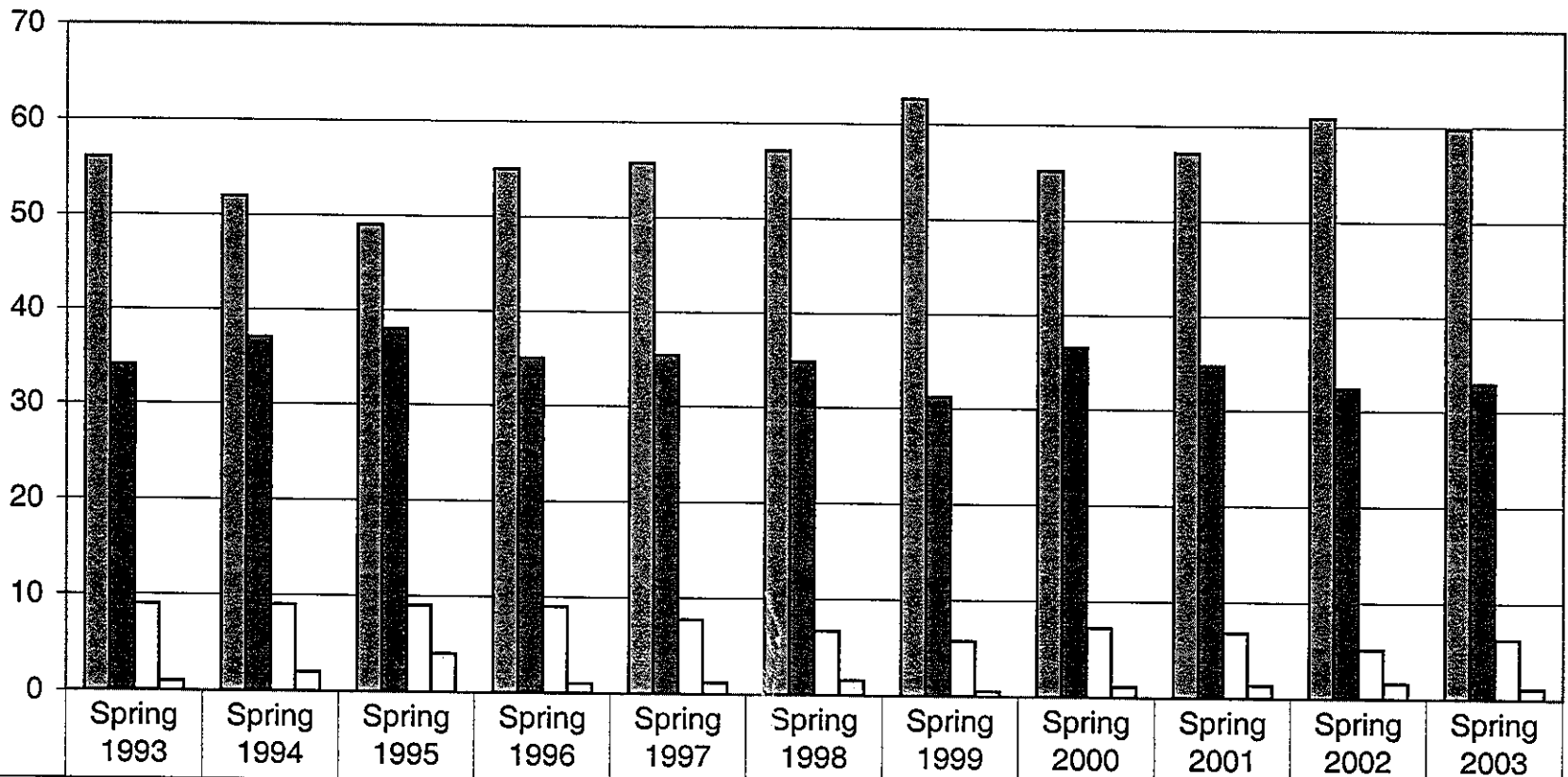
**Implications of Adoption/Rejection:** N.A.

**Timeline:** These results and other survey findings are given to principals and central office staff for use in site-based planning and district strategic planning. Findings will be used in planning sessions in summer of 2003 and fall of 2003-04.

**Responsible Persons:** John Crawford

**Superintendent's Signature:** Keith Lutz

### Historical Parent Data Districtwide - What grade would you give your schools? (Percent responding A, B, C, D or F)



■ % A	56	52	49	55	55.7	57.1	62.6	55.2	57.1	60.9	59.8
■ % B	34	37	38	35	35.4	34.8	31.2	36.5	34.7	32.4	32.9
□ % C	9	9	9	9	7.7	6.7	5.7	7.2	6.8	5.1	6.2
□ % D or F	1	2	4	1	1.2	1.6	0.5	1.1	1.4	1.6	1.1

# Elementary Parent Climate Survey Spring 2003

## ENV01 My child is treated with respect at school.

		Frequency	Percent	Valid Percent	Cumulative Percent
Valid	4 Almost All of the Time	595	72.9	73.0	73.0
	3 A Majority of the Time	188	23.0	23.1	96.1
	2 Some of the Time	31	3.8	3.8	99.9
	1 Almost Never	1	.1	.1	100.0
	Total	815	99.9	100.0	
Missing	System	1	.1		
Total		816	100.0		

## ENV02 My child likes his or her school.

		Frequency	Percent	Valid Percent	Cumulative Percent
Valid	4 Almost All of the Time	628	77.0	77.1	77.1
	3 A Majority of the Time	167	20.5	20.5	97.7
	2 Some of the Time	18	2.2	2.2	99.9
	1 Almost Never	1	.1	.1	100.0
	Total	814	99.8	100.0	
Missing	System	2	.2		
Total		816	100.0		

## ENV03 The students at my child's school care about each other.

		Frequency	Percent	Valid Percent	Cumulative Percent
Valid	4 Almost All of the Time	298	36.5	36.6	36.6
	3 A Majority of the Time	431	52.8	52.9	89.6
	2 Some of the Time	83	10.2	10.2	99.8
	1 Almost Never	2	.2	.2	100.0
	Total	814	99.8	100.0	
Missing	System	2	.2		
Total		816	100.0		

## ENV04 Students at my child's school respect each others property.

		Frequency	Percent	Valid Percent	Cumulative Percent
Valid	4 Almost All of the Time	338	41.4	41.7	41.7
	3 A Majority of the Time	402	49.3	49.6	91.4
	2 Some of the Time	63	7.7	7.8	99.1
	1 Almost Never	7	.9	.9	100.0
	Total	810	99.3	100.0	
Missing	System	6	.7		
Total		816	100.0		

**SAF05 My child is safe at school.**

		Frequency	Percent	Valid Percent	Cumulative Percent
Valid	4 Almost All of the Time	667	81.7	81.8	81.8
	3 A Majority of the Time	136	16.7	16.7	98.5
	2 Some of the Time	11	1.3	1.3	99.9
	1 Almost Never	1	.1	.1	100.0
	Total	815	99.9	100.0	
Missing	System	1	.1		
Total		816	100.0		

**SAF06 I agree with the school rules.**

		Frequency	Percent	Valid Percent	Cumulative Percent
Valid	4 Almost All of the Time	588	72.1	72.5	72.5
	3 A Majority of the Time	198	24.3	24.4	96.9
	2 Some of the Time	23	2.8	2.8	99.8
	1 Almost Never	2	.2	.2	100.0
	Total	811	99.4	100.0	
Missing	System	5	.6		
Total		816	100.0		

**SAF07 My child is safe on the way to and from school.**

		Frequency	Percent	Valid Percent	Cumulative Percent
Valid	4 Almost All of the Time	642	78.7	79.1	79.1
	3 A Majority of the Time	144	17.6	17.7	96.8
	2 Some of the Time	25	3.1	3.1	99.9
	1 Almost Never	1	.1	.1	100.0
	Total	812	99.5	100.0	
Missing	System	4	.5		
Total		816	100.0		

**SAF08 The rules are followed by the students at this school.**

		Frequency	Percent	Valid Percent	Cumulative Percent
Valid	4 Almost All of the Time	388	47.5	48.1	48.1
	3 A Majority of the Time	387	47.4	48.0	96.0
	2 Some of the Time	32	3.9	4.0	100.0
	Total	807	98.9	100.0	
Missing	System	9	1.1		
Total		816	100.0		

**SAF09 This school is concerned with safety.**

		Frequency	Percent	Valid Percent	Cumulative Percent
Valid	4 Almost All of the Time	691	84.7	85.3	85.3
	3 A Majority of the Time	106	13.0	13.1	98.4
	2 Some of the Time	12	1.5	1.5	99.9
	1 Almost Never	1	.1	.1	100.0
	Total	810	99.3	100.0	
Missing	System	6	.7		
Total		816	100.0		

**DIS10 My child understands the consequences of his or her actions.**

		Frequency	Percent	Valid Percent	Cumulative Percent
Valid	4 Almost All of the Time	540	66.2	66.3	66.3
	3 A Majority of the Time	253	31.0	31.1	97.4
	2 Some of the Time	20	2.5	2.5	99.9
	1 Almost Never	1	.1	.1	100.0
	Total	814	99.8	100.0	
Missing	System	2	.2		
Total		816	100.0		

**DIS11 Teachers do a good job of preventing students from misbehaving.**

		Frequency	Percent	Valid Percent	Cumulative Percent
Valid	4 Almost All of the Time	438	53.7	54.1	54.1
	3 A Majority of the Time	331	40.6	40.9	94.9
	2 Some of the Time	39	4.8	4.8	99.8
	1 Almost Never	2	.2	.2	100.0
	Total	810	99.3	100.0	
Missing	System	6	.7		
Total		816	100.0		

**DIS12 There are fights at my child's school.**

		Frequency	Percent	Valid Percent	Cumulative Percent
Valid	4 Almost Never	633	77.6	80.1	80.1
	3 Some of the Time	127	15.6	16.1	96.2
	2 A Majority of the Time	6	.7	.8	97.0
	1 Almost all of the Time	24	2.9	3.0	100.0
	Total	790	96.8	100.0	
Missing	System	26	3.2		
Total		816	100.0		

**DIS13 Teachers are fair when dealing with students who misbehave.**

		Frequency	Percent	Valid Percent	Cumulative Percent
Valid	4 Almost All of the Time	447	54.8	55.9	55.9
	3 A Majority of the Time	301	36.9	37.7	93.6
	2 Some of the Time	46	5.6	5.8	99.4
	1 Almost Never	5	.6	.6	100.0
	Total	799	97.9	100.0	
Missing	System	17	2.1		
Total		816	100.0		

**MAX14 The work assigned to my child challenges him or her.**

		Frequency	Percent	Valid Percent	Cumulative Percent
Valid	4 Almost All of the Time	407	49.9	50.1	50.1
	3 A Majority of the Time	318	39.0	39.1	89.2
	2 Some of the Time	79	9.7	9.7	98.9
	1 Almost Never	9	1.1	1.1	100.0
	Total	813	99.6	100.0	
Missing	System	3	.4		
Total		816	100.0		

**MAX15 I feel that my child is learning from his or her teacher.**

		Frequency	Percent	Valid Percent	Cumulative Percent
Valid	4 Almost All of the Time	587	71.9	72.2	72.2
	3 A Majority of the Time	193	23.7	23.7	95.9
	2 Some of the Time	31	3.8	3.8	99.8
	1 Almost Never	2	.2	.2	100.0
	Total	813	99.6	100.0	
Missing	System	3	.4		
Total		816	100.0		

**MAX16 If my child needs extra help, it is offered at this school.**

		Frequency	Percent	Valid Percent	Cumulative Percent
Valid	4 Almost All of the Time	503	61.6	62.8	62.8
	3 A Majority of the Time	219	26.8	27.3	90.1
	2 Some of the Time	66	8.1	8.2	98.4
	1 Almost Never	13	1.6	1.6	100.0
	Total	801	98.2	100.0	
Missing	System	15	1.8		
Total		816	100.0		

**MAX17 There is sufficient focus on academics in my child's school.**

		Frequency	Percent	Valid Percent	Cumulative Percent
Valid	4 Almost All of the Time	604	74.0	74.3	74.3
	3 A Majority of the Time	170	20.8	20.9	95.2
	2 Some of the Time	33	4.0	4.1	99.3
	1 Almost Never	6	.7	.7	100.0
	Total	813	99.6	100.0	
Missing	System	3	.4		
Total		816	100.0		

**ACH18 What my child is learning in school is important.**

		Frequency	Percent	Valid Percent	Cumulative Percent
Valid	4 Almost All of the Time	639	78.3	78.8	78.8
	3 A Majority of the Time	160	19.6	19.7	98.5
	2 Some of the Time	10	1.2	1.2	99.8
	1 Almost Never	2	.2	.2	100.0
	Total	811	99.4	100.0	
Missing	System	5	.6		
Total		816	100.0		

**ACH19 I am satisfied with the curriculum at my child's school.**

		Frequency	Percent	Valid Percent	Cumulative Percent
Valid	4 Almost All of the Time	529	64.8	65.2	65.2
	3 A Majority of the Time	233	28.6	28.7	94.0
	2 Some of the Time	44	5.4	5.4	99.4
	1 Almost Never	5	.6	.6	100.0
	Total	811	99.4	100.0	
Missing	System	5	.6		
Total		816	100.0		

**ACH20 School is preparing my child to be successful in life.**

		Frequency	Percent	Valid Percent	Cumulative Percent
Valid	4 Almost All of the Time	542	66.4	66.8	66.8
	3 A Majority of the Time	233	28.6	28.7	95.6
	2 Some of the Time	32	3.9	3.9	99.5
	1 Almost Never	4	.5	.5	100.0
	Total	811	99.4	100.0	
Missing	System	5	.6		
Total		816	100.0		



**ACH21 I am satisfied with the instruction at my child's school.**

		Frequency	Percent	Valid Percent	Cumulative Percent
Valid	4 Almost All of the Time	521	63.8	64.2	64.2
	3 A Majority of the Time	247	30.3	30.4	94.6
	2 Some of the Time	38	4.7	4.7	99.3
	1 Almost Never	6	.7	.7	100.0
	Total	812	99.5	100.0	
Missing	System	4	.5		
Total		816	100.0		

**ACH22 Teachers inform me of my child's progress in class.**

		Frequency	Percent	Valid Percent	Cumulative Percent
Valid	4 Almost All of the Time	502	61.5	62.1	62.1
	3 A Majority of the Time	225	27.6	27.8	89.9
	2 Some of the Time	67	8.2	8.3	98.1
	1 Almost Never	15	1.8	1.9	100.0
	Total	809	99.1	100.0	
Missing	System	7	.9		
Total		816	100.0		

**PAR23 If I have questions, the staff at this school will answer them.**

		Frequency	Percent	Valid Percent	Cumulative Percent
Valid	4 Almost All of the Time	669	82.0	82.4	82.4
	3 A Majority of the Time	119	14.6	14.7	97.0
	2 Some of the Time	23	2.8	2.8	99.9
	1 Almost Never	1	.1	.1	100.0
	Total	812	99.5	100.0	
Missing	System	4	.5		
Total		816	100.0		

**PAR24 Staff at the school keep me well informed.**

		Frequency	Percent	Valid Percent	Cumulative Percent
Valid	4 Almost All of the Time	481	58.9	59.3	59.3
	3 A Majority of the Time	259	31.7	31.9	91.2
	2 Some of the Time	61	7.5	7.5	98.8
	1 Almost Never	10	1.2	1.2	100.0
	Total	811	99.4	100.0	
Missing	System	5	.6		
Total		816	100.0		

**PAR25 I am provided opportunities to become involved in the school.**

		Frequency	Percent	Valid Percent	Cumulative Percent
Valid	4 Almost All of the Time	629	77.1	77.7	77.7
	3 A Majority of the Time	152	18.6	18.8	96.4
	2 Some of the Time	25	3.1	3.1	99.5
	1 Almost Never	4	.5	.5	100.0
	Total	810	99.3	100.0	
Missing	System	6	.7		
Total		816	100.0		

**PAR26 I think parent/teacher conferences are important.**

		Frequency	Percent	Valid Percent	Cumulative Percent
Valid	4 Almost All of the Time	784	96.1	96.6	96.6
	3 A Majority of the Time	21	2.6	2.6	99.1
	2 Some of the Time	5	.6	.6	99.8
	1 Almost Never	2	.2	.2	100.0
	Total	812	99.5	100.0	
Missing	System	4	.5		
Total		816	100.0		

**PAR27 If my child is having problems I can talk to his or her teacher.**

		Frequency	Percent	Valid Percent	Cumulative Percent
Valid	4 Almost All of the Time	713	87.4	87.8	87.8
	3 A Majority of the Time	77	9.4	9.5	97.3
	2 Some of the Time	19	2.3	2.3	99.6
	1 Almost Never	3	.4	.4	100.0
	Total	812	99.5	100.0	
Missing	System	4	.5		
Total		816	100.0		

**LEAD28 Teachers at this school want the school to be the best.**

		Frequency	Percent	Valid Percent	Cumulative Percent
Valid	4 Almost All of the Time	623	76.3	77.3	77.3
	3 A Majority of the Time	159	19.5	19.7	97.0
	2 Some of the Time	20	2.5	2.5	99.5
	1 Almost Never	4	.5	.5	100.0
	Total	806	98.8	100.0	
Missing	System	10	1.2		
Total		816	100.0		

**LEAD29 The principal does a good job.**

		Frequency	Percent	Valid Percent	Cumulative Percent
Valid	4 Almost All of the Time	624	76.5	77.6	77.6
	3 A Majority of the Time	151	18.5	18.8	96.4
	2 Some of the Time	22	2.7	2.7	99.1
	1 Almost Never	7	.9	.9	100.0
	Total	804	98.5	100.0	
Missing	System	12	1.5		
Total		816	100.0		

**LEAD30 When I have concerns about my child, I can get them resolved.**

		Frequency	Percent	Valid Percent	Cumulative Percent
Valid	4 Almost All of the Time	576	70.6	71.2	71.2
	3 A Majority of the Time	184	22.5	22.7	93.9
	2 Some of the Time	43	5.3	5.3	99.3
	1 Almost Never	6	.7	.7	100.0
	Total	809	99.1	100.0	
Missing	System	7	.9		
Total		816	100.0		

**LEAD31 The principal cares about the school.**

		Frequency	Percent	Valid Percent	Cumulative Percent
Valid	4 Almost All of the Time	683	83.7	84.8	84.8
	3 A Majority of the Time	105	12.9	13.0	97.9
	2 Some of the Time	16	2.0	2.0	99.9
	1 Almost Never	1	.1	.1	100.0
	Total	805	98.7	100.0	
Missing	System	11	1.3		
Total		816	100.0		

**LEAD32 I can talk with the principal when I have suggestions, questions or concerns.**

		Frequency	Percent	Valid Percent	Cumulative Percent
Valid	4 Almost All of the Time	584	71.6	73.6	73.6
	3 A Majority of the Time	159	19.5	20.0	93.6
	2 Some of the Time	38	4.7	4.8	98.4
	1 Almost Never	13	1.6	1.6	100.0
	Total	794	97.3	100.0	
Missing	System	22	2.7		
Total		816	100.0		

**LEAD33 I would like to see stricter rules at my child's school.**

		Frequency	Percent	Valid Percent	Cumulative Percent
Valid	2 No	681	83.5	85.2	85.2
	1 Yes	118	14.5	14.8	100.0
	Total	799	97.9	100.0	
Missing	System	17	2.1		
Total		816	100.0		

**LEAD34 My child reads well for the grade he or she is in.**

		Frequency	Percent	Valid Percent	Cumulative Percent
Valid	2 Yes	706	86.5	87.9	87.9
	1 No	97	11.9	12.1	100.0
	Total	803	98.4	100.0	
Missing	System	13	1.6		
Total		816	100.0		

**LEAD35 My child does math problems well for the grade he or she is in.**

		Frequency	Percent	Valid Percent	Cumulative Percent
Valid	2 Yes	720	88.2	89.2	89.2
	1 No	87	10.7	10.8	100.0
	Total	807	98.9	100.0	
Missing	System	9	1.1		
Total		816	100.0		

**LEAD36 My child writes well for the grade he or she is in.**

		Frequency	Percent	Valid Percent	Cumulative Percent
Valid	2 Yes	679	83.2	84.1	84.1
	1 No	128	15.7	15.9	100.0
	Total	807	98.9	100.0	
Missing	System	9	1.1		
Total		816	100.0		

**LEAD37 I am satisfied with the quality of the reports I receive from the school concerning my child's progress.**

		Frequency	Percent	Valid Percent	Cumulative Percent
Valid	2 Yes	728	89.2	90.2	90.2
	1 No	79	9.7	9.8	100.0
	Total	807	98.9	100.0	
Missing	System	9	1.1		
Total		816	100.0		

GRADENUM If I were to assign a letter grade to my child's school, it would be:

		Frequency	Percent	Valid Percent	Cumulative Percent
Valid	5.00 A	556	68.1	69.3	69.3
	4.00 B	206	25.2	25.7	95.0
	3.00 C	35	4.3	4.4	99.4
	2.00 D	5	.6	.6	100.0
	Total	802	98.3	100.0	
Missing	System	14	1.7		
Total		816	100.0		

## Secondary Parent Climate Survey Spring 2003

### ENV01 My child is treated with respect at school.

		Frequency	Percent	Valid Percent	Cumulative Percent
Valid	4 Almost all of the time	392	52.1	52.4	52.4
	3 A Majority of the Time	293	39.0	39.2	91.6
	2 Some of the Time	58	7.7	7.8	99.3
	1 Almost Never	5	.7	.7	100.0
	Total	748	99.5	100.0	
Missing	System	4	.5		
Total		752	100.0		

### ENV02 My child likes his or her school.

		Frequency	Percent	Valid Percent	Cumulative Percent
Valid	4 Almost all of the time	381	50.7	50.9	50.9
	3 A Majority of the Time	291	38.7	38.9	89.7
	2 Some of the Time	69	9.2	9.2	98.9
	1 Almost Never	8	1.1	1.1	100.0
	Total	749	99.6	100.0	
Missing	System	3	.4		
Total		752	100.0		

### ENV03 The students at my child's school care about each other.

		Frequency	Percent	Valid Percent	Cumulative Percent
Valid	4 Almost all of the time	108	14.4	14.5	14.5
	3 A Majority of the Time	386	51.3	51.8	66.3
	2 Some of the Time	229	30.5	30.7	97.0
	1 Almost Never	22	2.9	3.0	100.0
	Total	745	99.1	100.0	
Missing	System	7	.9		
Total		752	100.0		

### ENV04 Students at my child's school respect each other's property.

		Frequency	Percent	Valid Percent	Cumulative Percent
Valid	4 Almost all of the time	112	14.9	15.0	15.0
	3 A Majority of the Time	374	49.7	50.1	65.1
	2 Some of the Time	232	30.9	31.1	96.1
	1 Almost Never	29	3.9	3.9	100.0
	Total	747	99.3	100.0	
Missing	System	5	.7		
Total		752	100.0		

**SAF05 My child is safe at school.**

		Frequency	Percent	Valid Percent	Cumulative Percent
Valid	4 Almost all of the time	476	63.3	63.4	63.4
	3 A Majority of the Time	252	33.5	33.6	96.9
	2 Some of the Time	20	2.7	2.7	99.6
	1 Almost Never	3	.4	.4	100.0
	Total	751	99.9	100.0	
Missing	System	1	.1		
Total		752	100.0		

**SAF06 I agree with the school's rules.**

		Frequency	Percent	Valid Percent	Cumulative Percent
Valid	4 Almost all of the time	443	58.9	59.0	59.0
	3 A Majority of the Time	258	34.3	34.4	93.3
	2 Some of the Time	46	6.1	6.1	99.5
	1 Almost Never	4	.5	.5	100.0
	Total	751	99.9	100.0	
Missing	System	1	.1		
Total		752	100.0		

**SAF07 My child is safe on the way to and from school.**

		Frequency	Percent	Valid Percent	Cumulative Percent
Valid	4 Almost all of the time	485	64.5	64.8	64.8
	3 A Majority of the Time	236	31.4	31.5	96.3
	2 Some of the Time	23	3.1	3.1	99.3
	1 Almost Never	5	.7	.7	100.0
	Total	749	99.6	100.0	
Missing	System	3	.4		
Total		752	100.0		

**SAF08 The rules are followed by the students at this school.**

		Frequency	Percent	Valid Percent	Cumulative Percent
Valid	4 Almost all of the time	157	20.9	21.2	21.2
	3 A Majority of the Time	454	60.4	61.3	82.5
	2 Some of the Time	124	16.5	16.7	99.2
	1 Almost Never	6	.8	.8	100.0
	Total	741	98.5	100.0	
Missing	System	11	1.5		
Total		752	100.0		

**SAF09 This school is concerned with safety.**

		Frequency	Percent	Valid Percent	Cumulative Percent
Valid	4 Almost all of the time	524	69.7	70.1	70.1
	3 A Majority of the Time	197	26.2	26.4	96.5
	2 Some of the Time	23	3.1	3.1	99.6
	1 Almost Never	3	.4	.4	100.0
	Total	747	99.3	100.0	
Missing	System	5	.7		
Total		752	100.0		

**DIS10 My child understands the consequences of his or her actions.**

		Frequency	Percent	Valid Percent	Cumulative Percent
Valid	4 Almost all of the time	564	75.0	75.2	75.2
	3 A Majority of the Time	167	22.2	22.3	97.5
	2 Some of the Time	15	2.0	2.0	99.5
	1 Almost Never	4	.5	.5	100.0
	Total	750	99.7	100.0	
Missing	System	2	.3		
Total		752	100.0		

**DIS11 Teachers do a good job of preventing students from misbehaving.**

		Frequency	Percent	Valid Percent	Cumulative Percent
Valid	4 Almost all of the time	273	36.3	36.5	36.5
	3 A Majority of the Time	389	51.7	52.0	88.5
	2 Some of the Time	80	10.6	10.7	99.2
	1 Almost Never	6	.8	.8	100.0
	Total	748	99.5	100.0	
Missing	System	4	.5		
Total		752	100.0		

**DIS12 There are fights at my child's school.**

		Frequency	Percent	Valid Percent	Cumulative Percent
Valid	4 Almost Never	406	54.0	55.4	55.4
	3 Some of the Time	289	38.4	39.4	94.8
	2 Majority of the Time	22	2.9	3.0	97.8
	1 Almost all of the Time	16	2.1	2.2	100.0
	Total	733	97.5	100.0	
Missing	System	19	2.5		
Total		752	100.0		



**DIS13 Teachers are fair when dealing with students who misbehave.**

		Frequency	Percent	Valid Percent	Cumulative Percent
Valid	4 Almost all of the time	227	30.2	30.8	30.8
	3 A Majority of the Time	389	51.7	52.8	83.6
	2 Some of the Time	103	13.7	14.0	97.6
	1 Almost Never	18	2.4	2.4	100.0
	Total	737	98.0	100.0	
Missing	System	15	2.0		
Total		752	100.0		

**DIS14 There is trouble at my child's school.**

		Frequency	Percent	Valid Percent	Cumulative Percent
Valid	4 Almost Never	453	60.2	61.5	61.5
	3 Some of the Time	248	33.0	33.7	95.2
	2 Majority of the Time	21	2.8	2.9	98.1
	1 Almost all of the Time	14	1.9	1.9	100.0
	Total	736	97.9	100.0	
Missing	System	16	2.1		
Total		752	100.0		

**MAX15 The work assigned to my child challenges him or her.**

		Frequency	Percent	Valid Percent	Cumulative Percent
Valid	4 Almost all of the time	280	37.2	37.2	37.2
	3 A Majority of the Time	350	46.5	46.5	83.8
	2 Some of the Time	109	14.5	14.5	98.3
	1 Almost Never	13	1.7	1.7	100.0
	Total	752	100.0	100.0	

**MAX16 I feel that my child is learning from his or her teacher.**

		Frequency	Percent	Valid Percent	Cumulative Percent
Valid	4 Almost all of the time	337	44.8	44.8	44.8
	3 A Majority of the Time	345	45.9	45.9	90.7
	2 Some of the Time	65	8.6	8.6	99.3
	1 Almost Never	5	.7	.7	100.0
	Total	752	100.0	100.0	

**MAX17 If my child needs extra help, it is offered at this school.**

		Frequency	Percent	Valid Percent	Cumulative Percent
Valid	4 Almost all of the time	379	50.4	50.6	50.6
	3 A Majority of the Time	270	35.9	36.0	86.6
	2 Some of the Time	85	11.3	11.3	98.0
	1 Almost Never	15	2.0	2.0	100.0
	Total	749	99.6	100.0	
Missing	System	3	.4		
Total		752	100.0		

**MAX18 There are sufficient academic opportunities available in my child's school.**

		Frequency	Percent	Valid Percent	Cumulative Percent
Valid	4 Almost all of the time	435	57.8	58.0	58.0
	3 A Majority of the Time	256	34.0	34.1	92.1
	2 Some of the Time	53	7.0	7.1	99.2
	1 Almost Never	6	.8	.8	100.0
	Total	750	99.7	100.0	
Missing	System	2	.3		
Total		752	100.0		

**ACH19 What my child is learning in school is important.**

		Frequency	Percent	Valid Percent	Cumulative Percent
Valid	4 Almost all of the time	432	57.4	57.6	57.6
	3 A Majority of the Time	281	37.4	37.5	95.1
	2 Some of the Time	34	4.5	4.5	99.6
	1 Almost Never	3	.4	.4	100.0
	Total	750	99.7	100.0	
Missing	System	2	.3		
Total		752	100.0		

**ACH20 I am satisfied with the curriculum at my child's school.**

		Frequency	Percent	Valid Percent	Cumulative Percent
Valid	4 Almost all of the time	377	50.1	50.3	50.3
	3 A Majority of the Time	314	41.8	41.9	92.3
	2 Some of the Time	53	7.0	7.1	99.3
	1 Almost Never	5	.7	.7	100.0
	Total	749	99.6	100.0	
Missing	System	3	.4		
Total		752	100.0		

*lcr.*

**ACH21 School is preparing my child to be successful in life.**

		Frequency	Percent	Valid Percent	Cumulative Percent
Valid	4 Almost all of the time	342	45.5	45.8	45.8
	3 A Majority of the Time	325	43.2	43.6	89.4
	2 Some of the Time	71	9.4	9.5	98.9
	1 Almost Never	8	1.1	1.1	100.0
	Total	746	99.2	100.0	
Missing	System	6	.8		
Total		752	100.0		

**ACH22 I am satisfied with the instruction at my child's school.**

		Frequency	Percent	Valid Percent	Cumulative Percent
Valid	4 Almost all of the time	315	41.9	42.5	42.5
	3 A Majority of the Time	346	46.0	46.6	89.1
	2 Some of the Time	73	9.7	9.8	98.9
	1 Almost Never	8	1.1	1.1	100.0
	Total	742	98.7	100.0	
Missing	System	10	1.3		
Total		752	100.0		

**ACH23 Teachers inform me of my child's progress in class.**

		Frequency	Percent	Valid Percent	Cumulative Percent
Valid	4 Almost all of the time	308	41.0	41.2	41.2
	3 A Majority of the Time	244	32.4	32.6	73.8
	2 Some of the Time	151	20.1	20.2	94.0
	1 Almost Never	45	6.0	6.0	100.0
	Total	748	99.5	100.0	
Missing	System	4	.5		
Total		752	100.0		

**PAR24 If I have questions, the staff at this school will answer them.**

		Frequency	Percent	Valid Percent	Cumulative Percent
Valid	4 Almost all of the time	473	62.9	63.2	63.2
	3 A Majority of the Time	223	29.7	29.8	93.0
	2 Some of the Time	46	6.1	6.1	99.2
	1 Almost Never	6	.8	.8	100.0
	Total	748	99.5	100.0	
Missing	System	4	.5		
Total		752	100.0		

**PAR25 Staff at the school keep me well informed.**

		Frequency	Percent	Valid Percent	Cumulative Percent
Valid	4 Almost all of the time	312	41.5	41.8	41.8
	3 A Majority of the Time	277	36.8	37.1	79.0
	2 Some of the Time	120	16.0	16.1	95.0
	1 Almost Never	37	4.9	5.0	100.0
	Total	746	99.2	100.0	
Missing	System	6	.8		
Total		752	100.0		

**PAR26 I am provided opportunities to become involved in the school.**

		Frequency	Percent	Valid Percent	Cumulative Percent
Valid	4 Almost all of the time	371	49.3	50.1	50.1
	3 A Majority of the Time	244	32.4	33.0	83.1
	2 Some of the Time	97	12.9	13.1	96.2
	1 Almost Never	28	3.7	3.8	100.0
	Total	740	98.4	100.0	
Missing	System	12	1.6		
Total		752	100.0		

**PAR27 I think parent/teacher conferences are important.**

		Frequency	Percent	Valid Percent	Cumulative Percent
Valid	4 Almost all of the time	588	78.2	79.1	79.1
	3 A Majority of the Time	109	14.5	14.7	93.8
	2 Some of the Time	39	5.2	5.2	99.1
	1 Almost Never	7	.9	.9	100.0
	Total	743	98.8	100.0	
Missing	System	9	1.2		
Total		752	100.0		

**PAR28 If my child is having problems I can talk to his or her teacher.**

		Frequency	Percent	Valid Percent	Cumulative Percent
Valid	4 Almost all of the time	502	66.8	67.3	67.3
	3 A Majority of the Time	189	25.1	25.3	92.6
	2 Some of the Time	43	5.7	5.8	98.4
	1 Almost Never	12	1.6	1.6	100.0
	Total	746	99.2	100.0	
Missing	System	6	.8		
Total		752	100.0		

**LEAD29 Teachers at this school want the school to be the best.**

		Frequency	Percent	Valid Percent	Cumulative Percent
Valid	4 Almost all of the time	410	54.5	55.6	55.6
	3 A Majority of the Time	280	37.2	37.9	93.5
	2 Some of the Time	40	5.3	5.4	98.9
	1 Almost Never	8	1.1	1.1	100.0
	Total	738	98.1	100.0	
Missing	System	14	1.9		
Total		752	100.0		

**LEAD30 The principal and assistant principals do a good job.**

		Frequency	Percent	Valid Percent	Cumulative Percent
Valid	4 Almost all of the time	426	56.6	57.3	57.3
	3 A Majority of the Time	262	34.8	35.3	92.6
	2 Some of the Time	44	5.9	5.9	98.5
	1 Almost Never	11	1.5	1.5	100.0
	Total	743	98.8	100.0	
Missing	System	9	1.2		
Total		752	100.0		

**LEAD31 When I have concerns about my child, I can get them resolved.**

		Frequency	Percent	Valid Percent	Cumulative Percent
Valid	4 Almost all of the time	413	54.9	55.6	55.6
	3 A Majority of the Time	254	33.8	34.2	89.8
	2 Some of the Time	65	8.6	8.7	98.5
	1 Almost Never	11	1.5	1.5	100.0
	Total	743	98.8	100.0	
Missing	System	9	1.2		
Total		752	100.0		

**LEAD32 The principal and assistant principals care about the school.**

		Frequency	Percent	Valid Percent	Cumulative Percent
Valid	4 Almost all of the time	531	70.6	71.8	71.8
	3 A Majority of the Time	178	23.7	24.1	95.8
	2 Some of the Time	25	3.3	3.4	99.2
	1 Almost Never	6	.8	.8	100.0
	Total	740	98.4	100.0	
Missing	System	12	1.6		
Total		752	100.0		

**LEAD33 The principal and assistant principals listen to my suggestions, questions or concerns.**

		Frequency	Percent	Valid Percent	Cumulative Percent
Valid	4 Almost all of the time	380	50.5	53.9	53.9
	3 A Majority of the Time	222	29.5	31.5	85.4
	2 Some of the Time	78	10.4	11.1	96.5
	1 Almost Never	25	3.3	3.5	100.0
	Total	705	93.8	100.0	
Missing	System	47	6.3		
Total		752	100.0		

**LEAD34 I would like to see stricter rules at my child's school.**

		Frequency	Percent	Valid Percent	Cumulative Percent
Valid	2 Yes	557	74.1	75.7	75.7
	1 No	179	23.8	24.3	100.0
	Total	736	97.9	100.0	
Missing	System	16	2.1		
Total		752	100.0		

**LEAD35 My child reads well for the grade he or she is in.**

		Frequency	Percent	Valid Percent	Cumulative Percent
Valid	2 Yes	634	84.3	85.0	85.0
	1 No	112	14.9	15.0	100.0
	Total	746	99.2	100.0	
Missing	System	6	.8		
Total		752	100.0		

**LEAD36 My child does math problems well for the grade he or she is in.**

		Frequency	Percent	Valid Percent	Cumulative Percent
Valid	2 Yes	631	83.9	84.5	84.5
	1 No	116	15.4	15.5	100.0
	Total	747	99.3	100.0	
Missing	System	5	.7		
Total		752	100.0		

**LEAD37 My child writes well for the grade he or she is in.**

		Frequency	Percent	Valid Percent	Cumulative Percent
Valid	2 Yes	583	77.5	78.2	78.2
	1 No	163	21.7	21.8	100.0
	Total	746	99.2	100.0	
Missing	System	6	.8		
Total		752	100.0		

**LEAD38 I am satisfied with the quality of the reports I receive from the school concerning my child's progress.**

		Frequency	Percent	Valid Percent	Cumulative Percent
Valid	2 Yes	622	82.7	83.5	83.5
	1 No	123	16.4	16.5	100.0
	Total	745	99.1	100.0	
Missing	System	7	.9		
Total		752	100.0		

**GRADENUM If I were to assign a letter grade to my child's school, it would be:**

		Frequency	Percent	Valid Percent	Cumulative Percent
Valid	5.00 A	368	48.9	49.6	49.6
	4.00 B	302	40.2	40.7	90.3
	3.00 C	60	8.0	8.1	98.4
	2.00 D	10	1.3	1.3	99.7
	1.00 F	2	.3	.3	100.0
	Total	742	98.7	100.0	
Missing	System	10	1.3		
Total		752	100.0		

## AGENDA SUMMARY SHEET

**AGENDA ITEM:** Report on Construction Projects

**MEETING DATE:** April 21, 2003

**DEPARTMENT:** Business

**TITLE & BRIEF DESCRIPTION:** Report on Construction Projects – A report on the progress of the HVAC projects at North and South High Schools and other projects in the District.

**ACTION DESIRED:** Approval \_\_\_ Discussion \_\_\_ Information Only x

**BACKGROUND:** Dave Finney (Siemens), the project manager for the MNHS & MSHS HVAC projects will be at the board meeting to report on the progress of the projects. Ed Rockwell will also be present to discuss: (1) CMS storm drain project, (2) CMS roofing project, (3) the MSHS gym floor, and (4) fire code compliance issues.

**OPTIONS AND ALTERNATIVES:** n/a

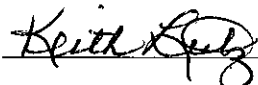
**RECOMMENDATION:** n/a

**STRATEGIC PLAN REFERENCE:** n/a

**IMPLICATIONS OF ADOPTION/REJECTION:** n/a

**TIMELINE:** n/a

**RESPONSIBLE PERSON:** Ken Fossen (Assoc. Supt), Dave Finney (Siemens Project Manager), and Ed Rockwell (MPS Projects Manager)

**SUPERINTENDENT'S APPROVAL:**  \_\_\_\_\_



**AGENDA SUMMARY SHEET**

**AGENDA ITEM:** Investment Report

**MEETING DATE:** April 21, 2003

**DEPARTMENT:** Business

**TITLE & BRIEF DESCRIPTION:** Investment Report – A report of the current investments and investment practices of the district.

**ACTION DESIRED:** Approval \_\_\_ Discussion \_\_\_ Information Only x

**BACKGROUND:** Attached is the Quarterly Investment Report for the period ending March 31, 2003.

**OPTIONS AND ALTERNATIVES:** n/a


**RECOMMENDATION:** n/a

**STRATEGIC PLAN REFERENCE:** n/a

**IMPLICATIONS OF ADOPTION/REJECTION:** n/a

**TIMELINE:** n/a

**RESPONSIBLE PERSON:** Chris Hughes (Accounting Manager) & Ken Fossen (Assoc. Supt.)

**SUPERINTENDENT'S APPROVAL:**  \_\_\_\_\_

Millard Public Schools  
Investment of Funds  
March 31, 2003

**Nebraska School District Liquid Asset Fund**

The Millard Public Schools utilizes the Nebraska School District Liquid Asset Fund (referred to as either NSDLAF or CADRE, the financial services firm which manages the fund) for day-to-day investing. NSDLAF was established in 1988. The fund is offered exclusively to Nebraska school districts, educational service units, and technical community colleges. The fund's objective is to allow school districts to pool their dollars for investment. The fund invests in items permitted by Nebraska law (i.e. repurchase agreements, U.S. Government Agency Obligations, U.S. Treasury Bills and Certificates of Deposit).

MPS maintains two liquid accounts that can be accessed daily. The General Fund, Food Service Fund, Administrative Activity Fund, Special Building Fund, Bond Fund, Depreciation Fund, Construction Fund and Employee Benefit Fund utilize one account. This account is used throughout the month as taxes, state aid, etc. are received and as bills or payroll are paid. The other account is utilized by the various middle schools. As of March 31, 2003, the 7-day current yield for these accounts was 0.87%. MPS can also utilize long term fixed investments (examples: 30, 60, 90 day US Government Securities).

**Sweep Account for General Checking Account**

Each day, any balance remaining in the District's main checking account above the level necessary to avoid service charges is invested in either U.S. Government agency backed repurchase agreements (amounts under \$25,000) or commercial paper notes (amounts over \$25,000). The interest rate for the sweep account is currently 0.75%.

**Bond Fund Trust Account at First National Bank of Omaha**

Taxes and other revenues received for the repayment of bond principal and interest are invested through the trust department at First National Bank of Omaha. The funds are invested in U.S. Treasury Bills, individual U.S. Government Agency backed securities, or a money market account which invests in U.S. Government backed agency securities, based on the funds available, the time line until the next debt service payment, and the available yields. The trust account balance as of March 31, 2003 was \$5,576,347.21.

**AGENDA SUMMARY SHEET**

**AGENDA ITEM:**

**MEETING DATE:** April 21, 2003

**DEPARTMENT:** Office of the Superintendent

**TITLE AND BRIEF:** Millard Public Schools Foundation Classroom Grants.  
**DESCRIPTION:**

**ACTION DESIRED:** Information

**BACKGROUND:** The Millard Public Schools Foundation has announced the winners for this years classroom grants. The grand total for this year is in the amount of \$140,458. This year also marked a record in the number of requests totaling \$351,910.00. The enclosure lists those who were successful in their grant request, name of school, and a description of the grant. The grant recipients will be recognized at the annual Foundation banquet on May 9, 2003.

**OPTIONS/ALTERNATIVE CONSIDERATIONS:** NA

**RECOMMENDATIONS:** NA

**STRATEGIC PLAN REFERENCE:** NA

**IMPLICATIONS OF ADOPTION OR REJECTION:** NA

**TIME LINE:**

**PERSONS RESPONSIBLE:** Dr. Keith Lutz

**SUPERINTENDENT'S APPROVAL:** \_\_\_\_\_

*Keith Lutz*

# Millard Public Schools Foundation Summaries of Classroom Grants 2003

## Sharing the Stage with "ELMO"

Building: Aldrich Elementary  
Applicants: Michele Leibrock Susan Schneider  
Dianne Vanourney Joyce Pawlenty

First, second, third, and fourth grade teachers and students will extend the Six-Trait Writing Model currently applied by Millard Public Schools to the Six-Trait + 1 model. The + 1 is defined as the PRESENTATION trait that exhibits both verbal and visual elements. The structure of the presentation trait will promote using the language of the traits consistently across grade levels and create an integrated picture of what good writing looks like.

## Reading on Grade Level for Everyone!

Building: Black Elk Elementary  
Applicants: Annette Markin

If a doctor walked into an operating room and said, "I am not sure how to help you, so we'll just start operating until something helps," you would bolt from that room and find another physician.

Sometimes, this is the approach a teacher may use in helping children to read. Learning to read is paramount for lifelong success. The use of "leveled text" to diagnose a child's development guides a teacher in supporting and challenging each individual. Increasing our supply of leveled texts will enable us to meet the needs of our children throughout the school year.

## Hands Across Nebraska

Building: Black Elk Elementary  
Applicants: Patricia Gedbaw

The intent of this project is to add a low-water output irrigation system to our outdoor classroom reflecting the Native American Hoop of the World. The area will provide a natural setting for the study of Native American and pioneer culture and the contributions of these two groups to the settling of Nebraska.

This area will allow students to practice State Social Studies and Science Standards, and will provide students in all grade levels with an opportunity to learn to care for the

environment as well as provide opportunities for increasing the multicultural awareness of our families and community.

### **Interactive Family Fun Nights**

Building: Black Elk Elementary  
Applicants: Barbara Sheppard

It is our intent to use funds from this grant to increase parent and family involvement in our school community. We will use funds from this grant to subsidize school family fun nights. Interactive Family Fun Nights themes will include activities integrated into the existing curriculum areas of technology, math, art, and language arts.

### **Sail into Successful Reading**

Building: Bryan Elementary  
Applicants: Trish Scalise

Research has shown that communication through visual images is probably the most efficient means of conveying meaning. Sail into Successful Reading will furnish new titles for our book room that focus on visual communication. The project will allow teachers to...provided specific skill instruction for 1<sup>st</sup>-5<sup>th</sup> grade guided reading groups; focus on explicit reading skills/strategies and critical thinking skills while using specific text forms. The project will enable students to... gain information from short books with one focus. Through this instruction children will have greater opportunities to reach their learning potential and become independent life-long learners.

### **The 3:30 Club: Studying for Success**

Building: Bryan Elementary  
Applicants: Mary Kok-DeVries

The intent of our project is to provide an after school study center for grades 3 – 5. This will be a structured setting for students to receive assistance with homework and to develop study skills. The needs of all students will be met with differentiated instruction and strategies. Students will receive assistance from professional educators and volunteers for three hours per week.

## **Learning Bags**

Building: Bryan Elementary  
Applicants: Casey Kavan

The intent of this project is to provide additional learning opportunities for children and parents at home. This project will help students to continue working on their math and reading skills they are developing in the classroom and to help parents to interact with their children in a leaning capacity. Parents will have these opportunities to observe examples of quality learning strategies that they will hopefully continue to use at home. This project should help in developing a good relationship between school and home in the first year at school.

## **Listen to the Children**

Building: Bryan Elementary  
Applicants: Carol Shaw

The intent of this project is to provide an acoustical system for both large and small group presentations. The system would provide positive presentation experiences for all grade levels. It will facilitate students, families, and community members to develop improved listening and speaking skills and could be shared with PAYBAC Partners.

## **Willa's Wonderful Writers**

Building: Cather Elementary  
Applicants: Polly Rodenbiker

Writing is an integral part of each child's educational success. Within the classroom setting, there are many chances to write, but not many opportunities to share what has been written. A publishing center would enable students the chance to write, edit, publish and then share their written work with the help of parent volunteers. Through this activity, writing and reading skills will increase, and student enthusiasm for writing will grow. The children will be given a chance to publish original writing. Our school will be enriched through the opportunity for students and parents to work side-by-side in the "Willa's Wonderful Writers" publishing center.

## **Cody K.I.D.S. (Kids Involved in Developing Study Skills) Center**

Building: Cody Elementary  
Applicants: Jim Gates  
Kim Mikos  
Julie Sparks

This project will meet the needs of students not mastering the Essential Learner Outcomes. It will afford high ability learners the opportunity to excel. Students will be provided after-school study time for 3-5 hours per week with assistance from volunteers and paid professional educators.

### **Read Me a Math Book (Skill Boxes)**

Building: Cody Elementary  
Applicants: Sara Collins  
Leanne Manley

In 1994, the Millard Public Schools Foundation funded the creation of 45 math skill boxes that were designed for parent check-out. This project, Read Me a Math Book, has been proven to be a successful resource for the provision of extended learning opportunities for students and the development of home/school partnerships. The extensive use of these boxes necessitates replacement of some books and math manipulative. Activities need to be updated to match revised Essential Learner Outcomes.

### **Tunes for Teaching**

Building: Cody Elementary  
Applicants: Karen Benson

This project will easily allow live musical recordings to be made within the classroom. These recordings are directly recorded to CD-R or CD-RW. The recordings will be used for teacher assessment of student musical skills, student self-assessment of musical skills, and preserving student compositions and classroom performances.

### **Spell It Write**

Building: Ezra Millard Elementary  
Applicants: Kelly Kronfeld

Spell It Write will provide students with the opportunity to practice spelling, vocabulary words, and grammar concepts through a tactile-kinesthetic approach. This will enable us to better meet the needs of students who learn best through this modality.

## **B.E.A.T! Body Enrichment Activities through Teamwork**

Building: Ezra Millard Elementary  
Applicant: Matt Dykstra  
Devonye Mullins

B.E.A.T! is a project that has been designed to provide rhythmic movement experiences for all students of our school. This will be accomplished through a collaboration between music and physical education specialists. This grant will enable us to implement a variety of activities that will challenge each student to excel.

### **The “I” Instruction: I hear and I forget, I see and I remember, I do and I understand**

Building: Morton Elementary  
Applicant: Aimee Limongi

Research indicates that realistic experiences increase the depth and breadth of learning in young children. Students will have the opportunity to participate in direct instructional opportunities that reinforce real life experiences. Once a quarter, we will integrate a class wide study. Each quarter a topic relating to occupations, social communication or curriculum themes will be introduced. By engaging in this project, students will be motivated to be life long learners in the areas of communication, mathematics, readiness for work and citizenship. In addition, this project will improve expressive language skills in young children by broadening their personal and social experiences.

## **Take-Your-Parents-to-School Nights**

Building: Neihardt Elementary  
Applicant: Susan Johnson Denise Kersigo  
Lisa Masid Mary Grohmann  
Janet Jizba

Parents are integral members of the instructional team. It can be frustrating when they try to help their children with homework because methods and materials have changed since they were in school. These evenings are an opportunity for students to bring their parents to class and have the teacher actually demonstrate techniques for teaching and learning math, reading, and writing. Practice between parent and child occurs with the teacher present to monitor success, and both the parent and child have fun learning together. While this activity should impact student achievement, it will also increase community involvement and improve “customer relations.”



## **Practice Makes Perfect with Pocket Books**

Building: Rockwell Elementary  
Applicants: Nancy Borgum  
Janet Smutny

The Practice Makes Perfect with Pocket Books Program will “have a positive impact on parents as partners in learning,” according to Gay Su Pinnell, a renowned reading specialist from Ohio State University. We desire to introduce children to the proper care of books and the wonderment of learning about the world around them through a program of reading at home. Students will share their excitement about knowing how to read books by being able to take those books home and read them to their parents and grandparents. Increased parental support and motivation will inspire the children to become avid readers.

## **Using Differentiating Strategies to Reinforce Learning**

Building: Rockwell Elementary  
Applicants: Jeanne Sibbernsen  
John Becker

The intent of this project is to reinforce and provide extra practice in the Millard Essential Learner Outcomes (ELO's), while creating a partnership between parents and school, and differentiating for the needs of Kindergarten students.

## **Bookworm Bunch Book Club and Story Time**

Building: Rockwell Elementary  
Applicants: Linda Walters

“The single most important activity for building the knowledge required for eventual success in reading is reading aloud to children.” (Becoming a Nation of Readers)  
Because parents and family childcare providers are in a unique position to enhance the potential benefits of a child's early education, they will be invited to participate in a book club and attend a monthly story time at Rockwell Elementary Information Center. If they read to the children on an ongoing basis, they will be eligible to receive books to add to their home library. Preschool books will be available for checkout at story times.

## **Active Learning Involving Children's Literature in the P.E. Classroom**

Building: Rohwer Elementary  
Applicants: Nancy Vojtech

The intent of this project is to provide K-5<sup>th</sup> graders and special education students with opportunities for learning language arts skills and concepts through P.E. activities and children's literature. There are many connected relationships between the two subject matters and learning can be enhanced through this integration of materials and resources.

## **Beat the Heat and READ!**

Building: Sandoz Elementary  
Applicants: Tonya Dykstra

The overarching goal of this proposal is to enhance the reading abilities of our elementary students through participation in a summer reading program. Using group, peer, and individual teacher instruction, as well as parent involvement and the involvement of pre-service teachers, students will have the opportunity to engage in a wide variety of activities aimed at improving reading fluency, comprehension, and accuracy. This project will serve as a "bridge" for early readers by providing continuity of reading practice and instruction from one school year to the next. This program will also provide parents with tools for at-home reading instruction.

## **Art Abundant!**

Building: Sandoz Elementary  
Applicants: Christina Lebsack

The goal of this proposal is to create further artistic awareness and enhance the artistic abilities of our elementary students through participation in weekly art lessons. By employing a professional community member with artistic expertise, students will have the opportunity to engage in a variety of art activities including, but not limited to drawing, oil and water coloring, painting, collage making, lithography, calligraphy, or stenciling. This project will serve as a "bridge" for developing student artists by building on the student's education from the classroom setting.

## **Techno Pals**

Building: Willowdale Elementary  
Applicants: Paula Peal  
Linda Huryta

Techno Pals will give parents one-on-one quality time with their fourth and fifth grade child as part of a learning team. In a six-week series of classes, offered twice during the year, parents will learn what happens during the school day and how technology is used in the classroom. With their child, parents will do Internet searches; create a personal webpage, a PowerPoint presentation, and an Imovie. For parents, the learning experience will result in enhanced knowledge of how the computer can be integrated into their child's studies, as well as increased computer skills for both child and parent.

## **Preventing Regression – Summer School Tutoring for ESL Students**

Building: Willowdale Elementary  
Applicants: Cindy Wallace

This project will enable English as a Second Language students to receive English language instruction over the summer in order to prevent regression of skills that are currently in place. These skills include listening, speaking, reading, writing, critical thinking and vocabulary acquisition. This will aid in attaining the district's current goal that all students will meet or exceed the standards for academic skills and applications necessary for success at the primary, intermediate, middle and high school levels.

## **Creating A Design for Success**

Building: Andersen Middle School  
Applicants: Nancy Wilson

A before and after school laboratory experience will be developed to serve a two-fold purpose:

- 1) to give low ability learners or at-risk students an opportunity to meet their Family and Consumer Sciences class requirements
- 2) to provide the opportunity for high ability learners to go beyond class requirements in using advanced design techniques and challenging materials to complete advanced level garments, accessories, and home furnishings.

## **New Beginnings**

Building: Beadle Middle School  
Applicants: Candra Guenther  
Jeff Van Putten

With input from fifth grade teachers, the Beadle staff would identify thirty students we believe would be at risk in the transition process from elementary to middle school. Beadle staff and student emissaries would work with identified students during this opportunity through varied activities in order to assist with a successful transition. Participation during this experience will include activities focused on organizational skills, as well as appropriate middle level social skills while providing opportunities for learning about middle level expectations and routines. The New Beginnings opportunity would be held from July 28<sup>th</sup> through July 30<sup>th</sup> from 8:00 – 11:00 am.

## **Camp Cyclone**

Building: Central Middle School  
Applicants: Jim Sutfin  
Julie Terrell

Camp Cyclone will serve as a review of basic academic skills in the areas of math, reading, writing, science and social studies. It will also increase the percentage of students who successfully master the district Essential Learner Outcomes. In addition, it will reduce the anxiety level of selected incoming sixth graders and their parents and encourage early success at the start of the school year.

## **Cyclone Homework Club**

Building: Central Middle School  
Applicants: Cheryl Becker  
Molly Erickson  
Beth Balkus

This project will address some of the needs of at risk students and will help students not mastering the district's Essential Learner Outcomes (ELO's). The purpose of the project is to teach students life long study skills, which include organization, task prioritization, memorization, application and synthesis, and follow through with task completion. Students will be provided with supervised after school study time, three days a week. Professional educators will be paid to assist students with homework and studying for tests, and working on identified areas of deficiency such as math skills, reading comprehension and writing.

## **The “CRAFTY” Side of Learning**

Building: Central Middle Schools  
Applicants: Aline Jones  
Danya Linneman  
Rene McQuinn

The intent of this project is to use a crafts business to help prepare students for the world of work. Through the activities developed, students will learn to manage time, follow directions, work as a team to accomplish a task, demonstrate good work habits, problem solve, and accept and show responsibility for their work and themselves. These essential life skills are not just one piece of the instructional project, but also rather the focus of the project.

## **Practicing Life Skills through Teambuilding**

Building: Kiewit Middle School  
Applicants: Kelly Zezulak

The intent of this proposal is to bring the practice and development of life skills to life in the physical education class. The activities will be designed to engage students minds, practice the Life Skill Curriculum, enhance problem solving strategies, and to challenge the students physically. By providing a safe motivating environment for students, these activities will extend the learning opportunities beyond the traditional physical education class thereby promoting life skill development through teambuilding.

## **“Colonial American History through the Eyes and Experiences of Primary Sources”**

Building: Kiewit Middle School  
Applicants: Patricia Green  
Jane Kremers  
Gretchen Skar

Through the Colonial Williamsburg Foundation, we have discovered the use of primary sources to bring Colonial America alive. Students learn that primary sources define our past and can determine our future. Current technology connects historical experts with students to interact in historical events. Students may be part of Washington’s army, a slave, or a colonist dealing with wartime economics. Artifact boxes contain personal items to recreate the life of a soldier, slave, or colonist. Videos, booklets, and music

identify specific characters, trades, and environment of the time. By looking at historical specifics, students learn to appreciate their past.

### **Summer Fun-Survive and Thrive!**

Building: Kiewit Middle School  
Applicants: Diana Butler

The intent of this proposal is to bring excitement for learning during the summer months to the middle level student by providing them with numerous workshops on such topics as drama, leadership, Spanish, fishing, guitar, First Aid/CPR, scrapbooking, cheerleading, and refereeing. The workshops will be designed to challenge their minds, expose them to new experiences, teach them life long skills, and build new friendships. By providing a safe learning environment to interested students during the summer months, our school will extend learning beyond the traditional school setting and calendar.

### **Outreach II**

Building: Kiewit Middle School  
Applicants: Pat Meeker

The project's intent is to continue to provide high-quality after school learning opportunities for middle school students. By providing students with diverse learning opportunities, students have experienced academic success and participated in curriculum enhancements, community service, technology, and recreation. The goals of the program are to individually challenge and enhance student learning, improve students' grades and attitudes about school, give students an opportunity to make new friends and build relationships, and lessen the worry of parents who cannot be with their children after school.

### **Middle School Journalism and Mass Media**

Building: Kiewit Middle School  
Applicants: Shannon Collin

In keeping with the middle school philosophy of providing broad, hands-on experiences to students, the intent of this elective course is to give them an opportunity to participate in a new, exciting learning experience. Students will learn current journalistic practices, improve writing skills and be introduced to basic photography and graphic design concepts. Students will apply what they've learned to produce a more student-directed

*gle.*

product. The skills and background that they acquire will benefit them as they continue their journalism experience in high school.

### **Jump Start Program**

Building: North Middle School  
Applicants: Becky Ehrhorn  
Amanda Link  
Amy Thalken  
Angie Kardell  
Marc Schultz  
Helen Katsiris  
Carol Charvat

A program designed for verified special education students that would enhance their transition from elementary school to middle school. The program consists of approximately five hours of student/teacher contact prior to the start of the school year. The program intent is to decrease anxiety of the identified students during this transition period and acclimate students to the building resources, organize the students for the start of the school year, and build confidence for each student to begin the school year.

### **Engineers in Algebra**

Building: Math Departments at all Middle Schools  
Applicants: Joan Wilson  
Pat Meeker  
Barb Larson

Bring in nationally know engineers to work with middle school algebra students for a 90-minute workshop, to show students uses for math in the engineering world, and connections of math to other disciplines. Each middle school will have one 90 minute workshop for 30 of their above level mathematics students.

### **XX**

Building: Russell & Beadle Middle Schools  
Applicants: Kim Rannells

HAL Seminars is a series of ten middle school workshops designed to allow high ability learners from throughout the district to pursue specific interests such as creative writing, forensics, and city planning in a setting that cannot be duplicated in the classroom. Each seminar focuses on a theme that allows the integration of numerous disciplines and

challenges the students to work at their highest potential with their intellectual peers. For many of these students, perhaps most, the workshops are the first time they have had the opportunity to work at such a high intellectual level.

### **Get Ahead Program**

Building: Russell Middle School  
Applicants: Randal Langdon

The intent of the "Get Ahead" program is to provide learning opportunities for students at risk of failing or having difficulties adjusting to middle school. Fifth grade students in the program will review basic skills in the core subject areas, practice study and organizational skills, and have the opportunity to become familiar with the class schedules, locker combinations and layout of the school building. Our hope is that students who participate in the program will increase their confidence and security for the vital transition from elementary school to middle school.

### **Millard Night School**

Building: Millard Learning Center  
Applicants: Angie Bahnsen

The Millard Night School program has been in existence since the 1996-97 school year. In the past it has been completely funded through a Foundation grant. Since the 2000-01 school year, night school has been funded through the district by flex-funding. Due to budgetary issues, the night school funding is very limited. The district will continue to fund night school in the 2003-04 school year with the same budget amount. The Night School program assists an average of 100 students per year in earning credit towards graduation. The success of students who enroll in this program is very positive. This grant would assist the district in funding for two additional staff, which allows for more students to enroll in night school.

### **Media Literacy: Recommended By 9 Out of 10 Pediatricians!**

Building: Millard North High School/English  
Applicants: Jean Koerten

No longer is it enough that students read and write well – the traditional literacy's. The American Academy of Pediatricians identifies media literacy as the new literacy of the 21<sup>st</sup> century. Media "affects student expectations about how they should act, who they should become, what it means to be an adult, and what their society does and should value." Parents have the primary obligation to teach and model these lessons, but we



know children spend far more time with the media than with parents. With this grant, I want to increase the availability of technology in my classroom through a data projection system which will allow us to “deconstruct” the media on a daily basis so its impact is both significantly lessened and more clearly understood.

### **A MITreasury... Building Repertories**

Building: Millard North High School  
Applicants: Robin Breedlove

The Millard Intervention Team (MIT) assists teachers in developing strategies to ensure the success of students referred to MIT because of academic, social, or emotional needs. The MIT members include trained teacher consultants who are responsible for assisting their fellow classroom teachers in developing strategies that will ensure the student’s academic success. To help the consultants and classroom teachers generate new strategies to increase student success, we would like to purchase 6 sets of intervention materials for each consultant to be able to readily use and one building set for all teachers to access when developing plans for students.

### **Pottery for Everyone**

Building: Millard South High School  
Applicants: Peggy Severson

To provide equal opportunity to all students, no matter what their physical or mental abilities happen to be. We offer pottery classes to students in our district, but are in need of a potters wheel that may be used by the physically challenged students. A wheel chair accessible potters wheel would allow students with a physical handicap or a small stature to work comfortably.

### **Color Design Project**

Building: Millard South High School  
Applicants: Brenda Hess

The purpose for this request is to seek funding for the purchase of a professional quality, laser color printer for use in the Family and Consumer Sciences department. Currently this department does not have color printing capabilities. Through the use of this equipment, students/staff will be able to print professional quality pictures for use in instruction, presentations, portfolios, and designs for child development, culinary, interior design and textiles classes. Color and design is the basis for much of what we teach in

FCS classes. In order to teach this concept, we need equipment that meets today's technology standards.

### **Students Can MOUS Around-Successfully!**

Building: Millard South High School  
Applicants: Denise Waller

This request is to seek funding to purchase a building site license to use the software package DDC Testing Center. This software will be used to improve classroom instruction for technology students. In particular, this software offers Millard students the opportunity to assess and improve their software application skills using the Microsoft Office programs Word, Excel, Access, or PowerPoint. DDC Testing Center software is a Microsoft-approved tool to help people attain the skills needed to pass Microsoft Office User Specialist industry certification exams (MOUS).

### **Simple and Effective Methods – Improving High School Students Reading Fluency**

Building: Millard West High School  
Applicants: Marilyn Kerkhove

Parents/Tutors will be invited to participate in a training session to learn how to increase student reading fluency. A repeated reading methodology will be provided to parents/tutors. The training will be accomplished in one meeting at the beginning of the school year. Correspondence between teacher and parent/tutor will be on-going through e:mail for the teacher to provide support and check progress. Three additional meetings will be scheduled throughout the year to check student progress and to invite new students to the program. Tutor and student materials will be provided, as well as, progress charts.

### **TeamMates of Millard**

Building: DSAC  
Applicants: Dr. Linda Horton

Millard Public Schools currently has 60 mentor-mentee matches in one elementary school, three middle schools, and all three high schools. Funding for building coordinator stipends, mentor training, and mentee-mentor activities has been funneled to Millard through the Metro TeamMates Office. That funding will be reduced by 60% next year. This request to the Millard Public Schools Foundation for funding will cover the

stipends to the building coordinators of the seven TeamMates programs currently in place.

### **Help! Dennis the Menace Lives at My House!**

Building: Psychological  
Applicants: Liz Carey

A parent support group for parents of children with Attention Deficit Hyperactivity Disorder (ADHD) has been formed to provide parents with the following information:

- \*What is ADHD?
- \*What can we do about ADHD?
- \*What treatments are available and effective?
- \*What support services are available in the schools and community?
- \*What behavioral strategies can be used to improve my child's compliance with directions and task completion?

Specific topics are planned for each session in addition to the above, and include parenting techniques, discipline, how to help with homework, and communication with the schools. Parents benefit from talking with other parents who face similar challenges. This group of parents often hear negative reports from teachers and other adults working with their children. Through interaction with the facilitators, parents feel that educators care about their child, improving communication and trust develops between parents and teachers.

### **Chamber Music Workshop**

Building: District Wide  
Applicants: Patricia Ritchie  
Debbie Martinez  
Michael Frey

Select orchestra music students from all Millard high schools and middle schools, will meet for a intensive chamber music workshop. Workshop participants will be engaged in a variety of activities, including conflict resolution, problem solving, specialized coaching sessions, master classes, individual practice, guided listening, and performances in our Millard community. Chamber music is the ultimate musical medium for developing individual accountability, musicianship, and teamwork. One must be "right" and one must be "flexible". The literature will be drawn from every period of music, and ensembles will range in size from 2 to 6. The intent of this workshop is to develop musical leaders and a love of this ageless art form.

AGENDA SUMMARY SHEET

Enclosure 1.6.  
April 21, 2003

**AGENDA ITEM:** Strategic Planning Progress Report

**MEETING DATE:** April 21, 2003

**DEPARTMENT:** Office of the Superintendent

**TITLE AND BRIEF DESCRIPTION:** Strategic Planning Progress Report

**ACTION DESIRED:** APPROVAL \_\_\_\_\_ DISCUSSION \_\_\_\_ INFORMATION ONLY XX

**BACKGROUND:**

Please find the enclosed action plan progress reports for action plans that were developed or continued from our Strategic Plan approved on January 21, 2002.

All of the action plans that were developed by the strategic planning committee have been completed or are underway. We have 7 action plans that are underway this year.

We have asked Howard Feddema to lead a thorough renewal session this summer with the intent to review all aspects of our strategic plan and develop new strategies and/or action plans. The tentative schedule for strategic planning is August 25, 26, and 27, 2003. This has changed from an earlier report.

**OPTIONS AND ALTERNATIVES CONSIDERED:**

**RECOMMENDATION:**

**STRATEGIC PLAN REFERENCE:**

**IMPLICATIONS OF ADOPTION OR REJECTION:**

**TIMELINE:**

**RESPONSIBLE PERSON:** Angelo Passarelli

**SUPERINTENDENT'S APPROVAL:** \_\_\_\_\_

*Keith Lutz*  
(Signature)

92.

**BOARD ACTION:**

## Status of All Strategic Action Plans as of April 2003

<i>Strategy</i>	<i>Date Approved</i>	<i>Assigned To</i>	<i>In Progress</i>	<i>Operational</i>
<b>Outcomes, Standards, Assessments</b>				
1-1	1996	Penny Kowal		X (2001)
1-2 (new 1-1)	1996	Martha Bruckner		X (2002)
1-3	1996	Penny Kowal		X (2001)
1-4	1996	Penny Kowal		X (2001)
1-5	1996	Penny Kowal		X (2001)
1-6	1996	Penny Kowal		X (2001)
<del>1-7</del>	<del>1996</del>	<del>Penny Kowal</del>		<del>Deleted (2001)</del>
1-8	1996	Penny Kowal		X (2001)
1-9	1996	Penny Kowal		X (2001)
<b>Students At-Risk</b>				
2-1 (2-1)	1999	J Porter/C Newton		X (2002)
2-2 (2-2)	1999	J Porter/C Newton		X (2002)
2-3	1999	Judy Porter		X (2001)
2-4 (new 2-3)	1999	J Porter/C Newton		X (2002)
<b>Meaningful Business Partnerships</b>				
3-1 (3-1)	1996	Angelo Passarelli		X (2002)
3-2	1996	Angelo Passarelli		X (2001)
3-3	1996	Angelo Passarelli		X (2001)
3-4 (new 3-2)	1996	Angelo Passarelli		X (2002)
3-5 (new 3-3)	1996	Angelo Passarelli		X (2002)
3-6 (new 3-4)	1996	Judy Porter		X (2002)
3-7 (new 3-5)	1996	Angelo Passarelli		X (2002)
3-8 (new 3-6)	1996	Judy Porter		X (2002)
3-9	1996	Mark Feldhausen		X (2001)
3-10 (new 3-7)	1996	Judy Porter		X (2002)
3-11 (new 3-8)	1996	Judy Porter		X (2002)
<b>Array of Diverse Opportunities</b>				
4-1 (4-1)	1999	J Porter/C Newton	X	
4-2	1999	Mark Feldhausen		X (2001)
4-3	1999	Mark Feldhausen		X (2001)
4-4 (new 4-2)	1999	Tom Wise	X	
4-5 (new 4-3)	1999	Tom Wise	X	
4-6 (new 4-4)	1999	Tom Wise	X	
4-7 (new 4-5)	1999	Tom Wise/Principals	X	
4-8 (new 4-6)	2001	Mark Feldhausen	X	



# Action Plan Progress Report

Strategy:   4  

Action Plan:   1  

Person Responsible: Dr. Carol Newton/Dr. Judy Porter

**Action Plan Objective:** Implement a sequential K-12 developmental and comprehensive guidance program that serves all Millard students and supports the Millard Education Plan and Life Skills.

**Action Plan Status:** Completed \_\_\_\_\_ Underway   X   Not Started \_\_\_\_\_

## SUMMARY OF ACCOMPLISHMENTS TO DATE

Recommended implementation schedule for the K-12 Developmental Counseling Program

- High School.....Develop plan 2001-02, implement 2002-03
- Middle School....Develop plan 2002-03, implement 2003-04
- Elementary.....Develop plan 2003-04, implement 2004-05

### Material Acquisition (K-12)

Paralleling the implementation schedule, all needed materials were purchased for high schools with the first year of strategic planning money in 2000-01, then middle level, 2001-02. Some, but not all, materials were purchased for elementary with remaining money, with the expectation that 2003-04 strategic planning money would be available to complete elementary curriculum material. No strategic planning money was available this year. Elementary and middle schools share video resources; in a few instances, elementary counselors transport material from one building to another. We did NOT purchase children's literature books because of the large number of recommended titles.

### Elementary

- ✓ When we made the decision to move implementation up a year, the "step-ahead" or "lead transition" school became a moot issue.
- ✓ September, 2002 – Dr. Newton recommended that we begin to formulate implementation plans as it's highly unlikely that counselor FTE's will be added in the near future. Recognizing that the curriculum as written cannot be delivered with the current staffing allocations, Dr. Newton recommended that we develop a Plan A (additional counselors needed) and Plan B (current staff) for implementation in Fall, 2003.
- ✓ Counselors agreed to keep a log of activities – information to help make decisions about curriculum delivery, "make a case" for additional FTE's, general PR. (B. Kohler Millard-ized the OPS log). Need to determine when to begin 'logging.'
- ✓ All elementary counselors met quarterly this year to discuss and plan implementation strategies.
- ✓ Some counselors began implementing parts of the curriculum this year, articulating with Life skills, character education, and violence prevention plans.

### Middle Level

- ✓ One additional FTE was approved for the 2000-02 school year -- .5 for KMS and .5 for NMS -- with the option of sharing one counselor or seeking two half time counselors. Kiewit hired a .5 counselor in 2002-03; North decided not to add a .5
- ✓ Lead transition school CMS is fully implemented. Other schools are formulating their building plan to be implemented in 2003-04.
- ✓ Life skills curriculum implementation has both complemented and complicated the counseling implementation. Life skill assessment plans are submitted to Dr. Porter.
- ✓ Counselors continue to struggle with the issue of how to access students to deliver curriculum. Homeroom is the common venue to all schools.

### High School

- ✓ The counseling program is fully implemented. All materials are purchased, including annual budgeting to administer the PLAN test to all sophomores.
- ✓ Two additional FTE's were allocated in October, 2001. Millard North hired Robin Breedlove in November, 2001. Millard West chose to postpone hiring until 2002-03 school year at which time they added one FTE (Deb Finnicum)
- ✓ Although the Life Skills curriculum is technically separate from the counseling curriculum, there are obvious correlations. Administrators report life skill curriculum and assessment plans directly to Dr. Porter.

### Monitoring the Curriculum

- ✓ MEP Facilitator monitored the high school curriculum by offering support, facilitating staff development, program budgeting and assisting with building implementation decisions.
- ✓ MEP Facilitator assisted with middle level implementation planning throughout the year. Buildings are asked to submit their school plan by the end of the school year.
- ✓ A counselor evaluation instrument and accompanying explanatory "Performance Standards" was developed to reflect the comprehensive program. Final draft document will be submitted to the Teacher Evaluation committee in April.
- ✓ Staff development (Tech Flex/Dif II) offerings assisted counselors with implementation.



# Action Plan Progress Report

Strategy:   4  

Action Plan:   2  

**Person Responsible:**

Tom Wise

**Action Plan Objective:**

Develop and implement plans for identified high ability learners to meet regularly, consistently and frequently with their intellectual peers.

**Action Plan Status:** Completed \_\_\_\_\_ Underway   X   Not Started \_\_\_\_\_

**SUMMARY OF ACCOMPLISHMENTS TO DATE** (What have you done and what will you do in the future):

- In 2000-2001, a K-5 HAL Visual Arts program was implemented to serve students identified as having strengths in visual art. This was expanded during 2001-2002 to include HAL choir and Orff-Schulwerk Honors Ensemble (OSHE). These programs have continued during 2002-2003. HAL Drama has been offered to identified students once this year, and is scheduled for another cohort of identified students in the Spring of 2003.
- In 2002 - 2003, a series of seminars were developed and implemented for 2<sup>nd</sup> through 4<sup>th</sup> graders who had been identified as being "highly gifted" as determined by the results of their SAGES tests. Students are considered as "highly gifted" if they scored at or above the 95<sup>th</sup> percentile on any subtest of the SAGES, as determined by the "gifted" norming group. These seminars include "Investigating Fingerprints" for identified 2<sup>nd</sup> and 3<sup>rd</sup> graders; "Mock Trial" for identified 4<sup>th</sup> and 5<sup>th</sup> graders; "Aviation" for identified 2<sup>nd</sup> through 4<sup>th</sup> graders; and "Interpersonal Skills for identified 5<sup>th</sup> graders.
- As part of the revision of the middle school HAL program, a series of seminars were developed and implemented for identified students. During the current school year, a series of seminars have been offered to identified middle school students. These seminars include; City Planning, the NASA Space Shuttle Simulator, Forensic Science, "Carmen: Choice Meets Chance", Writer's Workshop, and Art/Technology/Animation. In subsequent years, the offerings will be expanded so that choices can be rotated in and out of cycle over multiple years. The seminars can generally be grouped into Math/Science and Language Arts/Humanities. Examples include seminars on Archeology, City Planning, Space Travel and Brain Research. Full implementation is scheduled for 2003-2004, targeting HAL students identified using SAGES.

# Action Plan Progress Report

Strategy:   4  

Action Plan:   3  

**Person Responsible:**

Tom Wise

**Action Plan Objective:**

Utilize community resources to enrich the curriculum and challenge high ability learners.

**Action Plan Status:** Completed        Underway   X   Not Started       

**SUMMARY OF ACCOMPLISHMENTS TO DATE** (What have you done and what will you do in the future):

- A database of community resources appropriate for meeting the needs of high ability learners has been created and can be searched on the M.P.S. HAL web page. The database provides descriptors of a variety of community resources in the areas of the arts, humanities, math and sciences. Included in the descriptors are program summaries, costs, appropriate age of students served, times as well as locations of programs and contact information. This is a work in progress and is added to as information on new resources becomes available.
- Seminar planning and implementation at both elementary and middle school levels has been done in conjunction with community resources, institutions and groups. The K-5 "Investigating Finger Prints" seminar was planned in partnership with the Omaha Police Department. Other K-5 seminars include "Mock Trial", done in conjunctions with the local legal community and "Aviation" done in cooperation with the SAC Museum. At the middle school level, "UNMC Career Seminars" are done in cooperation with the University of Nebraska College of Medicine.
- The capstone event for the K-5 HAL Fine Arts program during 2002-2003 is the HAL Fine Arts Night, to be held at Millard North High School in late April. Part of this event includes having representatives and/or information from community arts organizations, including Joslyn Art Museum, Omaha Playhouse, Art & Soul Arts and the Intergenerational Orchestra.

# Action Plan Progress Report

Strategy:   4  

Action Plan:   4  

**Person Responsible:**

Tom Wise

**Action Plan Objective:**

Utilize multiple means to identify high ability learners.

**Action Plan Status:** Completed \_\_\_\_\_ Underway   X   Not Started \_\_\_\_\_

**SUMMARY OF ACCOMPLISHMENTS TO DATE** (What have you done and what will you do in the future):

- Multiple means of identifying high ability learners has been implemented at the elementary level and will be implemented at the middle school level in 2003-2004.
- In the elementary academic areas, students are identified using a 2 step process. The first step is the creation of a "testing pool" which involves identifying students who score at or above the 95<sup>th</sup> percentile on certain subtests of the TCS/TN, and/or a nomination from a teacher or parent. For students who have not taken TCS/TN, inclusion in the testing pool can be facilitated through nomination only. The identified testing pool is then given the SAGES, Screening Assessment for Gifted Elementary Students. Students who score at or above the 95<sup>th</sup> percentile automatically qualify for HAL programming in their area(s) of strength. Students who score between the 90<sup>th</sup> and 94<sup>th</sup> percentile may be recommended for HAL programming based on other evidence.
- Identification for the elementary HAL Arts programs involves nomination, either by a teacher or music specialist. The next step in identification for the music programs is auditions for the nominated students.
- Identification for middle school students, beginning in 2003-2004, in the academic areas will be a continuation of what has been implemented at the elementary level. Students will be included in the testing pool by scoring at or above the 95<sup>th</sup> percentile on certain subtests of the TCS/TN, and/or a nomination from a teacher or parent. The identified testing pool is then given the SAGES, Screening Assessment for Gifted Elementary Students. Students who score at or above the 95<sup>th</sup> percentile automatically

qualify for HAL programming in their area(s) of strength. Students who score between the 90<sup>th</sup> and 94<sup>th</sup> percentile may be recommended for HAL programming based on other evidence. The SAGES can be administered to students up to age 14 years, 11 months.

- Identification of students for participation in middle school seminars will be based on the above described procedure. Additional spaces will be allocated for students with an abiding interest in a particular seminar area who may not have met the formal identification criteria.

# Action Plan Progress Report

Strategy:   4  

Action Plan:   5  

**Person Responsible:**

Tom Wise

**Action Plan Objective:**

Ensure differentiation for high ability learners in the areas of intellectual, creative, artistic and academic abilities; address enrichment, acceleration and social/emotional needs.

**Action Plan Status:** Completed            Underway   X   Not Started           

**SUMMARY OF ACCOMPLISHMENTS TO DATE** (What have you done and what will you do in the future):

- At the elementary level, HAL curriculum has been developed in the following areas and grades; Language Arts – K-5, Math – K-5. Implementation started in 2001-2002 with Language Arts in grades 3-5. This is a program developed by the College of William & Mary Center for Gifted Education. Development of K-2 Language Arts and K-5 Math took place during 2001-2002, implementation is taking place during 2002-2003. All of these curricular initiatives are designed to be delivered by the classroom teacher as a subset of the larger differentiation initiative as per the directive of the initial HAL Taskforce in 1999-2000. These initiatives address acceleration and enrichment issues within a larger context of integration into the district's differentiated curriculum.
- At the middle school level, HAL curriculum is being developed in Language Arts for implementation in 2003-2004. HAL curriculum in other academic areas and exploratory classes will be developed along the Millard Educational Program curriculum cycle.

# Action Plan Progress Report

Strategy:   4  

Action Plan:   6  

Person Responsible: Mark Feldhausen

**Action Plan Objective:** To provide high school students with access to technology beyond the school day by offering permission to use the media information centers.

**Action Plan Status:** Completed \_\_\_\_\_ Underway   X   Not Started \_\_\_\_\_

**SUMMARY OF ACCOMPLISHMENTS TO DATE** (What have you done and what will you do in the future):

Action Step #1

Each plan will identify staffing needs, staff expertise and compensation to operate the library and technology lab/centers. (Provide technology support personnel to support hardware and software while centers are open)

Action Step #2

Train a student team, at each secondary site, in Generation Y type support for student application and assistance that will be available during tech. center hours.

Action Step #3

Communicate through building newsletters and homepages the hours libraries/centers are open and what services/technologies are available.

Action Step #4

Track the utilization of libraries and technology centers usage through sign-in sheets with time in and out at each site.

Action Step #5

Provide an annual review of the building plan that includes:

- student use and evaluation
- community use and evaluation
- staff evaluation

- **The MPS Foundation is continuing to work on a pilot project with MNHS to open the Media Center after hours for student usage.**
- **Utilization information was collected for October, November, and December and shared with the MPS Foundation in January 2003. The total number of evenings open was 22 averaging 7 students per night open (2 evenings per week per month). Utilization averaged 49 students per month.**
- **Second semester information is being collected and utilization is expected to increase in comparison to first semester.**
- **An MPS Foundation grant has been submitted to continue this project next year at MNHS.**
- **Utilization, staffing, and budget issues are a concern for this action plan and either its full implementation at one high school and/or its expansion to the other two.**

102.

**AGENDA SUMMARY SHEET**

**AGENDA ITEM:** Middle School Alternative Program

**MEETING DATE:** April 21, 2003

**DEPARTMENT:** Educational Services

**TITLE AND BRIEF DESCRIPTION:** The attached report describes the Middle School Alternative Program (MSAP).

**ACTION DESIRED:** Information X

**BACKGROUND:** The Millard Middle School Alternative Program (MSAP) is an alternative school program for students who are not successful in traditional school settings. The MSAP program has been in operation for three years allowing many students to have successful middle school experiences.

**RECOMMENDATIONS:** Accept the Report.

**STRATEGIC PLAN REFERENCE:** Strategy #2, Plan 2

**TIMELINE:** n/a

**RESPONSIBLE PERSON (S):** Dr. Judy Porter, Angela Bahnsen

**ASSOCIATE SUPERINTENDENT APPROVAL:** Martha Druckner  
(Signature)

## **Middle School Alternative Program**

### **Alternative Education Mission Statement**

Our mission is to ensure the success of students towards graduation and responsible living by providing an array of innovative learning experiences in a positive environment where individuals are welcomed and respected.

### **Purpose**

The goal/purpose of the Middle School Alternative Program (MSAP) is to teach students effective skills and strategies that will enable them to function successfully upon the return to their home school.

### **Identification**

Students are identified for this program based on chronic problems in the areas of attendance, academics, and behavior.

### **History**

The Middle School Alternative Program is the outcome of a district action team (99-01): strategy two of the strategic plan. The program was developed by Angie Bahnsen, Principal of Alternative Education; Ted Esser, Coordinator of Secondary Special Education; and Dr. Mark Feldhausen, Assistant Superintendent.

### **Personnel**

There are six staff members at MSAP: three certified teachers, one school social worker and two para-educators. Two teachers work directly with students attending MSAP. The third teacher is a behavioral consultant who works with middle schools developing teaching strategies and other interventions that help to maintain the student in his/her home school. The school social worker not only works with students at MSAP, but she takes referrals from the six middle schools. While at MSAP, she assists students in the areas of crisis intervention, personal growth and development, and she provides assistance/support to parents. At the middle schools, she assists with students who have chronic attendance problems by making home visits, providing parental support and referring to community agencies when appropriate.

### **Placement**

Students are accepted into the MSAP based on three criteria: chronic attendance problems, lack of academic achievement and discipline referrals. MSAP has the capacity to provide services for 30 students.

### **Referral process**

Students are referred to MSAP by their home middle school. Schools complete a referral form and submit to the MSAP behavior consultant. During a team meeting, concerns about the student are addressed and strategies are developed. The behavior consultant maintains ongoing contact with the school to monitor progress and to provide continued support as needed. If this plan is not successful, the team may decide a placement at MSAP would better meet the student's needs.



**Program Routine**

MSAP is founded on a point level system. As the student progresses in the areas of academics, attendance, and social skills, points and privileges are earned, and progression to the next level is made. MSAP utilizes a modified version of the Boys Town model for social skills training. A point card tracks success.

**Transition**

When a student experiences sufficient success at MSAP, a transition meeting is convened with the home school team teachers and the behavior consultant. Students will transition back to the middle school by attending part of the day at MSAP and part of day at the home school. When the student experiences success, the student may return to the home school permanently. Follow up and support services are provided to the student and the home school team by the behavior consultant from MSAP.

<b>Data</b>	<b><u>00-01</u></b>	<b><u>01-02</u></b>	<b><u>02-03</u></b>
# of students	14	27	31
# in transition	0	9	11
# of referrals – Behavior Cons.	22	35	45
# of referrals – Social Worker	27	55	64

**Students Profiles**

The following are records for three different students who have attended MSAP:

**Behavior:** Prior to entering MSAP, a student was suspended from school for a total of 16 days during first semester. Since entering this program, he had only one day of suspension and was sent home two half-days.

**Academic:** Another student was failing all courses before attending MSAP. At semester, this same student was achieving success in all core subjects at MSAP.

**Attendance:** One student had a history of non-attendance since fifth grade, missing an average of 50 days per year. During the 1st semester at MSAP, only 12 absences occurred. For 2<sup>nd</sup> semester, only 9 absences have accumulated.

**AGENDA SUMMARY SHEET**

**AGENDA ITEM:** Industrial Technology Academies  
Partnership with Metropolitan Community College

**MEETING DATE:** April 21, 2003

**DEPARTMENT:** Educational Services

**TITLE AND BRIEF DESCRIPTION:** The Metropolitan Community College Technical Academy (MCCTA) is designed to provide high school juniors and seniors with opportunities to explore technical career fields. The program consists of a combination of college-level courses and on-the-job work experience. Students will participate in the academy classes/work experience in the afternoon, usually two days a week, from approximately 12:30-4:00.

**ACTION DESIRED:** Information X

**BACKGROUND:** The Metropolitan Community College Academies can provide expanded opportunities for Millard students. Students who would enroll in an MCC Academy would attend class on the appropriate MCC campus, provide their own transportation, pay tuition to earn MCC course credit, and earn elective credit toward high school graduation. These programs create opportunities for students that are not provided in our district and have potential to meet the needs of some students. This opportunity is available at no cost to the district.

A summary of the Academy Format is attached.

**RECOMMENDATIONS:** Include the MCC Industrial Technology Academy as an option for Millard Students.

**TIMELINE:**

**RESPONSIBLE PERSON (S):** Dr. Judy Porter

**ASSOCIATE**

**SUPERINTENDENT APPROVAL:**

Martha Bruckner  
(Signature)

# Metropolitan Community College Technical Academy

## RATIONALE:

In the United States today, only approximately 22% of high school students who enter college will receive a Bachelor's degree. Another recent study indicates that in the year 2006, students with an Associate's Degree will average higher salaries than those individuals who graduate from a four-year college or university. Despite these findings, limited attention is directed toward those students who do not intend to pursue a Bachelor's degree. High school students are not generally exposed to the variety of alternatives that exist such as technical education opportunities. Although some may enroll in the one or two technical courses offered in their school district, they still have not determined a career path.

To compound the issue, financial constraints make it difficult for schools to allocate resources to address this issue. Some school districts have had to cut funding for career education programs due to the cost/benefit of maintaining the equipment and tools for a limited number of students. Others have had to search for alternatives because they were unable to hire a qualified instructor. As a result, fewer students are entering the technical education field.

As there is a decrease in the number of individuals entering the technical fields, there is an increase in demand for employees in the work place. It is becoming increasingly difficult to hire qualified individuals for the technical positions. Businesses are looking to the community college to help solve the issue by offering training opportunities for individuals. These businesses are interested in hiring students with at least some of the foundation level skills in their technical area.

Due to the limited human, financial, and physical resources in the secondary education industrial technology programs, and an increase in demand in workforce opportunities, a new way of exposing students to technical education is needed.

Metropolitan Community College (MCC) is proposing to serve as facilitator of a Technical Academy -- which would combine the best of all existing systems to meet the needs of the students and secondary education institutions, while assisting the businesses as well. The Technical Academy would increase student awareness and provide opportunities to explore career fields prior to high school graduation so that more informed career choices can be made.

## COMPONENTS:

### Eligibility Requirements:

- Must be a high school junior or senior
- Must be 16 years old
- Must have transportation to and from classes and internship/apprenticeship site
- Must complete an application and be selected to participate.

Schedule: The Technical Academy will consist of two components.

1. For two days of the week students will attend classes at MCC.
2. The other three days will be available for students to job shadow and to participate in an internship/paid apprenticeship at a local business.

**Length of Program:** The Technical Academy will be based on a two-year plan, so students may begin the program in their junior year and enroll in higher-level courses their senior year. However, if students want to begin in their senior year, they may participate in year one of the Academy.

**Time of Day:** Students will commit one-half of each school day to the Technical Academy, from approximately 1:00 p.m. – 4:00 p.m. Specific times are listed on the individual program attachments following this document. During the work experiences (3 days per week, starting in November for Year 1 students and starting in September for Year 2 students) employers may require students to work until the close of the business day, which may be 5:00 to 6:00 p.m.

**Calendar:** Students will be expected to abide by the Technical Academy calendar, which will generally follow the traditional MCC schedule. If class is not in session at the high school, students will still be expected to attend MCC classes.

**Academic Program Areas:**

<u>Career Field</u>	<u>Campus Location</u>
Auto Body	Elkhorn Campus
Automotive Technology	South Omaha Campus
Construction – Concrete & Masonry	Fort Omaha Campus
Heating, Ventilation, and Air Conditioning (Millard currently participates in this program)	Elkhorn Campus
Printing and Publishing Technology	Elkhorn Campus
Horticulture	Fort Omaha Campus

**Courses:** Specific entry-level courses will be determined by the MCC faculty, secondary school officials, and business partners. Based upon the time, students may complete between 10 – 20.5 credit hours of college-level coursework per year. Specific courses are listed on the individual program attachments following this document.

**Course Capacity:** The number of workstations, size of room, and amount of equipment are the primary determining factors of course capacities. Specific course capacities are listed on the individual program attachments following this document.

**Registration:** MCC will mail each high school contact with the details about registration and payment so they may share this information with prospective students. In early to mid summer an invitation to an orientation will be sent to parents and students selected for the Technical Academy. Also included with the orientation invitation will be information about registration and payment procedures, as well as the dual credit partnership registration form for students to complete.

**Tuition Payment:** The students will be responsible for paying tuition. The tuition and fee rate for the 2002/2003 academic year is \$34.50 per quarter hour. Payment is due at the time of registration, prior to the start of the class. (Tuition for 2003-2004 is subject to change)

**Tool, Textbook & Equipment Costs:** MCC will provide, on loan, the appropriate equipment, tools and textbooks for each course. Students will be held responsible for lost or broken tools, textbooks and equipment.

**College/High School Credit:** Both high school and MCC college credit will be granted for the courses students take through the Technical Academy. For information about transferring courses to other higher education institutions, a student should contact the institution to which s/he wishes to transfer.

**Transportation:** Student will need to provide transportation to the appropriate MCC campus and internship/apprenticeship site.

**Completion of the Program:** Students who successfully complete a year of the Technical Academy will receive a Technical Academy Completion Award.

**Program Coordination:** The MCC Projects Coordinator for Career Education will coordinate the Technical Academy.

Carl Fielder, MCC Projects Coordinator for Career Education

Phone: 738-4035

[cfielder@metropo.mccneb.edu](mailto:cfielder@metropo.mccneb.edu)

Deb Bliss-Mickeliunas, Outreach Facilitator for Career Education

Phone 457-1742

[Dbliss-mickleiunas@metropo.mccneb.edu](mailto:Dbliss-mickleiunas@metropo.mccneb.edu)

Your high school counselor

**METROPOLITAN COMMUNITY COLLEGE TECHNICAL ACADEMY**  
**AUTO BODY TECHNOLOGY**  
 Fort Omaha Campus – Building 20

**Year 1 & Year 2 Students (2003-2004)**

<u>Dates</u>	<u>Course</u>	<u>Course Title</u>	<u>Credits</u>	<u>Times/days offered</u>
<b><u>August 18 – August 28 and September 3 – October 15 (T, TH)</u></b>				
Yr. 1 Students:	AFS 120	Career Success Strategies	1	1:00 – 3:00 (M,T,W,TH) & (T,TH)
<b><u>August – May</u></b>				
Yr. 2 Students:	ABT 099	Technical Academy Internship*	1	TBA with employer
<b><u>September 2 – November 17</u></b>				
	ABT 101	Non-Structural Repair I	6	1:00 – 3:30 (M,T,W)
<b><u>December 1 – February 29</u></b>				
	ABT 100	Automotive Welding I	3	1:00 – 5:30 (W)
<b><u>March 10– May 25</u></b>				
	ABT 110	Automotive Welding II	3	1:00 – 5:30 (W)
<b><u>November – May</u></b>				
Yr. 1 Students:	ABT 099	Technical Academy Internship*	1	TBA by employer, beginning in November
<b>TOTAL Credit Hours:</b>			<b>Year 1</b>	<b>14</b>
			<b>Year 2</b>	<b>13</b>

**Year 1 & Year 2 Students (2004-2005)**

<u>Dates</u>	<u>Course</u>	<u>Course Title</u>	<u>Credits</u>	<u>Times/days offered</u>
<b><u>Mid-August – End of August</u></b>				
Yr. 1 Students:	AFS 120	Career Success Strategies	1	1:00 – 3:00 (M,T,W,TH)
<b><u>August – May</u></b>				
Yr. 2 Students:	ABT 099	Technical Academy Internship*	1	TBA with employer
<b><u>September – mid-November</u></b>				
	ABT 100	Automotive Welding	3	1:00 - 3:15 (T,TH)
<b><u>December – March</u></b>				
	ABT 101	Non-Structural Repair I	6	12:45 - 4:45 (T,TH)
<b><u>March – May</u></b>				
	ABT 111	Non-Structural Repair II	6	12:45 - 4:45 (T,TH)
<b><u>November – May</u></b>				
Yr. 1 Students:	ABT 099	Technical Academy Internship*	1	TBA by employer, beginning in November
<b>TOTAL Credit Hours:</b>			<b>Year 1</b>	<b>17</b>
			<b>Year 2</b>	<b>16</b>

\* Internship placement will be based on availability of jobs, the state of the economy and student proficiency.

**Costs:**

Tuition: Year 1 Students: \$483.00 (\$241.50 fall; \$138.00 winter; \$103.50 spring)  
 Year 2 Students: \$448.50 (\$241.50 fall; \$103.50 winter; \$103.50 spring)

110.

Textbooks, tools, materials: MCC will provide, on loan, the appropriate equipment, tools and textbooks for each course. Students will be held responsible for lost or broken tools, textbooks and equipment.

\* Tuition is estimated based on tuition and fee rate for the 2002/2003 academic year for Nebraska residents. Rate is subject to change.

**Maximum class size: 10**

**METROPOLITAN COMMUNITY COLLEGE TECHNICAL ACADEMY**  
**AUTOMOTIVE TECHNOLOGY**  
 South Omaha Campus

**Year 1 Student (2003-2004)**

<u>Dates</u>	<u>Course</u>	<u>Course Title</u>	<u>Credits</u>	<u>Times/days offered</u>
<b>August 18 - August 28</b>				
Yr. 1 Students:	AFS 120	Career Success Strategies	1	(M,T,W,TH) TBA depending on curriculum
<b>September 2 - October 28</b>				
	AUT 100	Automotive Fundamentals	1.5	12:40 - 3:00 (M,T,W,TH)
<b>October 29 - January 15</b>				
	AUT 101	Intro. to Auto Service and Minor Repair	6	12:40 - 4:00 (M,T,W,TH)
<b>January 21 - May 25</b>				
	AUT 105	Brake Systems	6	12:40 - 4:00 (W,TH)
<b>November - May</b>				
Yr. 1 Students:	AUT 099	Technical Academy Internship*	1	TBA with employer
<b>TOTAL Credit hours</b>			<b>15.5</b>	

**Year 2 Student (2003-2004)**

<u>Dates</u>	<u>Course</u>	<u>Course Title</u>	<u>Credits</u>	<u>Times/days offered</u>
<b>August - May</b>				
	AUT 099	Technical Academy Internship*	1	1:00 - 5:00 (M,TH,F)
<b>September 2 - January 13 (1<sup>st</sup> Semester)</b>				
	AUT 206	Suspension Systems	6	12:40 - 4:00 (M,T)
<b>January 19 - May 25 (2<sup>nd</sup> Semester)</b>				
	AUT 103	Automotive Electricity and Electronics	6	12:40 - 4:00 (M,T)
<b>TOTAL Credit hours</b>			<b>13</b>	

\* Internship placement will be based on availability of jobs, the state of the economy and student proficiency.

**Costs:**

<b>Tuition*:</b>	Year 1 Students:	\$534.75 (\$293.25 fall; \$241.50 winter)
	Year 2 Students:	\$448.50 (\$241.50 fall; \$207.00 winter)

**Estimate for textbooks:**

Year 1 Students:	\$130
Year 2 Students:	\$70

**Basic Tools furnished**

Tuition is estimated based on tuition and fee rate for the 2002/2003 academic year. Rate is subject to change.

**Maximum class size: 12**



**METROPOLITAN COMMUNITY COLLEGE TECHNICAL ACADEMY  
CONSTRUCTION TECHNOLOGY – CONCRETE/MASONRY**

Fort Omaha Campus – Building 21

**Year 1 & Year 2 Students (2003-2004)**

<u>Dates</u>	<u>Course</u>	<u>Course Title</u>	<u>Credits</u>	<u>Times/days offered</u>
<b>August 18 – August 28</b>				
Yr. 1 Students:	AFS 120	Career Success Strategies	1	1:00 – 3:00 (M,T,W,TH)
<b>August – May</b>				
Yr. 2 Students:	ABT 099	Technical Academy Internship*	1	TBA by employer
<b>September 2 – November 17</b>				
	CST 139	Intro to Concrete	6.5	1:00 – 4:20 (T,TH)
	CST 101 & CST 295	Intro to Carpentry & OSHA Safety Certification	4.5	1:00 – 3:40 (M,W)
<b>December 1 – May 25</b>				
	CST 153	Intro to Masonry	6.5	1:00 – 3:14 (M,W)
	CST 109	Print Reading	3.0	1:00 – 3:40 (M,W)
<b>November – May</b>				
Yr. 1 Students:	CST 099	Technical Academy Internship*	1	TBA by employer, beginning in November
<b>TOTAL Cr. Hours Year 1 Students:</b>			<b>22.5</b>	
<b>TOTAL Cr. Hours Year 2 Students:</b>			<b>17</b>	

**Year 2 Students (2004-2005)**

<u>Dates</u>	<u>Course</u>	<u>Course Title</u>	<u>Credits</u>	<u>Times/days offered</u>
<b>August – May</b>				
Yr. 2 Students:	CST 099	Technical Academy Internship*	1	TBA by employer, beginning in November
<b>September 2 – November 17</b>				
	CST 101	Intro to Carpentry	3.5	1:00 – 3:45 (T, TH)
<b>December 1 – February 29</b>				
	CST 130	Intro to Cabinet Making	3	1:00 – 3:40 (TH)
<b>March 10 – May 25</b>				
	CST 131	Basic Cabinet Construction	6.5	1:00 – 4:20 (T, TH)
<b>TOTAL Credit Hours</b>			<b>14</b>	

\* Internship placement will be based on availability of jobs, the state of the economy and student proficiency.

**Costs:**

<u>Tuition</u> *:	Year 1 Students	\$776.25 (\$414.00 fall; \$362.25 winter)
	Year 2 Students	\$586.50 (\$258.75 fall; \$327.75 winter)

Textbooks, tools, materials: MCC will provide, on loan, the appropriate equipment, tools and textbooks for each course. Students will be held responsible for lost or broken tools, textbooks and equipment.

\* Tuition is estimated based on tuition and fee rate for the 2002/2003 academic year for Nebraska residents. Rate is subject to change.

**Maximum class size: 16**

**METROPOLITAN COMMUNITY COLLEGE TECHNICAL ACADEMY**

**HORTICULTURE**

Fort Omaha Campus - Building 29

**Year 1 Students (2003-2004)**

<u>Dates</u>	<u>Course</u>	<u>Course Title</u>	<u>Credits</u>	<u>Times/days offered</u>
<b><u>August 18-August 29</u></b>				
Year 1 Students: AFS	120	Career Success Strategies	1	1:00- 3:00 (M,T,W,TH)
<b><u>September 2-November 17</u></b>				
	ORH 101	Introduction to Horticulture	6	1:00-3:00 (M,T,W,TH)
<b><u>December 1-February 29</u></b>				
	ORH 112	Evergreen Identification	3	1:00-3:00 (M,W)
	ORH 121	Floral Design	3	1:00-3:00 (T,TH)
<b><u>March 10-May 25</u></b>				
	ORH 099	Technical Academy Internship	1	TBA by employer
	ORH 125	Annual Identification	3	1:00-3:30 (M,W)
<b>Total Credit Hours</b>			<b>17</b>	

**Year 2 Students (2004-2005)**

\*Second Year classes will be taught during regular scheduled college times.

<u>Dates</u>	<u>Course</u>	<u>Course Title</u>	<u>Credits</u>	<u>Times/days offered</u>
<b><u>August</u></b>				
	OHR 099	Technical Academy Internship* (possibly)	1	TBA
<b><u>Fall Quarter</u></b>				
	OHR 221	Interior Landscaping & Houseplants	4	TBA
<b><u>Winter Quarter</u></b>				
	OHR 122	Floral Design 1	3	TBA
<b><u>Spring Quarter</u></b>				
	OHR 116	Ornamental Grass	3	TBA
<b>Total Credit Hours</b>			<b>11</b>	

\* Internship placement will be based on availability of jobs, the state of the economy and student proficiency.

**Costs:**

**Tuition\*\*:** Year 1 Students \$586.50 (\$241.50 fall; \$207.00 winter; \$138.00 spring)  
 Year 2 Students \$379.50 (\$172.50 fall; \$103.50 winter; \$103.50 spring)

**Textbooks, tools, materials:** MCC will provide, on loan, the appropriate equipment, tools and textbooks for each course. Students will be held responsible for lost or broken tools, textbooks and equipment.

\*\* Tuition is estimated based on tuition and fee rate for the 2002/2003 academic year for Nebraska residents. Rate is subject to change.

**Maximum class size: 12**

**METROPOLITAN COMMUNITY COLLEGE TECHNICAL ACADEMY**  
**PRINTING & PUBLISHING TECHNOLOGY**  
 Elkhorn Valley Campus

**Year 1 Students (2003-2004)**

<u>Dates</u>	<u>Course</u>	<u>Course Title</u>	<u>Credits</u>	<u>Times/days offered</u>
<b><u>August 18 - August 28</u></b>				
	AFS 120	Career Success Strategies	1	1:00 - 3:00 (M,T,W,TH)
<b><u>September 2 - November 17</u></b>				
	PPT 100	Print Overview	4	1:00 - 3:00 (T,TH)
	PPT 101	Text Imaging QuarkXPress	4.5	1:00 - 3:45 (M,W)
<b><u>December 1 - February 29</u></b>				
	PPT 102	Camera Imaging	4.5	1:00 - 3:45 (T,TH)
<b><u>March 10 - May 25</u></b>				
	PPT 112	Electronic Imaging	4.5	1:00 - 3:45 (T,TH)
<b><u>November - May</u></b>				
	PPT 099	Technical Academy Internship*	1	TBA by employer, beginning in November
<b>TOTAL Credit Hours</b>			<b>19.5</b>	

**Year 2 Students (2003-2004)**

<u>Dates</u>	<u>Course</u>	<u>Course Title</u>	<u>Credits</u>	<u>Times/days offered</u>
<b><u>August - May</u></b>				
	PPT 099	Technical Academy Internship*	1	TBA by employer
<b><u>September 2 - November 17</u></b>				
	PPT 116	Film Assembly	4.5	1:00 - 3:45 (M,W)
<b><u>December 1 - February 29</u></b>				
	PPT 121	Basic Press I	4.5	1:00 - 3:45 (M,W)
<b><u>March 10 - May 25</u></b>				
	PPT 122	Basic Press II	4.5	1:00 - 3:45 (M, W)
<b>TOTAL Credit Hours</b>			<b>14.5</b>	

\* Internship placement will be based on availability of jobs, the state of the economy and student proficiency.

**Costs:**

<b>Tuition**:</b>	Year 1 Students	\$672.75 (\$327.75 fall; \$189.75 winter; \$155.25 spring)
	Year 2 Students	\$500.25 (\$189.75 fall; \$155.25 winter; \$155.25 spring)

**Textbooks, tools, materials:** MCC will provide, on loan, the appropriate equipment, tools and textbooks for each course. Students will be held responsible for lost or broken tools, textbooks and equipment.

\* Tuition is estimated based on tuition and fee rate for the 2002/2003 academic year for Nebraska residents. Rate is subject to change.

**Maximum class size: 10**

115,