


**ACKNOWLEDGMENT OF RECEIPT
OF NOTICE OF MEETING**

The undersigned members of the Board of Education of Millard, District #017, Omaha, Nebraska, hereby acknowledge receipt of advance notice of a meeting of said Board of Education and the agenda for such meeting held at _____ 7:00 _____ P.M. on _____ August 16th, _____ 2004, at _____ Don Stroh Administrative Center _____ 5606 South 147th Street _____.

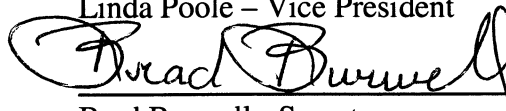
Dated this _____ 16th _____ day of _____ August _____, 2004.




Jean Stothert - President




Linda Poole - Vice President




Brad Burwell - Secretary



Julie Johnson, Treasurer



Mike Pate, Member



Mike Kennedy, Member

BOARD OF EDUCATION MEETING - AUGUST 16, 2004

NAME:

REPRESENTING:

James Casullo

Barb. Jena

Montessori Middle School

Kyle Ayers

David Swingen

Aliee Roberts

Montessori - Middle School

Tony Long

ME 17

Pete Kappany

Jim Surf

**NOTICE OF MEETING
SCHOOL DISTRICT NO. 17**

Notice is hereby given of a Board of Education meeting of School District No. 17, in the County of Douglas, which will be held at 7:00 p.m. on **Monday, August 16, 2004** at 5606 South 147th Street, Omaha, Nebraska. There will be a public budget hearing at 6:45 p.m. in regards to amendment to the 2003-2004 budget.

An agenda for such meetings, kept continuously current are available for public inspection at the office of the superintendent at 5606 South 147th Street, Omaha, Nebraska.

BRAD R. BURWELL,
Secretary

8-13-04

**THE DAILY RECORD
OF OMAHA**

**RONALD A. HENNINGSEN, Publisher
PROOF OF PUBLICATION**

UNITED STATES OF AMERICA, }
The State of Nebraska, } ss.
District of Nebraska, }
County of Douglas, }
City of Omaha, }

LYNDA K. HENNINGSEN


being duly sworn, deposes and says that she is

ASSOCIATE PUBLISHER

of **THE DAILY RECORD**, of Omaha, a legal newspaper, printed and published daily in the English language, having a bona fide paid circulation in Douglas County in excess of 300 copies, printed in Omaha, in said County of Douglas, for more than fifty-two weeks last past; that the printed notice hereto attached was published in **THE DAILY RECORD**, of Omaha, on _____

August 13, 2004

That said Newspaper during that time was regularly published and in general circulation in the County of Douglas, and State of Nebraska.



Lyndek Henningsen
Subscribed in my presence and sworn to before
me this 13th day of
August 20 04

[Signature]
Notary Public in and for Douglas County,
State of Nebraska

NOTICE OF BUDGET HEARING AND BUDGET SUMMARY AMENDMENT

State of Nebraska
 Budget Form - NBH-School District
 Statement of Publication

Millard Public Schools in Douglas County, Nebraska

PUBLIC NOTICE is hereby given, in compliance with the provisions of State Statute Sections 13-501 to 13-512, that the governing body will meet on the 16th day of August, 2004 at 6:45 P.M., at Don Stroh Administration Center (5606 S. 147th Street, Omaha, NE 68137) for the purpose of hearing support, opposition, criticism, suggestions or observations of taxpayers relating to the following proposed budget amendment for the Bond Fund Only. The amendment is due to the Bond Refunding the District completed this past fiscal year. This amendment does not result in any change to the property tax request or corresponding levy. The budget detail is available at the office of the Clerk/Secretary during regular business hours.

Ronald A. Henningsen
 Clerk/Secretary

2003-04 APPROVED BUDGET SUMMARY

FUND	Actual Disbursements & Transfers	Actual/Estimated Disbursements & Transfers	Budgeted Disbursements & Transfers	Necessary Cash Reserve	Total Available Resources Before Property Taxes	Fee and Delinquent Tax Allowance	Total Personal and Real Property Tax Requirement
	2001-2002 (1)	2002-2003 (2)	2003-2004 (3)				
Bond	\$ 14,828,360.00	\$ 77,000,000.00	\$ 15,049,927.00	\$ 12,000,000.00	\$ 13,120,356.00	\$ 139,295.71	\$ 13,929,571.00
TOTAL	\$ 14,828,360.00	\$ 77,000,000.00	\$ 15,049,927.00	\$ 12,000,000.00	\$ 13,120,356.00	\$ 139,295.71	\$ 13,929,571.00

Clerk/Secretary

Total Personal and Real Property Tax Requirement For Bonds

\$ 13,929,571.00

2003-04 AMENDED BUDGET SUMMARY

FUND	Actual Disbursements & Transfers	Actual/Estimated Disbursements & Transfers	Amended Budgeted Disbursements & Transfers	Necessary Cash Reserve	Total Available Resources Before Property Taxes	Fee and Delinquent Tax Allowance	Total Personal and Real Property Tax Requirement
	2001-2002 (1)	2002-2003 (2)	2003-2004 (3)				
Bond	\$ 14,828,360.00	\$ 77,000,000.00	\$ 47,049,927.00	\$ 12,000,000.00	\$ 45,120,356.00	\$ 139,295.71	\$ 13,929,571.00
TOTAL	\$ 14,828,360.00	\$ 77,000,000.00	\$ 47,049,927.00	\$ 12,000,000.00	\$ 45,120,356.00	\$ 139,295.71	\$ 13,929,571.00

Total Personal and Real Property Tax Requirement For Bonds

\$ 13,929,571.00

THE DAILY RECORD OF OMAHA

RONALD A. HENNINGSEN, Publisher
PROOF OF PUBLICATION

UNITED STATES OF AMERICA,
 The State of Nebraska,
 District of Nebraska,
 County of Douglas,
 City of Omaha,

} ss.

LYNDA K. HENNINGSEN


being duly sworn, deposes and says that she is

ASSOCIATE PUBLISHER

of THE DAILY RECORD, of Omaha, a legal newspaper, printed and published daily in the English language, having a bona fide paid circulation in Douglas County in excess of 300 copies, printed in Omaha, in said County of Douglas, for more than fifty-two weeks last past; that the printed notice hereto attached was published in THE DAILY RECORD, of Omaha, on

August 11, 2004

That said Newspaper during that time was regularly published and in general circulation in the County of Douglas, and State of Nebraska.



Lynnda K. Henningsen
 Subscribed in my presence and sworn to before me this 11th day of August 2004
 Notary Public in and for Douglas County, State of Nebraska

NOTICE OF BUDGET HEARING AND BUDGET SUMMARY AMENDMENT

State of Nebraska
 Budget Form - NBH-School District
 Statement of Publication

Millard Public Schools in Douglas County, Nebraska

PUBLIC NOTICE is hereby given, in compliance with the provisions of State Statute Sections 13-501 to 13-512, that the governing body will meet on the 16th day of August, 2004 at 6:45 P.M. at Don Stroh Administration Center (5606 S. 147th Street, Omaha, NE 68137) for the purpose of hearing support, opposition, criticism, suggestions or observations of taxpayers relating to the following proposed budget amendment for the Bond Fund Only. The amendment is due to the Bond Refunding the District completed this past fiscal year. This amendment does not result in any change to the property tax request or corresponding levy. The budget detail is available at the office of the Clerk/Secretary during regular business hours.

Ronald A. Henningsen

Clerk/Secretary

2003-04 APPROVED BUDGET SUMMARY

FUND	Actual Disbursements & Transfers	Actual/Estimated Disbursements & Transfers	Budgeted Disbursements & Transfers	Necessary Cash Reserve	Total Available Resources Before Property Taxes	Fee and Delinquent Tax Allowance	Total Personal and Real Property Tax Requirement
	2001-2002	2002-2003	2003-2004				
	(1)	(2)	(3)	(4)	(5)	(6)	(7)
Bond	\$ 14,828,360.00	\$ 77,000,000.00	\$ 15,049,927.00	\$ 12,000,000.00	\$ 13,120,356.00	\$ 139,295.71	\$ 13,929,571.00
	\$ -	\$ -	\$ -	\$ -	\$ -		
TOTAL	\$ 14,828,360.00	\$ 77,000,000.00	\$ 15,049,927.00	\$ 12,000,000.00	\$ 13,120,356.00	\$ 139,295.71	\$ 13,929,571.00

Total Personal and Real Property Tax Requirement For Bonds

\$ 13,929,571.00

2003-04 AMENDED BUDGET SUMMARY

FUND	Actual Disbursements & Transfers	Actual/Estimated Disbursements & Transfers	Amended Budgeted Disbursements & Transfers	Necessary Cash Reserve	Total Available Resources Before Property Taxes	Fee and Delinquent Tax Allowance	Total Personal and Real Property Tax Requirement
	2001-2002	2002-2003	2003-2004				
	(1)	(2)	(3)	(4)	(5)	(6)	(7)
Bond	\$ 14,828,360.00	\$ 77,000,000.00	\$ 47,049,927.00	\$ 12,000,000.00	\$ 45,120,356.00	\$ 139,295.71	\$ 13,929,571.00
	\$ -	\$ -	\$ -	\$ -	\$ -		
TOTAL	\$ 14,828,360.00	\$ 77,000,000.00	\$ 47,049,927.00	\$ 12,000,000.00	\$ 45,120,356.00	\$ 139,295.71	\$ 13,929,571.00

Total Personal and Real Property Tax Requirement For Bonds

\$ 13,929,571.00

**THE DAILY RECORD
 OF OMAHA**
 RONALD A. HENNINGSEN, Publisher
PROOF OF PUBLICATION

UNITED STATES OF AMERICA, }
 The State of Nebraska, } ss.
 District of Nebraska,
 County of Douglas,
 City of Omaha,

LYNDA K. HENNINGSEN


being duly sworn, deposes and says that she is

ASSOCIATE PUBLISHER

of THE DAILY RECORD, of Omaha, a legal newspaper, printed and published daily in the English language, having a bona fide paid circulation in Douglas County in excess of 300 copies, printed in Omaha, in said County of Douglas, for more than fifty-two weeks last past; that the printed notice hereto attached was published in THE DAILY RECORD, of Omaha, on

August 11, 2004

That said Newspaper during that time was regularly published and in general circulation in the County of Douglas, and State of Nebraska.



Lynnda K. Henningsen
 Subscribed in my presence and sworn to before

me this 11th day of August 20 04

Notary Public in and for Douglas County, State of Nebraska

Millard Public Schools
August 16, 2004

Millard Public Schools

Check Register for 8/16/04 - 8/16/04

Date: 8/9/04

Check Number	Date	Vendor No	Vendor Name	Amount
222517	8/16/04	010888	ALBERTSONS 2201	1,163.40
222518	8/16/04	011051	ALL MAKES OFFICE EQUIPMENT	7,648.00
222519	8/16/04	109079	ALLTEL CORPORATION	130.43
222520	8/16/04	000092	AMERICAN ASSOC. SCHOOL PERSONNEL	150.00
222521	8/16/04	130997	KATHY L ANDERSEN	181.26
222522	8/16/04	102729	ARID RESOURCES INC	3,100.00
222524	8/16/04	012507	AT&T	834.37
222526	8/16/04	108092	APW/AUTO VALUE	340.99
222527	8/16/04	133955	B & B TECHNOLOGIES, INC.	2,550.00
222528	8/16/04	015805	B & R ERECTORS INC	31,369.00
222529	8/16/04	016295	BADGER BODY & TRUCK EQUIPMENT CO	3,260.00
222531	8/16/04	018280	JEANINE C BEAUDIN	565.20
222533	8/16/04	019559	BOUND TO STAY BOUND BOOKS INC	16.26
222534	8/16/04	131995	M. MARTHA BRUCKNER	138.00
222535	8/16/04	106815	NANCY J BUDA	262.71
222537	8/16/04	106110	BRAD BURWELL	105.31
222538	8/16/04	099431	BUSINESS MEDIA INC	1,476.00
222539	8/16/04	023970	CAROLINA BIOLOGICAL SUPPLY CO	366.32
222540	8/16/04	131715	BONEY CORP	197.98
222541	8/16/04	099222	CLASSROOMDIRECT.COM	278.91
222542	8/16/04	131518	COLOR INC	5,231.00
222544	8/16/04	133617	CONOCOPHILLIPS	11,028.96
222545	8/16/04	025830	GEORGE R CONRAD	138.96
222547	8/16/04	131824	REBECCA Y COOK	21.38
222548	8/16/04	132671	JEAN T DAIGLE	55.94
222550	8/16/04	133968	DIAMOND MARKETING SOLUTIONS	556.98
222551	8/16/04	102435	DIAMOND VOGEL PAINTS	407.52
222552	8/16/04	099220	DICK BLICK	1,833.82
222553	8/16/04	132750	JOHN D DICKEY	98.64
222556	8/16/04	133966	EARLY CHILDHOOD MANUFACTERS DIRECT	187.23
222557	8/16/04	060038	EDUCATION PEOPLE INC	117.72
222561	8/16/04	131927	FASTSIGNS	172.50

Millard Public Schools

Check Register for 8/16/04 - 8/16/04

Date: 8/9/04

Check Number	Date	Vendor No	Vendor Name	Amount
222562	8/16/04	040490	PATRICE FELLER	870.00
222563	8/16/04	133960	FIREGUARD INC	76.00
222564	8/16/04	131555	FLOORS INC	1,787.00
222565	8/16/04	041100	FOLLETT LIBRARY RESOURCES	99.95
222566	8/16/04	133789	FRONTIER HOME MEDICAL	2,994.00
222567	8/16/04	107025	GALAXY CABLE INC	4,331.49
222568	8/16/04	043609	GP DIRECT	2,295.73
222570	8/16/04	047841	DENNIS A HANLEY	1,006.92
222571	8/16/04	133487	HARCOURT ASSESSMENT INC	1,917.27
222574	8/16/04	047855	HARCOURT INC	48,895.66
222576	8/16/04	108273	MARGARET HEBENSTREIT PT	92.52
222577	8/16/04	106386	DONNA R HELVERING	421.88
222578	8/16/04	107700	HERTZ EQUIPMENT RENTAL	1,337.70
222579	8/16/04	132423	HEWLETT PACKARD CO	1,859.90
222580	8/16/04	048710	HIGHSMITH COMPANY INC	2,781.60
222581	8/16/04	049850	HY-VEE FOOD STORE (OAKVIEW DR)	147.07
222582	8/16/04	108348	INDEPENDENT SYSTEMS INC	844.00
222583	8/16/04	133956	INDUSTRIAL REPAIR SERVICES INC	90.95
222584	8/16/04	101435	INNOVATIVE LABORATORY SYSTEMS INC	-400.00
222585	8/16/04	051843	INTEGRITY HARDWOODS	575.46
222586	8/16/04	107281	INTERNATIONAL CATERING INC	1,308.13
222587	8/16/04	102958	INTERSTATE ALL BATTERY CENTER	121.20
222588	8/16/04	133563	CECELIA A KASTENS	10.08
222589	8/16/04	056724	KINKO'S	221.00
222592	8/16/04	131498	MOJO RIZIN' INC	21.16
222593	8/16/04	109816	JILL C LAVENE	51.19
222594	8/16/04	131472	LINES OF COMMUNICATION	99.07
222595	8/16/04	059560	LINWELD INC	207.26
222597	8/16/04	131397	LOWE'S HOME CENTERS INC	20.41
222602	8/16/04	132641	MASCOT METROPOLITAN INC	127.00
222604	8/16/04	108052	MAX I WALKER	999.00
222605	8/16/04	063262	LINDA J MCCREA	49.21

Millard Public Schools

Check Register for 8/16/04 - 8/16/04

Date: 8/9/04

Check Number	Date	Vendor No	Vendor Name	Amount
222606	8/16/04	063349	MCGRAW-HILL COMPANIES	7,731.08
222607	8/16/04	064600	METAL DOORS & HARDWARE COMPANY INC	2,910.00
222608	8/16/04	064618	METROPOLITAN COMMUNITY COLLEGE	165.00
222609	8/16/04	102870	MIDLAND COMPUTER INC	82.50
222611	8/16/04	065300	MILLARD DRYWALL SERVICES, INC.	31.62
222612	8/16/04	133962	LINDA K MOHLMAN	16.31
222613	8/16/04	067000	NASCO	699.79
222614	8/16/04	133871	NATIONAL ASSOC OF SCH PSYCHOLOGISTS	177.00
222615	8/16/04	130548	NCS PEARSON INC	2,652.20
222616	8/16/04	101560	NCSS MEMBERSHIP	107.00
222618	8/16/04	101200	NEBRASKA MACHINERY CO	3,900.00
222619	8/16/04	133765	NETWORK NEEDS INC	1,400.00
222620	8/16/04	069689	NOGG CHEMICAL & PAPER	4,879.40
222621	8/16/04	100013	OFFICE DEPOT BUS. SVCS. DIV.	623.98
222622	8/16/04	101147	OFFICE MAX #521	145.36
222625	8/16/04	102699	PEARSON EDUCATION	355.11
222626	8/16/04	072850	PLAYTIME EQUIPMENT & SCHOOL SUPPLY	3,212.50
222627	8/16/04	133963	JOAN A PRAI	10.08
222628	8/16/04	131835	PRAIRIE MECHANICAL CORP	647.07
222630	8/16/04	073427	PRO-ED INC	48.30
222631	8/16/04	073610	PROGRESS PUBLICATIONS	468.52
222632	8/16/04	073040	PSI GROUP-OMAHA	10,000.00
222633	8/16/04	102241	PYRAMID SCHOOL PRODUCTS	10,551.62
222634	8/16/04	133191	MATTHEW K REGA	109.08
222635	8/16/04	106396	SUSAN A RHODES	9.54
222636	8/16/04	079179	RIEKES EQUIPMENT COMPANY	6,900.00
222637	8/16/04	133899	JAMES ROLFS	16,150.00
222638	8/16/04	081695	SARGENT WELCH	320.77
222639	8/16/04	133957	SCHAEFER ELECTRIC INC	212.65
222641	8/16/04	081891	SCHMITT MUSIC CENTER	43,857.00
222642	8/16/04	082200	SCHOOL HEALTH CORPORATION	4,177.15
222643	8/16/04	099808	SCHOOLMASTERS	29.49

Millard Public Schools

Check Register for 8/16/04 - 8/16/04

Date: 8/9/04

Check Number	Date	Vendor No	Vendor Name	Amount
222645	8/16/04	082920	MARTI K SEIBERLING	16.04
222646	8/16/04	130645	SHERWIN-WILLIAMS	26.16
222647	8/16/04	083542	SKILLPATH SEMINARS	99.00
222648	8/16/04	101476	SODEXHO MARRIOTT INC	83,908.92
222649	8/16/04	102264	SOFTWARE PLUS	3,206.98
222650	8/16/04	130722	LYON FINANCIAL SERVICES	329.00
222651	8/16/04	109836	AMY ST. AMOUR	161.64
222652	8/16/04	133958	STATE OF NEBRASKA	25.00
222653	8/16/04	084550	STEPHENSON SCHOOL SUPPLY CO.	3,321.76
222654	8/16/04	100217	STEPHENSON SCHOOL SUPPLY CO.	193.66
222655	8/16/04	101393	TEACHER'S VIDEO COMPANY	44.74
222656	8/16/04	088830	TED'S MOWER SALES & SERVICE INC	23,024.95
222657	8/16/04	133969	TENNANT SALES & SERVICE COMPANY	13,161.09
222658	8/16/04	102822	THERAPRO INC	981.58
222660	8/16/04	089577	TOOL HOSPITAL	1,293.43
222661	8/16/04	132138	TOYOTA FINANCIAL SERVICES	464.57
222663	8/16/04	107678	TTEMM, INC.	382.50
222664	8/16/04	102846	ULTIMATE OFFICE INC	41.03
222665	8/16/04	090678	UNISOURCE	8,267.20
222666	8/16/04	090242	UNITED PARCEL SERVICE	123.01
222667	8/16/04	090250	UNITED SEEDS INC.	6,685.00
222668	8/16/04	068875	UNIV OF NE MED CENTER	320.00
222669	8/16/04	068834	UNIVERSITY OF NEBRASKA-LINCOLN	109.00
222670	8/16/04	068834	UNIVERSITY OF NEBRASKA-LINCOLN	59.00
222671	8/16/04	090900	UNIVERSITY PUB, INC.	6,677.05
222672	8/16/04	090440	SPORT SUPPLY GROUP INC	17.66
222673	8/16/04	092323	VIRCO MANUFACTURING CORP	10,471.93
222674	8/16/04	092600	VOSS ELECTRIC CO	2,609.20
222676	8/16/04	093765	WATER ENGINEERING, INC.	1,850.00
222677	8/16/04	133953	WAYNE COMMUNITY SCHOOLS	239.00
222678	8/16/04	130269	MELISSA L WEAVER	27.72
222679	8/16/04	093978	BECKY S WEGNER	54.36

Millard Public Schools

Check Register for 8/16/04 - 8/16/04

Date: 8/9/04

Check Number	Date	Vendor No	Vendor Name	Amount
222680	8/16/04	131499	WESTERN BOWL LLC	18.00
222682	8/16/04	109073	CRAIG J WOLF	76.40
222684	8/16/04	101370	XEROX CORPORATION (ORDERS)	1,190.00
Total for GENERAL FUND				441,301.30
222516	8/16/04	133946	AKSARBEN ROOFING CO INC	24,510.60
222522	8/16/04	102729	ARID RESOURCES INC	7,510.00
222523	8/16/04	133959	ASPHALT MAINTENANCE INC	29,072.13
222530	8/16/04	017670	BALCON	18,100.00
222532	8/16/04	107322	BERENS-TATE CONSULTING GROUP INC	2,500.00
222536	8/16/04	133503	ROBERT E BERRY	1,500.00
222543	8/16/04	133818	CONNECTIVITY SOLUTIONS	12,833.00
222546	8/16/04	026057	CONTROL MASTERS INC	6,640.00
222554	8/16/04	107232	DLR GROUP INC	2,208.63
222555	8/16/04	133806	E & A CONSULTING GROUP INC	1,815.00
222558	8/16/04	131533	EHRHART GRIFFIN & ASSOCIATES	1,008.00
222559	8/16/04	038140	ELECTRONIC SOUND INC.	1,354.00
222560	8/16/04	130632	FASTSIGNS	208.28
222564	8/16/04	131555	FLOORS INC	3,873.00
222582	8/16/04	108348	INDEPENDENT SYSTEMS INC	460.00
222584	8/16/04	101435	INNOVATIVE LABORATORY SYSTEMS INC	12,237.00
222607	8/16/04	064600	METAL DOORS & HARDWARE COMPANY INC	628.00
222610	8/16/04	133203	MIDWEST TENNIS & TRACK CO.	19,729.50
222640	8/16/04	081880	SCHEMMER ASSOCIATES INC	5,563.00
222659	8/16/04	108099	THIELE GEOTECH, INC.	2,964.00
222673	8/16/04	092323	VIRCO MANUFACTURING CORP	3,500.00
222681	8/16/04	105619	WESTERN TRAILER LEASING INC	300.00
222683	8/16/04	109043	WORTHINGTON DIRECT HOLDINGS	952.70
Total for SPECIAL BUILDING				159,466.84
222514	8/16/04	133622	ADVANCED PLACEMENT INSTITUTE	2,935.00
222515	8/16/04	010421	DEBORAH A ADY	92.00
222549	8/16/04	032680	DELTA SYSTEMS COMPANY, INC.	420.04

Millard Public Schools

Check Register for 8/16/04 - 8/16/04

Date: 8/9/04

Check Number	Date	Vendor No	Vendor Name	Amount
222569	8/16/04	045305	GUILFORD PUBLISHING, INC.	276.00
222574	8/16/04	047855	HARCOURT INC	1,697.41
222575	8/16/04	133748	KATHLEEN A HARDENBERGH	361.52
222590	8/16/04	133965	KAREN K KNEIFL	467.49
222591	8/16/04	058755	LAIDLAW TRANSIT INC	82.67
222596	8/16/04	131141	JON T LOPEZ	336.00
222598	8/16/04	107276	CARA A LUCAS-RICHT	56.12
222599	8/16/04	131296	PAUL J. MALCOM	2,760.00
222600	8/16/04	132149	DAVID MARKSON	1,400.00
222601	8/16/04	133505	SUSAN N MARLATT	126.00
222603	8/16/04	102274	MATH TEACHERS PRESS INC	516.25
222623	8/16/04	099658	OMAHA CHILDRENS MUSEUM	20.00
222624	8/16/04	133964	LYN E PAHLS	139.54
222644	8/16/04	133834	SCHOOLWIDE, INC.	2,066.88
222655	8/16/04	101393	TEACHER'S VIDEO COMPANY	67.14
222675	8/16/04	092990	CYNTHIA A WALLACE	17.50
Total for GRANT FUND				13,837.56
222525	8/16/04	102237	AUTO STATION	448.52
222617	8/16/04	068445	NEBRASKA FURNITURE MART INC	470.21
222629	8/16/04	133745	PRIMEX WIRELESS INC	5,288.90
222662	8/16/04	108055	TRADE WELL PALLET INC	693.37
Total for DEPRECIATION				6,901.00
222564	8/16/04	131555	FLOORS INC	4,050.00
222579	8/16/04	132423	HEWLETT PACKARD CO	4,717.00
222581	8/16/04	049850	HY-VEE FOOD STORE (OAKVIEW DR)	134.62
222641	8/16/04	081891	SCHMITT MUSIC CENTER	7,988.00
222673	8/16/04	092323	VIRCO MANUFACTURING CORP	10,959.58
Total for ACTIVITY FUND				27,849.20
Report Total				649,355.90

Millard Public Schools

Check Register for 8/5/04 - 8/5/04

Date: 8/5/04

Check Number	Date	Vendor No	Vendor Name	Amount
222359	8/5/04	133437	ASYST COMMUNICATIONS CO. INC.	285.00
222360	8/5/04	025611	ENVISION COMMUNICATIONS INC	500.00
222361	8/5/04	106773	FIRST NATIONAL BANK VISA	888.66
222362	8/5/04	132668	MIKE KENNEDY	208.33
222363	8/5/04	056285	KENS FLOWER SHOP & GREENHOUSE INC	27.50
222364	8/5/04	133774	LORETTA KLUG	23.95
222365	8/5/04	071753	MIKE PATE	224.30
222366	8/5/04	071371	PETTY CASH/CENTRAL MIDDLE	96.04
222368	8/5/04	098765	SECURITY BENEFIT LIFE INS.CO.	207,390.43
Total for GENERAL FUND				209,644.21
222361	8/5/04	106773	FIRST NATIONAL BANK VISA	1,343.82
Total for GRANT FUND				1,343.82
222367	8/5/04	131723	EDWARD V ROCKWELL	93.04
Total for ACTIVITY FUND				93.04
Report Total				211,081.07

Millard Public Schools

Check Register for 7/30/04 - 7/30/04

Date: 7/30/04

Check Number	Date	Vendor No	Vendor Name	Amount
222333	7/30/04	131892	LAURITZEN BOTANICAL GARDENS	124.00
Total for GENERAL FUND				124.00
Report Total				124.00

Millard Public Schools

Check Register for 7/29/04 - 7/29/04

Date: 7/29/04

Check Number	Date	Vendor No	Vendor Name	Amount
222242	7/29/04	011651	AMERICAN EXPRESS	1,576.19
222244	7/29/04	106954	MARGARET BOICE	1,522.22
222246	7/29/04	107963	HARTFORD	20.00
222247	7/29/04	133951	US POST OFFICE STONEY RIDGE ANNEX	200.00
222248	7/29/04	090630	US POSTMASTER	148.00
Total for GENERAL FUND				3,466.41
222245	7/29/04	038475	EXCEL ELECTRIC INC	3,351.79
Total for SPECIAL BUILDING				3,351.79
222243	7/29/04	130461	KATHLEEN M BEITING	51.00
222244	7/29/04	106954	MARGARET BOICE	858.24
Total for GRANT FUND				909.24
Report Total				7,727.44

Millard Public Schools

Check Register for 8/2/04 - 8/2/04

Date: 7/29/04

Check Number	Date	Vendor No	Vendor Name	Amount
222249	8/2/04	130134	BEAVER EXCAVATION INC.	15,462.00
Total for SPECIAL BUILDING				15,462.00
Report Total				15,462.00

Hot Lunch Fund Millard Public Schools

Check Register for 8/16/04 - 8/16/04

Date: 8/9/04

Check Number	Date	Vendor No	Vendor Name	Amount
18459	8/16/04	010047	JANICE K BEUKENHORST	47.38
18460	8/16/04	032872	DENNIS SUPPLY COMPANY	1,313.69
18461	8/16/04	010670	GOODWIN TUCKER GROUP	1,055.34
18462	8/16/04	010256	GRUNWALD MECHANICAL CONTRACTORS INC	77.93
18463	8/16/04	132938	GUSTAVE A LARSON COMPANY	114.22
18464	8/16/04	054630	JOHNSTONE SUPPLY	20.17
Total for FOOD SERVICE				2,628.73
Report Total				2,628.73


ALL Data


Current Cash Balance Report

Date: 06/01/2004 thru 06/30/2004

Arranged by:
Group ID and Activity Number

Activity Number and Name	Beginning Cash	Receipts	Disbursements	Adjustments	Cash Balance
A General Funds					
100 General Fund	82,185.15	0.00	0.00	0.00	82,185.15
150 Petty Cash	0.00	0.00	0.00	0.00	0.00
170 DSAC Vending	874.58	50.40	0.00	43.01	967.99
180 Interest Earned - Checking	6,119.60	68.99	0.00	0.00	6,188.59
190 Interest on Savings	29,693.01	0.00	0.00	0.00	29,693.01
A General Funds Totals:	118,872.34	119.39	0.00	43.01	119,034.74
B Administrative Custody Accts					
200 Staff Development	630.00	0.00	0.00	0.00	630.00
209 MPS Activities Calendar	0.00	0.00	0.00	0.00	0.00
210 Activity Express	64,238.18	1,300.00	0.00	0.00	65,538.18
211 Logo Sales	278.50	0.00	0.00	0.00	278.50
213 Student Showcase	0.00	0.00	0.00	0.00	0.00
215 Hal Field Trips	-951.47	0.00	413.35	0.00	-1,364.82
220 WF Student Donation	2,280.00	0.00	0.00	0.00	2,280.00
230 Hospitality	0.00	0.00	0.00	0.00	0.00
235 Educational Services Hospitality	-48.92	0.00	0.00	0.00	-48.92
240 Corporate Cup	-1,096.79	0.00	0.00	0.00	-1,096.79
245 Paybac	737.22	0.00	0.00	0.00	737.22
B Administrative Custody Accts Totals:	66,066.72	1,300.00	413.35	0.00	66,953.37
C School Custody Accts					
300 Instrument Rental	49,050.30	37.50	0.00	0.00	49,087.80
310 South Swim Lessons	16,780.00	1,630.00	180.00	0.00	18,230.00
320 North Swim Lessons	22,150.00	1,910.00	290.00	0.00	23,770.00
325 West Swim Lessons	15,480.00	22,410.00	380.00	0.00	37,510.00
330 North Open Swim	0.00	0.00	0.00	0.00	0.00
335 West Open Swim	0.00	1,138.00	0.00	0.00	1,138.00
340 South Open Swim	0.00	2,572.65	0.00	0.00	2,572.65
350 Maintenance Vending	2,825.99	0.00	0.00	79.60	2,905.59
355 CMS Annex Vending	0.00	0.00	0.00	0.00	0.00
360 Facility Use Rental Fee	23,365.52	2,344.90	286.00	0.00	25,424.42
365 Facility Use Building Access	122,491.60	10,028.00	0.00	0.00	132,519.60
366 Facility Use Staffing	7,511.26	110.00	0.00	0.00	7,621.26
370 Pre-School Special Education	599.85	0.00	0.00	0.00	599.85
400 Check Collection	0.00	19.50	19.50	0.00	0.00
500 District Wide Coca-Cola	4,455.99	20,515.81	19,999.80	-122.61	4,849.39
C School Custody Accts Totals:	264,710.51	62,716.36	21,155.30	-43.01	306,228.56
D Investments					
900 Savings	-142,900.52	0.00	0.00	0.00	-142,900.52
D Investments Totals:	-142,900.52	0.00	0.00	0.00	-142,900.52
Report Totals:	306,749.05	64,135.75	21,568.65	0.00	349,316.15


Linda K. Mohlman, DSAC
Executive Secretary


Chris Hughes, DSAC
Accounting Manager

Current Cash Balance Report

ALL Data

Date: 06/01/2004 thru 06/30/2004

Arranged by:
Group ID and Activity Number

Activity Number and Name	Beginning Cash	Receipts	Disbursements	Adjustments	Cash Balance
A Extra-Curriculars					
1020 HAL Field Trips	1,623.91	15.00	0.00	0.00	1,638.91
A Extra-Curriculars Totals:	1,623.91	15.00	0.00	0.00	1,638.91
Report Totals:	1,623.91	15.00	0.00	0.00	1,638.91

Current Cash Balance Report

Jeffery D. ...
Cindy Brown

Arranged by:
Group ID and Activity Number

ALL Data

Date: 06/01/2004 thru 06/30/2004

Activity Number and Name	Beginning Cash	Receipts	Disbursements	Adjustments	Cash Balance
A General Funds					
100 VENDING MACHINES	6,796.29	914.46	154.06	0.00	7,556.69
110 OTHER GENERAL	11,242.12	88.00	182.00	0.00	11,148.12
112	0.00	0.00	0.00	0.00	0.00
115 FEES AND FINES	3,450.16	1,378.40	0.00	0.00	4,828.56
120 FUND RAISING ACCOUNT	7,322.81	0.00	0.00	0.00	7,322.81
125 VOLUNTEER COORDINATOR	-207.86	0.00	0.00	0.00	-207.86
130 INTEREST EARNED - CHECKING	2,926.60	14.20	0.00	0.00	2,940.80
A General Funds Totals:	31,530.12	2,395.06	336.06	0.00	33,589.12
B Athletics					
205 ATHLETIC DEPARTMENT	16.42	33.00	1,302.19	0.00	-1,252.77
210 ATHLETIC FUND	0.00	0.00	0.00	0.00	0.00
B Athletics Totals:	16.42	33.00	1,302.19	0.00	-1,252.77
C Academic Clubs					
300 SCIENCE CLUB	387.01	0.00	0.00	0.00	387.01
310 YEARBOOK	6,246.46	1,090.00	0.00	0.00	7,336.46
320 YOUTH TO YOUTH	-1,059.91	0.00	79.75	0.00	-1,139.66
330 KIDS HELPING KIDS	1,451.06	30.00	297.56	0.00	1,183.50
340 RENAISSANCE PROGRAM	2,221.88	7.28	0.00	0.00	2,229.16
350	0.00	0.00	0.00	0.00	0.00
C Academic Clubs Totals:	9,246.50	1,127.28	377.31	0.00	9,996.47
D Clubs and Organizations					
400 STUDENT COUNCIL	63.27	52.00	0.00	0.00	115.27
410 VOLLEYBALL CLUB	357.40	0.00	0.00	0.00	357.40
420 LEADERSHIP	235.19	0.00	0.00	0.00	235.19
430 BOOK CLUB	561.94	0.00	0.00	0.00	561.94
440 SCRAPBOOK CLUB	5.50	0.00	0.00	0.00	5.50
442 FCS CLUB	-175.09	0.00	0.00	0.00	-175.09
450 ARTS & CRAFTS CLUB	-371.22	0.00	0.00	0.00	-371.22
460 STUDENT CLUBS MISC.	123.26	0.00	0.00	0.00	123.26
470 CROSS COUNTRY CLUB	0.00	0.00	0.00	0.00	0.00
480 DRAMA CLUB	357.45	0.00	0.00	0.00	357.45
D Clubs and Organizations Totals:	1,157.70	52.00	0.00	0.00	1,209.70
E School Custodial Accounts					
500 MUSIC	-2,349.50	54.90	0.00	0.00	-2,294.60
505 ART CLASS	-7.32	0.00	0.00	0.00	-7.32
509 8TH GRADE FAREWELL	56.52	50.00	40.32	0.00	66.20
510 FIELD TRIPS	-4,229.50	0.00	0.00	0.00	-4,229.50
511 SPECIAL EVENTS	952.67	0.00	0.00	0.00	952.67
512 HELP FUND	1,032.90	0.00	0.00	0.00	1,032.90
515 FACULTY VENDING FUND	812.74	143.67	82.09	0.00	874.32
520 TEACHERS HOSPITALITY FUND	172.77	0.00	195.41	0.00	-22.64
525 AMS T-SHIRT SALES	424.50	0.00	0.00	0.00	424.50
528 A.P.E. T-SHIRTS	317.50	0.00	0.00	0.00	317.50
530 OUTDOOR CLASSROOM	1,411.03	0.00	0.00	0.00	1,411.03
535 SCIENCE BREAKAGE	83.69	31.50	0.00	0.00	115.19
540 INDUSTRIAL ARTS	4,035.76	1,413.50	0.00	0.00	5,449.26
542 FAMILY CONSUMER SCIENCE	1,780.51	8.00	101.41	0.00	1,687.10
544 PLANES & ROCKETS	-50.89	40.00	0.00	0.00	-10.89
545 LIBRARY	2,187.44	0.00	15.77	0.00	2,171.67
550 SCIENCE OLYMPIAD	0.00	0.00	0.00	0.00	0.00
555 FITNESS ROOM	1,160.68	0.00	79.00	0.00	1,081.68

ALL Data

Current Cash Balance Report

Date: 06/01/2004 thru 06/30/2004

Arranged by:
Group ID and Activity Number

Activity Number and Name	Beginning Cash	Receipts	Disbursements	Adjustments	Cash Balance
570 TECHNOLOGY AND ENGINEERING	0.00	0.00	0.00	0.00	0.00
580 OTHER SCHOOL CUSTODIAL	-33.00	0.00	0.00	0.00	-33.00
582 PRIME TIME	0.00	0.00	0.00	0.00	0.00
585 TEAMMATES	0.00	0.00	0.00	0.00	0.00
590 TEAM 6A	16.09	0.00	0.00	0.00	16.09
591 TEAM 6B	137.51	0.00	0.00	0.00	137.51
592 TEAM 6C	-14.06	0.00	0.00	0.00	-14.06
593 TEAM 7A	211.76	0.00	119.04	0.00	92.72
594 TEAM 7B	182.01	0.00	27.50	0.00	154.51
595 TEAM 7C	0.00	0.00	0.00	0.00	0.00
596 TEAM 8A	101.77	0.00	0.00	0.00	101.77
597 TEAM 8B	19.06	0.00	0.00	0.00	19.06
598 TEAM 8C	70.00	0.00	0.00	0.00	70.00
E School Custodial Accounts Totals:	8,482.64	1,741.57	660.54	0.00	9,563.67
G Investments					
700 SAVINGS	-8,970.11	0.00	5.10	0.00	-8,975.21
710 INTEREST ON SAVINGS	3,970.11	5.10	0.00	0.00	3,975.21
G Investments Totals:	-5,000.00	5.10	5.10	0.00	-5,000.00
H Athletic Department					
810 ATHLETIC CD	0.00	0.00	0.00	0.00	0.00
820 INTEREST ON ATHLETIC C D	0.00	0.00	0.00	0.00	0.00
H Athletic Department Totals:	0.00	0.00	0.00	0.00	0.00
Report Totals:	45,433.38	5,354.01	2,681.20	0.00	48,106.19

ALL Data

Date: 06/01/2004 thru 06/30/2004

Current Cash Balance Report

Jeff Kelly
Cindy Barton

Arranged by:
Group ID and Activity Number

Activity Number and Name	Beginning Cash	Receipts	Disbursements	Adjustments	Cash Balance
1510 FIELD TRIPS	3,116.18	0.00	0.00	0.00	3,116.18
2320 YOUTH TO YOUTH	1,999.00	0.00	0.00	0.00	1,999.00
2400 STUDENT COUNCIL	0.00	0.00	0.00	0.00	0.00
2410 VOLLEYBALL CLUB	205.00	0.00	0.00	0.00	205.00
2440 SCRAPBOOK CLUB	0.00	0.00	0.00	0.00	0.00
2442 FCS CLUB	147.00	0.00	0.00	0.00	147.00
2450 ARTS & CRAFTS CLUB	410.00	0.00	0.00	0.00	410.00
2470 CROSS COUNTRY CLUB	0.00	0.00	0.00	0.00	0.00
2500 MUSIC CLUB	824.07	0.00	0.00	0.00	824.07
3205 ATHLETIC	13,891.90	0.00	0.00	0.00	13,891.90
Totals:	<u>20,593.15</u>	<u>0.00</u>	<u>0.00</u>	<u>0.00</u>	<u>20,593.15</u>
Report Totals:	20,593.15	0.00	0.00	0.00	20,593.15

ALL Data

Current Cash Balance Report

Date: 06/01/2004 thru 06/30/2004

Arranged by:
Group ID and Activity Number

Activity Number and Name	Beginning Cash	Receipts	Disbursements	Adjustments	Cash Balance
0 book	0.00	0.00	0.00	0.00	0.00
0	0.00	0.00	0.00	0.00	0.00
0	0.00	0.00	0.00	0.00	0.00
Totals:	0.00	0.00	0.00	0.00	0.00
A GENERAL FUND					
100 General Fund	1,971.49	48.36	58.85	0.00	1,961.00
110 Student Vending	2,161.69	378.40	235.64	0.00	2,304.45
115 Staff Vending	804.37	217.03	112.47	-375.43	533.50
A GENERAL FUND Totals:	4,937.55	643.79	406.96	-375.43	4,798.95
D SCHOOL CUSTODIAL ACCOUNTS					
400 Library	217.41	76.58	0.00	0.00	293.99
405 FCS - Family Consumer Science	25.32	38.50	0.00	0.00	63.82
410 Field Trips	-4,007.53	0.00	1,306.55	0.00	-5,314.08
415 Hospitality	41.74	0.00	122.42	375.43	294.75
420 IT LAB - Industrial Technology	4,121.61	0.00	2,528.75	0.00	1,592.86
425 Art	-17.59	0.00	0.00	0.00	-17.59
430 Spirit Wear	690.54	0.00	0.00	0.00	690.54
435 Book Fines	822.12	432.00	0.00	0.00	1,254.12
440 Bleacher Fund	3,034.79	0.00	0.00	0.00	3,034.79
445 Book Store	0.00	0.00	0.00	0.00	0.00
D SCHOOL CUSTODIAL ACCOUNTS Totals:	4,928.41	547.08	3,957.72	375.43	1,893.20
E INVESTMENTS					
500 Savings	0.00	0.00	0.00	0.00	0.00
505 Checking Interest	51.69	6.21	0.00	0.00	57.90
510 Interest on Savings	0.00	0.00	0.00	0.00	0.00
E INVESTMENTS Totals:	51.69	6.21	0.00	0.00	57.90
F ATHLETICS and ACTIVITIES					
600 Athletics Program	-3,831.32	111.50	0.00	0.00	-3,719.82
605 Clubs and Activities	22.20	0.00	0.00	0.00	22.20
610 Student Council	322.30	248.33	0.00	0.00	570.63
615 Youth to Youth	-1,353.39	0.00	0.00	0.00	-1,353.39
620 Emissary / Peer Mediation / Tutor	86.28	0.00	58.85	0.00	27.43
625 FCS Club	-203.55	0.00	0.00	0.00	-203.55
630 Swing Choir Club	12.87	20.00	0.00	0.00	32.87
635 Environmental Club	385.72	0.00	0.00	0.00	385.72
640 Yearbook	2,912.02	239.00	3,124.00	0.00	27.02
645 Art Club	1.97	0.00	0.00	0.00	1.97
650 HAL	-443.72	0.00	0.00	0.00	-443.72
655 Dance Club	6.78	0.00	0.00	0.00	6.78
660 Jazz Band	26.04	4.50	0.00	0.00	30.54
F ATHLETICS and ACTIVITIES Totals:	-2,055.80	623.33	3,182.85	0.00	-4,615.32
Report Totals:	7,861.85	1,820.41	7,547.53	0.00	2,134.73

Rhonda Hagedorn
Nancy Johnson 7/12/04

ALL Data

Current Cash Balance Report

Date: 06/01/2004 thru 06/30/2004

Arranged by:
Group ID and Activity Number

Activity Number and Name	Beginning Cash	Receipts	Disbursements	Adjustments	Cash Balance
1000	0.00	0.00	0.00	0.00	0.00
2655	0.00	0.00	0.00	0.00	0.00
Totals:	0.00	0.00	0.00	0.00	0.00
A EXTRACURRICULAR ACTIVITIES					
1000 Field Trips	4,583.50	859.00	0.00	0.00	5,442.50
2000 Clubs/Activities	0.00	0.00	0.00	0.00	0.00
2610 Student Council	256.50	0.00	0.00	0.00	256.50
2615 Youth-to-Youth	1,408.25	0.00	0.00	0.00	1,408.25
2625 FCS Club	310.00	0.00	0.00	0.00	310.00
2630 Swing Choir	75.00	0.00	0.00	0.00	75.00
2635 Environmental Club	158.50	0.00	0.00	0.00	158.50
2645 Art Club	0.00	0.00	0.00	0.00	0.00
2650 HAL	311.00	0.00	0.00	0.00	311.00
2655 Dance Club	0.00	0.00	0.00	0.00	0.00
3000 Athletics	13,737.69	22.00	0.00	0.00	13,759.69
A EXTRACURRICULAR ACTIVITIES Totals:	20,840.44	881.00	0.00	0.00	21,721.44
Report Totals:	20,840.44	881.00	0.00	0.00	21,721.44

Rhonda [Signature] 7/12/04
MA [Signature]

Current Cash Balance Report

Date: 06/01/2004 thru 06/30/2004

Arranged by:
Group ID and Activity Number

Activity Number and Name	Beginning Cash	Receipts	Disbursements	Adjustments	Cash Balance
A GENERAL FUNDS					
100 VENDING MACHINES	16,623.17	1,428.65	0.00	0.00	18,051.82
105 STAFF VENDING MACHINES	2,162.93	200.73	279.00	0.00	2,084.66
110 GENERAL	-11,216.15	61.81	975.19	20.00	-12,109.53
120 PENCIL FUND (SCHOOL IMPROV.)	1,229.61	136.72	0.00	0.00	1,366.33
150 INTEREST EARNED CHECKING	4,182.76	0.00	0.00	0.00	4,182.76
170 INTEREST EARNED SAVINGS	15,435.18	36.60	0.00	0.00	15,471.78
180 BUILDING IMPROVEMENTS FUND	0.00	0.00	0.00	0.00	0.00
190 PAYBAC FUND	809.91	0.00	0.00	0.00	809.91
A GENERAL FUNDS Totals:	29,227.41	1,864.51	1,254.19	20.00	29,857.73
B ATHLETICS					
200 ATHLETICS PROGRAM	298.32	9.00	1,122.03	0.00	-814.71
B ATHLETICS Totals:	298.32	9.00	1,122.03	0.00	-814.71
C ACADEMIC CLUBS					
305 ART CLUB	-107.02	3.60	69.23	0.00	-172.65
310 YEARBOOKS	-205.28	4,303.10	0.00	15.00	4,112.82
315 BOWLING CLUB	-2,828.38	0.00	0.00	0.00	-2,828.38
320 FAMILY CONSUMER SCIENCE CLUB	-184.00	0.00	0.00	0.00	-184.00
330 DRAMA	91.83	0.00	0.00	0.00	91.83
335 PING PONG	0.00	0.00	0.00	0.00	0.00
340 TENNIS CLUB	-798.16	0.00	0.00	0.00	-798.16
350 SKI CLUB	-1,308.87	0.00	0.00	0.00	-1,308.87
C ACADEMIC CLUBS Totals:	-5,339.88	4,306.70	69.23	15.00	-1,087.41
D CLUBS AND ORGANIZATIONS					
400 STUDENT COUNCIL	6,417.41	0.00	108.72	0.00	6,308.69
425 YOUTH TO YOUTH	-656.61	0.00	0.00	0.00	-656.61
D CLUBS AND ORGANIZATIONS Totals:	5,760.80	0.00	108.72	0.00	5,652.08
E SCHOOL CUSTODIAL ACCOUNTS					
500 BAND	-20.55	0.00	0.00	0.00	-20.55
501 SITE BASE	24.78	0.00	0.00	0.00	24.78
502 HOSPITALITY	663.94	0.00	219.78	0.00	444.16
503 BAND CONTEST/CLINIC	0.00	0.00	0.00	0.00	0.00
504 ROTARY ACTIVITY FUND	705.10	0.00	0.00	0.00	705.10
505 FINES	1,064.07	442.72	0.00	3.60	1,510.39
506 MONTESSORI (6TH)	-74.02	0.00	433.29	0.00	-507.31
507 TEAMMATES	0.00	0.00	0.00	0.00	0.00
508 MONTESSORI 7/8	-14,086.56	0.00	0.00	0.00	-14,086.56
509 FUNDRAISER '02-'03 (SCHOLARSHIPS,	7,897.63	0.00	0.00	0.00	7,897.63
510 TRANSPORTATION	0.00	0.00	0.00	0.00	0.00
511 NEW TEACHER FUND	300.00	0.00	115.54	0.00	184.46
512 KIDS HELPING KIDS FUND	88.40	0.00	0.00	0.00	88.40
513 MONTESSORI SUPPORT FUND	5,754.61	2,199.33	0.00	0.00	7,953.94
514 LACEY LEGACY FUND	275.00	0.00	0.00	-35.00	240.00
515 ASSIGNMENT NOTEBOOKS	392.65	0.00	0.00	0.00	392.65
516 6A SUPPORT FUND	332.05	0.00	284.45	0.00	47.60
517 6B SUPPORT FUND	191.53	0.00	103.95	0.00	87.58
518 7A SUPPORT FUND	300.05	0.00	0.00	0.00	300.05
519 7B SUPPORT FUND	84.12	0.00	51.87	0.00	32.25
520 LIBRARY	835.59	106.30	44.27	-3.60	894.02
521 7C SUPPORT FUND	252.89	0.00	65.14	0.00	187.75
522 8A SUPPORT FUND	218.91	0.00	0.00	0.00	218.91
523 8B SUPPORT FUND	218.87	0.00	0.00	0.00	218.87

Current Cash Balance Report

ALL Data

Date: 06/01/2004 thru 06/30/2004

Arranged by:
Group ID and Activity Number

Activity Number and Name	Beginning Cash	Receipts	Disbursements	Adjustments	Cash Balance
525 FUND RAISER 1995-96-97	0.00	0.00	0.00	0.00	0.00
526 FUNDRAISER '03-'04 (SCHOLARSHIPS,	10,826.30	0.00	1,182.84	0.00	9,643.46
530 FUNDRAISER 97-98,COCURRICULAR	0.00	0.00	0.00	0.00	0.00
535 VOCAL MUSIC	-461.79	0.00	0.00	0.00	-461.79
540 FUNDRAISER 98-99, LIBRARY	39.12	0.00	0.00	0.00	39.12
545 ORCHESTRA	7.86	0.00	0.00	0.00	7.86
550 SUMMER SCHOOL	0.00	0.00	0.00	0.00	0.00
555 FUNDRAISER 99-00, PRODUCTIVITY &	0.00	0.00	0.00	0.00	0.00
560 PHYSICAL EDUCATION	266.91	0.00	0.00	0.00	266.91
565 FUNDRAISER '00-'01, (SIGNS, SCHOLARSHIPS,	18.78	0.00	0.00	0.00	18.78
570 P.I.V.O.T.	0.00	0.00	0.00	0.00	0.00
575 ART FEES	270.61	0.00	0.00	0.00	270.61
580 SEWING (HAAN CRAFT KITS)	99.93	26.65	0.00	0.00	126.58
585 ENVIRONMENTAL EDUCATION	0.00	0.00	0.00	0.00	0.00
590 TECHNOLOGY EDUCATION	2,230.83	140.00	0.00	0.00	2,370.83
595 FUNDRAISER '01-'02 (COMMONS, CAMPUS, SIGN,	985.64	0.00	84.00	0.00	901.64
E SCHOOL CUSTODIAL ACCOUNTS Totals:	19,703.25	2,915.00	2,585.13	-35.00	19,998.12
F DISTRICT CUSTODIAL ACCOUNTS					
620 CONFERENCE ACCOUNT	1,028.93	0.00	0.00	0.00	1,028.93
F DISTRICT CUSTODIAL ACCOUNTS Totals:	1,028.93	0.00	0.00	0.00	1,028.93
G INVESTMENTS					
700 SAVINGS	-58,774.46	0.00	36.60	0.00	-58,811.06
710 INTEREST ON SAVINGS	0.00	0.00	0.00	0.00	0.00
G INVESTMENTS Totals:	-58,774.46	0.00	36.60	0.00	-58,811.06
Report Totals:	-8,095.63	9,095.21	5,175.90	0.00	-4,176.32

Submitted by Julia M. Christian, Bookkeeper

Approved by [Signature] Date 7/21/04

Current Cash Balance Report

ALL Data

Date: 06/01/2004 thru 06/30/2004

Arranged by:
Group ID and Activity Number

Activity Number and Name	Beginning Cash	Receipts	Disbursements	Adjustments	Cash Balance
A EXTRACURRICULAR					
1005 7A FIELD TRIP	872.00	0.00	0.00	0.00	872.00
1010 7B FIELD TRIP	1,313.00	0.00	0.00	0.00	1,313.00
1015 7C FIELD TRIP	945.00	0.00	0.00	0.00	945.00
1020 7TH GRADE FIELD TRIP	14.00	0.00	0.00	0.00	14.00
1030 6A FIELD TRIP	1,280.00	0.00	0.00	0.00	1,280.00
1035 6B FIELD TRIP	1,150.00	0.00	0.00	0.00	1,150.00
1040 6C FIELD TRIP	0.00	0.00	0.00	0.00	0.00
1050 8A FIELD TRIP	0.00	0.00	0.00	0.00	0.00
1055 8B FIELD TRIP	0.00	0.00	0.00	0.00	0.00
1060 8TH GRADE FIELD TRIP	1,844.50	0.00	0.00	0.00	1,844.50
1065 H. A. L. FIELD TRIP	965.25	0.00	0.00	0.00	965.25
1075 FRENCH FIELD TRIP	0.00	0.00	0.00	0.00	0.00
1080 GERMAN FIELD TRIP	0.00	0.00	0.00	0.00	0.00
1505 MONTESSORI (6TH)	476.00	0.00	0.00	0.00	476.00
1508 MONTESSORI (7,8)	9,237.28	0.00	0.00	0.00	9,237.28
A EXTRACURRICULAR Totals:	18,097.03	0.00	0.00	0.00	18,097.03
A EXTRACURRICULAR					
2305 ART CLUB	335.00	0.00	0.00	0.00	335.00
A EXTRACURRICULAR Totals:	335.00	0.00	0.00	0.00	335.00
A EXTRACURRICULAR					
2315 BOWLING CLUB	2,700.00	0.00	0.00	0.00	2,700.00
A EXTRACURRICULAR Totals:	2,700.00	0.00	0.00	0.00	2,700.00
A EXTRACURRICULAR					
2320 FAMILY CONSUMER SCIENCE CLUB	185.75	0.00	0.00	0.00	185.75
2330 DRAMA CLUB	0.00	0.00	0.00	0.00	0.00
2340 TENNIS CLUB	807.00	0.00	0.00	0.00	807.00
2350 SKI CLUB	1,315.00	17.00	0.00	0.00	1,332.00
2425 YOUTH TO YOUTH CLUB	1,277.00	0.00	0.00	0.00	1,277.00
2500 BAND	820.95	0.00	0.00	0.00	820.95
2535 VOCAL MUSIC	691.60	0.00	0.00	0.00	691.60
2545 ORCHESTRA	0.00	0.00	0.00	0.00	0.00
A EXTRACURRICULAR Totals:	5,097.30	17.00	0.00	0.00	5,114.30
A EXTRACURRICULAR					
3200 ATHLETICS	14,212.00	0.00	0.00	0.00	14,212.00
A EXTRACURRICULAR Totals:	14,212.00	0.00	0.00	0.00	14,212.00
Report Totals:	40,441.33	17.00	0.00	0.00	40,458.33

Submitted by *Julie M. Christian - Bookkeeper*

Approved by *[Signature]* Date *7/26/04*

Current Cash Balance Report

ALL Data

Date: 06/01/2004 thru 06/30/2004

Arranged by:
Group ID and Activity Number

Activity Number and Name	Beginning Cash	Receipts	Disbursements	Adjustments	Cash Balance
A GENERAL FUNDS					
100 VENDING	7,069.73	30.50	371.95	0.00	6,728.28
105 STAFF VENDING	1,613.40	0.00	33.04	0.00	1,580.36
110 GENERAL FUND	4,889.62	232.35	12.75	0.00	5,109.22
112 PAYBAC	1,395.51	0.00	0.00	0.00	1,395.51
115 KIEWIT T-SHIRT-SALES/PROJECTS	4,224.26	0.00	0.00	0.00	4,224.26
116 CLASS/ACTIVITY T-SHIRTS	-64.86	0.00	0.00	0.00	-64.86
117 BOOK ORDERS	0.00	0.00	0.00	0.00	0.00
119 SITE IMPROVEMENT	16,959.61	0.00	0.00	0.00	16,959.61
120 SCHOOL IMPROVEMENT TEAM	10,017.86	200.00	0.00	0.00	10,217.86
130 BUS	10,169.19	0.00	89.57	-249.00	9,830.62
140 RETIREMENT	714.89	0.00	0.00	0.00	714.89
150 PARENT/TEACHER RESOURCE LIB	405.56	0.00	0.00	0.00	405.56
155 TECHNOLOGY	0.00	0.00	0.00	0.00	0.00
165 ROTARY	621.91	0.00	0.00	0.00	621.91
170 SCHOLARSHIP	150.56	0.00	0.00	0.00	150.56
180 SPECIAL PROJECTS	4,408.73	0.00	0.00	0.00	4,408.73
185 LEARNING CENTER	430.13	0.00	0.00	0.00	430.13
190 STAFF DEVELOPMENT	4,521.77	0.00	132.00	0.00	4,389.77
195 STUDENT ACTIVITIES	6,293.90	0.00	0.00	0.00	6,293.90
196 PARENTS FOR TEACHER APPRECIATION	0.00	0.00	0.00	0.00	0.00
197 VOCAL MUSIC	0.00	0.00	0.00	0.00	0.00
A GENERAL FUNDS Totals:	73,821.77	462.85	639.31	-249.00	73,396.31
B ATHLETICS					
200 ATHLETICS	5,488.71	-2,464.00	5,750.71	0.00	-2,726.00
210 MULTI-PURPOSE PROJECT	71.12	0.00	0.00	0.00	71.12
B ATHLETICS Totals:	5,559.83	-2,464.00	5,750.71	0.00	-2,654.88
C ACADEMIC CLUBS					
300 INTERNATIONAL CLUB	0.00	0.00	0.00	0.00	0.00
305 VOLUNTEER CLUB	1,716.23	0.00	0.00	0.00	1,716.23
310 YEARBOOK	10,259.29	200.00	0.00	0.00	10,459.29
315 DRAMA CLUB	608.59	0.00	0.00	0.00	608.59
320 YOUTH-TO-YOUTH	901.36	0.00	0.00	0.00	901.36
325 STUDENT COUNCIL	4,304.47	0.00	650.09	0.00	3,654.38
330 SCIENCE CLUB	0.00	0.00	0.00	0.00	0.00
335 ART CLUB	-108.77	0.00	121.40	0.00	-230.17
355 SPEECH CLUB	-191.50	0.00	0.00	0.00	-191.50
360 DESTINATION IMAGINATION CLUB	0.00	0.00	0.00	0.00	0.00
C ACADEMIC CLUBS Totals:	17,489.67	200.00	771.49	0.00	16,918.18
D CLUBS AND ORGANIZATIONS					
420 SNACK AND STITCH	2.03	-12.00	41.65	0.00	-51.62
D CLUBS AND ORGANIZATIONS Totals:	2.03	-12.00	41.65	0.00	-51.62
E SCHOOL CUSTODIAL ACCOUNTS					
520 SOCIAL/HOSPITALITY	1,137.03	49.00	70.00	0.00	1,116.03
530 PE/LOCK	2,243.52	0.00	0.00	0.00	2,243.52
540 HOME ARTS	138.85	54.74	0.00	0.00	193.59
550 INDUSTRIAL ARTS	1,973.37	0.00	185.00	0.00	1,788.37
560 ART CLASS	0.00	0.00	0.00	0.00	0.00
580 LIBRARY	4,123.75	0.00	188.09	0.00	3,935.66
581 6A FIELD TRIP	-1,275.33	0.00	0.00	0.00	-1,275.33
582 6B FIELD TRIP	-1,703.59	0.00	0.00	0.00	-1,703.59
583 6C FIELD TRIP	-1,327.54	0.00	0.00	0.00	-1,327.54

ALL Data

Current Cash Balance Report

Date: 06/01/2004 thru 06/30/2004

Arranged by:
Group ID and Activity Number

Activity Number and Name	Beginning Cash	Receipts	Disbursements	Adjustments	Cash Balance
584 7A FIELD TRIP	-249.00	0.00	0.00	249.00	0.00
585 7B FIELD TRIP	-938.10	0.00	0.00	0.00	-938.10
586 7C FIELD TRIP	-244.00	0.00	0.00	0.00	-244.00
587 8A FIELD TRIP	-1,018.01	0.00	0.00	0.00	-1,018.01
588 8B FIELD TRIP	-623.62	0.00	0.00	0.00	-623.62
589 8C FIELD TRIP	-946.47	0.00	0.00	0.00	-946.47
590 FRENCH FIELD TRIP	-135.00	0.00	0.00	0.00	-135.00
591 GERMAN FIELD TRIP	0.00	0.00	0.00	0.00	0.00
592 SPANISH FIELD TRIP	0.00	0.00	0.00	0.00	0.00
593 HAL FIELD TRIPS	-1,327.00	0.00	0.00	0.00	-1,327.00
594 AFTER SCHOOL PROGRAM	-19,131.72	0.00	1,922.43	0.00	-21,054.15
595 SUMMER SCHOOL PROGRAM	0.00	0.00	123.89	0.00	-123.89
596 BAND FIELD TRIPS	-416.24	0.00	0.00	0.00	-416.24
597 BAND ACTIVITIES	36.20	0.00	0.00	0.00	36.20
E SCHOOL CUSTODIAL ACCOUNTS Totals:	-19,682.90	103.74	2,489.41	249.00	-21,819.57
F DISTRICT CUSTODIAL ACCOUNTS					
620 CONVENTION	214.96	0.00	0.00	0.00	214.96
F DISTRICT CUSTODIAL ACCOUNTS Totals:	214.96	0.00	0.00	0.00	214.96
G INVESTMENTS					
700 SAVINGS	-70,849.63	0.00	44.14	0.00	-70,893.77
710 INTEREST ON SAVINGS	46,447.63	44.14	0.00	0.00	46,491.77
G INVESTMENTS Totals:	-24,402.00	44.14	44.14	0.00	-24,402.00
Report Totals:	53,003.36	-1,665.27	9,736.71	0.00	41,601.38

Ph. Koe 7/6/04
Jenna Schuetz 7/6/04

ALL Data

Current Cash Balance Report

Date: 06/01/2004 thru 06/30/2004

Arranged by:
Group ID and Activity Number

Activity Number and Name	Beginning Cash	Receipts	Disbursements	Adjustments	Cash Balance
A EXTRACURRICULAR					
1581 6A FIELD TRIPS	1,105.00	0.00	0.00	0.00	1,105.00
1582 6B FIELD TRIPS	1,465.00	0.00	0.00	0.00	1,465.00
1583 6C FIELD TRIPS	1,183.50	0.00	0.00	0.00	1,183.50
1584 7A FIELD TRIPS	249.00	0.00	0.00	0.00	249.00
1585 7B FIELD TRIPS	911.00	0.00	0.00	0.00	911.00
1586 7C FIELD TRIPS	244.00	0.00	0.00	0.00	244.00
1587 8A FIELD TRIPS	1,074.50	0.00	0.00	0.00	1,074.50
1588 8B FIELD TRIPS	594.00	0.00	0.00	0.00	594.00
1589 8C FIELD TRIPS	959.00	0.00	0.00	0.00	959.00
1590 FRENCH FIELD TRIPS	135.00	0.00	0.00	0.00	135.00
1591 GERMAN FIELD TRIPS	0.00	0.00	0.00	0.00	0.00
1592 SPANISH FIELD TRIPS	0.00	0.00	0.00	0.00	0.00
1593 HAL FIELD TRIPS	1,597.00	0.00	0.00	0.00	1,597.00
1596 BAND FIELD TRIPS	416.77	0.00	0.00	0.00	416.77
2320 YOUTH-TO-YOUTH CLUB	0.00	0.00	0.00	0.00	0.00
2335 ART CLUB	222.00	0.00	0.00	0.00	222.00
2350 CHESS CLUB	0.00	0.00	0.00	0.00	0.00
2355 SPEECH CLUB	191.50	0.00	0.00	0.00	191.50
2360 DESTINATION IMAGINATION CLUB	0.00	0.00	0.00	0.00	0.00
2420 SNACK AND STITCH CLUB	81.00	12.00	0.00	0.00	93.00
3200 ATHLETICS	17,216.25	2,464.00	0.00	0.00	19,680.25
A EXTRACURRICULAR Totals:	27,644.52	2,476.00	0.00	0.00	30,120.52
C AFTER SCHOOL/SUMMER SCHOOL					
6594 AFTER SCHOOL PROGRAM	23,125.00	0.00	0.00	0.00	23,125.00
6595 SUMMER SCHOOL PROGRAM	0.00	1,675.00	0.00	0.00	1,675.00
C AFTER SCHOOL/SUMMER SCHOOL Totals:	23,125.00	1,675.00	0.00	0.00	24,800.00
Report Totals:	50,769.52	4,151.00	0.00	0.00	54,920.52

Jerome Schuety 7/6/04
Photo 7/6/04

ALL Data

Current Cash Balance Report

Arranged by:

Date: 06/01/2004 thru 06/30/2004

Group ID and Activity Number

Activity Number and Name	Beginning Cash	Receipts	Disbursements	Adjustments	Cash Balance
A GENERAL FUNDS					
100 VENDING (POP)	2,866.80	582.34	0.00	0.00	3,449.14
101 VENDING (PENS & PENCILS)	737.06	0.00	0.00	0.00	737.06
102 VENDING (CANDY)	785.25	120.50	0.00	0.00	905.75
103 VENDING (ICE CREAM)	81.74	0.00	0.00	0.00	81.74
104 VENDING (STAFF)	809.98	96.59	130.97	0.00	775.60
110 GENERAL	10,542.92	66.31	1,318.69	0.00	9,290.54
115 BUNNELL BOOK ORDERS	-72.10	0.00	0.00	0.00	-72.10
120 BIERMAN BOOK ORDERS	36.50	0.00	0.00	0.00	36.50
125 MAUST BOOK ORDER	-19.70	0.00	0.00	0.00	-19.70
126 BRABLEC BOOK ORDERS	0.00	0.00	0.00	0.00	0.00
130 MEF SCHOLARSHIP	318.39	0.00	0.00	0.00	318.39
135 HOSPITALITY FUND	680.53	0.00	164.32	0.00	516.21
140 CHARVAT BOOK ORDERS	0.00	0.00	0.00	0.00	0.00
145 NOT USED	0.00	0.00	0.00	0.00	0.00
150 NOT USED	0.00	0.00	0.00	0.00	0.00
A GENERAL FUNDS Totals:	16,767.37	865.74	1,613.98	0.00	16,019.13
B ATHLETICS					
200 ATHLETICS	0.00	0.00	0.00	0.00	0.00
210 FOOTBALL	-1,990.62	0.00	0.00	0.00	-1,990.62
220 BASKETBALL	-767.69	3,454.50	0.00	0.00	2,686.81
230 VOLLEYBALL	-1,138.02	0.00	0.00	0.00	-1,138.02
240 WRESTLING	-143.47	0.00	0.00	0.00	-143.47
250 CROSS COUNTRY	-252.25	0.00	0.00	0.00	-252.25
260 TRACK & FIELD	-2,297.21	3,013.00	0.00	0.00	715.79
B ATHLETICS Totals:	-6,589.26	6,467.50	0.00	0.00	-121.76
C ACADEMIC CLUBS					
300 ANNUAL	4,493.88	1.00	1,531.61	0.00	2,963.27
305 ART CLUB	272.14	345.10	0.00	0.00	617.24
306 CHESS	0.00	0.00	0.00	0.00	0.00
310 DRAMA CLUB	767.10	0.00	0.00	0.00	767.10
315 YOUTH TO YOUTH	61.98	190.00	0.00	0.00	251.98
317 FRENCH CLUB	0.00	0.00	0.00	0.00	0.00
318 MUSTANG MENTORS	46.32	0.00	0.00	0.00	46.32
320 SCIENCE CLUB	0.00	0.00	0.00	0.00	0.00
321 SCRAPBOOK CLUB	37.79	10.00	0.00	0.00	47.79
325 SKI CLUB	0.00	0.00	0.00	0.00	0.00
330 SPANISH CLUB	0.00	0.00	0.00	0.00	0.00
335 VOLUNTEER CLUB	74.12	0.00	0.00	0.00	74.12
340 SPED CAMPING TRIP	33.14	0.00	0.00	0.00	33.14
345 NOT USED	0.00	0.00	0.00	0.00	0.00
350 FORENSICS	-744.00	729.50	0.00	0.00	-14.50
C ACADEMIC CLUBS Totals:	5,042.47	1,275.60	1,531.61	0.00	4,786.46
D CLUBS AND ORGANIZATIONS					
400 STUDENT COUNCIL	678.04	0.00	0.00	0.00	678.04
D CLUBS AND ORGANIZATIONS Totals:	678.04	0.00	0.00	0.00	678.04
E SCHOOL CUSTODIAL ACCOUNTS					
500 ART PROJECTS	1,526.68	0.00	44.40	0.00	1,482.28
501 BAND CONTEST/CLINIC	1,125.32	0.00	587.80	0.00	537.52
502 SWING CHOIR	55.65	0.00	0.00	0.00	55.65
503 HONOR CHOIR	0.00	0.00	0.00	0.00	0.00
504 JAZZ BAND	-269.19	0.00	0.00	0.00	-269.19

Current Cash Balance Report

ALL Data

Date: 06/01/2004 thru 06/30/2004

Arranged by:
Group ID and Activity Number

Activity Number and Name	Beginning Cash	Receipts	Disbursements	Adjustments	Cash Balance
505 NOT USED	0.00	0.00	0.00	0.00	0.00
506 6A FIELD TRIPS	-7.74	0.00	0.00	0.00	-7.74
507 6B FIELD TRIPS	-16.74	0.00	0.00	0.00	-16.74
508 7A FIELD TRIPS	-21.34	0.00	0.00	0.00	-21.34
509 7B FIELD TRIPS	0.00	0.00	0.00	0.00	0.00
510 8A FIELD TRIPS	0.00	0.00	0.00	0.00	0.00
511 8B FIELD TRIPS	0.00	0.00	0.00	0.00	0.00
512 8C FIELD TRIPS	0.00	0.00	0.00	0.00	0.00
515 FUND RAISING	27,955.88	0.00	0.00	0.00	27,955.88
520 GYM SUITS	16.55	0.00	0.00	0.00	16.55
525 HOME EC PROJECTS	376.35	0.00	741.04	0.00	-364.69
526 HONORS BAND	-60.40	0.00	0.00	0.00	-60.40
527 HAL TRIPS	-7.00	0.00	0.00	0.00	-7.00
530 INDUSTRIAL ARTS PROJECTS	4,468.53	0.00	0.00	0.00	4,468.53
535 INSTRUMENT RENTAL	35.00	0.00	0.00	0.00	35.00
545 LIBRARY	798.99	0.00	8.16	0.00	790.83
550 LOCK	45.00	0.00	0.00	0.00	45.00
552 MATH/SCI SAT SCHOOL	0.00	0.00	0.00	0.00	0.00
555 OUTDOOR EDUCATION	-8,543.88	8,050.50	0.00	0.00	-493.38
560 SITE BASE PLAN	0.00	0.00	0.00	0.00	0.00
E SCHOOL CUSTODIAL ACCOUNTS Totals:	<u>27,477.66</u>	<u>8,050.50</u>	<u>1,381.40</u>	<u>0.00</u>	<u>34,146.76</u>
F DISTRICT CUSTODIAL ACCOUNTS					
600 NOT USED	0.00	0.00	0.00	0.00	0.00
620 NOT USED	0.00	0.00	0.00	0.00	0.00
F DISTRICT CUSTODIAL ACCOUNTS Totals:	<u>0.00</u>	<u>0.00</u>	<u>0.00</u>	<u>0.00</u>	<u>0.00</u>
G INVESTMENTS					
700 INVESTMENTS	-28,807.26	0.00	0.00	0.00	-28,807.26
710 INTEREST FROM SAVINGS	0.00	0.00	0.00	0.00	0.00
G INVESTMENTS Totals:	<u>-28,807.26</u>	<u>0.00</u>	<u>0.00</u>	<u>0.00</u>	<u>-28,807.26</u>
R REIMBURSEMENT					
800 NOT USED	0.00	0.00	0.00	0.00	0.00
R REIMBURSEMENT Totals:	<u>0.00</u>	<u>0.00</u>	<u>0.00</u>	<u>0.00</u>	<u>0.00</u>
Report Totals:	<u>14,569.02</u>	<u>16,659.34</u>	<u>4,526.99</u>	<u>0.00</u>	<u>26,701.37</u>

S. J. O'Neil

*Jessie Bartholomew
Bookkeeper*

ALL Data

Current Cash Balance Report

Arranged by:

Date: 06/01/2004 thru 06/30/2004

Group ID and Activity Number

Activity Number and Name	Beginning Cash	Receipts	Disbursements	Adjustments	Cash Balance
A EXTRACURRICULAR					
1310 DRAMA CLUB TRIP	0.00	0.00	0.00	0.00	0.00
1315 YOUTH TO YOUTH TRIP	0.00	0.00	0.00	0.00	0.00
1340 RESOURCE	0.00	0.00	0.00	0.00	0.00
1400 STUDENT COUNCIL TRIP	0.00	0.00	0.00	0.00	0.00
1506 6A FIELD TRIP	0.00	0.00	0.00	0.00	0.00
1507 6B FIELD TRIP	0.00	0.00	0.00	0.00	0.00
1508 7A FIELD TRIP	0.00	0.00	0.00	0.00	0.00
1509 7B FIELD TRIP	3.82	0.00	0.00	0.00	3.82
1510 8A FIELD TRIP	0.00	0.00	0.00	0.00	0.00
1511 8B FIELD TRIP	0.00	0.00	0.00	0.00	0.00
1527 HAL TRIPS	0.00	0.00	0.00	0.00	0.00
1555 OUTDOOR ED	8,050.50	0.00	8,050.50	0.00	0.00
2305 ART CLUB	345.10	0.00	345.10	0.00	0.00
2306 CHESS	0.00	0.00	0.00	0.00	0.00
2310 DRAMA CLUB	0.00	0.00	0.00	0.00	0.00
2315 YOUTH TO YOUTH	190.00	0.00	190.00	0.00	0.00
2321 SCRAPBOOK CLUB	10.00	0.00	10.00	0.00	0.00
2325 SKI CLUB	0.00	0.00	0.00	0.00	0.00
2350 FORENSICS	729.50	0.00	729.50	0.00	0.00
2504 JAZZ BAND	0.00	0.00	0.00	0.00	0.00
2513 FIDDLE FEST	0.00	0.00	0.00	0.00	0.00
2526 HONORS BAND	0.00	0.00	0.00	0.00	0.00
2535 INSTRUMENT RENTAL	0.00	0.00	0.00	0.00	0.00
3000 ATHLETICS	0.00	0.00	0.00	0.00	0.00
3010 FOOTBALL	0.00	0.00	0.00	0.00	0.00
3020 BASKETBALL	3,454.50	0.00	3,454.50	0.00	0.00
3030 VOLLEYBALL	0.00	0.00	0.00	0.00	0.00
3040 WRESTLING	0.00	0.00	0.00	0.00	0.00
3050 CROSS COUNTRY	0.00	0.00	0.00	0.00	0.00
3060 TRACK & FIELD	3,013.00	0.00	3,013.00	0.00	0.00
A EXTRACURRICULAR Totals:	<u>15,796.42</u>	<u>0.00</u>	<u>15,792.60</u>	<u>0.00</u>	<u>3.82</u>
Report Totals:	15,796.42	0.00	15,792.60	0.00	3.82

See 5/1/04

*Julie Bartholomew
Bookkeeper*

ALL Data

Current Cash Balance Report

Date: 06/01/2004 thru 06/30/2004

Arranged by:
Group ID and Activity Number

Activity Number and Name	Beginning Cash	Receipts	Disbursements	Adjustments	Cash Balance
A ACTIVITY GENERAL FUND					
100 Vending Machines	10,723.27	0.00	226.36	0.00	10,496.91
101 Coffee & Water Machines	-289.10	0.00	14.95	0.00	-304.05
102 Building Beautification	2,457.22	0.00	0.00	0.00	2,457.22
103 Vending machines-staff	216.29	0.00	0.00	0.00	216.29
104 Freedom Shrine Donations	0.00	0.00	0.00	0.00	0.00
110 General	1,278.40	14.25	579.23	0.00	713.42
149 Discretionary Spending	0.00	0.00	0.00	0.00	0.00
150 Sweatshirt Sales	108.22	0.00	0.00	0.00	108.22
A ACTIVITY GENERAL FUND Totals:	14,494.30	14.25	820.54	0.00	13,688.01
B ATHLETICS					
201 Athletics	-19,704.85	0.00	0.00	0.00	-19,704.85
202 Athletics Assistance from Rotary	578.50	0.00	0.00	0.00	578.50
B ATHLETICS Totals:	-19,126.35	0.00	0.00	0.00	-19,126.35
C ACADEMIC CLUBS					
301 Yearbook	6,180.99	60.00	3,497.06	0.00	2,743.93
302 Swing/Girls' Choir	0.00	0.00	0.00	0.00	0.00
303 Jazz Band	0.00	0.00	0.00	0.00	0.00
C ACADEMIC CLUBS Totals:	6,180.99	60.00	3,497.06	0.00	2,743.93
D CLUBS AND ORGANIZATIONS					
401 Art Club	231.00	0.00	0.00	0.00	231.00
402 Chess Club	87.49	0.00	0.00	0.00	87.49
403 Computer Club	17.22	0.00	0.00	0.00	17.22
404 Drama Club	110.25	0.00	0.00	0.00	110.25
405 Environmental Club	0.00	0.00	0.00	0.00	0.00
406 Golf Club	230.00	0.00	0.00	0.00	230.00
407 Student Newspaper	38.69	0.00	0.00	0.00	38.69
408 Science Club	0.00	0.00	0.00	0.00	0.00
409 Home Ec Club	284.63	0.00	0.00	0.00	284.63
410 Student Council	961.01	0.00	0.00	0.00	961.01
411 Youth to Youth	1,928.37	0.00	0.00	0.00	1,928.37
413 Wits Clash/Knowledge Masters	40.00	0.00	0.00	0.00	40.00
414 Ski Club	0.00	0.00	0.00	0.00	0.00
415 Photography Club	107.78	0.00	0.00	0.00	107.78
416 Literary Club	145.59	0.00	0.00	0.00	145.59
417 Summer Opportunities	12,051.38	615.00	10,838.72	0.00	1,827.66
418 Spirit Club	0.00	0.00	0.00	0.00	0.00
419 Engineering Club	15.26	0.00	0.00	0.00	15.26
420 Japanese Club	0.00	0.00	0.00	0.00	0.00
421 Dulcimer Club	0.00	0.00	0.00	0.00	0.00
D CLUBS AND ORGANIZATIONS Totals:	16,248.67	615.00	10,838.72	0.00	6,024.95
E ADMIN CUSTODIAL ACCOUNTS					
601 Employee Hospitality	-461.86	0.00	96.48	0.00	-558.34
603 Gym Fees	662.23	0.00	0.00	0.00	662.23
604 Art	1,761.70	0.00	0.00	0.00	1,761.70
605 Book Fines	6,058.50	150.45	0.00	0.00	6,208.95
606 Library	1,874.34	0.00	21.60	0.00	1,852.74
607 Parent Pack Organization	0.00	0.00	0.00	0.00	0.00
608 Leadership Workshop	0.00	0.00	0.00	0.00	0.00
609 Parent Pack Resource	0.00	0.00	0.00	0.00	0.00
610 8th Grade Farewell	1,657.88	0.00	0.00	0.00	1,657.88
611 Directory Advertisements	0.00	0.00	0.00	0.00	0.00

Current Cash Balance Report

ALL Data

Date: 06/01/2004 thru 06/30/2004

Arranged by:
Group ID and Activity Number

Activity Number and Name	Beginning Cash	Receipts	Disbursements	Adjustments	Cash Balance
612 Peer Tutor/Learning Center	-28.00	0.00	0.00	0.00	-28.00
618 Counseling	59.15	0.00	16.85	0.00	42.30
E ADMIN CUSTODIAL ACCOUNTS Totals:	11,583.94	150.45	134.93	0.00	11,599.46
F ACADEMIC CUSTODIAL ACCOUNTS					
701 HAL	28.90	0.00	0.00	0.00	28.90
702 Industrial Technology	3,718.87	0.00	26.79	0.00	3,692.08
703 Home Economics	349.80	0.00	0.00	0.00	349.80
704 TEAM 6A	75.75	0.00	0.00	0.00	75.75
705 TEAM 6B	-221.60	0.00	0.00	0.00	-221.60
706 TEAM 7A	18.05	0.00	32.78	0.00	-14.73
707 TEAM 7B	141.29	0.00	110.92	0.00	30.37
708 TEAM 8A	165.24	0.00	0.00	0.00	165.24
709 TEAM 8B	123.94	0.00	108.90	0.00	15.04
710 TEAM 7C	76.32	0.00	0.00	0.00	76.32
711 TEAM 6C	-92.68	0.00	0.00	0.00	-92.68
712 TEAM 8C	88.72	0.00	0.00	0.00	88.72
713 Field Trips - balance from prior years	1,457.73	0.00	0.00	0.00	1,457.73
714 6th grade field trips	-3,825.90	0.00	143.50	0.00	-3,969.40
715 7th grade field trips	-2,053.84	0.00	0.00	0.00	-2,053.84
716 8th grade field trips	-3,884.40	0.00	0.00	0.00	-3,884.40
717 Exploratory Teams	-39.66	0.00	0.00	0.00	-39.66
718 Packtime	0.00	0.00	0.00	0.00	0.00
719 Music	-43.46	0.00	0.00	0.00	-43.46
720 Orchestra	139.20	0.00	0.00	0.00	139.20
721 Band	-248.00	0.00	0.00	0.00	-248.00
722 Music field trips	-1,119.09	0.00	0.00	0.00	-1,119.09
723 Orchestra field trips	-408.03	0.00	0.00	0.00	-408.03
724 Band field trips	-259.55	0.00	0.00	0.00	-259.55
725 HAL Field trips	-238.00	0.00	0.00	0.00	-238.00
726 Foreign Language Field Trips	-60.00	0.00	0.00	0.00	-60.00
F ACADEMIC CUSTODIAL ACCOUNTS Totals:	-6,110.40	0.00	422.89	0.00	-6,533.29
G DISTRICT CUSTODIAL ACCOUNTS					
800 Reimbursement account	0.00	0.00	0.00	0.00	0.00
801 Convention	0.00	0.00	0.00	0.00	0.00
802 Other District Custodial	0.00	0.00	0.00	0.00	0.00
G DISTRICT CUSTODIAL ACCOUNTS Totals:	0.00	0.00	0.00	0.00	0.00
H INVESTMENTS					
905 Interest on checking	1,855.65	15.59	0.00	0.00	1,871.24
H INVESTMENTS Totals:	1,855.65	15.59	0.00	0.00	1,871.24
I FUNDRAISERS					
1001 Auction	0.00	0.00	0.00	0.00	0.00
1002 MAGAZINE SALES	7,181.18	0.00	0.00	0.00	7,181.18
1003 Entertainment Books	13,942.64	0.00	95.23	0.00	13,847.41
1004 J.C. Penney	426.08	0.00	0.00	0.00	426.08
1005 Target donation	1,857.10	0.00	0.00	0.00	1,857.10
1006 Donations	3,292.68	0.00	0.00	0.00	3,292.68
1007 Commercial Federal Donation	1,150.00	0.00	0.00	0.00	1,150.00
1008 Bemis Art Project	0.00	0.00	0.00	0.00	0.00
I FUNDRAISERS Totals:	27,849.68	0.00	95.23	0.00	27,754.45

ALL Data

Current Cash Balance Report

Date: 06/01/2004 thru 06/30/2004

Arranged by:
Group ID and Activity Number

Activity Number and Name	Beginning Cash	Receipts	Disbursements	Adjustments	Cash Balance
J PACKTIME ACCOUNTS					
1100 PACKTime 6th grade	756.32	0.00	0.00	0.00	756.32
1102 PACKTime 7th grade	113.82	0.00	0.00	0.00	113.82
1103 PACKTime 8th grade	116.81	0.00	0.00	0.00	116.81
J PACKTIME ACCOUNTS Totals:	<u>986.95</u>	<u>0.00</u>	<u>0.00</u>	<u>0.00</u>	<u>986.95</u>
R REIMBURSABLES					
1901 Reimbursement Account	0.00	0.00	0.00	0.00	0.00
R REIMBURSABLES Totals:	<u>0.00</u>	<u>0.00</u>	<u>0.00</u>	<u>0.00</u>	<u>0.00</u>
Report Totals:	<u>53,963.43</u>	<u>855.29</u>	<u>15,809.37</u>	<u>0.00</u>	<u>39,009.35</u>

Principal signature Marge Welch

Administrative Assistant signature Sherry Seidl

Date 8/2/04

ALL Data

Current Cash Balance Report

Date: 06/01/2004 thru 06/30/2004

Arranged by:
Group ID and Activity Number

Activity Number and Name	Beginning Cash	Receipts	Disbursements	Adjustments	Cash Balance
A Field Trips					
1005 6A Field trips/team days	1,642.00	0.00	0.00	0.00	1,642.00
1010 6B field trips/team day	1,251.00	0.00	0.00	0.00	1,251.00
1011 6C field trips	1,113.14	0.00	0.00	0.00	1,113.14
1015 7A field trips	1,286.50	0.00	0.00	0.00	1,286.50
1020 7B field trips	640.00	0.00	0.00	0.00	640.00
1025 7C field trips	0.00	0.00	0.00	0.00	0.00
1030 8A field trips	1,610.80	0.00	0.00	0.00	1,610.80
1035 8B field trips	1,834.00	0.00	0.00	0.00	1,834.00
1040 8C field trips	764.61	0.00	0.00	0.00	764.61
1045 Foreign Language Field trip	60.00	0.00	0.00	0.00	60.00
1050 Vocal Music Field Trips	449.00	0.00	0.00	0.00	449.00
1055 Orchestra field trips	367.00	0.00	0.00	0.00	367.00
1060 HAL Field trip	254.00	0.00	0.00	0.00	254.00
1065 Band field trips	260.25	0.00	0.00	0.00	260.25
A Field Trips Totals:	11,532.30	0.00	0.00	0.00	11,532.30
B Clubs/Activities					
2401 Art Club	0.00	0.00	0.00	0.00	0.00
2402 Chess Club	0.00	0.00	0.00	0.00	0.00
2406 Golf Club	0.00	0.00	0.00	0.00	0.00
2411 Youth to Youth	0.00	0.00	0.00	0.00	0.00
2418 Spirit Club	0.00	0.00	0.00	0.00	0.00
2420 Japanese Club	0.00	0.00	0.00	0.00	0.00
2716 Dulcimer Club	0.00	0.00	0.00	0.00	0.00
B Clubs/Activities Totals:	0.00	0.00	0.00	0.00	0.00
C Athletics					
3201 Athletics	12,540.00	0.00	0.00	0.00	12,540.00
C Athletics Totals:	12,540.00	0.00	0.00	0.00	12,540.00
Report Totals:	24,072.30	0.00	0.00	0.00	24,072.30

Principal signature Marge Welch

Administrative Assistant signature Sherry Seidel

Date 8/3/04

ALL Data

Current Cash Balance Report

Date: 06/01/2004 thru 06/30/2004

Arranged by:
Group ID and Activity Number

Activity Number and Name	Beginning Cash	Receipts	Disbursements	Adjustments	Cash Balance
A ACTIVITY GENERAL FUND					
100 VENDING/C STORE REVENUES/OLD YEAR	38,260.72	0.00	1,096.76	0.00	37,163.96
101 NOT IN USE	0.00	0.00	0.00	0.00	0.00
102 CANDY MACHINES	-7,046.50	2,249.59	1,095.08	40.00	-5,851.99
103 MNHS C-STORE (HOLE IN WALL)	39,735.95	4,902.57	0.00	0.00	44,638.52
105 MUSTANG MANIA GRANTS	2,060.00	0.00	1,752.00	0.00	308.00
110 GENERAL	17,747.05	20.03	253.49	0.00	17,513.59
120 ACTIVITIES SUPPORT	37,000.00	0.00	0.00	0.00	37,000.00
146 ACADEMIC AWARDS	0.00	0.00	0.00	0.00	0.00
150 COCA COLA VENDING	48,563.90	4,672.86	0.00	0.00	53,236.76
170 INTEREST OF CD'S	48,433.68	197.66	0.00	0.00	48,631.34
180 INTEREST ON NOW ACCOUNT	11,014.61	40.94	0.00	0.00	11,055.55
185 INTEREST ON EAGLE FUND	19,544.36	12.06	0.00	0.00	19,556.42
190 MN SITE IMPROVEMENTS	6,015.91	0.00	0.00	0.00	6,015.91
A ACTIVITY GENERAL FUND Totals:	261,329.68	12,095.71	4,197.33	40.00	269,268.06
B ATHLETICS/ACTIVITIES					
200 ACTIVITIES TRANSPORTATION	-34,438.19	0.00	1,063.22	0.00	-35,501.41
201 CONCESSIONS	3,532.36	183.64	274.21	0.00	3,441.79
202 ATHLETICS	106,674.41	4,704.96	552.92	0.00	110,826.45
203 SPORT FEES**	22,101.97	0.00	7,811.46	0.00	14,290.51
204 ACTIVITY TICKETS	20,111.00	0.00	0.00	0.00	20,111.00
205 ATHLETIC CLOTHING	10,143.68	170.00	0.00	0.00	10,313.68
210 CLARKSON PHYSICAL SCREENING	0.00	0.00	0.00	0.00	0.00
215 TEMPORARY HELP/ACT/ATHLETICS	-2,267.00	0.00	0.00	0.00	-2,267.00
220 ATHLETIC ENTRY FEES	-5,080.00	0.00	80.00	0.00	-5,160.00
230 OFFICIAL	-25,622.85	0.00	0.00	0.00	-25,622.85
235 DEBATE TRANSPORTATION**	-2,001.27	0.00	593.33	0.00	-2,594.60
240 FORENSIC TRANSPORTATION**	-2,582.27	0.00	929.22	0.00	-3,511.49
250 BAND/ORCHESTRA TACT **	-2,913.84	0.00	0.00	0.00	-2,913.84
260 CHORAL TRANSPORTATION**	-578.69	0.00	82.67	0.00	-661.36
B ATHLETICS/ACTIVITIES Totals:	87,079.31	5,058.60	11,387.03	0.00	80,750.88
C ACADEMIC CLUBS					
301 DECA**	-4,779.55	0.00	0.00	0.00	-4,779.55
302 FRENCH CLUB	1,090.00	0.00	0.00	0.00	1,090.00
303 LATIN CLUB	-414.20	0.00	0.00	0.00	-414.20
304 AP BIOLOGY WORKBOOKS	1.98	0.00	0.00	0.00	1.98
305 SPANISH CLUB	254.00	26.87	0.00	0.00	280.87
307 GERMAN CLUB	-708.58	7.00	0.00	0.00	-701.58
308 YEARBOOK	25,512.07	645.00	15,297.81	0.00	10,859.26
309 NEWSPAPER	2,804.64	460.00	0.00	0.00	3,264.64
311 ASTRONOMY CLUB	15.00	0.00	0.00	0.00	15.00
311 **	0.00	0.00	0.00	0.00	0.00
312 DECA COOKIE ACCOUNT	1,911.02	0.00	0.00	0.00	1,911.02
314 HISTORY CLUB**	-7,701.15	0.00	0.00	0.00	-7,701.15
315 SPIRIT SHOP	4,798.98	257.00	0.00	0.00	5,055.98
316 FCCLA**	5,476.95	580.00	0.00	0.00	6,056.95
317 FEA	54.79	0.00	0.00	0.00	54.79
320 WRITER'S CLUB	0.00	0.00	0.00	0.00	0.00
325 VIA	343.16	0.00	0.00	0.00	343.16
524 MULTI-CAT	223.43	0.00	0.00	0.00	223.43
614 BROADCAST CLUB	308.21	0.00	0.00	0.00	308.21
615 VICA**	1,974.64	0.00	565.42	0.00	1,409.22

ALL Data

Current Cash Balance Report

Date: 06/01/2004 thru 06/30/2004

Arranged by:
Group ID and Activity Number

Activity Number and Name	Beginning Cash	Receipts	Disbursements	Adjustments	Cash Balance
C ACADEMIC CLUBS Totals:	31,165.39	1,975.87	15,863.23	0.00	17,278.03
D CLUBS AND ORGANIZATIONS					
401 CANCER FUND	7,095.46	0.00	0.00	0.00	7,095.46
402 CHEER-UNIFORMS**	6,415.37	4,049.68	8,470.62	0.00	1,994.43
403 DAIRY COUNCIL OF NE	500.00	0.00	0.00	0.00	500.00
404 CHEER-FRESHMAN	0.00	0.00	0.00	0.00	0.00
405 DANCE UNIFORMS**	3,596.99	1,837.78	3,671.00	0.00	1,763.77
406 DANCE TEAM	-30.00	0.00	0.00	0.00	-30.00
407 BASEBALL	3,803.11	2,040.00	3,712.00	0.00	2,131.11
408 THESPIAN/DRAMA CLUB	-1,602.50	0.00	0.00	0.00	-1,602.50
409 CHESS CLUB	143.61	0.00	0.00	0.00	143.61
410 CROSS COUNTRY FR	190.22	0.00	0.00	0.00	190.22
411 FOOTBALL FR	2,110.00	2,025.00	2,400.00	0.00	1,735.00
412 NOT IN USE	0.00	0.00	0.00	0.00	0.00
413 HOSA	197.21	0.00	0.00	0.00	197.21
414 GIRLS GOLF F/R	1,305.95	0.00	220.00	0.00	1,085.95
415 NOT IN USE	0.00	0.00	0.00	0.00	0.00
416 MUSTANG SCRAMBLE	2,330.07	0.00	0.00	0.00	2,330.07
417 SOCCER FR	2,627.09	0.00	300.00	0.00	2,327.09
419 SOFTBALL FR	233.20	850.00	0.00	0.00	*1,083.20
420 SWIM FR	1,428.16	499.73	0.00	-40.00	1,887.89
421 TENNIS FR	0.00	0.00	0.00	0.00	0.00
422 TRACK FR	1,395.93	0.00	0.00	0.00	1,395.93
423 VOLLEYBALL FUNDRAISER	4,822.33	3,730.00	6,000.00	30.00	2,582.33
425 LITERARY MAGAZINE	177.35	119.10	0.00	0.00	296.45
426 BAND**	-6,451.74	178.07	3,394.28	0.00	-9,667.95
427 FLAGS	1,574.04	1,596.25	0.00	0.00	3,170.29
428 ENVIRONMENTAL	400.00	0.00	0.00	0.00	400.00
429 AMNESTY INTERNATIONAL	82.79	300.00	306.00	0.00	76.79
430 CHORAL**	-6,557.87	0.00	0.00	0.00	-6,557.87
431 ORCHESTRA**	368.55	108.84	147.73	0.00	329.66
432 STUDENT COUNCIL	8,373.86	3.00	22.67	0.00	8,354.19
433 JCB CONTINGENCY FUND	2,000.00	0.00	0.00	0.00	2,000.00
434 JUNIOR CLASS	5,149.81	0.00	500.00	0.00	4,649.81
435 SENIOR CLASS	4,432.01	139.00	6,109.83	0.00	-1,538.82
436 UNITI	224.31	0.00	0.00	0.00	224.31
437 NATIONAL HONOR SOCIETY**	4,681.54	0.00	0.00	0.00	4,681.54
438 MUSTANGS MAKING A DIFFERENCE	159.12	0.00	0.00	0.00	159.12
441 NOT IN USE 10/03	0.00	0.00	0.00	0.00	0.00
445 NOT IN USE 3/04	0.00	0.00	0.00	0.00	0.00
450 INTRAMURALS**	250.95	0.00	0.00	0.00	250.95
456 BOYS GOLF F/R	238.66	0.00	0.00	0.00	238.66
458 OPPORTUNITIES GROUP	0.00	0.00	0.00	0.00	0.00
459 BOYS BASKETBALL CAMP	376.28	5,880.00	2,064.15	0.00	4,192.13
460 GIRLS SUMMER LEAGUE	0.00	1,355.00	100.00	0.00	1,255.00
466 WRESTLING FUNDRAISER	1,494.74	280.00	0.00	0.00	1,774.74
470 MN BASKETBALL BOOSTERS	1,705.00	1,010.00	520.00	0.00	2,195.00
477 MILLARD BASKETBALL/OC	1.00	5,360.00	3,137.10	0.00	2,223.90
480 NOT IN USE	0.00	0.00	0.00	0.00	0.00
500 NFL ACCOUNT	-870.78	0.00	0.00	0.00	-870.78
505 FROEMMING/MEMORIAL	184.68	0.00	0.00	0.00	184.68
510 HANDICAP SWIM	250.00	0.00	0.00	0.00	250.00

Current Cash Balance Report

ALL Data

Date: 06/01/2004 thru 06/30/2004

Arranged by:
Group ID and Activity Number

Activity Number and Name	Beginning Cash	Receipts	Disbursements	Adjustments	Cash Balance
515 JAPANESE CLUB	115.65	0.00	0.00	0.00	115.65
520 GIRLS BASKETBALL CAMP	2,516.28	2,430.00	1,975.51	-30.00	2,940.77
525 MN GIRLS JV BASKETBALL LEAGUE	2,413.14	2,498.00	3,083.00	0.00	1,828.14
526 NOT IN USE	0.00	0.00	0.00	0.00	0.00
D CLUBS AND ORGANIZATIONS Totals:	59,851.57	36,289.45	46,133.89	-40.00	49,967.13
E ADMIN CUSTODIAL ACCOUNTS					
601 COURTESY	536.37	15.00	40.60	0.00	510.77
602 CAREER DEVELOPMENT	2,407.34	0.00	0.00	0.00	2,407.34
603 PARKING STICKERS	34,982.28	0.00	3,539.66	0.00	31,442.62
604 PARKING FINES	10.00	0.00	0.00	0.00	10.00
605 FIELDTRIPS**	-3,202.04	0.00	46.76	0.00	-3,248.80
606 AFTER PROM	0.01	0.00	0.00	0.00	0.01
607 ART/KELLEY	30.08	0.00	0.00	0.00	30.08
608 GYM FEES	16,774.36	42.00	0.00	0.00	16,816.36
609 ART/SCHIMENTI	125.76	0.00	0.00	0.00	125.76
610 BOOK FINES & OTHER UNPAID OBLIGATIONS	8,598.31	1,579.88	173.25	0.00	10,004.94
611 INDUSTRIAL TECH	1,829.95	0.00	-3.75	0.00	1,833.70
612 STAFF LOUNGE	-1,939.23	735.64	295.00	0.00	-1,498.59
613 LIBRARY	895.97	48.57	102.29	0.00	842.25
616 TRANSCRIPT FEES	3,428.44	351.59	341.60	0.00	3,438.43
617 POOL	6,330.60	300.00	0.00	0.00	6,630.60
618 EUROPEAN BOOKS	0.00	0.00	0.00	0.00	0.00
619 AP FRENCH WORKBOOKS	14.00	0.00	0.00	0.00	14.00
620 ART/TREDWAY	28.12	0.00	0.00	0.00	28.12
621 PE FIELDTRIPS	-764.33	0.00	192.92	0.00	-957.25
623 AP LATIN	0.00	0.00	0.00	0.00	0.00
624 AP SPANISH	137.01	0.00	0.00	0.00	137.01
625 AP EXAMS**	-17,779.10	0.00	0.00	0.00	-17,779.10
626 ART/STEVENS	238.57	0.00	0.00	0.00	238.57
627 ART/BRISBOIS	185.83	0.00	0.00	0.00	185.83
628 ENGLISH/MISCELLANEOUS	95.00	0.00	0.00	0.00	95.00
629 IB EXAMS**	0.00	0.00	0.00	0.00	0.00
670 MARQUEE	391.98	0.00	0.00	0.00	391.98
675 SALBERG FIELDTRIPS	0.00	0.00	0.00	0.00	0.00
680 OTT FIELDTRIPS	0.00	0.00	0.00	0.00	0.00
E ADMIN CUSTODIAL ACCOUNTS Totals:	53,355.28	3,072.68	4,728.33	0.00	51,699.63
F ACADEMIC CUSTODIAL ACCOUNTS					
300 DEBATE	-1,177.04	0.00	180.00	0.00	-1,357.04
321 DRAMA	7,085.75	107.39	3,216.29	0.00	3,976.85
622 SPEECH	1,080.24	53.76	0.00	0.00	1,134.00
701 NOT IN USE	0.00	0.00	0.00	0.00	0.00
750 FCS	-17.50	0.00	0.00	0.00	-17.50
755 GRADUATION EXPENSES	1,205.39	0.00	0.00	0.00	1,205.39
760 NOT IN USE	0.00	0.00	0.00	0.00	0.00
770 ADVERTISING	4,526.87	0.00	0.00	0.00	4,526.87
F ACADEMIC CUSTODIAL ACCOUNTS Totals:	12,703.71	161.15	3,396.29	0.00	9,468.57
G DISTRICT CUSTODIAL ACCOUNTS					
801 NOT IN USE 4/03	0.00	0.00	0.00	0.00	0.00
803 SUMMER SCHOOL	0.00	0.00	0.00	0.00	0.00
805 OTHER	0.00	0.00	0.00	0.00	0.00
827 PHYSICS	-177.21	0.00	0.00	0.00	-177.21
872 NOT IN USE	0.00	0.00	0.00	0.00	0.00

ALL Data

Current Cash Balance Report

Date: 06/01/2004 thru 06/30/2004

Arranged by:
Group ID and Activity Number

Activity Number and Name	Beginning Cash	Receipts	Disbursements	Adjustments	Cash Balance
G DISTRICT CUSTODIAL ACCOUNTS Totals:	-177.21	0.00	0.00	0.00	-177.21
S BANKING					
999 STARTING CASH	-450.00	100.00	0.00	0.00	-350.00
S BANKING Totals:	-450.00	100.00	0.00	0.00	-350.00
Z INVESTMENTS					
900 CERTIFICATES OF DEPOSITS	-392,388.40	0.00	0.00	0.00	-392,388.40
905 MM EAGLE FUND	-19,544.36	40.94	53.00	0.00	-19,556.42
Z INVESTMENTS Totals:	-411,932.76	40.94	53.00	0.00	-411,944.82
Report Totals:	92,924.97	58,794.40	85,759.10	0.00	65,960.27

*7/9/04 Paula J. Keenan just check
7-9-04 Rick Steinhilber, Principal*

0.*

85,759.10

65,960.27

002

151,719.37

ALL Data

Current Cash Balance Report

Date: 06/01/2004 thru 06/30/2004

Arranged by:
Group ID and Activity Number

Activity Number and Name	Beginning Cash	Receipts	Disbursements	Adjustments	Cash Balance
A EXTRA CURRICULAR					
1000 FIELDTRIPS	2,087.00	0.00	0.00	0.00	2,087.00
1002 PE FIELDTRIPS	871.42	0.00	0.00	0.00	871.42
1005 BAND TRIP	12,047.00	0.00	0.00	0.00	12,047.00
1010 DC TRIP	0.00	0.00	0.00	0.00	0.00
1012 HISTORY CLUB TRIP	7,710.00	0.00	0.00	0.00	7,710.00
1013 ORCHESTRA TRIP	0.00	0.00	0.00	0.00	0.00
1015 FIELDTRIP/OTT	1,431.21	0.00	0.00	0.00	1,431.21
1020 FIELDTRIP/SALBERG	2,878.33	0.00	0.00	0.00	2,878.33
2000 BAND/ORCHESTRA FEES	3,024.72	0.00	0.00	0.00	3,024.72
2005 CHEER CAMP	2,760.97	5,223.84	0.00	0.00	7,984.81
2010 CHORAL FEES	9,138.15	58.00	0.00	0.00	9,196.15
2015 DANCE CAMP	1,992.00	1,642.74	0.00	0.00	3,634.74
2020 DECA	4,555.48	0.00	0.00	0.00	4,555.48
2025 FRENCH CLUB	292.00	0.00	0.00	0.00	292.00
2030 FCCLA	597.41	0.00	0.00	0.00	597.41
2050 INTRAMURALS	676.00	498.00	0.00	0.00	1,174.00
2060 NATIONAL HONOR SOCIETY	0.00	0.00	0.00	0.00	0.00
2070 VICA	1,210.00	0.00	0.00	0.00	1,210.00
2307 GERMAN CLUB	830.00	0.00	0.00	0.00	830.00
3030 LATIN CLUB FEES	313.00	0.00	0.00	0.00	313.00
3050 SPANISH CLUB	186.00	0.00	0.00	0.00	186.00
4080 THESPIAN/DRAMA CLUB	2,058.00	0.00	0.00	0.00	2,058.00
4230 NOT IN USE	0.00	0.00	0.00	0.00	0.00
5000 ATHLETIC SPORT FEE	1,897.56	0.00	0.00	0.00	1,897.56
5001 NFL NATIONALS	2,184.32	0.00	0.00	0.00	2,184.32
5235 DEBATE PARTICIPATION	0.00	0.00	0.00	0.00	0.00
5240 FORENSIC PARTICIPATION	443.81	0.00	0.00	0.00	443.81
5250 BAND PARTICIPATION	0.00	0.00	0.00	0.00	0.00
5260 CHORAL PARTICIPATION	764.32	0.00	0.00	0.00	764.32
A EXTRA CURRICULAR Totals:	59,948.70	7,422.58	0.00	0.00	67,371.28
B POST SECONDARY EDUCATION					
6625 AP EXAM FEES	17,874.00	0.00	0.00	0.00	17,874.00
6629 IB EXAM FEES	523.00	0.00	0.00	0.00	523.00
B POST SECONDARY EDUCATION Totals:	18,397.00	0.00	0.00	0.00	18,397.00
Report Totals:	78,345.70	7,422.58	0.00	0.00	85,768.28

7/19/04 *Karla J. Keenan, Acct Clerk*

0**

85,768.28+

65,960.27+

002

151,728.55*

Current Cash Balance Report

ALL Data

Date: 06/01/2004 thru 06/30/2004

Arranged by:
Group ID and Activity Number

Activity Number and Name	Beginning Cash	Receipts	Disbursements	Adjustments	Cash Balance
A GENERAL FUND EXPENSES					
103 Candy & Pop Refund	-200.00	0.00	0.00	0.00	-200.00
109 Public Relations	-9,179.62	0.00	413.77	0.00	-9,593.39
115 General Supplies (Internal)	-842.64	0.00	39.20	0.00	-881.84
117 Damage and Loss Property	8.56	0.00	0.00	0.00	8.56
120 Extracurr Transportation	-20,765.08	0.00	0.00	0.00	-20,765.08
121 Athletic Transportation	-16,898.73	0.00	1,055.34	0.00	-17,954.07
140 Technology	-140.67	0.00	0.00	0.00	-140.67
141 Curriculum Support	0.00	0.00	0.00	0.00	0.00
142 Equipment Replacement	0.00	0.00	0.00	0.00	0.00
143 Building Maintenance	-600.10	0.00	40.00	0.00	-640.10
145 Community Counselor Support	0.00	0.00	0.00	0.00	0.00
146 Academic Awards	224.00	0.00	0.00	0.00	224.00
147 Activity Support/Projects	-6,466.14	0.00	131.00	0.00	-6,597.14
148 Special Projects	0.00	0.00	0.00	0.00	0.00
149 Discretionary Spending	0.00	0.00	0.00	0.00	0.00
150 Convention	0.00	0.00	0.00	0.00	0.00
151 Personnel Support	-3,061.72	0.00	0.00	0.00	-3,061.72
154 National Competition	0.00	0.00	0.00	0.00	0.00
160 Replacement Account	0.00	0.00	0.00	0.00	0.00
162 Activity/Sped	0.00	0.00	0.00	0.00	0.00
166 Stategic Plan (Wellness)	647.25	0.00	276.61	0.00	370.64
199 Bus Checking Bank Charges	0.00	0.00	0.00	0.00	0.00
A GENERAL FUND EXPENSES Totals:	-57,274.89	0.00	1,955.92	0.00	-59,230.81
B GENERAL FUND REVENUE					
100 Vending Machines-Coca-Cola	41,277.74	4,787.72	0.00	0.00	46,065.46
101 Vending Machines-Candy	2,708.96	0.00	0.00	0.00	2,708.96
102 Bank Charge Revenue	2.00	0.00	0.00	0.00	2.00
104 Staff Coke Fund	-290.00	77.55	218.48	0.00	-430.93
105 Sanitary Machines	0.00	0.00	0.00	0.00	0.00
110 Replacement Fund	0.00	0.00	0.00	0.00	0.00
152 Other Revenue	10,426.19	0.00	0.00	0.00	10,426.19
153 Graduation Revenue	0.00	0.00	0.00	0.00	0.00
155 PAYBAC Partners	616.23	0.00	0.00	0.00	616.23
156 Scholarships	0.00	0.00	0.00	0.00	0.00
158 Capital Outlay	20,206.33	0.00	0.00	0.00	20,206.33
180 Building Revenue	4,137.00	286.00	0.00	0.00	4,423.00
185 C Store Revenue (Convenience store)	39,365.10	4,808.68	0.00	0.00	44,173.78
189 American Flag Donations	165.50	0.00	0.00	0.00	165.50
901 Interest on Savings	822.45	63.35	0.00	0.00	885.80
902 Interest on Business Checking	0.00	0.00	0.00	0.00	0.00
911 Interest on CD	0.00	0.00	0.00	0.00	0.00
B GENERAL FUND REVENUE Totals:	119,437.50	10,023.30	218.48	0.00	129,242.32
C ATHLETICS					
201 Concessions	13,792.27	0.59	400.69	0.00	13,392.17
202 Athletics	-11,027.50	669.84	861.80	0.00	-11,219.46
204 Athletic Clothing	-331.00	0.00	0.00	0.00	-331.00
205 Letter Jackets	2,591.85	0.00	0.00	0.00	2,591.85
206 Activity Tickets	15,809.25	0.00	0.00	0.00	15,809.25
207 Athletic/Activity Fee	-50.00	0.00	0.00	0.00	-50.00
210 Athletic Capital Outlay	173,843.60	0.00	0.00	0.00	173,843.60
211 Activities	0.00	0.00	0.00	0.00	0.00

Current Cash Balance Report

ALL Data

Date: 06/01/2004 thru 06/30/2004

Arranged by:
Group ID and Activity Number

Activity Number and Name	Beginning Cash	Receipts	Disbursements	Adjustments	Cash Balance
212 Athletic Fundraisers	71.45	0.00	0.00	0.00	71.45
213 Summer Clinics	8,830.00	5,640.00	480.00	0.00	13,990.00
214 Little Dribblers	95.71	0.00	75.67	0.00	20.04
215 Athletic Bank Charges	0.00	0.00	0.00	0.00	0.00
216 Athletic Booster Club	0.00	0.00	0.00	0.00	0.00
218 Candy Revenue	0.00	0.00	0.00	0.00	0.00
220 Football	5,631.94	0.00	5,266.98	0.00	364.96
221 Volleyball	-862.98	0.00	0.00	0.00	-862.98
222 Softball	-2,212.26	0.00	76.90	0.00	-2,289.16
223 Tennis (Boys)	-1,316.73	0.00	195.71	0.00	-1,512.44
224 Tennis (Girls)	-573.35	0.00	363.46	0.00	-936.81
225 Golf (Boys)	-1,610.69	250.00	409.10	0.00	-1,769.79
226 Golf (Girls)	-1,777.25	0.00	329.10	0.00	-2,106.35
227 Wrestling	-3,150.52	0.00	-406.10	0.00	-2,744.42
228 Soccer (Boys)	599.17	0.00	0.00	0.00	599.17
229 Soccer (Girls)	1,888.00	207.20	1,277.98	0.00	817.22
230 Baseball	-5,025.57	0.00	-520.00	0.00	-4,505.57
231 Cross Country (B&G)	-475.22	0.00	0.00	0.00	-475.22
232 Basketball (B&G)	4,469.61	0.00	0.00	0.00	4,469.61
233 Track (B&G)	-7,170.22	0.00	-1,473.50	0.00	-5,696.72
234 Swimming (B&G)	-3,200.80	160.00	0.00	0.00	-3,040.80
235 Gymnastics (B&G)	60.00	0.00	0.00	0.00	60.00
240 Athletic Training	-2,979.64	0.00	0.00	0.00	-2,979.64
250 Athletic Transfers	1,196.24	0.00	0.00	0.00	1,196.24
280 Golf Tournament	14,710.35	10,893.00	10,856.89	100.00	14,846.46
299 Ath Checking Bank Charges	0.00	0.00	0.00	0.00	0.00
915 Interest-Athletic Activity MM	822.40	63.35	0.00	0.00	885.75
917 Interest on Athletic Checking	0.00	0.00	0.00	0.00	0.00
2200 Summer Football	8.62	0.00	0.00	0.00	8.62
2221 Summer Volleyball	2,458.50	0.00	5,201.50	0.00	-2,743.00
2222 Summer Softball	222.60	0.00	0.00	0.00	222.60
2228 Summer Boys Soccer	43.87	0.00	0.00	0.00	43.87
2229 Summer Girls Soccer	0.00	0.00	0.00	0.00	0.00
2230 Summer Baseball	17.09	0.00	0.00	0.00	17.09
2231 Summer Girls Basketball	1,504.39	0.00	0.00	0.00	1,504.39
2232 Summer Boys Basketball	418.38	0.00	213.00	0.00	205.38
C ATHLETICS Totals:	207,321.56	17,883.98	23,609.18	100.00	201,696.36
D ORGANIZATIONS AND CLUBS					
301 DECA	-17,149.60	0.00	50.00	0.00	-17,199.60
302 French Club	3,800.89	0.00	0.00	0.00	3,800.89
305 Spanish Club	394.34	0.00	0.00	0.00	394.34
307 German Club	967.34	0.00	0.00	0.00	967.34
310 National Forensics League	527.48	100.00	500.54	0.00	126.94
311 Environmental Club	380.56	0.00	0.00	0.00	380.56
312 Forensics Club	354.58	0.00	24.93	0.00	329.65
314 Journalism Club	9,415.13	195.00	561.68	0.00	9,048.45
315 Debate Club	1,120.32	19.00	0.00	0.00	1,139.32
316 Art Club	0.00	0.00	1,870.00	0.00	-1,870.00
317 Play Production	2,451.27	382.25	0.00	0.00	2,833.52
318 Thespians	-17,754.71	2,446.33	447.00	0.00	-15,755.38
319 Athletic Trainers	501.37	0.00	0.00	0.00	501.37
385 Culinary Competition	145.00	0.00	0.00	0.00	145.00

Current Cash Balance Report

ALL Data

Date: 06/01/2004 thru 06/30/2004

Arranged by:
Group ID and Activity Number

Activity Number and Name	Beginning Cash	Receipts	Disbursements	Adjustments	Cash Balance
395 Fashion Merchandising	74.31	0.00	0.00	0.00	74.31
399 Auditorium Manager	-7,923.90	0.00	0.00	0.00	-7,923.90
409 Band Dept Trips	-500.00	0.00	0.00	0.00	-500.00
410 Band	-7.82	422.52	285.71	10,888.48	11,017.47
411 Choir	1,660.23	0.00	33.25	4,565.50	6,192.48
412 Orchestra	231.41	0.00	86.24	1,717.00	1,862.17
413 Entertainment 2000	17,170.98	0.00	0.00	-17,170.98	0.00
414 Band Fundraising	0.00	0.00	0.00	0.00	0.00
415 Choir Fundraising	9,685.19	0.00	215.00	0.00	9,470.19
416 Orchestra Fundraising	1,010.00	0.00	0.00	0.00	1,010.00
417 Music Trip (NY)	-111,140.00	0.00	0.00	0.00	-111,140.00
481 Senior Class	850.00	0.00	831.73	0.00	18.27
482 Junior Class	7,046.90	0.00	1,641.12	0.00	5,405.78
484 Post Prom Security	0.00	0.00	0.00	0.00	0.00
499 VICA	1,172.23	0.00	0.00	0.00	1,172.23
501 Student Council	2,881.53	0.00	143.06	0.00	2,738.47
502 National Honor Society	6,608.63	0.00	1,000.00	0.00	5,608.63
503 Drama Club	403.87	2,300.00	2,300.00	0.00	403.87
504 Literary Magazine	654.00	55.00	0.00	0.00	709.00
505 GoMadd	336.92	0.00	0.00	0.00	336.92
515 Dance Team	-934.87	380.53	2,232.19	0.00	-2,786.53
516 Cheerleading-Varsity 2003-04	735.61	0.00	2,871.00	0.00	-2,135.39
517 Cheerleading-JV 2003-04	-31.23	0.00	3,550.00	0.00	-3,581.23
518 Cheerleading-Freshman 2003-04	343.35	0.00	2,490.00	0.00	-2,146.65
519 Cheerleading Uniforms/Summer Camp	13,341.08	1,500.00	14,000.00	0.00	841.08
521 Yearbook 1999-00	0.00	0.00	0.00	0.00	0.00
523 Yearbooks 01-02	5,721.09	0.00	0.00	0.00	5,721.09
524 Yearbook 02-03	4,116.57	0.00	0.00	0.00	4,116.57
525 Yearbook 03-04	4,663.76	1,105.00	0.00	0.00	5,768.76
555 FCCLA	91.69	0.00	0.00	0.00	91.69
556 Future Educators of America	-1,562.99	0.00	0.00	0.00	-1,562.99
560 Patriot Post	13,181.78	35.00	1,961.72	0.00	11,255.06
561 Patriot Post Start Up	349.08	0.00	0.00	0.00	349.08
590 Diversity Club	0.00	0.00	0.00	0.00	0.00
D ORGANIZATIONS AND CLUBS Totals:	-44,616.63	8,940.63	37,095.17	0.00	-72,771.17
E ADMINISTRATIVE CUSTODIAL					
599 Intramurals	-589.43	0.00	0.00	0.00	-589.43
600 Intramurals Fundraising	476.75	0.00	0.00	0.00	476.75
601 Staff Courtesy Fund	-25.14	42.00	114.00	0.00	-97.14
602 Parking	10,432.24	225.00	77.62	0.00	10,579.62
603 Field Trips	-923.70	0.00	0.00	0.00	-923.70
604 Physical Education Fund	11.38	0.00	0.00	0.00	11.38
605 Pool Maintenance	4,873.27	1,200.00	106.00	-100.00	5,867.27
606 Art Fees	77.28	0.00	91.66	0.00	-14.38
607 Book Fines	12,697.18	1,496.30	415.19	0.00	13,778.29
610 Information Center	111.83	98.07	0.00	0.00	209.90
611 Advanced Placement	-7,635.00	0.00	0.00	0.00	-7,635.00
614 Transcript and Test Fees	1,951.56	111.65	0.00	0.00	2,063.21
615 Close-Up	0.00	0.00	0.00	0.00	0.00
616 Clearing Account	-10.00	0.00	0.00	0.00	-10.00
617 Shop Fees	0.00	0.00	0.00	0.00	0.00
618 Musical Production	4,871.57	347.94	0.00	0.00	5,219.51

Current Cash Balance Report

ALL Data

Date: 06/01/2004 thru 06/30/2004

Arranged by:
Group ID and Activity Number

Activity Number and Name	Beginning Cash	Receipts	Disbursements	Adjustments	Cash Balance
621 Graphics Tech	0.00	0.00	0.00	0.00	0.00
622 Construction Tech	286.82	8.50	0.00	0.00	295.32
623 Manufacturing Tech	575.52	29.00	52.63	0.00	551.89
624 Power Tech	164.82	0.00	0.00	0.00	164.82
625 Science Replacements	0.00	0.00	0.00	0.00	0.00
627 English Replacements	0.00	0.00	0.00	0.00	0.00
628 Athletic Trainers Class	0.25	0.00	0.00	0.00	0.25
629 Book Club	0.55	0.00	0.00	0.00	0.55
630 Social Studies Texts	2,774.78	0.00	0.00	0.00	2,774.78
632 Lock Replacement	65.00	0.00	0.00	0.00	65.00
635 Library Book Fines	88.43	657.80	14.97	0.00	731.26
638 ESL Grant	8.50	0.00	0.00	0.00	8.50
640 Student ID Card Fee	965.71	0.00	477.54	0.00	488.17
642 Parenting Support	-204.96	0.00	0.00	0.00	-204.96
645 Family Consumer Science	13.71	0.00	0.00	0.00	13.71
648 Dream House Project	0.00	0.00	0.00	0.00	0.00
650 Fast Forward	0.00	0.00	0.00	0.00	0.00
655 MSAAS	4.51	0.00	0.00	0.00	4.51
656 Technology Magnet	7.64	0.00	0.00	0.00	7.64
658 Display Cases	2,700.00	0.00	0.00	0.00	2,700.00
660 PAEMST-Science National Award	1,062.42	0.00	0.00	0.00	1,062.42
680 New Frontier (Grants/Donations)	12.03	0.00	0.00	0.00	12.03
681 New Frontier Chuck Wagon	2.71	0.00	0.00	0.00	2.71
682 New Frontier Activity	-797.55	0.00	0.00	0.00	-797.55
683 Graduation Expense	0.00	0.00	964.95	0.00	-964.95
684 Post-Prom	-772.67	0.00	0.00	0.00	-772.67
685 Alumni	0.00	0.00	0.00	0.00	0.00
686 Contributions/Gifts	1,420.72	0.00	0.00	0.00	1,420.72
687 Next Frontier	-132.60	0.00	0.00	0.00	-132.60
688 New Addition	0.00	0.00	0.00	0.00	0.00
699 Parking Security Camera	0.00	0.00	0.00	0.00	0.00
E ADMINISTRATIVE CUSTODIAL Totals:	34,566.13	4,216.26	2,314.56	-100.00	36,367.83
F DISTRICT CUSTODIAL					
801 Drivers Education	0.00	0.00	0.00	0.00	0.00
825 Other District Custodial	0.00	0.00	0.00	0.00	0.00
F DISTRICT CUSTODIAL Totals:	0.00	0.00	0.00	0.00	0.00
G INACTIVE ACCOUNTS					
0 No Name acct	0.00	0.00	0.00	0.00	0.00
104 Candy Machine Refund	0.00	0.00	0.00	0.00	0.00
153 MetroCommunity College Rebate	0.00	0.00	0.00	0.00	0.00
157 Jostens	0.00	0.00	0.00	0.00	0.00
175 Mascot Fund	0.00	0.00	0.00	0.00	0.00
203 Cookie Fundraiser	0.00	0.00	0.00	0.00	0.00
208 Summer Camp Clinics	0.00	0.00	0.00	0.00	0.00
209 Summer Camps 2001	0.00	0.00	0.00	0.00	0.00
400 (D) Music	0.00	0.00	0.00	0.00	0.00
401 (D) Cheerleading - Varsity	0.00	0.00	0.00	0.00	0.00
402 (D) Cheerleading - Jr Varsity	0.00	0.00	0.00	0.00	0.00
403 (D) Cheerleading - Freshman	0.00	0.00	0.00	0.00	0.00
404 Cheerleading - Wrestling	0.00	0.00	0.00	0.00	0.00
405 (D) Dance Team	0.00	0.00	0.00	0.00	0.00
508 Yearbook 1996-97	0.00	0.00	0.00	0.00	0.00

Current Cash Balance Report

ALL Data

Date: 06/01/2004 thru 06/30/2004

Arranged by:
Group ID and Activity Number

Activity Number and Name	Beginning Cash	Receipts	Disbursements	Adjustments	Cash Balance
509 Yearbook 1997-98	0.00	0.00	0.00	0.00	0.00
510 Yearbook 1998-99	0.00	0.00	0.00	0.00	0.00
511 Cheerleading - Varsity	0.00	0.00	0.00	0.00	0.00
512 Cheerleading - Junior Varsity	0.00	0.00	0.00	0.00	0.00
513 Cheerleading - Freshman	0.00	0.00	0.00	0.00	0.00
522 Yearbook 2000-01	0.00	0.00	0.00	0.00	0.00
608 Foreign Language 1996-97	0.00	0.00	0.00	0.00	0.00
609 Foreign Language 1997-98	0.00	0.00	0.00	0.00	0.00
612 Textbook Replacement	0.00	0.00	0.00	0.00	0.00
613 Technology Consumable	0.00	0.00	0.00	0.00	0.00
619 Portfolios	0.00	0.00	0.00	0.00	0.00
620 Dual Enrollment	0.00	0.00	0.00	0.00	0.00
626 Social Studies Texts 1997-98	0.00	0.00	0.00	0.00	0.00
631 Weight Room Maintenance	0.00	0.00	0.00	0.00	0.00
633 Locker Room Capital Outlay	0.00	0.00	0.00	0.00	0.00
657 I.T. Summer Camp	0.00	0.00	0.00	0.00	0.00
709 Forensics Reimbursement	0.00	0.00	0.00	0.00	0.00
720 Other District Reimbursements	0.00	0.00	0.00	0.00	0.00
905 Interest on Checking	0.00	0.00	0.00	0.00	0.00
910 Certificate of Deposit	0.00	0.00	0.00	0.00	0.00
912 Athletic Certificate Deposit	0.00	0.00	0.00	0.00	0.00
913 Interest-Athletic Activity CD	0.00	0.00	0.00	0.00	0.00
916 Athletic Certificate Deposit #2	0.00	0.00	0.00	0.00	0.00
G INACTIVE ACCOUNTS Totals:	0.00	0.00	0.00	0.00	0.00
S Banking					
999 Starting Cash	0.00	0.00	0.00	0.00	0.00
S Banking Totals:	0.00	0.00	0.00	0.00	0.00
Z INVESTMENTS					
900 Preferred Bus Money Market	-103,018.60	0.00	63.35	0.00	-103,081.95
914 Athletic Bus Money Market	-103,011.79	0.00	63.35	0.00	-103,075.14
Z INVESTMENTS Totals:	-206,030.39	0.00	126.70	0.00	-206,157.09
Report Totals:	53,403.28	41,064.17	65,320.01	0.00	29,147.44

ALL Data

Current Cash Balance Report

Arranged by:
Group ID and Activity Number

Date: 06/01/2004 thru 06/30/2004

Activity Number and Name	Beginning Cash	Receipts	Disbursements	Adjustments	Cash Balance
0	0.00	0.00	0.00	0.00	0.00
Totals:	0.00	0.00	0.00	0.00	0.00
A Extracurricular Activities					
1000 Field Trips	679.00	0.00	0.00	0.00	679.00
2000 Band Cleaning Fee	3,795.00	155.00	0.00	0.00	3,950.00
2005 Choir Cleaning Fee	564.00	0.00	0.00	0.00	564.00
2301 DECA	15,211.00	210.00	0.00	0.00	15,421.00
2302 French Club	0.00	0.00	0.00	0.00	0.00
2305 Spanish Club	0.00	0.00	0.00	0.00	0.00
2307 German Club	0.00	0.00	0.00	0.00	0.00
2312 Forensics	0.00	0.00	0.00	0.00	0.00
2315 Debate Membership	0.00	0.00	0.00	0.00	0.00
2317 Play Fees	4,051.00	0.00	0.00	0.00	4,051.00
2318 Thespian club	13,849.20	50.00	0.00	0.00	13,899.20
2395 Fashion Merchandising	0.00	0.00	0.00	0.00	0.00
2409 Band Trip	0.00	0.00	0.00	0.00	0.00
2411 Choir Trip	62,481.60	0.00	0.00	0.00	62,481.60
2412 Orchestra Trip	44,104.50	350.00	0.00	0.00	44,454.50
2499 VICA Trip	0.00	0.00	0.00	0.00	0.00
2502 National Honors Society	0.00	0.00	0.00	0.00	0.00
2503 Drama Membership	0.00	0.00	0.00	0.00	0.00
2515 Dance Camp	2,730.00	348.00	0.00	0.00	3,078.00
2516 Varsity Cheerleading Camp	950.00	2,000.00	0.00	0.00	2,950.00
2517 JV Cheerleading Camp	1,200.00	2,350.00	0.00	0.00	3,550.00
2518 Fr Cheerleading Camp	1,150.00	1,340.00	0.00	0.00	2,490.00
2555 FCCLA	0.00	0.00	0.00	0.00	0.00
2556 FEA	0.00	0.00	0.00	0.00	0.00
2560 Patriot Post Trip	0.00	0.00	0.00	0.00	0.00
2599 Intramurals	839.00	0.00	0.00	0.00	839.00
3000 Summer Athletic Camps	0.00	0.00	0.00	0.00	0.00
4000 Advanced Placement Tests	0.00	0.00	0.00	0.00	0.00
4050 Peru Early Entry	0.00	0.00	0.00	0.00	0.00
5000 Sport Participating Fee	34,181.00	0.00	0.00	0.00	34,181.00
5020 Band Participating Fee	0.00	0.00	0.00	0.00	0.00
5030 Chorus Participating Fee	0.00	0.00	0.00	0.00	0.00
5040 Debate Participating Fee	0.00	0.00	0.00	0.00	0.00
5050 Forensics Participating Fee	0.00	0.00	0.00	0.00	0.00
5060 Show Choir Participating Fee	0.00	0.00	0.00	0.00	0.00
A Extracurricular Activities Totals:	185,785.30	6,803.00	0.00	0.00	192,588.30
B Post Secondary Education					
7010 AP Exam Fees	6,888.00	0.00	0.00	0.00	6,888.00
7015 IB	0.00	0.00	0.00	0.00	0.00
B Post Secondary Education Totals:	6,888.00	0.00	0.00	0.00	6,888.00
Report Totals:	192,673.30	6,803.00	0.00	0.00	199,476.30


ALL Data

Current Cash Balance Report


Date: 06/01/2004 thru 06/30/2004

Arranged by:
Group ID and Activity Number

Activity Number and Name	Beginning Cash	Receipts	Disbursements	Adjustments	Cash Balance
A SUMMER SCHOOL ACCOUNTS					
100 Elementary Summer School	15,300.00	1,240.00	319.50	0.00	16,220.50
120 Middle School Summer School	6,055.00	1,890.00	0.00	0.00	7,945.00
130 Senior High Summer School	76,156.25	20,022.50	2,875.00	0.00	93,303.75
140 Special Education	3,804.00	105.00	0.00	0.00	3,909.00
145 Special Education Preschool	0.00	0.00	0.00	0.00	0.00
150 Interest	95.41	23.87	0.00	0.00	119.28
160 Food Service Refunds	0.00	0.00	542.20	0.00	-542.20
A SUMMER SCHOOL ACCOUNTS Totals:	<u>101,410.66</u>	<u>23,281.37</u>	<u>3,736.70</u>	<u>0.00</u>	<u>120,955.33</u>
Report Totals:	101,410.66	23,281.37	3,736.70	0.00	120,955.33



Linda K. Mohlman, DSAC
Executive Secretary



Chris Hughes, DSAC
Accounting Manager

Script for Bond Budget Amendment Hearing (Hearing Prior to Regular Board Meeting)

- **Call Meeting to Order**
- **Roll Call**
- **Script for President:**
 - This evening we have a hearing to amend the bond fund budget for FYE04. This amendment is necessary because the District refunded bonds during the year. This refunding resulted in a net savings to the District of over \$1 million dollars. As a result of the transactions necessary for the refunding, the District needs to amend its budget by increasing both the revenues and expenditures by \$ 32,000,000.
 - This is the time for any member of the public to comment on the proposed amendment of the bond fund for FYE04. Is there anyone present who would like to address the board on this issue?
 - Since there is no one who desires to be heard on this issue, I'll entertain a motion to adjourn this hearing.
- **Motion to Adjourn**
- **Roll Call Vote**



BOARD OF EDUCATION
MEETING



AUGUST 16, 2004

BOARD OF EDUCATION
MILLARD PUBLIC SCHOOLS
OMAHA, NEBRASKA

1

REGULAR MEETING
7:00 P.M.

STROH ADMINISTRATION CENTER
5606 SOUTH 147th STREET
AUGUST 16, 2004

AGENDA

6:45 P.M. – Budget Hearing

Call to Order

- A. Call to Order
- B. Pledge of Allegiance
- C. Roll Call
- D. Public Comments on agenda items - This is the proper time for public questions and comments on agenda items only. Please make sure a request form is given to the Board President before the meeting begins.
- E. Routine Matters*
 - 1. *Approval of Board of Education Minutes – August 2, 2004
 - 2. *Approval of Bills
 - 3. *Receive the Treasurer’s Report and Place on File.
 - 4. Summary of Board Committee of the Whole Meeting – August 9, 2004
- F. Information Items
 - 1. Superintendent’s Report
 - 2. Board Comments/Announcement
- G. Unfinished Business
- H. New Business
 - 1. Approval of Amendment to the 2003-2004 Budget
 - 2. Approval of NSDLAF Proxy Statement
 - 3. Approval of Superintendent’s Goals for 2004-2005
 - 4. Approval of ESU #3 Contract for Supplemental Services: Internet Filtering
 - 5. Approval of Personnel Action: Resignations, Leave of Absence, Rescission of Leave of Absence, Amendment to Continuing Contracts, and New Hires
- I. Reports
 - 1. Montessori Middle School Evaluation
 - 2. Career Compensation Model Program
 - 3. Unofficial Enrollments
 - 4. Board of Education Legislative Resolutions
- J. Future Agenda Items/Board Calendar
 - 1. Board of Education Meeting on Tuesday, September 7 2004 at 7 p.m. at the Don Stroh Administration Center, 5606 South 147th Street

Agenda
August 16, 2004
Page 2

2. Committee of the Whole Meeting on Monday, September 13, 2004 at 7 p.m. at the Don Stroh Administration Center, 5606 South 147th Street
3. Board of Education Meeting on Monday, September 20, 2004 at 7 p.m. at the Don Stroh Administration Center, 5606 South 147th Street
4. Board of Education Meeting on Monday, October 4, 2004 at 7 p.m. at the Don Stroh Administration Center, 5606 South 147th Street
5. NASB Area Membership Meeting on Wednesday, October 6, 2004 at 5:30 p.m. at Offutt Air Force Base
6. Board of Education Meeting on Monday, October 18, 2004 at 7 p.m. at the Don Stroh Administration Center, 5606 South 147th Street

K. Public Comments - This is the proper time for public questions and comments on any topic. Please make sure a request form is given to the Board President before the meeting begins.

L. Adjournment

All items indicated by an asterisk (*) will comprise the Consent Agenda and may be acted on in a single motion. Items may be deleted from the Consent Agenda by request of any board member.

BOARD OF EDUCATION
MILLARD PUBLIC SCHOOLS
OMAHA, NEBRASKA

REGULAR MEETING
7:00 P.M.

STROH ADMINISTRATION CENTER
5606 SOUTH 147TH STREET
AUGUST 16, 2004

ADMINISTRATIVE MEMORANDUM

6:45 p.m. – Budget Hearing

- A. Call to Order
- B. Pledge of Allegiance
- C. Roll Call
- D. Public Comments on agenda items - This is the proper time for public questions and comments on agenda items only. Please make sure a request form is given to the Board President prior to the meeting.
- *E.1. Motion by _____, seconded by _____, to approve the Board of Education Minutes of Monday, August 2, 2004. (See enclosure.)
- *E.2. Motion by _____, seconded by _____, to approve bills. (See enclosure.)
- *E.3. Motion by _____, seconded by _____, to receive the treasurer's report and place on file. (See enclosure.)
- E.4. Summary of Board Committee of Whole Meeting – August 9, 2004
- F.1. Superintendent's Report
- F.2. Board Comments/Announcement
- H.1. Motion by _____, seconded by _____, that the District's FYE04 Bond Fund be amended to provide for an increase of \$32,000,000 in both disbursements and resource as noted in the Notice of Budget Hearing and Budget Summary Amendment which is, by this reference, incorporated in its entirety into this motion. (See enclosure.)
- H.2. Motion by _____, seconded by _____, that the District appoints the Superintendent, Associate Superintendent for General Administration, and anyone else appointed by either of them as the proxy agent for the District at meetings of the participants of the Nebraska School District Liquid Asset Fund Plus as provided in the Proxy Statement submitted. (See enclosure.)

Administrative Memorandum
 August 16, 2004
 Page 2

- H.3. Motion by _____, seconded by _____, to approve the Superintendent's goals for 2004-2005. (See enclosure.)
- H.4. Motion by _____, seconded by _____, to approve the contract with ESU #3 for Supplemental Services: Internet Filtering. (See enclosure.)
- H.5. Motion by _____, seconded by _____, to approve Personnel Actions: Resignations, Leave of Absence, Rescission of Leave of Absence, Amendment to Continuing Contracts, and New Hires (See enclosures.)

I. Reports

1. Montessori Middle School Evaluation
2. Career Compensation Model Program
3. Unofficial Enrollments
4. Board of Education Legislative Resolutions

J. Future Agenda Items/Board Calendar

1. Board of Education Meeting on Tuesday, September 7, 2004 at 7 p.m. at the Don Stroh Administration Center, 5606 South 147th Street
2. Committee of the Whole Meeting on Monday, September 13, 2004 at 7 p.m. at the Don Stroh Administration Center, 5606 South 147th Street
3. Board of Education Meeting on Monday, September 20, 2004 at 7 p.m. at the Don Stroh Administration Center, 5606 South 147th Street
4. Board of Education Meeting on Monday, October 4, 2004 at 7 p.m. at the Don Stroh Administration Center, 5606 South 147th Street
5. NASB Area Membership Meeting on Wednesday, October 6, 2004 at 5:30 p.m. at Offutt Air Force Base
6. Board of Education Meeting on Monday, October 18, 2004 at 7 p.m. at the Don Stroh Administration Center, 5606 South 147th Street

K. Public Comments - This is the proper time for public questions and comments on any topic. Please make sure a request form is given to the Board President before the meeting begins.

L. Adjournment

All items indicated by an asterisk (*) will comprise the Consent Agenda and may be acted on in a single motion. Items may be deleted from the Consent Agenda by request of any board member.

MILLARD PUBLIC SCHOOLS
SCHOOL DISTRICT NO 17

A meeting was held of the Board of Education of the School District No. 17, in the County of Douglas in the State of Nebraska. This meeting was convened in open and public session at 6:30 p.m., Monday, August 2, 2004, at the Don Stroh Administration Center, 5606 South 147th Street.

PRESENT: Jean Stothert, Mike Pate, Julie Johnson, Brad Burwell, and Linda Poole

ABSENT: Mike Kennedy

Notice of this meeting was given in advance thereof by publication in the Daily Record on July 30, 2004; a copy of the publication is being attached to these minutes. Notice of this meeting was given to all members of the Board of Education and a copy of their Acknowledgment of Receipt of Notice and the agenda are attached to these minutes. Availability of the agenda was communicated in advance notice and in the notice of the Board of Education of this meeting. All proceedings hereafter shown were taken while the convened meeting was open to the attendance of the public.

At 6:30 p.m. Jean Stothert opened the public hearing. Roll call was taken and board members present were: Jean Stothert, Mike Pate, Julie Johnson, Linda Poole and Brad Burwell. Absent was: Mike Kennedy

Motion by Brad Burwell, seconded by Julie Johnson, to excuse Mike Kennedy from the meeting. Upon roll call vote all members voted aye. Motion carried.

Jean Stothert stated this is a public hearing regarding the acquisition of private property by the Millard Public School District, for a proposed elementary school project. The private property to be acquired is 10 acres, more or less, of land owned by Mr. Duane Dowd, Michael Huber, Grand Pirx, Inc., Lawrence Dowd, and Jeffrey B. Farnam, and which is under a Purchase Agreement between the property owners and Hearthstone Homes. Notice of this hearing was published once, at least 10 days prior to today's date in the Bellevue Leader, a legal newspaper published in and of general circulation in Sarpy County. Notice of this public hearing was also provided to each of the owners by United States mail.

Mrs. Stothert asked Dr. John Crawford, on behalf of the Millard Public School District, address the Board, to explain and discuss the nature of the proposed elementary school project; explain and discuss the necessity for the proposed elementary school project; explain and discuss the reasons for selecting the proposed location of the school; and explain and discuss the quantity of land needed to complete the elementary school project.

Dr. Crawford addressed the four items as requested.

Mrs. Stothert asked the District's attorney to explain and discuss the right of each owner to be represented by an attorney during the purchase negotiations; explain and discuss the right of each

Board of Education Minutes
August 2, 2004
Page 2

owner to negotiate and accept or reject the offer of damages, which will be sustained by the acquisition; and explain and discuss the right of each owner to require that such damages be determined pursuant to the procedures for acquiring property by eminent domain, and that the interest in the property will be a fee simple absolute.

Jeff Miller, the District's attorney, addressed the items as requested by Mrs. Stothert.

Mrs. Stothert asked for comments and objections by any person in attendance. There was no one who asked to be recognized.

Mrs. Stothert stated there was no other business, so the Public Hearing was adjourned.

Mrs. Stothert called the Board of Education meeting to order at 7:00 p.m. Mrs. Stothert asked everyone to say the Pledge of Allegiance.

Motion by Mike Kennedy, seconded by Julie Johnson, to approve the Board of Education Minutes for June 21, 2004, to approve the bills, and receive the treasurer's report and place on file. Upon roll call vote, all members voted aye. Motion carried.

Superintendent's Highlights:

1. Today is the first day for administrators, counselors, and psychologists for the 2004-2005 school year.
2. The new teacher welcome is Monday, August 9, 2004 at Millard South High School at 8:00 a.m. The Fall Workshop for teachers will be on Thursday, August 12, 2004 at Holiday Inn Central. The first day of school is August 16, 2004.
3. The Committee Meeting next Monday will be goal setting for the Superintendent and the Board of Education. There will also be a discussion about assignment of neighborhoods in southwest Omaha.
4. Three board members and the Superintendent met with board members from Gretna to talk about evening up some of the boundary lines. There will be another meeting after school starts, probably in September. The meeting was very amiable and productive, so maybe evening out the boundary lines of the district will be accomplished in the future.
5. The Boardroom renovation has been completed. The table is wired for computer hook-ups, with the intent of becoming paperless in the future. Board members will have a training session in the near future.

Board of Education Minutes
August 2, 2004
Page 3

Comments from the Board:

Julie Johnson reported on the NASB Legislative Committee meeting who met on July 24, 2004 in Kearney. They went through the legislative resolutions and standing positions, in addition the items that were sent earlier to the board to be considered. There was a lot of discussion on most of the items. There was considerable discussion in regards to eye exams, as to whom, when and how they should be involved. This was passed by the committee. The second item discussed involved NASB continued support of ESU's. Senator Raikes proposed redrawing the lines for all of the ESU's. The group did not agree with the lines, but there was considerable debate. Most of the standing positions that were in place, remained in place for next year. There were some changes in the K-12 organization in the wording only, because the terminology seemed to draw some conclusions that NASB was only concerned with the K-12 organization, rather than looking at some of the other class organizations.

The legislative resolutions were updated, and the information was just given to Mrs. Johnson just recently, and she will provide the other board members with it. Mrs. Johnson asked board members to let her know if there were any ideas, issues, and concerns to share those with her, Linda Poole, or Brad Burwell, because they will be attending the next NASB Board of Directors meeting on August 14, 2004.

Linda Poole said one of the standing positions that the Legislative Committee came up with, but was not proposed, which was put in, had to do with nutrition education in student wellness.

Mrs. Poole said Lincoln Public Schools and Omaha Public Schools wanted to put forth a position that if a school district is doing innovative programs, those programs would go outside of the lid. She indicated they were referring to all-day kindergarten. They wanted to implement all-day kindergarten and have it outside of the lid. The committee said no at this time, and would not support it. Something like this would need to come before the Board of Directors of NASB. There was some opposition, because other districts were able to provide this program, and found creative ways to offer the it, without having to make exceptions. Mrs. Poole asked the Board of Education, and the administrators, to think about how they would like Brad and Linda to approach this when it is brought to the NASB Board of Directors at their next meeting.

Brad Burwell also said that any information the board wanted to convey, he would take to the NASB Board of Directors meeting on August 14, 2004.

Mr. Burwell said the sub-committee to name the 23rd elementary school have received nominations for the new school. The deadline for receiving nominations will be October 1, 2004. The subcommittee will meet sometime in October to consider all of the nominations, and then will bring their recommendation to the Board of Education.

Board of Education Minutes
August 2, 2004
Page 4

Jean Stothert congratulated Amy Friedman on this year's school calendar.

Mrs. Stothert had a concern when reading one of the high school newsletters. She said the tone of the letter is saying that this particular building isn't being provided what they need. She wanted the community to know that if teachers are necessary they will be provided, as they would be at any other building.

Mrs. Stothert congratulated Julie Johnson for completing her dissertation for his doctorate degree.

Brad Burwell provided the final reading of Policy 6001 – Curriculum, Instruction, and Assessment – Millard Education Program (MEP). Motion by Brad Burwell, seconded by Linda Poole, to approve Policy 6001 – Curriculum, Instruction, and Assessment – Millard Education Program (MEP). Upon roll call vote, all members voted aye. Motion carried.

Linda Poole provided the final reading of Policy 6120 – Curriculum, Instruction, and Assessment – Written Curriculum – MEP Curriculum Planning. Motion by Linda Poole, seconded by Brad Burwell, to approve Policy 6120 – Curriculum, Instruction, and Assessment – Written Curriculum – MEP Curriculum Planning. Upon roll call vote, all members voted aye. Motion carried.

Motion by Brad Burwell, seconded by Linda Poole, to approve Rule 6001.1 – Curriculum, Instruction, and Assessment – Millard Education Program (MEP). Upon roll call vote, all members voted aye. Motion carried.

Motion by Julie Johnson, seconded by Linda Poole, to approve Rule 6120.1 – Curriculum, Instruction, and Assessment – Written Curriculum – MEP Curriculum Planning. Upon roll call vote, all members voted aye. Motion carried.

Motion by Linda Poole, seconded by Brad Burwell, that the District proceed with all steps necessary to acquire approximately 9.75 acres of real property in the NW 1/4 of Section 22, Township 14 North, Range 11 East of the 6th P.M. for the construction of an elementary school and to publish all notices for acquiring such property through eminent domain as provided by law. Upon roll call vote, all members voted aye. Motion carried.

Motion by Linda Poole, seconded by Brad Burwell, that approval be given to the Website Development and Service Agreement as submitted and that the Associate Superintendent for General Administration be authorized and directed to execute any all documents related to such agreement. Upon roll call vote, all members voted aye. Motion carried.

Board of Education Minutes
August 2, 2004
Page 5

Motion by Julie Johnson, seconded by Brad Burwell, that approval be given to the Permanent Agreement and Free/Reduced Price Policy Statement as submitted. Upon roll call vote, all members voted aye. Motion carried.

Motion by Linda Poole, seconded by Brad Burwell, that the minimum adult lunch prices for 2004-2005 be \$2.40 notwithstanding the previous action taken by the board regarding such prices. Upon roll call vote, all members voted aye. Motion carried.

Motion by Brad Burwell, seconded by Linda Poole, to enter into an inter-local agreement with Lincoln Public Schools for Continuing Contract of Reading Recovery Training in the amount of \$764.34. Upon roll call vote, all members voted aye. Motion carried.

Motion by Linda Poole, seconded by Julie Johnson, to approve the contract with the City of Omaha for School Resource Officers at Millard North and Millard South High Schools. Upon roll call vote, all members voted aye. Motion carried.

Motion by Julie Johnson, seconded by Linda Poole, to approve the Board and Committee Meeting Schedule for 2004-2005 as submitted, and at the Board's discretion can change meetings when necessary. Upon roll call vote, all members voted aye. Motion carried.

Motion by Linda Poole, seconded by Brad Burwell, to approve Personnel Actions: Resignations: Garry Banning and Jeff Dahms; Contract Amendments: Susan Johnson, Pam Fleury, Bridget Kowal; and New Hires: Sarah Aschenbrenner, Carrie Kosmicki, Kimberly Parkhurst, Heather Walla, Tami Maldonado-Mancebo, and Tara Jurena. Upon roll call vote, all members voted aye. Motion carried.

Reports given included: A Construction Update, a Food Service – Year End Report, NASB Legislative Resolutions, and the New Frontier Evaluation.

Future Agenda Items/Board Calendar: The New Staff Breakfast will be held on Monday, August 9, 2004 at 8:00 a.m. at Millard South High School Cafeteria. The Committee of the Whole Meeting will be held on Monday, August 9, 2004 at 7 p.m. at the Don Stroh Administration Center, 5606 South 147th Street. The Welcome Back Celebration – Teacher Fall Workshop will be held on Thursday, August 12, 2004 at 8 a.m. at the Holiday Inn Central. A Board of Education Meeting will be held on Monday, August 16, 2004 at 7 p.m. at the Don Stroh Administration Center, 5606 South 147th Street. A Board of Education Meeting will be held on Tuesday, September 7 2004 at 7 p.m. at the Don Stroh Administration Center, 5606 South 147th Street. The Committee of the Whole Meeting will be held on Monday, September 13, 2004 at 7 p.m. at the Don Stroh Administration Center, 5606 South 147th Street. A Board of Education Meeting will be held on Monday, September 20, 2004 at 7 p.m. at the Don Stroh Administration Center, 5606 South 147th Street. A Board of Education Meeting will be held on Monday,

Board of Education Minutes
August 2, 2004
Page 6

October 4, 2004 at 7 p.m. at the Don Stroh Administration Center, 5606 South 147th Street. The NASB Area Membership Meeting will be held on Wednesday, October 6, 2004 at 5:30 p.m. at Offutt Air Force Base. The Board of Education Meeting will be held on Monday, October 18, 2004 at 7 p.m. at the Don Stroh Administration Center, 5606 South 147th Street.

Jean Stothert adjourned the meeting.

SECRETARY

Minutes
Committee of the Whole
August 9, 2004

The members of the Board of Education met for a Committee Meeting on Monday, August 9, 2004 at 7 p.m. at the Don Stroh Administration Center, 5606 South 147th Street. The agenda included a discussion on the new southwest housing areas, and development of goals for the board of education. In Executive Session the board met with the Superintendent to develop his goals/evaluation.

PRESENT: Jean Stothert Mike Pate, Linda Poole, Julie Johnson, and Mike Kennedy.

ABSENT: Brad Burwell

Others in attendance were Keith Lutz, John Crawford, and other administrators.

John Crawford reviewed the subdivisions that have not yet been assigned to schools. He stated five of nine subdivisions have or will have students for 2004-2005. Both "Rural Douglas" and "Rural Sarpy" are assigned to Rohwer, Beadle, and West High. He stated that some of those areas that now have students would need to be re-assigned from Rohwer to some other elementary school. The pros and cons of several options were discussed on the possible re-assignments.

Dr. Crawford will be bringing his recommendation to the Board of Education at a future meeting.

Board members reviewed past Board goals, but after some discussion there was a consensus that what really leads the district is the strategic plan and their responsibility is to make sure it is carried forward, so the need for additional goals was unnecessary.

The Board of Education knows the importance of keeping the lines of communications open with their constituents. They will continue to be forceful advocates for the Millard Public Schools during visits to schools, attending community activities, and when meeting with the Nebraska legislators.

The Board decided that at each Committee meeting they would set aside a short time to inform each other of issues or concerns expressed by the public.

Linda Poole adjourned the meeting to go into Executive Session to discuss the Superintendent's goals/evaluation.

CHAIRMAN

AGENDA SUMMARY SHEET

AGENDA ITEM: Amendment of FYE04 Bond Fund Budget

MEETING DATE: August 16, 2004

DEPARTMENT: Business

TITLE & BRIEF DESCRIPTION: Amendment of FYE04 Bond Fund Budget – The amendment of the current fiscal year’s budget to accommodate the refunding of bonds done during the year.

ACTION DESIRED: Approval Discussion Information Only

BACKGROUND: During FYE04, the District conducted a bond refunding. The refunding netted the District in excess of \$1,000,000 in savings over the lifetime of the bonds.

Due to the refunding opportunity that presented itself during FYE04, the District is amending its bond fund to reflect such. A copy of the proposed amendment (which was published in the paper) is attached.

The proposed budget amendment calls for an increase in Disbursements of \$32,000,000 (the recalling of old bonds) and a corresponding increase of \$32,000,000 in Resources (i.e., the reissuing of new bonds). There is no change in the property tax request.

OPTIONS AND ALTERNATIVES: n/a


RECOMMENDATION: It is recommended that the District’s FYE04 Bond Fund be amended to provide for an increase of \$32,000,000 in both disbursements and resources as noted in the Notice of Budget Hearing and Budget Summary Amendment which is, by this reference, incorporated in its entirety into this motion.

STRATEGIC PLAN REFERENCE: n/a

IMPLICATIONS OF ADOPTION/REJECTION: n/a

TIMELINE: Immediate

RESPONSIBLE PERSON: Ken Fossen, Associate Superintendent (General Administration)

SUPERINTENDENT’S APPROVAL: 

NOTICE OF BUDGET HEARING AND BUDGET SUMMARY AMENDMENT

State of Nebraska
Budget Form - NBH-School District
 Statement of Publication

Millard Public Schools in Douglas County, Nebraska

PUBLIC NOTICE is hereby given, in compliance with the provisions of State Statute Sections 13-501 to 13-512, that the governing body will meet on the 16th day of August, 2004 at 6:45 P.M., at Don Stroh Administration Center (5606 S. 147th Street, Omaha, NE 68137) for the purpose of hearing support, opposition, criticism, suggestions or observations of taxpayers relating to the following proposed budget amendment for the Bond Fund Only. The amendment is due to the Bond Refunding the District completed this past fiscal year. This amendment does not result in any change to the property tax request or corresponding levy. The budget detail is available at the office of the Clerk/Secretary during regular business hours.

Clerk/Secretary

2003-04 APPROVED BUDGET SUMMARY							
FUND	Actual Disbursements & Transfers	Actual/Estimated Disbursements & Transfers	Budgeted Disbursements & Transfers	Necessary Cash Reserve	Total Available Resources Before Property Taxes	Fee and Delinquent Tax Allowance	Total Personal and Real Property Tax Requirement
	2001-2002 (1)	2002-2003 (2)	2003-2004 (3)				
Bond	\$ 14,828,360.00	\$ 77,000,000.00	\$ 15,049,927.00	\$ 12,000,000.00	\$ 13,120,356.00	\$ 139,295.71	\$ 13,929,571.00
	\$ -	\$ -	\$ -	\$ -	\$ -		
TOTAL	\$ 14,828,360.00	\$ 77,000,000.00	\$ 15,049,927.00	\$ 12,000,000.00	\$ 13,120,356.00	\$ 139,295.71	\$ 13,929,571.00

Total Personal and Real Property Tax Requirement For Bonds
\$ 13,929,571.00

2003-04 AMENDED BUDGET SUMMARY							
FUND	Actual Disbursements & Transfers	Actual/Estimated Disbursements & Transfers	Amended Budgeted Disbursements & Transfers	Necessary Cash Reserve	Total Available Resources Before Property Taxes	Fee and Delinquent Tax Allowance	Total Personal and Real Property Tax Requirement
	2001-2002 (1)	2002-2003 (2)	2003-2004 (3)				
Bond	\$ 14,828,360.00	\$ 77,000,000.00	\$ 47,049,927.00	\$ 12,000,000.00	\$ 45,120,356.00	\$ 139,295.71	\$ 13,929,571.00
	\$ -	\$ -	\$ -	\$ -	\$ -		
TOTAL	\$ 14,828,360.00	\$ 77,000,000.00	\$ 47,049,927.00	\$ 12,000,000.00	\$ 45,120,356.00	\$ 139,295.71	\$ 13,929,571.00

Total Personal and Real Property Tax Requirement For Bonds
\$ 13,929,571.00

AGENDA SUMMARY SHEET

AGENDA ITEM: NSDLAF+ Proxy Statement

MEETING DATE: August 16, 2004

DEPARTMENT: Business

TITLE & BRIEF DESCRIPTION: NSDLAF+ Proxy Statement – A proxy statement for voting at the participants meetings for the Nebraska School District Liquid Asset Fund Plus.

ACTION DESIRED: Approval x Discussion ___ Information Only ___

BACKGROUND: The District invests moneys in the NSDLAF+ and is a participant in the interlocal agreement which established such fund. The Fund is governed by a board of trustees elected by the participants.

The Fund is updating its files and needs to have a current proxy statement from the Millard Public Schools. This proxy statement documents who from the District has authority to represent the District at the meeting of the participants.

The authorized representatives for the District are (in order) the Superintendent, the Associate Superintendent for General Administration, and anyone else appointed in writing by either of the above.

OPTIONS AND ALTERNATIVES: n/a


RECOMMENDATION: It is recommended that the District appoint the Superintendent, Associate Superintendent for General Administration, and anyone else appointed by either of them as the proxy agent for the District at meetings of the participants of the Nebraska School District Liquid Asset Fund Plus as provided in the Proxy Statement submitted.

STRATEGIC PLAN REFERENCE: n/a

IMPLICATIONS OF ADOPTION/REJECTION: n/a

TIMELINE: Immediate

RESPONSIBLE PERSON: Ken Fossen, Associate Superintendent (General Administration)

SUPERINTENDENT'S APPROVAL: 

PROXY STATEMENT

The undersigned, being a participant in the Nebraska School District Liquid Asset Fund Plus (NSDLAF+), hereby constitutes and appoints (in the order presented) Keith W. Lutz (Superintendent), Kenneth J. Fossen (Associate Superintendent for General Administration), and any individual appointed in writing by either of the preceding as proxy agent for the participant and in the participants name, stead, and place to vote on all matters entitling a participant to vote at the annual meeting of participants of the Nebraska School District Liquid Asset Fund Plus or at any subsequent meeting of participants. This proxy confers upon the person so designated full power to cast votes on behalf of participant as if the participant were personally present at any annual, special, or other meetings of participants.

This proxy shall remain valid and binding until it is revoked, in writing, by the participant.

Dated: August 16, 2004

**DOUGLAS COUNTY SCHOOL DISTRICT
NO. 0017 (a/k/a the Millard Public
Schools), Participant**

By: _____
President

By: _____
Secretary

AGENDA SUMMARY SHEET

AGENDA ITEM: Superintendent's Goals for 2004-2005

MEETING DATE: August 16, 2004

DEPARTMENT: Board of Education

TITLE AND BRIEF DESCRIPTION: Each year the board approves the goals set for the Superintendent.

ACTION DESIRED: Approval

BACKGROUND:

OPTIONS/ALTERNATIVE CONSIDERATIONS: N/A

RECOMMENDATIONS: Approval of the goals.


STRATEGIC PLAN REFERENCE: N/A

IMPLICATIONS OF ADOPTION OR REJECTION: N/A

TIME LINE: N/A

PERSONS RESPONSIBLE: Board of Education

SUPERINTENDENT'S APPROVAL:

A handwritten signature in black ink, appearing to be "D. L. [unclear]", is written over a horizontal line. The signature is cursive and somewhat stylized.

SUPERINTENDENT GOALS
2004-2005

1. Develop and implement a plan to ensure that the Advanced Placement curriculum which is taught is aligned with the Advanced Placement exam.
2. Develop and implement a plan to restructure our current alternative program to include grades 6-12, and obtain a facility for each level to operate.
3. Develop and implement a plan, which ensures all students have individualized learning plans which are challenging and tailored to his/her individualized needs.
4. Develop a plan to help define what a "world class" school district is by researching and comparing state, national and international benchmarks. Data collected should be valid and reliable from various world recognized sources.
5. Increase community involvement, enhance public opinion and foster cooperative relationships with other public and private entities.

AGENDA SUMMARY SHEET

AGENDA ITEM: ESU#3 Contract for Supplemental Services: Internet Filtering

MEETING DATE: August 16, 2004

DEPARTMENT: Technology Division

TITLE AND BRIEF DESCRIPTION: ESU#3 Contract for Supplemental Services:
Internet Filtering


ACTION DESIRED: Approval X

EXECUTIVE SUMMARY: Internet access is provided the Millard Pubic Schools through ESU#3. In order to comply with the Children's Internet Protection Act and comply with E-Rate qualification guidelines the Millard Public Schools must provide for Internet content filtering. Internet content filtering requirements are identified in Board Rule 1102.1. Internet content filtering is provided, under contract through ESU#3, by Web Sense Filtering

STRATEGIC PLAN REFERENCE:

RESPONSIBLE PERSON: Dr. Mark Feldhausen

SUPERINTENDENT APPROVAL:



(Signature)

BOARD ACTION:

CONTRACT FOR SUPPLEMENTAL SERVICES

**Data & Networking
2004-2005**

Contract #

Invoice # _____

Educational Service Unit No. 3, hereinafter referred to as ESU #3, proposes to furnish supplemental services pursuant to 79-2201 et seq R.R.S. 1943 to the **Millard School District**, Douglas County, Nebraska, hereinafter called the School, for the 2004-2005 school year. This Agreement is subject to the following terms and conditions:

Websense Filtering @ \$0.46 per student for **19,468** students = **\$8,955**

Term: Three-year contract; districts will be billed on a yearly basis at the above rate.

Condition: This proposal shall become a valid contract only when accepted by an authorized representative of the School and subsequently approved by an authorized representative of ESU #3.

Accepted by action of the Board of the **Millard School District**, Douglas County, Nebraska at a duly authorized meeting on the _____ day of _____, 2004.

Authorized Representative

Title

Approved by action of the Board of Educational Service Unit #3, Omaha, County of Sarpy, Nebraska, at a duly authorized meeting on the **15th day of June, 2004.**

Administrator (Authorized Representative)

Return to: Dr. Gil Kettelhut, ESU #3, 6949 So. 110th Street, Omaha, NE 68128-5722

AGENDA SUMMARY SHEET

MEETING DATE: August 16, 2004

DEPARTMENT: Human Resources

ACTION DESIRED: Approval

BACKGROUND: Personnel items: (1) New Hires (2) Resignations, (3) Contract Amendments, (4) Leave of Absence, and (5) Rescission of Leave of Absence

OPTIONS & ALTERNATIVES: NA

RECOMMENDATION: Approval

STRATEGIC PLAN REFERENCE: N/A

IMPLICATIONS OF ADOPTION OR REJECTION: N/A

TIMELINE: N/A

RESPONSIBLE PERSON: Dr. Kirby Eltiste

SUPERINTENDENT APPROVAL:



August 16, 2004

TEACHERS RECOMMENDED FOR HIRE**Recommend: the following teachers be hired for the 2004-05 school year:**

1. Julie Crowley – Step 1, BA – University of Nebraska of Omaha. Multi-Cat Sped teacher (.5) at Rockwell Elementary School.
2. Julie Harvey – Step 1, BA – Newman University, Wichita, KS. Math teacher at North Middle School.
3. Bethany Herd – Step 1, BA – University of Nebraska of Lincoln. Kindergarten teacher (short term) at Rockwell Elementary School.
4. Becky Pfeifer – Step 6, BA – University of Nebraska of Omaha. Reading teacher (.5) at Kiewit Middle School. Previous experience: Omaha Public Schools (1998/99 & 2003/04); Ankeny, IA (2000/03)
5. Loretta Soto – Step 13, MA+36 – University of Central Oklahoma, Edmond, OK. Sped Behavior Disorder teacher at Central Middle School. Previous experience: Oklahoma City, OK (1980/89 & 1995/96); Loess Hills AEA 13 (2000/03); Children’s Square, Council Bluffs, IA (2003/04)
6. Heather Foster – Step 11, BA+24 – Asbury College. Fifth grade teacher (short term) at Rohwer Elementary School. Previous experience: Millard Public Schools (1976/1989)
7. Julie Konrad – Step 4, BA – Truman State University, Kirksville, MO. Speech Pathologist at Sandoz and Cather Elementary Schools. Previous experience: Oswego, IL (2001/02); Cedar Rapids, IA (2002/04)
8. Jessi Lutz – Step 1, BA – University of Nebraska of Kearney. Math teacher (.5) at North Middle School.
9. Brian Fritz – Step 7, BA – University of Nebraska of Omaha. Sped Resource teacher at South High School. Previous experience: Boys Town (1998/2003); Omaha Public Schools (2003/04)
10. John Deeney – Step 4, BA – University of Iowa, Iowa City, IA. Sixth grade teacher at Andersen Middle School. Previous experience: Rialto, CA (January 2002/04)
11. Heidi Gough – Step 1, BA – College of St Mary. Kindergarten teacher at Cottonwood Elementary School.
12. Maria Hicks – Step 7, BA – University of Sofia, Bulgaria. ELL teacher at Sandoz and Cather Elementary Schools. Previous experience: Bulgaria (1990/95); Grand Junction, CO (1996/98); Sharjah, United Arab Emirates (1998/99 & 2001/04)

August 16, 2004

RESIGNATIONS

Recommend: the following resignations be accepted:

1. Andrea Parsons – Speech Pathologist at Harvey Oaks Elementary School. She is resigning to take a position with Boys Town National Research Hospital. Resignation is effective at the end of the 2003/04 school year.
2. Cara Lucas-Richt – Sped Resource Teacher at Central Middle School. She is resigning to take an administration position with Omaha Public Schools. Resignation is effective at the end of the 2003/04 school year.

August 16, 2004

AMENDMENT TO CONTINUING CONTRACTS

Recommend: amendment to the following contracts:

1. Kimberly Baker – Grade 1 Teacher at Rockwell Elementary. Amend contract from 50% to Job Share 50%.
2. Laurie Brodeur – High Ability Learner Teacher at Russell Middle School. Amend contract from 95% to 100%.

August 16, 2004

RESCISSION OF LEAVES OF ABSENCE

Recommend: the following leaves of absence be rescinded:

1. Kimberly Baker requested a leave of absence for the 2004/05 school year. She would like to rescind this request to take a half time job share position at Rockwell Elementary School.

August 16, 2004

LEAVE OF ABSENCE REQUESTS

Recommend: the following extended leave without pay requests be approved:

1. Sherri Schumann – Third grade teacher at Rohwer Elementary School. She is requesting a leave of absence for the 2004/05 school year for family reasons.

AGENDA SUMMARY SHEET

AGENDA ITEM: Montessori Middle School Program Evaluation

Meeting Date: 8/16/04

Department: Planning & Evaluation

Title and Brief Description: This is the fifth year of the program and the fifth year of program evaluation reporting on the expansion of the Montessori Program into middle school. Over the years, data have been collected on parent satisfaction, student achievement, and costs per pupil.

Action Desired: Approval ___ Discussion x Information Only ___

Background: The current middle school program began with a single 6th grade class in 1999-00. Available data now span middle school and high school years. Generally, results indicate that the Montessori students do as well as other students in the regular Millard curriculum.

Options/Alternatives Considered: Continue vs. not continue the program.

Recommendations: Since student academic performance and parent satisfaction have continued at an acceptably high level, the main remaining issue for the program may be to maintain acceptably high numbers of students enrolled in the program. The 2003-04 cost per pupil for the program was much more in line with the regular program instructional cost. This occurred because of an increase in number of students (up to 66) and the decrease of a .5 FTE department head. Over the years, the average loss of students from 6th to 8th grade has been about 22%. It will be another 5 years before the Norris Montessori Program can feed students into the middle level. The middle school program would need around 24-26 students in 6th grade to have a good chance of having 20 students in 8th grade.

Strategic Plan Reference: To meet the mission of the district.

Implications of Adoption/Rejection: N.A.

Timeline: Use results for program planning and improvement, beginning in 2004-05.

Responsible Persons: John Crawford and Patrick Irwin for evaluation; Jim Sutfin and others for program.

Superintendent's Signature:



Year 5: Program Evaluation Report, Montessori Middle School Program

In the 2003-04 school year, the Montessori Middle School Program completed its fifth year of operation; this report is also the fifth year of program evaluation reporting. The Montessori program was advanced into the 6th grade at Central Middle School in the 1999-2000 school year. The table below provides the number of students at each grade level across the past four years. Prior to moving into the middle level, Montessori had been at Montclair Elementary, serving pre-K through fifth grades.

Montessori Enrollment 1999 - 2002

Year	6th	7th	8th
1999 - 00	20		
2000 - 01	25	20	
2001 - 02	23	25	17
2002 - 03	17	22	14
2003 - 04	28	17	21

This report is based on the examination of the criterion-referenced assessments and standardized achievement test data on students in the Millard Montessori Middle School program. The information presented here is from the district's Essential Learner Outcome (ELO) Assessments and the *TerraNova* norm-referenced achievement test results.

Three content areas from the ELO assessment standards are currently measured in 7th grade (reading comprehension, 6-trait analytical writing, and mathematics). Two content areas from the ELOs are measured in 8th grade (science and social studies). The percent of students mastering the assessments and the average scores and standard deviations from these five assessments will be used in this evaluation.

The standardized norm-referenced test used by the district is the *TerraNova* Multiple Assessments, Form A. Districtwide, the *TerraNova* is administered in grades 3, 4, 6, 7, 9, and 10. The 2003-2004 *TerraNova* standardized achievement data for the 6th and 7th grades will be used in this evaluation (NCE mean scores and standard deviations from the *TerraNova* are analyzed). NCE scores are norm-referenced scores similar to percentiles, but have the added property of being “equal interval”. Middle schools administer the *TerraNova* in the spring (April).

TerraNova Achievement Results

The current data are from the 2003-04 school year; the results compares the 6th and 7th grade Montessori students to the other students in the district.

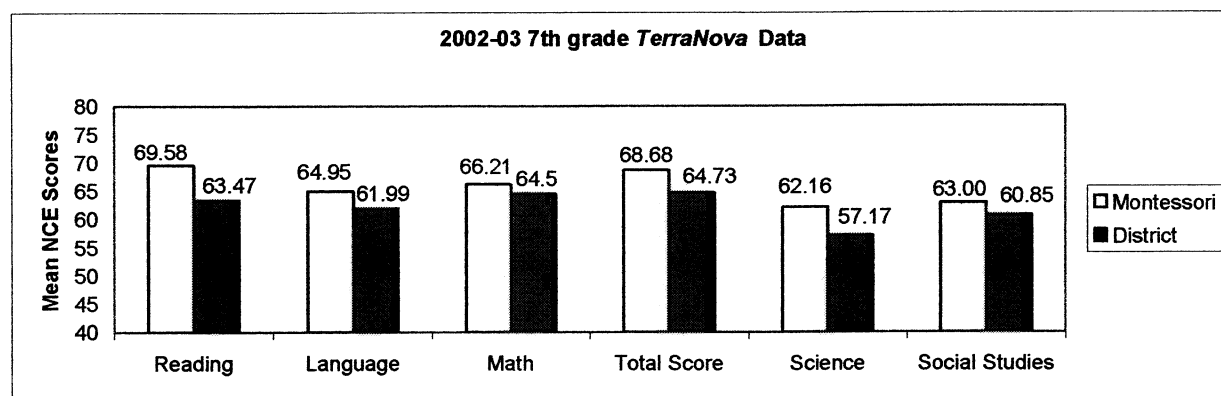
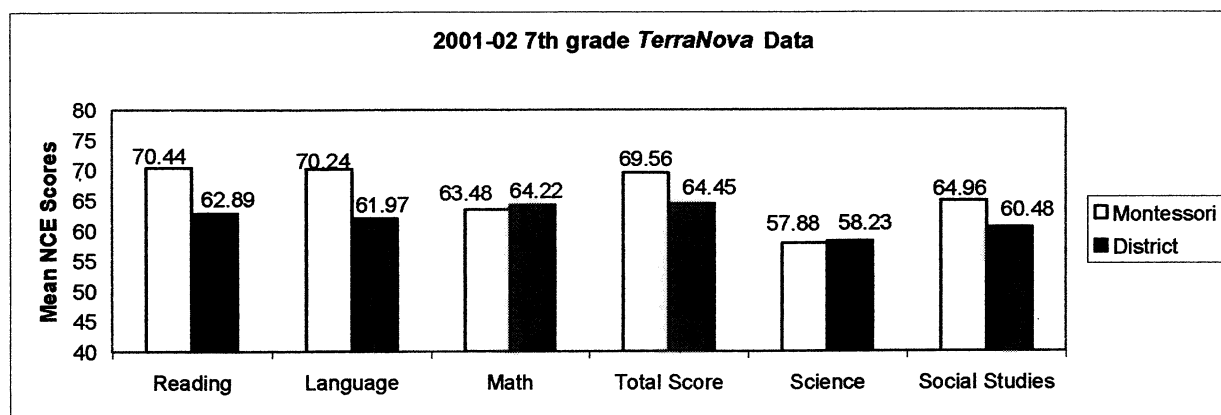
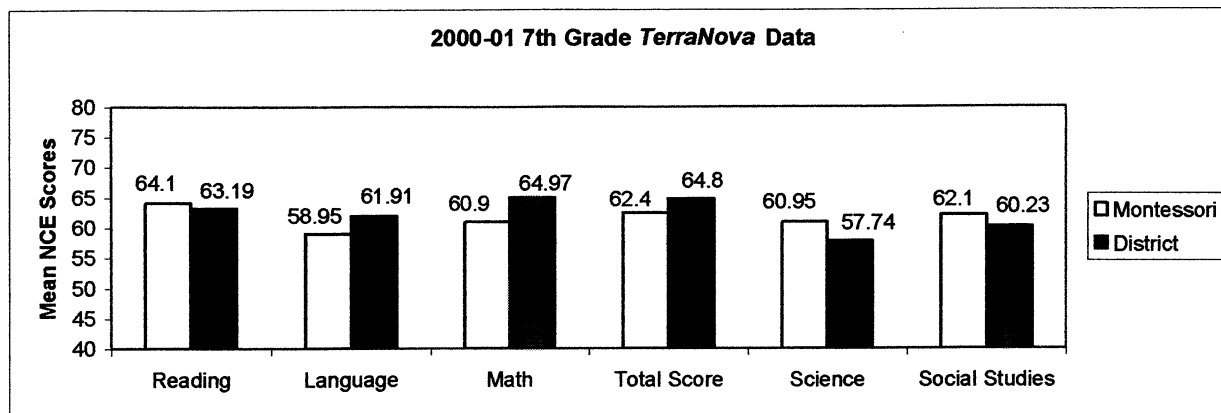
2003-04 6th Grade TerraNova Data (Average NCE Scores)

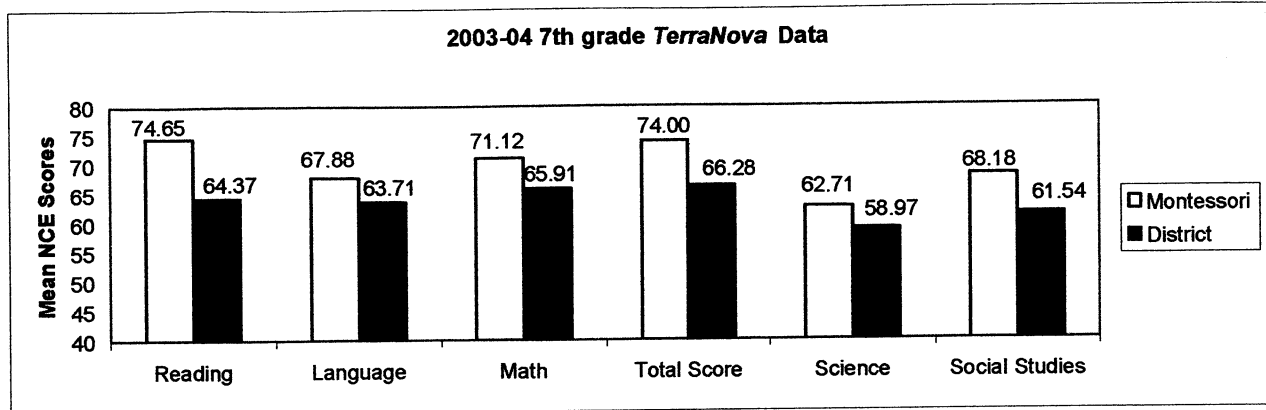
<i>TerraNova</i> 6th Grade	N		Reading	Language	Math	Total* score	Science	Social Studies
Montessori	27	Mean	63.63	63.96	63.74	64.52	62.63	60.54
		SD	14.53	15.26	16.845	15.18	14.47	17.15
District	1431	Mean	59.72	61.26	62.61	61.91	60.94	60.52
		SD	16.45	17.03	16.86	16.87	15.60	15.13
Effect Size			0.2377	0.1585	0.0670	0.1547	0.1083	0.0013

* “Total score” is composed of Reading, Language, and Math scores.

The sixth grade data for the past three years (2000-01, 2001-02, & 2002-03) and for the current school year show similar findings. The sixth grade Montessori students are slightly higher than the district on all of the subtests (and on the *TerraNova* total score). See the appendix for detail information. The mean differences on the subtests are not statistically significant. Results from analyzing effect sizes showed all of the subtests had “small” effects (differences that are less than .3 of a standard deviation).

The following information is based on the 7th grade Montessori students, compared to the district, on the *TerraNova*.





The four charts above show the 7th grade Montessori students TerraNova scores over the last four years. The Montessori students in 2002-03 and 2003-04 scored higher than the district on all subtests of the TerraNova.

7th Grade 2003-04 Data

<i>TerraNova</i> 7th Grade	N	NCE Scores	Reading	Language	Math	Total score	Science	Social Studies
Montessori	17	Mean	74.65	67.88	71.12	74.00	62.71	68.18
		SD	13.23	15.40	14.65	15.20	11.48	11.68
District	1498	Mean	64.37	63.71	65.91	66.28	58.97	61.54
		SD	17.73	17.43	17.26	18.01	15.98	16.87
Effect Size			0.5798	0.2392	0.3019	0.4287	0.2340	0.3936

The above table presents the results for the 2003-04 school year. The mean difference between the Montessori students and the district is statistically significant on the reading and social studies subtest. There is a “medium” size effect on the math, reading, social studies subtests and the total score; and the language and science subtests effects are “small” (<.3). These next two tables show cohort data for the Montessori students and the district, using the most recent two years of *TerraNova* data.

Montessori Cohort data 6th grade 2002-03 and 7th grade 2003-04 (TerraNova NCE averages)

		READ. 2002-03	READ. 2003-04	MATH 2002-03	MATH 2003-04	LANG. 2002-03	LANG. 2003-04
Montessori 6th Grade 2002-03	Mean	71.88		66.29		67.82	
	S.D.	13.55		13.37		13.43	
7th Grade 2003-04	Mean		74.65 (+)		71.12 (+)		67.88 (+)
	S.D.		13.23		14.65		15.40

		SCIENCE 2002-03	SCIENCE 2003-04	SOC STDY 2002-03	SOC STDY 2003-04	TOTAL 2002-03	TOTAL 2003-04
Montessori 6th Grade 2002-03	Mean	63.88		73.53		69.71	
	S.D.	7.99		14.16		13.13	
7th Grade 2003-04	Mean		62.71 (-)		68.18 (-)		74.00 (+)
	S.D.		11.48		11.68		15.20

(+) indicates positive growth; (-) indicates a decline in relation to national norms.

District Cohort data 6th grade 2002-03 and 7th grade 2003-04 (TerraNova NCE averages)

		READ. 2002-03	READ. 2003-04	MATH 2002-03	MATH 2003-04	LANG. 2002-03	LANG. 2003-04
District 6th Grade 2002-03	Mean	60.30		62.74		62.43	
	S.D.	16.67		17.04		17.37	
7th Grade 2003-04	Mean		64.37 (+)		65.91 (+)		63.71 (+)
	S.D.		17.73		17.26		17.43

		SCIENCE 2002-03	SCIENCE 2003-04	SOC STDY 2002-03	SOC STDY 2003-04	TOTAL 2002-03	TOTAL 2003-04
District 6th Grade 2002-03	Mean	61.78		59.82		62.65	
	S.D.	16.17		15.69		17.27	
7th Grade 2003-04	Mean		58.97 (-)		61.54 (+)		66.28 (+)
	S.D.		15.98		16.87		18.01

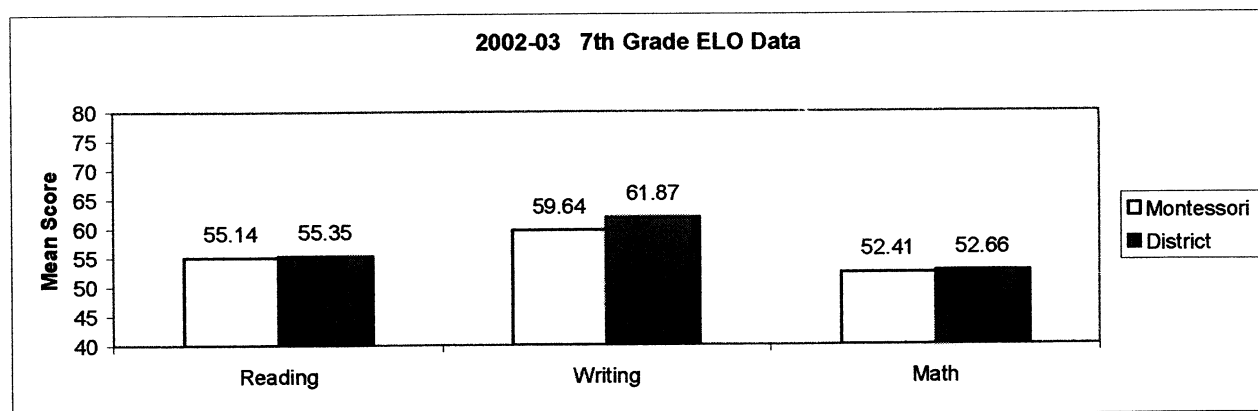
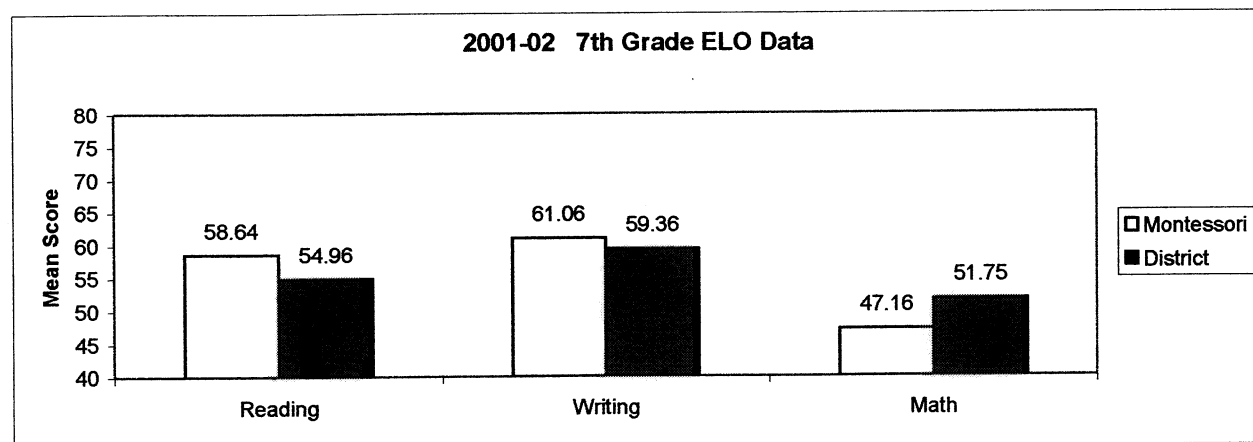
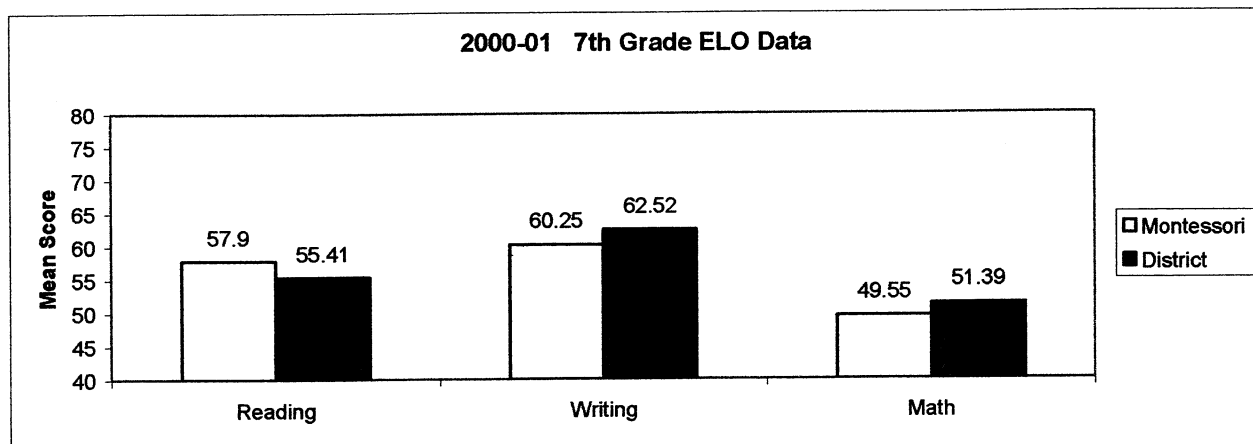
(+) indicates positive growth; (-) indicates a decline in relation to national norms.

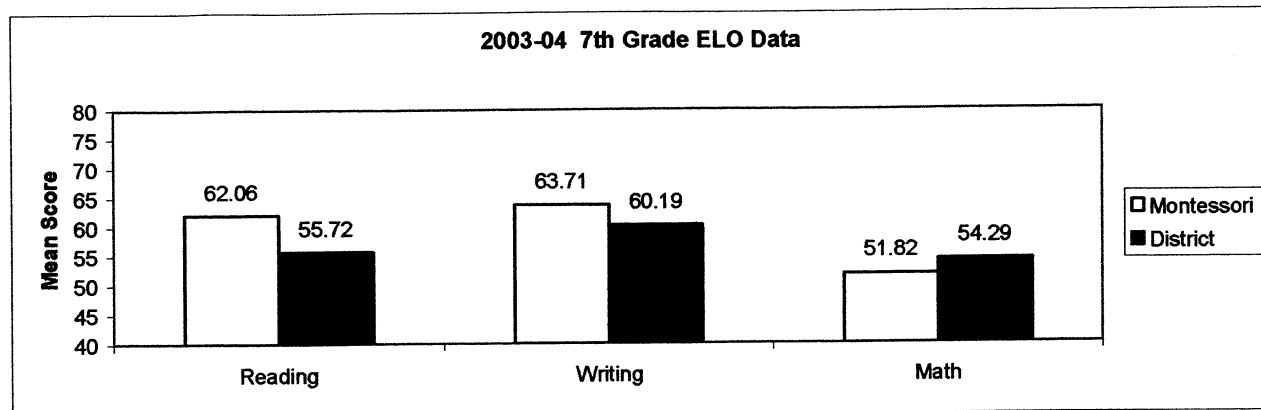
The district as a whole showed growth on 5 of 6 indicators (all except science).

Montessori showed growth on 4 of 6 indicators (all except science and social studies).

ELO Results, 7th and 8th grade Students

The following charts and tables show comparative results for the middle school ELO assessments. The raw score representing number correct was analyzed.





2003-04 7th Grade ELO Data Percent Mastery

ELO 7th Grade	N	Mastered Reading		Mastered Writing		Mastered Math	
Montessori	17	17	100%	17	100%	15	88.2%
District	≥ 1490*	1379	92.2%	1421	95.4%	1401	93.6%

*N for math=1496, reading=1496, and writing=1490

7th Grade ELO Data 2003-04

ELO 7th Grade	N	Raw Scores	Reading	Writing	Math
Montessori	17	Mean	62.06	63.71	51.82
		SD	5.94	11.09	10.87
District	1568	Mean	55.72	60.19	54.29
		SD	10.42	9.41	9.87
Effect Size			0.6084	0.3741	-0.2503

Except for math, the mean differences for the four years do not seem to have a consistent pattern. In reading, for 3 of 4 years, the Montessori mean was higher than the district mean. In writing, Montessori was higher in 2 of 4 years; in math, Montessori was lower than the district all four years. The mean difference on the reading ELO for this current school year is statistically significant. Results from analyzing effect sizes showed “medium” effects (effect size between .3 and .8) on the reading and writing mean score difference. The math effect

avored the district, but was a “small” effect. The percent of students mastering the three ELO measures varies with the assessment: reading and writing percent mastery results are higher in the Montessori group, while math is higher for the district.

8th Grade ELO Data 2003-04

ELO 8th Grade	N	Mastered Science	Mastered Social Studies
Montessori	21	21 (100%)	19 (90.5%)
District	≥ 1578*	1496 (94.6%)	1496 (94.8%)

*N for science = 1581 and social studies = 1578

8th Grade ELO Data 2003-04

ELO 8th Grade	N	Raw Scores	Science	Social Studies
Montessori	21	Mean	67.57	61.67
		SD	7.51	9.58
District	≥ 1578*	Mean	66.88	65.01
		SD	8.97	9.55
Effect Size			0.0769	-0.3497

*N for science = 1581 and social studies = 1578

The above results are for the 8th grade ELO measures (2003-04). Findings show that all of the Montessori students met the cutscore on the science ELO and 19 out of 21 (90.5%) students met the cutscore on the social studies ELO. The district had about 95% of the students meet the cutscore on science and social studies. There are “medium” size effects on the social studies ELO, favoring the district.

9th Grade Students

This part of the evaluation is intended to track the Montessori students who completed eighth grade in 2002-03 and remained in the district for ninth grade in 2003-04. There were fourteen students in 8th grade and thirteen of them completed 9th grade in the district. These 9th grade students will be compared to the district on the subtests of the *TerraNova* and the 9th grade reading comprehension ELO.

2003-04 9th grade *TerraNova*

<i>TerraNova</i> 9th Grade 2003-04	N	NCE Scores	Reading	Language	Math	Total battery	Science	Social Studies
Montessori	13	Mean	71.08	72.08	72.31	75.00	63.15	67.77
		SD	16.82	17.62	13.90	15.81	10.83	13.44
District	1466	Mean	61.25	63.67	63.89	64.62	58.17	59.24
		SD	17.05	17.44	17.51	17.61	15.92	14.23
Effect Size			0.5765	0.4822	0.4809	0.5894	0.3128	0.5994

The table above compares the thirteen 9th grade students that completed the Montessori program in 2002-03 to the district on the *TerraNova*. The data show that the Montessori students had consistently higher mean NCE scores, compared to the district. The differences on math, social studies and total score were statistically significant. There are “medium” size effects on the all of the subtests and total score difference.

The two tables below compare these Montessori students to the district on the 9th grade reading comprehension ELO. Thirteen out of the thirteen (100%) Montessori students passed the ELO. The district had a slightly lower percent of students meeting the cutscore (93.97%). The Montessori students do have a higher mean score on the reading ELO; this difference is statistically significant and is considered a “medium” size effect.

2003-04 Mean Differences 9th Grade Reading ELO

ELO 9th Grade	N	Raw Scores	Reading
Montessori	13	Mean	64.31
		SD	5.47
District	1467	Mean	59.16
		SD	8.86
Effect Size			0.5813

2003-04 Percent Mastery Analysis 9th Grade Reading ELO

ELO 9th Grade	N	Mastered Reading
Montessori	13	13 (100%)
District	1467	1388 (93.97%)

The data presented in this piece of the evaluation indicate that the 9th grade students who completed the Montessori program are performing as well as (or better than) the other 9th grade students in the district.

10th Grade Students

This part of the evaluation is intended to track the Montessori students who completed eighth grade in 2001-02 and remained in the district for ninth grade in 2002-03 and tenth grade in 2003-04. There were seventeen students in 8th grade and fourteen of them completed 9th grade and 10th grade in the district. These 10th grade students will be compared to the district on the subtests of the *TerraNova* and the 9th grade reading comprehension and the 10th grade math ELO.

2002-03 9th grade *TerraNova*

<i>TerraNova</i> 9th Grade 2002-03	N	NCE Scores	Reading	Language	Math	Total battery	Science	Social Studies
Montessori	14	Mean	69.29	64.57	71.14	71.00	61.79	64.07
		SD	19.80	14.91	19.19	19.27	16.45	12.51
District	1466	Mean	61.15	62.72	64.48	64.48	58.40	59.54
		SD	16.77	17.31	17.28	17.38	15.03	14.04
Effect Size			0.4854	0.1069	0.3854	0.3751	0.2255	0.3226

2003-04 10th grade *TerraNova*

<i>TerraNova</i> 10th Grade 2003-04	N	NCE Score s	Reading	Language	Math	Total battery	Science	Social Studies
Montessori	14	Mean	68.79	67.07	76.14	72.79	67.93	69.71
		SD	14.61	17.64	18.51	18.18	14.62	12.01
District	1468	Mean	61.95	63.26	68.02	66.08	61.62	63.12
		SD	17.19	17.56	17.13	17.51	16.68	14.62
Effect Size			0.3979	0.2170	0.4740	0.3832	0.3783	0.4508

The tables above compares the fourteen 9th grade students that completed the Montessori program in 2001-02 to the district on the *TerraNova*. The data show that the Montessori students had consistently higher mean NCE scores compared to the district in 9th grade in 2002-03 and in 10th grade in 2003-04. These differences are not statistically significant, but there is a “medium” size effect on the reading, math, total, and social studies scores for both years.

The two tables below compare these Montessori students to the district on the 10th grade math ELO. Fourteen out of fourteen Montessori students passed the ELO. The district had a slightly lower percent of students meeting the cutscore (96.41%). The Montessori students do have a higher mean score on the math ELO, but the difference is not significant and would be considered a “medium” size effect.

2003-04 Mean Differences 10th grade Math ELO

ELO 10 Grade	N	Raw Scores	Math
Montessori	14	Mean	54.36
		SD	12.19
District	1467	Mean	50.15
		SD	11.25
Effect Size			0.3742

2003-04 Percent Mastery Analysis 10th grade Math ELO

ELO 10th Grade	N	Mastered Math
Montessori	14	14 (100%)
District	1467	1424 (96.41%)

The two tables below compare the Montessori students to the district on the 10th grade analytical writing assessment (AWA). All of the Montessori student met the cutscore, but they has a slightly lower mean score. The difference is not significant and the effect is “small”.

2003-04 Mean Differences 10th grade AWA ELO

ELO 10 Grade	N	Raw Scores	AWA
Montessori	14	Mean	74.93
		SD	8.78
District	1498	Mean	75.30
		SD	8.07
Effect Size			-0.0458

2003-04 Percent Mastery Analysis 10th grade AWA ELO

ELO 10th Grade	N	Mastered AWA
Montessori	14	14 (100%)
District	1498	1458 (97.33%)

The data on 10th graders indicate that the students who completed the Montessori program are performing at least as well as the other 10th grade students in the district.

Cost Analysis

The final piece of this evaluation is an analysis of costs. The analysis is based on the students in the Montessori program (66 students grades 6th - 8th) and the students enrolled in Central Middle school for the 2003-04 school year. The Montessori students take all of their core classes (language, math, science, and social studies) from the Montessori teachers. Other classes (exploratory and elective) are taken with the Central Middle population. This cost analysis compares the cost of running the Montessori program vs. the regular program in Central Middle School, on the “core” classes.

The cost data were analyzed using a typical (average) figure for teacher salaries and benefits of \$56,702. This yielded an estimate of \$2,270.92 per student for the regular core program at Central and \$2,577.36 per student for the Montessori program. Other costs (*pro rata* share of the building utilities, administration, clerical and support staff costs) are assumed to be comparable for Montessori and the regular program. Also, the start-up costs for Montessori were not considered, only teacher salaries/benefits for the 2003-04 school year.

2003-04 Based on using \$56,702 per Teacher Salary and Benefits

	N of teachers	Teacher Salaries	Number of Students	Cost per Student	Difference
Central Core Classes	32	\$1,814,464.00	799	\$2,270.92	
Montessori	3	\$170,106.00	66	\$2,577.36	+\$306.44

2002-03 Based on using \$53,000 per Teacher Salary and Benefits

	N of teachers	Teacher Salaries	Number of Students	Cost per Student	Difference
Central Core Classes	32	\$1,696,000.00	793	\$2,138.71	
Montessori	3.5	\$185,500.00	53	\$3,500.00	+\$1,361.29

The difference in costs shows a higher figure for the Montessori program – about \$306.44 more per student using the average salary/benefit figure. Across the 66 students, this equates to approximately an additional \$20,225.04 per year to run the Montessori program.

This cost difference has reduced significantly since the 2002-03 school year. In 2002-03 the cost difference was \$72,148.37. per year to run the Montessori program. The \$51,923.33 reduction in cost is due to the program increasing in students (from 53 to 66) and the reduction of the .5 FTE department head. The 2002-03 salary comparison has been included above.

The difficulty in maintaining numbers in the program is demonstrated in the table on page 1 of this report. Over a 5-year time span, one cohort dropped from 20 to 17 students (a 15% reduction) and another dropped from 25 to 14 students (a 44% reduction) and the most recent cohort dropped from 23 to 21 (a 8.7% reduction). Averaging across these three cohorts yields an expected loss of about 22.6% from 6th to 8th grades, if no new students are added. The Montessori program was able to bring in a large 6th grade class in 2003-04 which increased their

enrollment to 66 students for the year. The original agreement for the program required the program to maintain an average of 20 students per grade level. Given the natural mobility within the community, it would not be reasonable to expect a group of 40 to 60 families to stay put and show no attrition over a three-year time span. The only solution would be to have large 6th grade classes, anticipating the loss of students over the next two years. The Montessori program was able to bring in 28 6th grade students for 2003-04. The preliminary enrollment for the Montessori program in 2004-05 is expected to be slightly below 20 students per grade level (59 students across 3 grades, in the database, as of July, 2004). As the number of students decreases, the instructional cost per student will increase.

Summary & Conclusions

The program has completed its fifth year of operation. Analyses of student achievement trends are best characterized as mostly positive. The most recent year's data favors the program students moreso than prior years. Generally, the 6th graders in the program score as high as or higher than the district. In the last two years, the seventh grade group scored as high or higher than the district. However, the 7th grade ELO mean score in math has been lower than the district for the past four years. The district level cohort analysis showed gains for 6th to 7th grades, 2002-03 to 2003-04, for 5 out of 6 *TerraNova* achievement scores; however, the Montessori cohort analysis showed losses from 6th to 7th grades for 2 of 6 *TerraNova* scores.

We have one group of students (13 still in the district) who have completed three years of the program and have now completed ninth grade. Data on this small sample suggest that achievement of this group is acceptably high – above the district on all scores from the *TerraNova*, and on the ninth grade ELO program.

We have another group of students (14 still in the district) who have completed three years of the program and have now completed the tenth grade. Data on this group also indicate

that achievement is acceptably high – on TerraNova and the 10th grade ELO assessments. Even though the 7th grade Montessori student's math ELO scores have been lower than the district scores for the past four years, the deficit in math ability appears to be diminished on the 9th and 10th grade TerraNova (math) results and the students appear to perform somewhat higher than the district on the 10th grade math ELO. So there appears to be no evidence, at this time, of any enduring negative impact on student achievement, as the students progress into high school. Administration and Montessori staff should continue to investigate the differences on the 7th grade math ELO.

One issue in last year's evaluation was the cost difference to run the Montessori program. In the 2003-04 school year Central was able to reduce the total difference in program costs by \$51,923.33. They were able to do this by eliminating a .5 FTE department head position and by increasing the number of students in the program (53 in 2002-03 and 66 in 2003-04). The enrollment for the sixth grade Montessori class of 2003-04 was the largest class in the program's history. If the Montessori program were able to keep large incoming classes at sixth grade, the cost increase for running the program would be minimized.

Over the years, the board has been supportive of programs of choice. The main goal of the program evaluation work has been to ensure that student achievement in such programs remains acceptably high and that sufficient numbers of students are in the programs.

The Appendix contains the following information:

- 6th grade 2000-01 *TerraNova* Mean NCE and Standard Deviations for the following subtests: Reading, Language, Math, Science, social Studies, and Total Score.
- 6th grade 2001-02 *TerraNova* Mean NCE and Standard Deviations for the following subtests: Reading, Language, Math, Science, social Studies, and Total Score.
- 6th grade 2002-03 *TerraNova* Mean NCE and Standard Deviations for the following subtests: Reading, Language, Math, Science, social Studies, and Total Score.
- 6th grade 2003-04 *TerraNova* Mean NCE and Standard Deviations for the following subtests: Reading, Language, Math, Science, social Studies, and Total Score.
- 7th grade 2000-01 *TerraNova* Mean NCE and Standard Deviations for the following subtests: Reading, Language, Math, Science, social Studies, and Total Score.
- 7th grade 2001-02 *TerraNova* Mean NCE and Standard Deviations for the following subtests: Reading, Language, Math, Science, social Studies, and Total Score.
- 7th grade 2002-03 *TerraNova* Mean NCE and Standard Deviations for the following subtests: Reading, Language, Math, Science, social Studies, and Total Score.
- 7th grade 2003-04 *TerraNova* Mean NCE and Standard Deviations for the following subtests: Reading, Language, Math, Science, social Studies, and Total Score.
- 7th grade 2000-01 ELO Mean Total Scores and Standard Deviations for the following tests: Reading, Writing, and Math.
- 7th grade 2001-02 ELO Mean Total Scores and Standard Deviations for the following tests: Reading, Writing, and Math.

- 7th grade 2002-03 ELO Mean Total Scores and Standard Deviations for the following tests: Reading, Writing, and Math.
- 7th grade 2003-04 ELO Mean Total Scores and Standard Deviations for the following tests: Reading, Writing, and Math.
- 8th grade 2001-02 ELO Mean Total Scores and Standard Deviations for the following tests: Science and Social Studies.
- 8th grade 2002-03 ELO Mean Total Scores and Standard Deviations for the following tests: Science and Social Studies.
- 8th grade 2003-04 ELO Mean Total Scores and Standard Deviations for the following tests: Science and Social Studies.
- 9th grade 2002-03 *TerraNova* Mean NCE and Standard Deviations for the following subtests: Reading, Language, Math, Science, social Studies, and Total Score.
- 9th grade 2003-04 *TerraNova* Mean NCE and Standard Deviations for the following subtests: Reading, Language, Math, Science, social Studies, and Total Score.
- 10th grade 2003-04 *TerraNova* Mean NCE and Standard Deviations for the following subtests: Reading, Language, Math, Science, social Studies, and Total Score.
- 9th grade 2002-03 ELO Mean Total Scores and Standard Deviations for the Reading tests.
- 9th grade 2003-04 ELO Mean Total Scores and Standard Deviations for the Reading tests.
- 10th grade 2003-04 ELO Mean Total Scores and Standard Deviations for the following tests: Writing, and Math.

Appendix

6th Grade 2000-01 Data

<i>TerraNova</i> 6th Grade	N	NCE Scores	Reading	Language	Math	Total score	Science	Social Studies
Montessori	25	Mean	69.20	68.24	67.16	69.36	70.32	67.36
		SD	16.90	15.84	12.24	15.19	13.56	14.49
District	1412	Mean	59.76	61.64	63.07	62.24	62.27	59.32
		SD	16.22	16.84	16.63	16.52	15.87	15.04
Effect Size			0.5820	0.3919	0.2459	0.4310	0.5072	0.5346

6th Grade 2001-02 Data

<i>TerraNova</i> 6th Grade	N	NCE Scores	Reading	Language	Math	Total score	Science	Social Studies
Montessori	23	Mean	66.13	69.65	66.70	68.96	67.52	66.35
		SD	16.73	18.05	15.09	16.00	15.32	13.14
District	1557	Mean	58.59	60.58	60.96	60.70	61.47	58.73
		SD	16.70	16.78	16.32	16.51	16.11	14.81
Effect Size			0.4515	0.5405	0.3517	0.5003	0.3755	0.5145

6th Grade 2002-03 Data

<i>TerraNova</i> 6th Grade	N	NCE Scores	Avg. Reading	Avg. Language	Avg. Math	Total* score	Avg. Science	Avg. Social Studies
Montessori	17	Mean	71.88	67.82	66.29	69.71	63.88	73.53
		SD	13.55	13.43	13.37	13.13	7.99	14.16
District	1446	Mean	60.30	62.43	62.74	62.65	61.78	59.82
		SD	16.67	17.37	17.04	17.27	16.17	15.69
Effect Size			0.6947	0.3103	0.2083	0.4088	0.1299	0.8738

6th Grade 2003-04 Data

<i>TerraNova</i> 6th Grade	N		Reading	Language	Math	Total* score	Science	Social Studies
Montessori	27	Mean	63.63	63.96	63.74	64.52	62.63	60.54
		SD	14.53	15.26	16.845	15.18	14.47	17.15
District	1431	Mean	59.72	61.26	62.61	61.91	60.94	60.52
		SD	16.45	17.03	16.86	16.87	15.60	15.13
Effect Size			0.2377	0.1585	0.0670	0.1547	0.1083	0.0013

7th Grade 2000-01 Data

<i>TerraNova</i> 7th Grade	N	NCE Scores	Reading	Language	Math	Total score	Science	Social Studies
Montessori	20	Mean	64.10	58.95	60.90	62.40	60.95	62.10
		SD	16.70	17.39	16.89	16.88	14.27	16.58
District	1456	Mean	63.19	61.91	64.97	64.80	57.74	60.23
		SD	16.37	16.33	16.40	16.64	15.34	15.63
Effect Size			0.0556	-0.1813	-0.2482	-0.1442	0.2093	0.1196

7th Grade 2001-02 Data

<i>TerraNova</i> 7th Grade	N	NCE Scores	Reading	Language	Math	Total score	Science	Social Studies
Montessori	25	Mean	70.44	70.24	63.48	69.56	57.88	64.96
		SD	14.05	15.24	15.85	14.47	11.95	17.58
District	1415	Mean	62.89	61.97	64.22	64.45	58.23	60.48
		SD	16.64	16.87	17.04	17.06	16.06	16.29
Effect Size			0.4537	0.4902	-0.0434	0.2995	-0.0218	0.2750

7th Grade 2002-03 Data

<i>TerraNova</i> 7th Grade	N	NCE Scores	Reading	Language	Math	Total score	Science	Social Studies
Montessori	19	Mean	69.58	64.95	66.21	68.68	62.16	63.00
		SD	18.02	18.79	11.69	16.42	17.00	13.40
District	1569	Mean	63.47	61.99	64.50	64.73	57.17	60.85
		SD	17.06	16.76	17.34	17.37	16.33	15.93
Effect Size			0.3581	0.1766	0.0986	0.2274	0.3056	0.1350

7th Grade 2003-04 Data

<i>TerraNova</i> 7th Grade	N	NCE Scores	Reading	Language	Math	Total score	Science	Social Studies
Montessori	17	Mean	74.65	67.88	71.12	74.00	62.71	68.18
		SD	13.23	15.40	14.65	15.20	11.48	11.68
District	1498	Mean	64.37	63.71	65.91	66.28	58.97	61.54
		SD	17.73	17.43	17.26	18.01	15.98	16.87
Effect Size			0.5798	0.2392	0.3019	0.4287	0.2340	0.3936

7th Grade ELO Data 2000-01

ELO 7th Grade	N	Raw Scores	Reading	Writing	Math
Montessori	20	Mean	57.90	60.25	49.55
		SD	8.35	8.80	11.91
District	1433	Mean	55.41	62.52	51.39
		SD	9.84	7.26	10.61
Effect Size			0.2530	-0.3127	-0.1734

7th Grade ELO Data 2001-02

ELO 7th Grade	N	Raw Scores	Reading	Writing	Math
Montessori	25	Mean	58.64	61.06	47.16
		SD	10.16	10.26	8.73
District	1414	Mean	54.69	59.36	51.75
		SD	10.73	10.74	10.28
Effect Size			0.3681	0.1583	-0.4465

7th Grade ELO Data 2002-03

ELO 7th Grade	N	Raw Scores	Reading	Writing	Math
Montessori	22	Mean	55.14	59.64	52.41
		SD	9.74	8.47	7.20
District	1568	Mean	55.35	61.87	52.66
		SD	10.34	7.69	10.73
Effect Size			-0.0203	-0.2900	-0.0233

7th Grade ELO Data 2003-04

ELO 7th Grade	N	Raw Scores	Reading	Writing	Math
Montessori	17	Mean	62.06	63.71	51.82
		SD	5.94	11.09	10.87
District	1568	Mean	55.72	60.19	54.29
		SD	10.42	9.41	9.87
Effect Size			0.6084	0.3741	-0.2503

8th Grade ELO Data 2001-02

ELO 8th Grade	N	Raw Scores	Science	Social Studies
Montessori	17	Mean	63.41	65.18
		SD	10.67	9.20
District	1443	Mean	65.03	63.70
		SD	9.28	9.27
Effect Size			-0.1746	0.1597

8th Grade ELO Data 2002-03

ELO 8th Grade	N	Raw Scores	Science	Social Studies
Montessori	14	Mean	72.07	68.07
		SD	4.16	4.81
District	1427	Mean	66.75	65.21
		SD	8.57	9.11
Effect Size			0.6208	0.3139

8th Grade ELO Data 2003-04

ELO 8th Grade	N	Raw Scores	Science	Social Studies
Montessori	21	Mean	67.57	61.67
		SD	7.51	9.58
District	>1581*	Mean	66.88	65.01
		SD	8.97	9.55
Effect Size			0.0769	-0.3497

2002-03 9th grade *TerraNova*

<i>TerraNova</i> 9th Grade 2002-03	N	NCE Scores	Reading	Language	Math	Total battery	Science	Social Studies
Montessori	14	Mean	69.29	64.57	71.14	71.00	61.79	64.07
		SD	19.80	14.91	19.19	19.27	16.45	12.51
District	1466	Mean	61.15	62.72	64.48	64.48	58.40	59.54
		SD	16.77	17.31	17.28	17.38	15.03	14.04
Effect Size			0.4854	0.1069	0.3854	0.3751	0.2255	0.3226

2003-04 9th grade *TerraNova*

<i>TerraNova</i> 9th Grade 2003-04	N	NCE Scores	Reading	Language	Math	Total battery	Science	Social Studies
Montessori	13	Mean	71.08	72.08	72.31	75.00	63.15	67.77
		SD	16.82	17.62	13.90	15.81	10.83	13.44
District	1466	Mean	61.25	63.67	63.89	64.62	58.17	59.24
		SD	17.05	17.44	17.51	17.61	15.92	14.23
Effect Size			0.5765	0.4822	0.4809	0.5894	0.3128	0.5994

2003-04 10th grade *TerraNova*

<i>TerraNova</i> 10th Grade 2003-04	N	NCE Score s	Reading	Language	Math	Total battery	Science	Social Studies
Montessori	14	Mean	68.79	67.07	76.14	72.79	67.93	69.71
		SD	14.61	17.64	18.51	18.18	14.62	12.01
District	1468	Mean	61.95	63.26	68.02	66.08	61.62	63.12
		SD	17.19	17.56	17.13	17.51	16.68	14.62
Effect Size			0.3979	0.2170	0.4740	0.3832	0.3783	0.4508

2003-04 Mean Differences 9th Grade Reading ELO

ELO 9th Grade	N	Raw Scores	Reading
Montessori	13	Mean	64.31
		SD	5.47
District	1467	Mean	59.16
		SD	8.86
Effect Size			0.5813

2003-04 Percent Mastery Analysis 9th Grade Reading ELO

ELO 9th Grade	N	Mastered Reading
Montessori	13	13 (100%)
District	1467	1388 (93.97%)

2002-03 Mean Differences 9th Grade Reading ELO

ELO 9th Grade	N	Raw Scores	Reading
Montessori	14	Mean	63.14
		SD	8.87
District	1467	Mean	60.90
		SD	9.52
Effect Size			0.2353

2002-03 Percent Mastery Analysis 9th Grade Reading ELO

ELO 9th Grade	N	Mastered Reading
Montessori	14	13 (92.86%)
District	1467	1374 (93.66%)

2003-04 Mean Differences 10th grade Math ELO

ELO 10 Grade	N	Raw Scores	Math
Montessori	14	Mean	54.36
		SD	12.19
District	1467	Mean	50.15
		SD	11.25
Effect Size			0.3742

2003-04 Percent Mastery Analysis 10th grade Math ELO

ELO 10th Grade	N	Mastered Math
Montessori	14	14 (100%)
District	1467	1424 (96.41%)

2003-04 Mean Differences 10th grade AWA ELO

ELO 10 Grade	N	Raw Scores	AWA
Montessori	14	Mean	74.93
		SD	8.78
District	1498	Mean	75.30
		SD	8.07
Effect Size			-0.0458

2003-04 Percent Mastery Analysis 10th grade AWA ELO

ELO 10th Grade	N	Mastered AWA
Montessori	14	14 (100%)
District	1498	1458 (97.33%)

AGENDA SUMMARY SHEET

Agenda Item: Career Compensation Model Celebration Booklet, 2003-04
Meeting Date: August 16, 2004
Department: Human Resources
Title and Brief Description: Career Compensation Model Celebration Booklet, 2003-04
Action Desired: Report Only

Background: This is the sixth annual Career Compensation Model Celebration Booklet. Again this year, we have a number of success stories to share. Every school and site submitted an objective to be considered for involvement this year. All but one school did meet or exceed their objective.

Options/alternatives Considered: NA

Recommendations: Report Only

Strategic Plan Reference: N/A

Implications of Adoption/Rejection: N/A

Timeline: August 2004

Responsible Persons: Dr. Kirby Eltiste

Superintendent's Signature:



**CAREER COMPENSATION MODEL
CELEBRATION
BOOKLET**

**ABSTRACTS OF PHASE I
SCHOOL PERFORMANCE AWARD BONUS
2003-2004**



School/Building: Young Adult Program

Summary: The Young Adult Program students excelled again this year, thanks to the many “mentors” who worked with the young adults throughout the year. All twenty-seven students demonstrated at least a 10% increase in identification and comprehension of functional reading vocabulary. The vocabulary was chosen from the areas of money management, environmental signs, fast food/restaurant vocabulary and/or job related vocabulary. Each student was pre-tested in October 2003 and post-Tested throughout the month of April 2004. The CCM goal was considered met if the student made at least a 10% gain in reading vocabulary during this time.

Millard Public Schools

Career Compensation Model

2003-2004

A group of Millard teachers, parents, and administrators met in the spring of 1990 to begin shaping the direction of the school district through the year 1995. One of the issues that was conceived during these discussions was the idea of compensating all employees for assisting students in order for these students to meet desired levels, standards or outcomes. These have come to be known as Essential Learner Outcomes or ELO's.

During this intense session the District Mission, Objectives and Strategies were developed. Since that time the District Plan has been updated annually by a similar group of participants, and the process has become an integral piece of Millard Public Schools management style and decision-making process.

As a result of these efforts, Phase I of the Career Compensation Model became a reality in the fall of 1998. The following abstracts document the sixth year of this unique compensation plan.

Questions regarding this program can be addressed to Kirby Eltiste, Assistant Superintendent of Human Resources, at 895-8200.

School/Building: Millard West High School

Objective/Goal: If the new three year moving average is higher than the old three year average OR if the new three year average is 91% or greater, then the CCM objective is considered “met”.

Summary: Millard West not only met but exceeded their CCM goal by increasing the number of students overall who met or exceeded the cutscore in the areas of writing, reading, math, science and social studies. All staff members joined together to help inform, encourage and support all of our students in meeting and exceeding these standards. All students were prepared for the assessments through quality time activities, in-class instruction and after-school review sessions. All teachers of the core classes leading to these assessments were involved in collaborative curriculum planning aimed at building lessons to ensure the mastery of these skills by all students. Students who had not met cutscores were given special assistance through the creation and implementation of individualized learning plans. These students were all also given review packets and the opportunity to be involved in one or more of the following reteaching opportunities: review sessions prior to retesting, one-on-one tutorials, ELO reteaching courses during school year, and/or summer reteaching workshops.

School/Building: Grace Abbott Elementary

Objective/Goal: To expose teachers to the proven best practices of Robert Marzano’s Effective Instructional Practices.

Summary: Grace Abbott was able to select its own goal for CCM for the 2003/04 school year due to its three-year average above 95%. This year we decided to form study groups based on Bob Marzano’s Effective Instructional Practices. These practices are research-based and have been proven to be some of the best teaching strategies for schools to make significant achievement gains. The staff was divided into three groups with each group having a leader. They met monthly having read a chapter in the manual that all received.

In addition, all classified staff, including the principal, was assigned a student to work with throughout the year. The groups met weekly to remediate students in various subjects. Students at Abbott met the ELO assessments this year with a 96.8% success rate.

School/Building: Ackerman Elementary

Objective/Goal: If the new three year moving average is higher than the old three year average OR if the new three year average is 91% or greater, then the CCM objective is considered “met”.

Summary: Ackerman achieved their objective due to the hard work and dedication from each individual staff member. Each staff member worked one on one with one or more students for a minimum of 20 minutes per week. The students that received the extra help were students who did not pass an ELO last year or students who were at risk of not passing an ELO this year.

Special education teachers and math and reading specialists created curriculum for all staff to utilize when reteaching individual students. Students had their individual reteaching sessions 6-8 weeks prior to an assessment. After an assessment was given the staff member would get a new student to work with prior to the next assessment.

School/Building: Millard South High School

Objective/Goal: If the new three year moving average is higher than the old three year average OR if the new three year average is 91% or greater, then the CCM objective is considered “met”.

Summary: Millard South High School has set out in its plan to continually increase the academic performance of all students. We are proud to report that as a result of a concentrated effort of our staff, we are making good progress toward our academic goals on the ELO exams. The following are the percentages of improvement in student achievement: AWA 2.5%, Reading 4.63%, Social Studies 4.39%, Science 3.2%, and Math 10.18%. We are most pleased with the disaggregated data that shows significant improvement in achievement for students who have traditionally scored below average on all ELO exams.

School/Building: Black Elk Elementary

Objective/Goal: If the new three year moving average is higher than the old three year average OR if the new three year average is 91% or greater, then the CCM objective is considered “met”.

Summary: Black Elk is pleased to announce that the first time passing rates on the 2003-2004 ELO assessments, was a 94%. Early in the school year, students were identified who might be at-risk for not passing the assessments. The reteaching teacher provided extra help to these students prior to the assessments. Early identification helped teachers keep these students on target throughout the school year. The support staff helped these at risk students by working with them one on one and giving extra assistance to classroom teachers.

School/Building: Middle School Alternative Program

Objective/Goal: To increase the percentage of students at the middle school level passing the reading, writing, math, science and social studies ELOs.

Summary: Many students who attend the alternative education programs have significant gaps in their secondary learning. For the 2003-04 school year the Middle School Alternative Program (MSAP) collected information regarding the percentage of students meeting the ELO’s in a retake situation. At the beginning of the 2003-04 school year, 75% of the MSAP students had met the five ELO’s. In May, 80.6% of the MSAP students met the goal. We are very pleased with our results!

School/Building: Millard North High School

Objective/Goal: If the new three year moving average is higher than the old three year average OR if the new three year average is 91% or greater, then the CCM objective is considered “met”.

Summary: Plan of Action: Assigned Responsibilities

- *Administrative Team* – Compiled listings of students not meeting cutscores in high stakes subject areas. Organized and coordinated all reteaching and retesting efforts.
- *Teachers* – Teachers in high stakes subject areas focused on and reinforced deficient skills in the classroom. Non-high stake teachers reinforced importance of ELO tests. Teachers were available before and after school to work with students who needed to strengthen their skills for testing and retesting. Help rooms were established during the school day as well in each highstake subject area. The reteaching teacher devoted half days to helping to coordinate reteaching efforts. Reteaching teacher communicated with parents of students not meeting cutscores on an ongoing basis. Special education and regular education staff worked together to provide needed support for students needing reinforcement.
- *Counselors* – communicated with parents, teachers, and students regarding the impact student progress in meeting ELO cutscores had on school success and graduation. Counselors stressed the importance of ELO assessments with students.
- *Secretarial, Hall Monitors, and Paraprofessional Staff* – provided and promoted a positive atmosphere with all students in classrooms, hallways, and office areas. Members of these groups supported a positive atmosphere with all students in classrooms, hallways and office areas. Members of these groups supported a positive atmosphere by being friendly, polite, and helpful whenever possible.
- *Cafeteria and Custodial Staff* – promoted a positive atmosphere in the cafeteria and building by greeting students by their first names and complimenting students whenever possible. These two groups worked hard to provide a clean, neat, and relaxed atmosphere, particularly on testing days.

School/Building: Aldrich Elementary School

Objective/Goal: To improve student writing in the modes of expository and persuasive writing and encourage students to participate in community service projects

Summary: Thanks to the efforts of our entire staff we achieved our CCM goal. Our goal was twofold: improve student writing in the modes of expository and persuasive writing and encourage students to participate in community service projects. Each grade level chose a children’s community service organization to adopt for the year. At the beginning of the year, students and staff became familiar with their organization. Students then wrote an expository paragraph describing their organization. Using AWA rubrics, teachers read and scored another grade’s writing. Teachers used this feedback to plan for future instruction. Throughout the year, students and staff participated in various activities to support their organization. At the end of the school year, students wrote a paragraph persuading others to support their organization.

School/Building: Russell Middle School

Objective/Goal: If the new three year moving average is higher than the old three year average OR if the new three year average is 91% or greater, then the CCM objective is considered “met”.

Summary: Our site plan objective to ensure that students develop the necessary academic and life skills as identified in the essential learner outcomes is a focus in this incentive plan. In our building, the written curriculum is the taught and assessed curriculum.

Results to date are: Eighth grade mastery: 97% AWA, 97% Math, 97% Reading, 97% Social Studies, and 96% Science.

Seventh grade mastery: 96% AWA, 91% Reading.

All staff members did their part in seeing that we achieved our stated goals. Administrators utilized the evaluation process, staff development, teaching and pre-teaching and budget support to help students reach their goals. Teachers focused on the written curriculum in their teaching and assessments. They differentiated as needed. Subject area initiators (department heads) met with administrators and teachers to review prior scores and develop plans to ensure that students received instruction prior to the ELO assessments. Classified staff members offered assistance and encouragement.

Cafeteria staff ensured that nutritious food was available. This includes special snacks during assessment times that students will come to the cafeteria and enjoy during “breaks” in the morning and afternoon in addition to regular cafeteria lunchtime. The end of the year picnic is a celebration of success. Custodial staff made sure that the rooms were clean and well lighted, especially during assessment times. Cafeteria and custodial representatives attended planning meetings.

We are pleased that the Russell students achieved their ELO goals, and hope to improve next year.

School/Building: Bryan Elementary

Objective/Goal: If the new three year moving average is higher than the old three year average OR if the new three year average is 91% or greater, then the CCM objective is considered “met”.

Summary: Each grade level at Bryan developed activities designed to increase mastery of the ELO assessments given at their grade level. Specialists and classified staff were invited to join whichever grade level they wished to work with. Activities included working with small groups of students during lunch or planning time, supervising and coaching intermediate students designated as peer buddies as they worked with primary students, and conducting an after school writing club. We achieved our goal with the CCM I activities.

School/Building: Cather Elementary

Objective/Goal: If the new three year moving average is higher than the old three year average OR if the new three year average is 91% or greater, then the CCM objective is considered “met”.

Summary: Each Staff member of our Willa Cather Traditional School of Excellence and our Millard Core Academy is proud of the success of our CCM plan. We proudly met our goal due to the cooperative effort of each of our participating staff members and of course our hard working students.

Certified staff worked to ensure those students who were identified as at risk were aided both in the classroom as well as in small group reteaching sessions. These staff members worked diligently to ensure each ELO assessment would show that the written curriculum was taught, and in turn learned by our students.

Paraprofessionals in our building met with students a minimum of 20 to 30 minutes once per week to provide assistance to those needing extra help in math or reading.

Our clerical, custodial, kitchen staff and principal were also assigned to work with classes or students for a minimum of 20 minutes per week, to read aloud or listen as our students read to them.

The cooperative spirit of this program along with the dedication of our entire staff helped make the Willa Cather CCM plan successful.

School/Building: North Middle School

Objective/Goal: If the new three year moving average is higher than the old three year average OR if the new three year average is 91% or greater, then the CCM objective is considered “met”.

Summary: During the 2003-04 school year, Millard North Middle School employed a multi-faceted approach to improving essential learner outcome assessment scores. Our basic strategy focused on the pre-teaching of students determined to be “at ELO risk”. These are kids who have previously failed or scored low on elementary administered assessments.

Another strategy focused on sponge activities used in target classes prior to assessment sessions.

Academic competitions were held in every homeroom similar to a “college bowl” contest. “Braniacs” was our version with questions being drawn from the subject area in the upcoming assessment.

Finally, every classified staff member was paired with a student “at risk” in the area of writing. In this “mystery writing buddy” experience, kids received clues as to their buddy’s identity by writing probing questions and were expected to guess their buddy.

School/Building: Kiewit Middle School

Objective/Goal: If the new three year moving average is higher than the old three year average OR if the new three year average is 91% or greater, then the CCM objective is considered “met”.

Summary: The intent of the Career Compensation Model is not to focus school efforts on only those objectives they know they can achieve, but also to encourage and award schools for the use of creativity, life-long learning opportunities, risk-taking and innovative ideas.

Currently, staff have supported building wide goals through the practice of effective instructional practices, enhanced curriculum, informational meetings, preteaching/reteaching, technology integration, the MIT process, parent communications, professional development, cooperative efforts, and interpersonal relationships.

The primary CCM focus has specifically targeted ELO scores, yet not all of our staff have participated in direct “hands on” preteaching/reteaching efforts. In the spirit of our school theme this year which is “Reach One, Teach One,” all CCM participants were asked to connect with an individual student. Each team identified about ten students who were potentially at risk academically, behaviorally, and/or emotionally. Staff members were asked to select at least one student and provide that student with some extra attention throughout the year. Suggestions for connecting activities were provided to the staff.

The “Reach One, Teach One” theme sought to help young people who were not working up to their potential by matching them with a caring adult. The goal of the project was to assist young people to increase their self-esteem and improve their academic standing.

One of the greatest concerns of schools today is reaching the “at risk” student. The traits of a student at risk include attendance problems, poor communication skills, low participation in extra-curricular activities, and poor self-esteem. School staff members are role models who can provide moral support, encouragement and a genuine sense of caring about the student. The staff members’ investment may ultimately make a difference in the life of a child.

School/Building: Cody Elementary

Objective/Goal: If the new three year moving average is higher than the old three year average OR if the new three year average is 91% or greater, then the CCM objective is considered “met”.

Summary: Cody Elementary provided multiple experiences to support students in achievement of district Essential Learner Outcomes. Grade level teams met throughout the year to review student progress and to coordinate available support services. In addition to ongoing classroom differentiation, Title I, READ, and special education services, targeted students received additional assistance from CCM volunteers. Staff members volunteered as tutors, reading buddies, and primary/intermediate study center teachers. Staff also supervised students in a “before school” remediation program. Support staff made materials for home and classroom basic skills practice. The Office of Planning and Evaluation also supported our goal, providing volunteers and data analysis to guide instructional activities. Our 2003-2004 ELO average of 80% raises our three year average from 83.4% to 86.15%.

School/Building: Cottonwood Elementary

Objective/Goal: If the new three year moving average is higher than the old three year average OR if the new three year average is 91% or greater, then the CCM objective is considered “met”.

Summary: Cottonwood’s project focused on the needs of individual students. After looking at assessment data, we determined which students might benefit from individualized help and in what areas. We then assigned each adult one or two students to whom they committed 15-20 minutes of time periodically. Teachers helped with what the students needed, and the meetings began. We found that relationships were formed as skills were practiced. Over 360 individual sessions were held, during which teams worked on reading, writing, and math. In May we celebrated by making our CCM buddies May baskets. Our objective was to keep our ELO assessment passing rate above 90%, which we accomplished. Our average percentage of students meeting the ELO cutscores first time out was 94%. Just as important to us, however, is that each student at Cottonwood has at least one adult, other than his/her teacher, with whom there is a bond.

School/Building: Central Middle School

Objective/Goal: If the new three year moving average is higher than the old three year average OR if the new three year average is 91% or greater, then the CCM objective is considered “met”.

Summary: Student achievement continues to improve at Central Middle School. This year we were able to improve our overall performance on ELO exams.

We continue to identify individual areas of weakness as well as areas in which our whole building can improve. We continue to analyze data and develop lessons that target student improvement. Classroom differentiation, before and after school homework clubs, reteaching courses, and student mentoring has greatly improved student achievement.

03-04 Results

Science	96%
S.S.	92%
AWA	95%
Reading	92%
Math	91%

AVERAGE 93%

School/Building: Beadle Middle School

Objective/Goal: If the new three year moving average is higher than the old three year average OR if the new three year average is 91% or greater, then the CCM objective is considered “met”.

Summary: The Beadle Middle School staff members and the Secondary MEP Facilitators are excited to share that we met our CCM objective for the 2003-04 school year. Overall, our students performed better and averaged 96.41% on their ELO Assessments. Our two year average was 94.62%.

The Instructional Team decided to focus on the five assessment areas during Bulldog Block sessions, through mentoring and staff development. Participating staff members reviewed our assessment data. Selected students and participating staff members were then paired so the staff member could mentor the selected student. Mentors visited with students about upcoming tests, assessments, assignments, projects, midquarter reports and report cards while encouraging them to always do their best. Mentors served as “cheerleaders” for their students. The one-on-one relationship encouraged the student and created a bond that helped facilitate the academic focus.

Content Area Facilitators and their colleagues created problems, questions or vocabulary activities to be shared with students during Bulldog Block. Each month was a different content area focus. Students who correctly solved the problem or responded correctly, submitted their name to the Information Center, where a weekly drawing occurred. The students selected then received an “award” for their correct response.

School/Building: Don Stroh Administration Center

Summary: Don Stroh Administration Center (DSAC) staff members supported the efforts of 10 schools as they improved student achievement on district ELO assessments. DSAC staff members helped in the HOSTS program, read to students and tutored students in reading, science and math. We are proud of the fact that all the schools we served achieved their CCM goal.

School/Building: Ezra Millard Elementary

Objective/Goal: If the new three year moving average is higher than the old three year average OR if the new three year average is 91% or greater, then the CCM objective is considered “met”.

Summary: Ezra Millard Elementary School focused on improving reading comprehension and math performance this year. Classroom teachers differentiated instruction according to the assessed needs of their students. A variety of reading comprehension strategies were utilized during reading instruction. A variety of math strategies were utilized during math instruction. A reteaching plan was developed for every student who was below grade level in reading or math. Reteaching opportunities were provided during school as well as before and after school. Reading and math coaches (specialists, paraprofessionals, the principal and the secretary) were provided for many of the students. We are pleased about the success of our efforts this year. Our pass rate on individual ELO assessments was above 95% on six of the eight ELO assessments.

School/Building: Andersen Middle School

Objective/Goal: If the new three year moving average is higher than the old three year average OR if the new three year average is 91% or greater, then the CCM objective is considered “met”.

Summary: Andersen Middle School takes pride in the efforts made by the Andersen Staff to help AMS students be successful on all assessments. Efforts focus on pre-teaching for these assessments. By acting proactively a higher percentage of the students are successful on the initial testing. In the areas of reading and math, seventh grade students at risk of not passing assessments are identified by the Terra Nova and then mentored and tutored before and after school. The areas of Science and Social Studies focus on review prior to the assessment, while English classes embed the six-traits of writing throughout their curriculum. The Andersen Staff celebrates the success of its students and will continue to strive for even greater success in 2004-2005.

School/Building: Willowdale Elementary

Objective/Goal: If the new three year moving average is higher than the old three year average OR if the new three year average is 91% or greater, then the CCM objective is considered “met”.

Summary: Willowdale had a wonderful year with an average of 95% of our students meeting their ELO assessment standards. Our reteaching paraprofessional did a great job working with individuals and small groups. Our retake average was nearly 100%. The Willowdale certified staff continued to work on analyzing and reflecting why we have been successful with high ELO scores by focusing on Effective Instructional Practices and differentiation through study groups and making presentations at staff meetings. Assessment results have been shared and analyzed with grade levels. All paraprofessionals were assigned to work with at risk students on a one-to-one basis. The custodian ensured that yard workers did not interfere with testing dates. The kitchen staff provided goodies to every student during their ELO testing week. At Willowdale, it takes a team effort to ensure academic success and everyone does their part!

School/Building: Harvey Oaks Elementary

Objective/Goal: If the new three year moving average is higher than the old three year average OR if the new three year average is 91% or greater, then the CCM objective is considered “met”.

Summary: Harvey Oaks was able to meet its CCM goal this year by improving its most current three-year average. This year we had an average of 94.4% on the eight assessments given during the school year. This score combined with the previous averages for the last two years gives us a new three-year average of 94.79%. This is an improvement over the last three-year average of 94.61%. Staff members (33 of 35) who signed on to the plan were divided up and assigned to grade level teams. Grade level teams met with the assigned staff members and devised specific plans on how to reinforce the ELO skills with small groups or with individuals. Assigned staff members worked with their individuals or small groups. We were very satisfied with the level of participation and the students’ scores on first-round tests and on retakes.

School/Building: Hitchcock Elementary

Objective/Goal: If the new three year moving average is higher than the old three year average OR if the new three year average is 91% or greater, then the CCM objective is considered “met”.

Summary: Hitchcock had a 97% passing rate on all district ELO assessments administered during the 2003/2004 school year. This was accomplished through an intense commitment of all staff members, students, and families. Specific, daily pre-teaching and re-teaching plans were developed by grade level teams consisting of classroom teachers, specialists, and administrator. The lessons were delivered by paraprofessionals under the direct supervision of the grade level teachers and instructional facilitator. Multi-sensory lessons focused on different learning modalities in an effort to meet the needs of individual students. Lessons included hands-on activities, games, the use of technology, and culminated in take home activities to enhance the home school partnership and reinforce the skills taught.

School/Building: Wheeler Elementary

Objective/Goal: If the new three year moving average is higher than the old three year average OR if the new three year average is 91% or greater, then the CCM objective is considered “met”.

Summary: In order to achieve our goal we implemented a plan of action that had three components of study for our staff:

- 1) Data Analysis – Teachers, the principal, and the instructional facilitator met on a monthly basis to monitor the curriculum. These meetings noted progress towards ELO’s. During the meetings we analyzed data from ELO assessments from the previous school year and the current year. We examined the trends, strengths, and weaknesses. Teachers used this information to brainstorm ideas to improve instruction, provide remediation for students, and determine any support needed from outside sources.
- 2) Staff Development/Study Groups – Teachers utilized their professional goals from the teacher evaluation cycle as a focus for professional reading and staff development. Staff members attended workshops and in-services to support growth toward their goals. The staff members who attended workshops and in-services then provided staff development for other staff with like goals or interests.
- 3) Inter-Grade Level Meetings – Staff attended inter-grade level meetings to discuss ELO assessments and how each grade can assist in improving scores at the next grade level. Prior to the meeting we surveyed the teachers to find ways that the grade level below could support efforts to improve ELO performance. These ideas to improve ELO performance provided the discussion for the inter-grade level meetings. Based on this discussion each team formulated a plan to take back to their classroom to use with their students.

We were successful at obtaining our goal with the action plan we implemented. Our cumulative ELO average was over 93%. The dedication of both students and staff is to be commended.

School/Building: Sandoz Elementary

Objective/Goal: If the new three year moving average is higher than the old three year average OR if the new three year average is 91% or greater, then the CCM objective is considered “met”.

Summary: Sandoz met the CCM goal through:

- Guided reading/writing – Certified Staff participated in several meetings that focused on Guided Reading and management topics including: Basic reading inventories, placement in groups, independent menu activities for students outside of groups, vocabulary and phonics building inservice, and phonemic awareness/4 Square writing inservice.
- Certified staff held monthly cross-grade level meetings to discuss meeting the needs of students who have shown early mastery in areas of the math curriculum and how students were being grouped for math instruction. This meeting was helpful in providing additional ideas to each grade level and giving staff an opportunity to share concerns and successful experiences.
- Mentorship – Paraprofessionals met with students during the months of October through April and students had extra opportunities to practice fluency with their “expert books”, and receive individual help with math work. The paras and support staff also helped Wednesday Mentoring with each grade level.
- Paraprofessionals and support staff learned more about the Sandoz behavior model; TRIBES. As a building we implemented 10 lessons per grade level and met monthly with Mrs. Anglemyer for progress reports. All grade levels participated in a one day Social Skills retreat in August. Certified staff met several times to review the effectiveness of our plan and share favorite or successful activities. Paras were invited to come to increase awareness.

School/Building: Holling Heights Elementary

Objective/Goal: If the new three year moving average is higher than the old three year average OR if the new three year average is 91% or greater, then the CCM objective is considered “met”.

Summary: Holling Heights Elementary School staff dedicated their efforts to improving the student achievement results on ALL ELO assessments. The 3 year average number of children passing all ELO assessments had been 85.28 – this year 92.7% of our students passed the ELO assessment on the first try! We are very proud of the hard work of our students!

Of particular note this year – only one student at Holling did not pass a Math ELO in both 2nd and 4th grades!

Holling has creatively utilized our paraprofessionals so that their work, whether it be special education, re-teaching or pre-teaching, is in specific grade levels. Paras know the children, work closely with specific teachers and curriculum and are able to provide assistance and tutoring to children in need. The goal of our CCM and re-teaching program is to intervene PRIOR to a child’s failure.

School/Building: Montclair Elementary

Objective/Goal: If the new three year moving average is higher than the old three year average OR if the new three year average is 91% or greater, then the CCM objective is considered “met”.

Summary:

- All certified teachers attended three building in-service sessions on the three modes of writing to be assessed. All third grade students participated in a mock assessment on the three modes. At the end of each of the above in-service sessions teachers read and scored the mock assessments following the AWA rubric. This provided feedback to both 3rd grade teachers and students as to how their writing was progressing and what areas needed to be reinforced. This also helped the teachers at the other grade levels to become more familiar with the assessment and how they can help their students be more successful writers.
- All certified staff, para-professionals, custodians, kitchen staff and office staff provided additional support to those students at risk of not meeting the ELO’s by meeting with them weekly to read, practice math facts or check their writing.
- MEP facilitators provided staff development on content areas such as science and social studies. Teachers learned and practiced differentiation strategies to meet the needs of their students.

School/Building: Rohwer Elementary

Objective/Goal: If the new three year moving average is higher than the old three year average OR if the new three year average is 91% or greater, then the CCM objective is considered “met”.

Summary: The staff at Rohwer worked together to achieve 96% mastery school wide on Essential Learner Outcomes. The focus was on differentiating instruction so that all students were progressing to the next level of learning. Students who needed extra help met in small groups with teachers, paraprofessionals, parents or other support staff in the building. Teachers kept parents informed as to how their child was progressing using phone calls, mid-quarter reports and notes home.

School/Building: Rockwell Elementary

Objective/Goal: If the new three year moving average is higher than the old three year average OR if the new three year average is 91% or greater, then the CCM objective is considered “met”.

Summary: At the beginning of the year, each grade level team developed an action plan for the ELO assessment(s) given at their grade level. Students participated in a variety of differentiated instructional and organizational practices in reading, writing, and math. Student progress was monitored frequently in order to collect and record diagnostic information to develop and revise instructional strategies and activities. All other support staff worked with students identified as needing individual reinforcement in the areas of reading and math and Individual Learner Plans were developed for these students.

Rockwell’s three-year average of 86% for 00-01 through 02-03 increased to 88% for 01-02 through 03-04. This is a gain of 2% when the baseline is compared to the new three year average of the percentage of students meeting this year’s ELO cut scores. The staff has worked diligently on this goal throughout the school year and we are proud of the gains our students have made.

School/Building: Morton Elementary

Objective/Goal: If the new three year moving average is higher than the old three year average OR if the new three year average is 91% or greater, then the CCM objective is considered “met”.

Summary: 91% of Morton Elementary students met ELO assessment standards on their first try.

- All Morton staff, certified and non-certified, were involved with helping students become successful learners. For example, para-professionals, kitchen and custodial staff worked one on one with assigned students at least 30 minutes per week.
- Our reteaching plan targets not only the students not meeting ELO assessment standards, but also those at-risk. This year’s CCM goal was to have an overall passing rate of 91% or higher on first time assessments, not retakes.
- In addition to “during school hours reteaching” we have a comprehensive Learning Loops program before and after school that emphasizes math and reading needs.

School/Building: Neihardt Elementary

Objective/Goal: If the new three year moving average is higher than the old three year average OR if the new three year average is 91% or greater, then the CCM objective is considered “met”.

Summary: Neihardt promoted many building activities this year to enhance the areas of reading, writing, and math. Our biggest commitment included staff members from the Technology Department and Business Office and all staff members at Neihardt. Students who were at risk of not passing an ELO assessment or students who had not met the standards from previous years were paired with an adult mentor. Each adult worked a minimum of 20 minutes per week with a child in the areas of reading, writing, or math. These activities paid off as we met our 2003-2004 CCM goals. Other activities we used included:

- A yearlong reading incentive program
- Parent Help Nights held to teach parents strategies for assisting their students at home
- Computer Club worked on math related skills
- Drama Club met to encourage reading, writing and communication
- Reading Club met weekly to promote reading skills

School/Building: Norris Elementary

Objective/Goal: If the new three year moving average is higher than the old three year average OR if the new three year average is 91% or greater, then the CCM objective is considered “met”.

Summary: Norris Elementary has worked very hard to help our students achieve the ELOs that have been established by the district for our students. We have decided that “pro-teaching” is important for our district assessments. All staff have been focused on critical skills that are essential for student success. Our entire building has worked very hard to support reading and math. We have participated in an all school reading program called “Planet READ”. We have worked to motivate our students to read at home and keep adding to their reading skills. Norris Elementary has made our community aware of our testing dates and times. Students have been encouraged to be prepared for building assessments. We have adopted an all building “Quiet Time” during these testing times. This has helped to create an environment that supports student achievement. Our students have developed more confidence in their testing efforts. It has made a difference here at Norris!

School/Building: Millard Learning Center

Objective/Goal: To increase the percentage of students at the high school level passing the reading, writing, math, science and social studies ELOs.

Summary: Many students who attend the alternative education programs have significant gaps in their secondary learning. For the 2003-04 school year the Millard Learning Center (MLC) collected information regarding the percentage of students meeting the ELO's in a retake situation. At the beginning of the 2003-04 school year, 85.1% of the MSAP students had met the five ELO's. In May, 95.7% of the MLC students met the goal. We are very pleased with our results!

AGENDA SUMMARY SHEET

AGENDA ITEM: Preliminary, Unofficial 2004-05 Enrollment Counts

Meeting Date: 8/16/04

Department: Planning & Evaluation

Title and Brief Description: We will bring unofficial enrollment counts from the first day of school to the board meeting.

Action Desired: Approval ___ Discussion x Information Only ___

Background: Preliminary numbers will be generated by calling schools and pulling a computer file.

Options/Alternatives Considered: N.A.

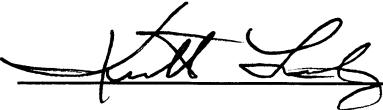
Recommendations: N.A.

Strategic Plan Reference: To meet the mission of the district.

Implications of Adoption/Rejection: N.A.

Timeline: A 3rd day count will also be taken; the official count is taken on the last Friday in September.

Responsible Persons: John Crawford & Kirby Eltiste

Superintendent's Signature:  _____

AGENDA SUMMARY SHEET

Enclosure I.4.
August 16, 2004

AGENDA ITEM: Board of Education Legislative Resolutions

MEETING DATE: August 16, 2004

DEPARTMENT: Office of the Superintendent

TITLE AND BRIEF DESCRIPTION:

Board of Education Legislative Resolutions

ACTION DESIRED: APPROVAL _____ DISCUSSION XX INFORMATION ONLY

BACKGROUND:

Each year the Board takes a position on Legislative Resolutions. The resolutions for the last legislative session are attached. We can change, eliminate or add to the list of resolutions that guide our lobbying efforts.

OPTIONS AND ALTERNATIVES CONSIDERED:

None

RECOMMENDATION:

STRATEGIC PLAN REFERENCE:

IMPLICATIONS OF ADOPTION OR REJECTION:

TIMELINE:

RESPONSIBLE PERSON: Angelo Passarelli

SUPERINTENDENT'S APPROVAL: _____


(Signature)

BOARD ACTION:

Millard Public Schools

Board of Education Legislative Resolutions

2004

1. State and local taxpayers share the responsibility for the Pre-K through 12th grade educational program. The funding should reflect an equitable distribution of state revenue (2001).
2. School districts should be encouraged to support ongoing maintenance of school buildings; therefore spending and levy restrictions should be removed from the building fund (2001).
3. Federal and state governments should never impose un-funded mandates (2001).
4. Local boards of education are accountable to their community for making decisions regarding the educational program and are in the best position to make decisions on curriculum, management and funding (2001).
5. Financial decisions on lids and levies are best made at a local level where elected officials are most accountable to the community (2001).
6. State appropriations should increase in order to offset the reductions in revenue at a local level caused by student fees legislation (2001).
7. School finance studies should focus on adequacy of funding (2002).
8. Additional state funding should follow any new requirements for new or revised assessments (2002).

New resolutions proposed for this year

9. A legislative solution is the most effective way to resolve the issues that are represented in the current finance litigation (2003).
10. A separate ESU system should be established to serve students in the Millard Public Schools (2003).
11. Consolidation of the metropolitan school districts would not be in the best interest of student achievement or efficiency (2003).
12. State funding should be sufficient to keep teacher's salaries regionally competitive (2003).