


**ACKNOWLEDGMENT OF RECEIPT  
OF NOTICE OF MEETING**

The undersigned members of the Board of Education of Millard, District #017, Omaha, Nebraska, hereby acknowledge receipt of advance notice of a meeting of said Board of Education and the agenda for such meeting held at 7:00 P.M. on November 7, 2005, at Don Stroh Administrative Center 5606 South 147th Street.

Dated this 7th day of November, 2005.


  
Julie A. Johnson - President

  
Brad Burwell - Vice President

  
Linda Poole - Secretary

Jean Stothert - Treasurer

  
Mike Pate, Member

  
Mike Kennedy, Member

  
Deepa Joshi - Millard North High Schools

  
Car' Lika Estwick - Millard South High School

  
Megan Ahlers - Millard West High School

**NOTICE OF MEETING  
SCHOOL DISTRICT NO. 17**

Notice is hereby given of a Board of Education meeting of School District No. 17, in the County of Douglas, which will be held at 7:00 p.m. on Monday, November 7, 2005 at 5606 South 147th Street, Omaha, Nebraska.

An agenda for such meetings, kept continuously current are available for public inspection at the office of the superintendent at 5606 South 147th Street, Omaha, Nebraska.

LINDA POOLE,  
Secretary

11-4-05

**THE DAILY RECORD  
OF OMAHA**

**RONALD A. HENNINGSEN, Publisher  
PROOF OF PUBLICATION**

UNITED STATES OF AMERICA, }  
The State of Nebraska, } ss.  
District of Nebraska,  
County of Douglas,  
City of Omaha,

J. BOYD

being duly sworn, deposes and says that she is

LEGAL EDITOR

of THE DAILY RECORD, of Omaha, a legal newspaper, printed and published daily in the English language, having a bona fide paid circulation in Douglas County in excess of 300 copies, printed in Omaha, in said County of Douglas, for more than fifty-two weeks last past; that the printed notice hereto attached was published in THE DAILY RECORD, of Omaha, on

November 4, 2005

That said newspaper during that time was regularly published and in general circulation in the County of Douglas, and State of Nebraska.



Subscribed in my presence and sworn to before me this 4th day of November 20 05

Notary Public in and for Douglas County,  
State of Nebraska

BOARD OF EDUCATION MEETING - NOVEMBER 7, 2005

NAME:

REPRESENTING:

Erik Chaussee	Abbott
Chyni Melsen	Black Elk
Kelly Rugh	Black Elk
Paula Fardini	Abbott
Cathy Menden	Abbott
LAURA FOLBINS	Millard West
Megan Hageman	Millard West
Deb Williams	Abbott
Dallas Wellensick	Abbott
Debbie Smith	Millard North
Autumn Mace	Millard South
Christina Potter	Millard South
Diane Stenice	Millard South
Fuade Lutz	MS
Tanya Kolesnikova	M.S.
Julie Eastridge	Black Elk
Beverly Mordant	Black Elk
Z. J. Chin	Black Elk

BOARD OF EDUCATION MEETING - NOVEMBER 7, 2005

NAME:

REPRESENTING:

John Dietz	Black Elk Elementary -
Tony Nelson & Lori Nelson	Troop 23 Boy Scouts
Lisa Wurtel	Black Elk
Ghawn Rezek	Millard south
Chris Blinded	millard south
Sharon Padu	Abbott
<del>Ellen Hansen</del>	millard south
<del>Anna</del> Aaron Swope	Troop 282 Boy Scouts
Alan Nelson	Troop 282 Boy Scouts
Jeanette Swope	Andersen Middle School
Cindy Whren	Abbott
Bill Cramer	The Scitemmer Assoc.
Laura Bengtson	millard south
Annie Peterson	Millard south
Elizabeth Davis	millard south
Kisa Penon	Abbott
Kevin Montgomery	Millard south
Mary Parham	Black Elk
Micole Chudonella	Black Elk
Mary Morrissey	Black Elk
Jessica Boten	Millard West
Erin Carrou	
Diana VanBlair	

Brittany Stolpe  
Jenn Yee

Lindsay Nealon

LINDA Hopkins

Diane Sweetman

CASSIE COHEN

Missy Mangione

Mathew Gwynn

Tom Herrin

Kristin Wellwood

Jessica Uracher

Sandra Jalusek

Hannah Sacco

Ashley Bagley

Samantha

Brittany Sopinski

Courtney Lezanic

Megan Izumi

Steve Lezanic

Alex Fark

Shelby Taylor

millard west

Millard West

millard west

ABBOTT

Abbot

millard south

millard south

millard south

millard south

Millard South

Millard South

millard South

Millard west

Millard west

MS

MS

MS

MS

MS

MS

MS

MS

BOARD OF EDUCATION MEETING - NOVEMBER 7, 2005

NAME:

REPRESENTING:

Carolyn Ebban

David B. Shulz

Cecilia Sepulveda

Darya Perederay

Sugar Thiessen

Bree Broesch

Sally Daily

Patti Long

Jan Clegg

Henry Horton

BS Singer

Paul Greenway

Jessi Murphy

Sarah Dixon

Nichole Pullen

Emily Green

Scott Ridpath

Cheryl Bement

Brooke Hagenau

Amanda Shannell

Ashley Hamerick

Maggie Beard

Doreen Whitmore

ASHLAND - BLACK ELK

Millard South

Abbott

Abbott

Black Elk

Black Elk

Millard South

Millard South

Millard South

Millard South

Millard South

Millard South

Millard South

Millard South

Millard South

Millard South

Millard South

Millard South

Millard South

Millard South

Black Elk

Beth Reitz

Abbott

BOARD OF EDUCATION MEETING - NOVEMBER 7, 2005

NAME:

REPRESENTING:

Maria Pauley	Mantelair Elementary
Anika Bushba	Millard North
All Westmann	Millard South
MNMM	MNMM
Travis Pernicki	Millard South
May Jane Morgan	Abbott
Marianne Tragnuder	Abbott
Christy Coyer	Abbott
Annelle M. Phoney	Abbott
Just Hoff	Millard South
Marshall Ludwig	Millard South
Thom Hale	Millard South
Shafiq	Millard South
Jeff Vandenberg	Self
Josh Vandenberg	MNMM:iddle
Christie Dohal	Wdsided
Calvin Dreyer	Self
Christina Mainelli	Spitt
Tiffany Meclma	millard west
Philip Rader	Self
Pat Gedshaw	Black Elk
Bryce chudomelka	Ashland
Paula Pennington	Abbott
Jane Southard	Abbott



Mieth ~~200~~  
Pat Niebauer

self  
self



*BOARD OF EDUCATION  
MEETING*



*NOVEMBER 7, 2005*

BOARD OF EDUCATION  
MILLARD PUBLIC SCHOOLS  
OMAHA, NEBRASKA

BUSINESS MEETING  
7:00 P.M.

STROH ADMINISTRATION CENTER  
5606 SOUTH 147th STREET  
NOVEMBER 7, 2005

AGENDA

Call to Order

- A. Call to Order
- B. Pledge of Allegiance
- C. Roll Call
- D. Public Comments on agenda items - This is the proper time for public questions and comments on agenda items only. Please make sure a request form is given to the Board President before the meeting begins.
- E. Routine Matters\*
  - 1. \*Approval of Board of Education Minutes – October 17, 2005
  - 2. \*Approval of Bills
  - 3. \*Receive the Treasurer's Report and Place on File
- F. Information Items
  - 1. Employees of the Month
  - 2. Superintendent's Report
  - 3. Board Comments/Announcement
  - 4. Report from Student Representatives
- G. Unfinished Business
- H. New Business
  - 1. Awarding Elementary #24 Public Improvement Contract
  - 2. Awarding Elementary #24 Construction Contract
  - 3. Approval of 2006-2007 Calendar
  - 4. Partnership with Metropolitan Community College
  - 5. Approval of NASB Standing Positions and Legislative Resolutions
  - 6. Personnel Action: Resignation
- I. Reports
  - 1. Enrollment Report
  - 2. Foundation Report
  - 3. IB Evaluation

J. Future Agenda Items/Board Calendar

1. Committee of the Whole Meeting on Monday, November 14, 2005 at 7 p.m. at the Don Stroh Administration Center, 5606 South 147<sup>th</sup> Street
2. Nebraska Association of School Board's State Education Conference on November 16-18, 2005 at the Holiday Inn Central
3. Board of Education Meeting on Monday, November 21, 2005 at 7 p.m. at the Don Stroh Administration Center, 5606 South 147<sup>th</sup> Street
4. Board of Education Meeting on Monday, December 5, 2005 at 7 p.m. at the Don Stroh Administration Center, 5606 South 147<sup>th</sup> Street
5. Committee of the Whole Meeting on Monday, December 12, 2005 at 7 p.m. at the Don Stroh Administration Center, 5606 South 147<sup>th</sup> Street
6. Board of Education Meeting on Monday, December 19, 2005 at 7 p.m. at the Don Stroh Administration Center, 5606 South 147<sup>th</sup> Street

K. Public Comments - This is the proper time for public questions and comments on any topic. Please make sure a request form is given to the Board President before the meeting begins.

L. Adjournment

All items indicated by an asterisk (\*) will comprise the Consent Agenda and may be acted on in a single motion. Items may be deleted from the Consent Agenda by request of any board member.

.BOARD OF EDUCATION  
MILLARD PUBLIC SCHOOLS  
OMAHA, NEBRASKA

BUSINESS MEETING  
7:00 P.M.

STROH ADMINISTRATION CENTER  
5606 SOUTH 147TH STREET  
NOVEMBER 7, 2005

ADMINISTRATIVE MEMORANDUM

- A. Call to Order
- B. Pledge of Allegiance
- C. Roll Call
- D. Public Comments on agenda items - This is the proper time for public questions and comments on agenda items only. Please make sure a request form is given to the Board President prior to the meeting.
- \*E.1. Motion by \_\_\_\_\_, seconded by \_\_\_\_\_, to approve the Board of Education Minutes – October 17, 2005. (See enclosure.)
- \*E.2. Motion by \_\_\_\_\_, seconded by \_\_\_\_\_, to approve the bills. (See Enclosures.)
- \*E.3. Motion by \_\_\_\_\_, seconded by \_\_\_\_\_, to receive the Treasurer’s Report and Place on File. (See enclosure.)
- F.1. Employees of the Month
- F.2. Superintendent’s Comments
- F.3. Board Comments/Announcements
- F.4. Report from Student Representatives
- H.1. Motion by \_\_\_\_\_, seconded by \_\_\_\_\_, that the Public Improvement Contract related to Elementary #24 be awarded to Heimes Corporation in the amount of \$92,231.25 and that the Associate Superintendent for General Administration be authorized and directed to execute any and all documents related to such project. (See enclosure.)
- H.2. Motion by \_\_\_\_\_, seconded by \_\_\_\_\_, that the Elementary #24 building construction contract be awarded to Construct, Inc. in the amount of \$6,435,500 with such amount including the Base Bid and Alternates #1, #3, and #5 and

Administrative Memorandum

November 7, 2005

Page 2

that the Associate Superintendent for General Administration be authorized and directed to execute any and all documents related to such project. (See enclosure.)

- H.3. Motion by \_\_\_\_\_, seconded by \_\_\_\_\_, approve the School Calendar for 2006-2007. (See enclosure.)
- H.4. Motion by \_\_\_\_\_, seconded by \_\_\_\_\_, to include five additional MCC Academies as an option for Millard Students. (See enclosure.)
- H.5. Motion by \_\_\_\_\_, seconded by \_\_\_\_\_, to approve the NASB Standing Positions and Legislative Resolutions
- H.6. Motion by \_\_\_\_\_, seconded by \_\_\_\_\_, to approve Personnel Action: Resignation. (See enclosure.)

I. Reports

1. Enrollment Report
2. Foundation Report
3. IB Evaluation

J. Future Agenda Items/Board Calendar

1. Committee of the Whole Meeting on Monday, November 14, 2005 at 7 p.m. at the Don Stroh Administration Center, 5606 South 147<sup>th</sup> Street
2. Nebraska Association of School Board's State Education Conference on November 16-18, 2005 at the Holiday Inn Central
3. Board of Education Meeting on Monday, November 21, 2005 at 7 p.m. at the Don Stroh Administration Center, 5606 South 147<sup>th</sup> Street
4. Board of Education Meeting on Monday, December 5, 2005 at 7 p.m. at the Don Stroh Administration Center, 5606 South 147<sup>th</sup> Street
5. Committee of the Whole Meeting on Monday, December 12, 2005 at 7 p.m. at the Don Stroh Administration Center, 5606 South 147<sup>th</sup> Street
6. Board of Education Meeting on Monday, December 19, 2005 at 7 p.m. at the Don Stroh Administration Center, 5606 South 147<sup>th</sup> Street

K. Public Comments - This is the proper time for public questions and comments on any topic. Please make sure a request form is given to the Board President before the meeting begins.

K. L. Adjournment

All items indicated by an asterisk (\*) will comprise the Consent Agenda and may be acted on in a single motion. Items may be deleted from the Consent Agenda by request of any board member.

11  
6



MILLARD PUBLIC SCHOOLS  
SCHOOL DISTRICT NO 17

A meeting was held of the Board of Education of the School District No. 17, in the County of Douglas in the State of Nebraska. This meeting was convened in open and public session at 7:00 p.m., Monday, October 17, 2005, at the Don Stroh Administration Center, 5606 South 147th Street.

PRESENT: Julie Johnson, Mike Pate, Jean Stothert, and Linda Poole, Brad Burwell, and Mike Kennedy

Notice of this meeting was given in advance thereof by publication in the Daily Record on October 14, 2005; a copy of the publication is being attached to these minutes. Notice of this meeting was given to all members of the Board of Education and a copy of their Acknowledgment of Receipt of Notice and the agenda are attached to these minutes. Availability of the agenda was communicated in advance notice and in the notice of the Board of Education of this meeting. All proceedings hereafter shown were taken while the convened meeting was open to the attendance of the public.

---

At 7:00 p.m. Julie Johnson called the meeting to order and asked everyone to say the Pledge of Allegiance.

Roll call was taken and board members present were Julie Johnson, Linda Poole, Mike Pate, Brad Burwell, and Jean Stothert. Mike Kennedy was absent at the time of roll call but did come in a little bit later.

Motion by Brad Burwell, seconded by Jean Stothert, to approve the Board of Education Minutes of Monday, October 3, 2005, to approve bills, and to receive the treasurer's report and place on file. Upon roll call vote, all members voted aye. Motion carried.

Superintendent's Report:

1. There was a very productive visit in Minnesota and Connecticut to see how these school districts handle open enrollment, transportation, and magnet schools to address and balance ethnicity and poverty within their cities. Minneapolis and Hartford have both been working on this since the 1990's, and both receive help from their state, especially Connecticut.
2. In the Washington Post today there was an article by Jonathan Cozall, who OTOC is bringing to town. His cure for all of this is to have option enrollment, magnets, offer incentives to suburban district to take more kids of poverty, and of course we are a public school so that is not a problem. We're open to all of those kids.

The past two weeks of traveling have been worthwhile, and the search will continue for other good ideas that will help to form legislation.

Board of Education Minutes  
 October 17, 2005  
 Page 2

3. Board members probably received a letter from Omaha Together One City for a meeting in November. The Coalition will be meeting and this will be one topic of discussion as to who will participate.
4. Presentations to PTO/PTA's and civic organizations are continuing to be done. Dr. Lutz and Dr. Crawford have been doing many of these presentations, but Dr. Lutz invited Board members to do presentations if they are available. They were asked to let Dr. Lutz know if they would like to do any of the presentations.
5. At the National School Board's Conference for Technology Conference Millard will receive an award for being selected as one of the top 10 digital schools. Millard was tied for 8<sup>th</sup> out of the 10. This will be the last meeting the board will get a paper copy of the packet.
6. This week the students are out of school while teachers have work days, receive staff development, and conferences are being held this week.

Comments from the Board:

Linda Poole congratulated the Millard South girl's softball team for winning the A State Championship. She also wished good luck to the cross country teams and individuals from the three high schools who will participate at the State Cross Country meet in Kearney.

Mrs. Poole was in Baltimore last week to help with the presentation on leading change. The article was published in a National School Board's publication. The presentation was well received, she reported.

There were many questions about the take over attempt by Omaha Public Schools, and no one could believe this was happening, Mrs. Poole reported. While in Baltimore there was the opportunity to tour their schools and observe a variety of different programs.

Mrs. Poole will be attending the NSBA Technology and Learning Conference with NASB. She informed Mark Feldhausen that she will be at the reception to accept the award for the school district.

Brad Burwell attended the NASB Area Membership meeting on October 5, 2005. The pre-dinner presentation was on the Lighthouse Study or Lighthouse Projects dealing with board leadership improving student learning. One thing that caught his attention was the information about the number of high poverty and high minority schools nationwide have high student performance. They took 4,577 different schools nationwide and in the top third at least one-half of the students were low income and at least half were African-American or Latino. The point is, he continued, was that students, even in poverty, students in low income, can learn. The whole premise was it's through shared leadership, and integrated leadership. The strong leadership of not only the Superintendent, but also his administration, the Board of Education, the schools,

Board of Education Minutes  
October 17, 2005  
Page 3

and all of those factors together does show that poverty and low-income has no bearing on whether students can learn or not. It was an excellent hour.

Compliments to Burma Kroger, because this was one of the best programs he had seen at an Area Membership meeting, Mr. Burwell reported

Mr. Burwell reported the Superintendent goals have been finalized and were passed out last week. There were two goals set for Dr. Lutz. There will not be a committee meeting this month, but there will be a committee meeting next month and an agenda will be presented to the board soon.

Mr. Burwell informed the Board members that he will be out of town on November 21, 2005, so he will not be at the board meeting.

Jean Stothert attended a conference on Saturday call Ready to Run. It was sponsored by the Lincoln Lancaster Women's Commission and the Women's Fund of Greater Omaha. It was a conference held to try encouraged women to run for political office. Some of the speakers included Kim Robak, Mary Johnson, and Senator Pam Brown. Mrs. Stothert lead a round table discussion for people who were interested in running for school board, and there were around 10 people who attended.

Mrs. Stothert congratulated the Millard South softball team for their state championship.

Mrs. Stothert attended the Area Membership meeting on October 5, 2005. She congratulated Linda Poole, because she has finished her last membership meeting, and she commented on what a great job Mrs. Poole did in representing the state as president of NASB.

Mrs. Stothert shared a letter from the young girl from Millard South High School, who is a Katrina evacuee, and who spent some time with Mrs. Stothert and Mrs. Poole. The note said how much she appreciated everything Mrs. Stothert and Mrs. Poole did for her.

Mrs. Stothert announced that she would not be at the November 7, 2005 Board of Education meeting, because she will be out of town.

Mike Kennedy congratulations to Jean Stothert for announcing her candidacy for legislature, and he wished her well in this endeavor.

Mr. Kennedy explained he has talked with more parents about their fears in regards to 'One City One School District' proposal. He feels the board has done a good job in communicating that the next step will probably be taken in the state legislature, so he is having less people talk about what the board is doing. They realize that the district has hired lobbyist and lawyers and now it needs to be taken to the Unicameral.

Board of Education Minutes  
October 17, 2005  
Page 4

Mr. Kennedy announced that will be running for re-election for the school board in 2006. He said it has been a pleasure serving on the Millard school board. He indicated it has been very important because of the bond issue, curriculum issues, the 'One City One School District' dilemma, and complete the master plan. He also wants to continue the efforts to see the proposed new vocational technical center.

Julie Johnson offered her congratulations and support to Jean Stothert. She said as a member of the community she has seen Jean serve in additional capacities over and beyond the school board, and told Jean that she will do a fine job representing her district.

Mrs. Johnson has had the opportunity to speak at two PTO meetings, Cottonwood, Disney and will in the near future at Willowdale. She is hearing a lot of concern from the community on what is happening because it has been quite and the public is fearful that the district is not attacking OPS's proposal. However a lot of those fears are being subdued by letting the public know what is happening behind the scenes by these various presentations

Deepa Joshi, student representative from Millard North High School, Megan Ahlers, student representative from Millard West High School and Car'Lika Estwick, student representative from Millard South High School, presented their report on activities in academics and athletics during the past few weeks.

Linda Poole provided the final reading of Policy 3530 – Business – Privately Owned Vehicles. Motion by Linda Poole, seconded by Jean Stothert, to approve Policy 3530 – Business – Privately Owned Vehicles. Upon roll call vote, all members voted aye. Motion carried.

Motion by Brad Burwell, seconded by Jean Stothert, that authorization be given to the District to commence procedures for the acquisition of approximately 50 acres of real estate in the District to provide land for a new high school. Upon roll call vote, all members voted aye. Motion carried.

Motion by Jean Stothert, seconded by Linda Poole, that approval be given to the design development phase of the construction project at Millard West High School and that the architects proceed to the construction documents phase. Upon roll call vote, all members voted aye. Motion carried.

Motion by Brad Burwell, seconded by Jean Stothert, to approve the Elementary Science Field Study for the 2005-2006 school year. Upon roll call vote, Mike Pate, Linda Poole, Jean Stothert, Julie Johnson and Brad Burwell voted aye. Mike Kennedy was not present at the time of the voting. Motion carried.

Motion by Linda Poole, seconded by Jean Stothert, to approve the resolutions for 2006. Upon roll call vote, Linda Poole, Jean Stothert, Julie Johnson, Brad Burwell, and Mike Pate voted aye. Mike Kennedy was not present at the time of voting. Motion carried.

Motion by Linda Poole, seconded by Jean Stothert, to approve Personnel Actions: Rescission of Leave of Absence: DeAnn Bressman, and New Hires: Miranda Ciochon, Carmen Hippen, Vicki Hunt, and Heather Mead. Upon roll call vote, Jean Stothert, Julie Johnson, Brad Burwell, Mike Pate and Linda Poole voted aye. Mike Kennedy was not present at the time of voting. Motion carried.

Litigation was delayed to the end of the meeting for Executive Session.

Reports that were given during the meeting included: A Staff Development Report, UNO/Peru State College Early Entry Program, Advanced Placement Report, a Quarterly Investment Report, a Quarterly Operation and Maintenance Report, a Quarterly Food Service Report, a Construction Report, and the Site Plan Reports.

Future Agenda Items/Board Calendar: A Board of Education Meeting will be held on Monday, November 7, 2005 at 7 p.m. at the Don Stroh Administration Center, 5606 South 147<sup>th</sup> Street. A Committee of the Whole Meeting will be held on Monday, November 14, 2005 at 7 p.m. at the Don Stroh Administration Center, 5606 South 147<sup>th</sup> Street. A Board of Education Meeting will be held on Monday, November 21, 2005 at 7 p.m. at the Don Stroh Administration Center, 5606 South 147<sup>th</sup> Street. A Board of Education Meeting will be held on Monday, December 5, 2005 at 7 p.m. at the Don Stroh Administration Center, 5606 South 147<sup>th</sup> Street. A Committee of the Whole Meeting will be held on Monday, December 12, 2005 at 7 p.m. at the Don Stroh Administration Center, 5606 South 147<sup>th</sup> Street. A Board of Education Meeting will be held on Monday, December 19, 2005 at 7 p.m. at the Don Stroh Administration Center, 5606 South 147<sup>th</sup> Street

At 8:18 p.m. a motion was made by Linda Poole, seconded by Jean Stothert, to go into Executive Session for litigation and land acquisition. Upon roll call vote, all members voted aye. Motion carried.

A motion was made by Linda Poole, seconded by Jean Stothert, to come out of Executive Session. Upon roll call vote, all members voted aye. Motion carried.

Julie Johnson adjourned the meeting.

  
SECRETARY

**Millard Public Schools**  
November 7, 2005

# Millard Public Schools

## Check Register

13

Prepared for the Board Meeting of November 7, 2005

Check No	Vend No	Vendor Name	Amount
247845	134976	ASSOC FOR COMPUTING MACHINERY	198.00
247846	010090	AUDIOVISUAL INC	13,200.00
247847	010090	AUDIOVISUAL INC	5,407.25
247848	020550	BUREAU OF EDUCATION & RESEARCH	89.50
247850	133483	RONALD B COLE	60.00
247851	107454	CHRISTOPHER COLLING	120.00
247855	107980	EHL Y'S DECORATING, INC.	300.00
247856	109815	JENNIFER L GOWIN-HUSSEY	150.52
247858	109848	KERI KENNON	149.90
247859	133027	TRACY LOGAN	115.69
247862	134977	ELAINE K MCEWAN-ADKINS	1,920.00
247863	107557	MIDWEST CLINIC	75.00
247864	065420	MILLARD CENTRAL MIDDLE SCHOOL	15,000.00
247865	067666	NATIONAL COUNCIL OF TEACHERS	185.00
247866	099928	NATIONAL FORENSIC LEAGUE	20.00
247867	107732	BRIAN L NELSON	240.00
247868	134234	MARIA D RANGEL	29.16
247869	084019	SOL LEWIS ENGINEERING COMPANY	18,000.00
247871	068834	UNIVERSITY OF NEBRASKA-LINCOLN	100.00
247872	068834	UNIVERSITY OF NEBRASKA-LINCOLN	100.00
247873	107354	STEPHEN W. VEN TEICHER	240.00
247874	134979	MARIA T WEAVER	30.13
247876	107454	CHRISTOPHER COLLING	120.00
247880	099759	HOLIDAY INN OF KEARNEY	123.90
247882	134747	LAUREN KING	361.43
247886	068801	NEBRASKA WORKFORCE DEVELOPMENT	500.00
247889	134051	OMAHA SYMPHONY	420.00
247890	131610	PATRICIA D BUFFUM	1,380.00
247895	134994	JOY C SNELL	64.24
247896	131833	STERICYCLE INC	140.00
247899	107354	STEPHEN W. VEN TEICHER	480.00
248302	011651	AMERICAN EXPRESS	5,722.96
248303	015449	AMERICAN SCHOOL BOARD JOURNAL	399.00
248304	108297	CHILDRENS HOSPITAL	75.00
248305	101561	DISCOVER WRITING COMPANY	298.00
248306	134086	AMBER J DOOLITTLE	70.89
248307	037524	EDUCATIONAL SERVICE UNIT #9	15.00
248308	038217	WARREN K ELTISTE	211.04
248309	060153	KEITH W LUTZ	144.44
248310	064834	MID-AMERICA COUNCIL BOY SCOUTS	40.00
248311	135025	NATIONAL COUNCIL OF SUPERVISORS	75.00
248313	108098	ANGELO D PASSARELLI	67.00
248314	071371	PETTY CASH/CENTRAL MIDDLE	91.56
248315	132115	PETTY CASH/YAP	221.30
248316	073011	JUDITH E PORTER	88.96
248319	107286	ST PAUL TRAVELERS	3,453.00

Date: 11/2/05

# Millard Public Schools

## Check Register

14

Prepared for the Board Meeting of November 7, 2005

Check No	Vend No	Vendor Name	Amount
248323	095674	XEROX CORPORATION (LEASES)	59,450.62
248326	107252	AA WHEEL & TRUCK SUPPLY INC	114.84
248327	010037	ABC SCHOOL SUPPLY COMPANY	165.96
248328	134773	TIMOTHY M ABTS	75.66
248329	010283	ACADEMIC THERAPY PUBLICATIONS	104.50
248330	134842	ACCENT FURNITURE DIRECT	1,814.93
248331	132534	ACCESSIBILITY DOT NET, LLC	6,170.00
248332	010298	ACCU CUT SYSTEMS	384.00
248333	131060	ADOLPH KIEFER AND ASSOCIATES	942.58
248334	131189	AIR POWER OF NEBRASKA INC.	427.00
248335	010808	AIR-SIDE COMPONENTS, INC.	614.00
248336	108351	AIRGAS NORTH CENTRAL INC	43.56
248337	133620	AKSARBEN PIPE & SEWER CLEANING LLC	256.00
248338	133646	AKSARBEN SERVICES INC	1,908.53
248339	134715	ALEGENT HEALTH IMMANUEL MEDICAL CTR	3,800.42
248340	011051	ALL MAKES OFFICE EQUIPMENT	47.00
248342	011175	ALLTECH,INC	1,163.25
248343	107651	AMAZON.COM INC	242.32
248344	134688	AMERICAN DISCOUNT AWARDS	222.00
248345	099597	AMERICAN GUIDANCE SERVICE INC	2,362.36
248346	106998	AMERICAN LIBRARY ASSOCIATION	185.00
248347	130704	AMERICAN PLASTIC	120.70
248348	012450	AMERICAN RED CROSS HEARTLAND	270.90
248349	133174	AMERICAN SECURITY SERVICES INC	216.00
248350	102430	AMI GROUP INC	1,055.00
248351	012876	CURTIS A ANDERSON	15.04
248352	134041	MARTHA A ANDERSON	52.53
248353	130469	SUSAN J ANGLEMYER	128.27
248355	135012	APPLIANCE PARTS DEPOT	36.47
248357	108092	MERRILL COMPANY	1,627.03
248358	106436	AQUA-CHEM INC	1,303.46
248359	100376	ARCHITECTURAL DIGEST	19.95
248360	013496	ASCD	867.69
248361	134235	SARAH A ASCHENBRENNER	27.16
248362	010070	ASHA DISTRIBUTING INC.	51.23
248363	013226	ASI MODULEX	410.55
248364	102840	ASSOCIATED FIRE PROTECTION	80.00
248365	133437	ASYST COMMUNICATIONS CO. INC.	6,555.00
248366	010053	ATD AMERICAN CO	180.47
248368	102237	AUTO STATION	4,214.97
248370	016295	BADGER BODY & TRUCK EQUIPMENT CO	591.81
248372	132405	BAG 'N SAVE	1,432.38
248374	132001	BETH L BALKUS	159.60
248375	017900	BARCO MUNICIPAL PRODUCTS, INC.	154.65
248376	099646	BARNES & NOBLE BOOKSTORE(OAKV)	2,830.10
248377	132608	BARNES DISTRIBUTION	1,001.72

Date: 11/2/05



# Millard Public Schools

## Check Register

15

Prepared for the Board Meeting of November 7, 2005

Check No	Vend No	Vendor Name	Amount
248378	017877	CYNTHIA L BARR-MCNAIR	162.96
248379	017925	GARY BARTA	86.33
248380	017926	ROSEMARY W BARTA	255.70
248381	107979	LORI A BARTELS	184.45
248382	133353	JULIE A BARTHOLOMEW	20.37
248383	018240	CAROL A BEATY	82.94
248384	131314	KYLE T BENHAM	155.20
248386	018650	PAMELA R BERKI	150.35
248388	134945	NOLAN J BEYER	250.69
248389	072250	BG PETERSON COMPANY	68.00
248390	019111	BISHOP BUSINESS EQUIPMENT	10,356.72
248392	133364	DEWALT INC	198.75
248393	134782	ZOO BOO INC	1,242.09
248394	134478	TIFFANY M BOCK SMITH	25.61
248395	130899	KIMBERLY M BOLAN	135.32
248397	101364	BOOKWORM	742.18
248398	100056	BORDERS BOOKS & MUSIC	215.89
248399	019559	BOUND TO STAY BOUND BOOKS INC	2,903.79
248400	019835	BOYS TOWN NATIONAL	3,131.99
248401	134129	AVRAHAM KADAR	150.00
248402	132273	WENDY M BRENNAN	55.68
248403	130576	PAMELA A BRENNAN	198.36
248404	102783	BRIGHT APPLE	14.99
248405	131671	BRIGHT IDEAS	216.00
248406	107085	BROADCAST SPORTS	1,150.00
248407	130303	BRODHEAD GARRETT	107.69
248408	132014	BROOKLYN PUBLISHER LLC	98.80
248409	134173	ANGELA J BROOKS	18.34
248410	133824	NANCY A BROWN	75.18
248411	020258	VICKI A BROWN	13.58
248412	131995	M. MARTHA BRUCKNER	241.93
248413	133463	ANGELA BRUMMER	200.00
248414	106815	NANCY J BUDA	258.54
248415	134874	CHRISTI D BUELL	104.00
248416	101354	BUILDER	69.95
248417	020439	BUILDERS SUPPLY COMPANY INC	893.96
248418	020550	BUREAU OF EDUCATION & RESEARCH	537.00
248419	133375	BUSINESS INTERIORS GROUP	250.00
248420	099431	BUSINESS MEDIA INC	2,573.81
248421	131619	C E SUNDBERG CO	84.96
248423	023856	CAMBRIDGE GROUP	4,400.00
248425	106806	ELIZABETH J CAREY	98.70
248426	133246	RALPH CAREY	41.23
248427	054237	PIONEER LOCK CO INC	63.05
248428	023967	CARLSON SYSTEMS	35.67
248430	023970	CAROLINA BIOLOGICAL SUPPLY CO	630.56

Date: 11/2/05

# Millard Public Schools

## Check Register

16

Prepared for the Board Meeting of November 7, 2005

Check No	Vend No	Vendor Name	Amount
248431	024061	CARQUEST AUTO PARTS	507.03
248432	024052	JOHN T CARROLL	107.19
248433	132428	JENNIFER M CARSON	74.69
248434	131158	CURTIS R CASE	82.45
248435	134917	GENARO CASILLAS	8.51
248436	131001	CD PUBLICATIONS	399.00
248437	100756	CERAMICS MONTHLY	32.00
248438	135007	FRANCISCO CERVERA	46.17
248439	134043	MALCOLM K. CHAI	208.47
248440	109138	CHARACTER COUNTS COALITION	129.60
248441	024445	MARK L CHAVEZ	90.21
248442	024652	CHILDCRAFT EDUCATION CORP	53.83
248444	133593	CITY CREEK PRESS INC.	175.56
248445	132581	CLARITUS	651.76
248446	099222	CLASSROOMDIRECT.COM	500.86
248447	025222	DEBI CLATTERBUCK	36.94
248448	025235	DALE CLAUSEN	150.84
248449	101174	CLAY TIMES INC	26.00
248450	066006	JANET S CLURE	11.92
248451	025374	METROGROUP CORP	218.95
248452	022701	SHARON R COMISAR-LANGDON	160.05
248453	025830	GEORGE R CONRAD	36.97
248454	026040	CONTINENTAL BOOK CO	164.58
248457	026057	CONTROL MASTERS INC	15,465.65
248458	132720	CONTROLTEMP INC	3,536.00
248459	130793	CORNHUSKER STATE INDUSTRIES	8.25
248460	134910	GUADALUPE CORRAL	97.20
248461	131506	CP RECOVERY	1,635.00
248462	026660	WILLIAM J CRAWFORD	32.98
248463	026970	CRESCENT ELECTRIC SUPPLY CO	26.67
248464	026700	CRITICAL THINKING BOOKS & SOFTWARE	84.88
248466	099957	CRYSTAL SPRINGS BOOKS	100.78
248467	106893	CULLIGAN WATER CONDITIONING	69.19
248468	027300	CUMMINS CENTRAL POWER LLC	191.50
248469	027345	CURRICULUM ASSOCIATES INC	30.75
248470	100577	CURTIS 1000	7,352.25
248471	108281	CHERYL CURTIS	37.83
248472	130731	D & D COMMUNICATIONS	572.00
248473	132671	JEAN T DAIGLE	154.72
248474	131003	DAILY RECORD	109.50
248475	032140	DALTILE CORPORATION	8.93
248476	133820	DATA MANAGEMENT INC	505.27
248477	032255	DAVIS PUBLICATIONS INC	280.75
248478	032246	PAMELA M DAVIS	14.55
248479	032497	CHERYL R DECKER	118.19
248482	107469	DEFFENBAUGH INDUSTRIES	12,294.77

Date: 11/2/05

# Millard Public Schools

## Check Register

17

Prepared for the Board Meeting of November 7, 2005

Check No	Vend No	Vendor Name	Amount
248485	099249	DELTA EDUCATION LLC	1,630.10
248486	032800	DEMCO INC	335.60
248487	032872	DENNIS SUPPLY COMPANY	5,037.37
248488	133009	ROBERTA E DEREMER	22.70
248489	109850	DEX MEDIA EAST LLC	1,021.00
248490	102435	DIAMOND VOGEL PAINTS	1,602.89
248491	099220	DICK BLICK	6,830.62
248492	132750	JOHN D DICKEY	17.66
248493	033473	DIETZE MUSIC HOUSE INC	1,583.65
248494	132669	DIGITAL DOT SYSTEMS INC	348.60
248495	100649	DISCOUNT MAGAZINE SUBSCRIPTION	153.84
248496	101561	DISCOVER WRITING COMPANY	1,043.00
248497	134899	AITSCHUL GROUP CORPORATION	485.57
248499	134086	AMBER J DOOLITTLE	43.75
248504	130908	DOUGLAS COUNTY SCHOOL DIST.28-0001	58.50
248505	133130	DOUGLAS SARPY 4H OFFICE	85.00
248506	034100	DRAKE-WILLIAMS STEEL INC	3,404.51
248507	134338	DEAN LOFTUS	5,125.00
248508	034120	DULTMEIER SALES LLC	45.14
248509	135027	MATTHEW DURAND	98.88
248511	036520	EASTERN NE HUMAN SERVICES AGENCY	40,964.00
248512	052370	ECHO ELECTRIC SUPPLY CO	951.77
248513	134991	BRADLEY EDMUNDSON	55.29
248514	036830	EDUCATION WEEK	79.94
248515	099281	EDUCATIONAL MEDIA CORPORATION	258.06
248516	037201	EDUCATIONAL RECORD CENTER INC	107.34
248518	037525	EDUCATIONAL SERVICE UNIT #3	78,748.52
248519	100330	EDUCATORS OUTLET INC	74.76
248520	037900	DELTA EDUCATION LLC	36.80
248521	101277	EFFECTIVE COMMUNICATION SKILLS INC	500.00
248522	038025	MARY L EHLERS	27.65
248523	133823	REBECCA S EHRHORN	329.13
248524	135009	ROSALIA EL-JAMAL	28.51
248526	038100	ELECTRIC FIXTURE & SUPPLY	2,751.41
248527	133319	HERMAR INC	77.00
248528	108082	ELECTRONIC CONTRACTING COMPANY	277.32
248529	038140	ELECTRONIC SOUND INC.	487.10
248530	131007	ELMAN & CO INC	1,893.80
248531	038217	WARREN K ELTISTE	165.39
248532	134854	NATIONAL PAPER SUPPLY CO	950.00
248533	102791	ERIC ARMIN INC	1,947.00
248534	134638	ERICKSON & BROOKS	790.00
248535	133079	ESP PUBLISHERS INC	273.00
248536	109066	TED H ESSER	360.66
248537	035610	ETA/CUISENAIRE	170.50
248539	038468	EVERBIND	418.50

Date: 11/2/05

# Millard Public Schools

## Check Register

18

Prepared for the Board Meeting of November 7, 2005

Check No	Vend No	Vendor Name	Amount
248541	099320	EYE ON EDUCATION	139.80
248542	131136	STEPHANIE A FATEMI	103.08
248543	040450	FEDERAL EXPRESS	28.27
248545	040470	MARK W FELDHAUSEN	202.00
248546	133565	STEVE FELICI	39.09
248547	040537	FERGUSON ENTERPRISES INC	2,016.18
248548	131176	STEPHEN A. FERGUSON	49.44
248549	133269	SHANNON RENEE FICKEL	96.00
248550	040830	FILMS FOR THE HUMANITIES & SCIENCES	2,461.75
248551	133919	FILTER SHOP INC	93.49
248552	109855	SHANNON M FISCHER	65.48
248553	101075	FITNESS FINDERS INC	154.00
248555	041086	FLINN SCIENTIFIC INC	304.85
248557	041100	FOLLETT LIBRARY RESOURCES	15,308.82
248558	041146	KENNETH J FOSSEN	80.13
248559	134823	FRASER STRYKER MEUSEY OLSON BOYER &	26,505.59
248560	041461	SHARON A FREEMAN	14.07
248561	132321	MICHAEL R FREY	124.65
248563	041543	AMY J FRIEDMAN	123.56
248564	133351	STEPHANIE S FRITSON	89.20
248565	101528	FROG PUBLICATIONS	33.40
248566	135031	FSH COMMUNICATIONS LLC	110.00
248567	134168	ERIC W FULLER	62.18
248568	043760	GALLUP ORGANIZATION	512.06
248569	102650	GANDER PUBLISHING INC.	107.75
248570	131565	GARTNER & ASSOCIATES CO, INC.	195.76
248571	134475	VIJAY GAYEE	423.00
248572	106894	TAMMY GEBHART	101.18
248573	108300	MICHELE L GEHRINGER	114.00
248574	044050	GENERAL BINDING CORPORATION	2,489.00
248575	134957	SHARON K GERHARDT	57.43
248576	106660	GLASSMASTERS INC	4,298.48
248577	131272	GMS MEETING MANAGEMENT INC.	555.00
248578	044891	GOPHER/PLAY WITH A PURPOSE	2,010.37
248579	044896	KAREN A GORDON	128.00
248580	132152	GOVCONNECTION INC	743.90
248581	109815	JENNIFER L GOWIN-HUSSEY	40.99
248582	043609	GP DIRECT	2,144.09
248583	044950	GRAINGER INDUSTRIAL SUPPLY	2,149.42
248585	044965	KATHERINE A GRAY	145.99
248586	099888	GRAYBAR ELECTRIC COMPANY INC	2,388.03
248587	134424	GREATER PLAINS ATHLETICS	1,212.00
248588	044992	CATHERINE D GREENWALD	42.40
248589	103072	GREENWOOD PUBLISHING GROUP	1,237.74
248590	130083	HARRY S GRIMMINGER	51.90
248591	135016	CANDRA R GUENTHER	136.26

Date: 11/2/05

# Millard Public Schools

## Check Register

19

Prepared for the Board Meeting of November 7, 2005

Check No	Vend No	Vendor Name	Amount
248593	132287	CARI J GUTHRIE	25.22
248594	132673	JULIE L HAHN	175.57
248595	135017	CATHY J HALL	39.80
248596	134989	CAROLYN A HALPAIN	48.50
248598	047846	DIANE F HANSLER	59.17
248600	047853	HAPPY CAB COMPANY INC	20,298.10
248601	133487	HARCOURT ASSESSMENT INC	1,059.60
248603	047855	HARCOURT INC	14,059.55
248604	130609	HAYDEN-MCNEILL SPECIALTY	582.44
248605	048475	HEARTLAND FOUNDATION	7,701.60
248606	100782	HEARTLAND SCENIC STUDIO INC	505.00
248607	108273	MARGARET HEBENSTREIT PT	194.49
248608	134944	STACY KAY HEISS	47.05
248609	134288	HEMPEL SHEET METAL	762.50
248610	108478	DAVID C HEMPHILL	28.62
248611	101881	HENRY DOORLY ZOO	67.50
248612	131713	DEBRA A HERICKS	21.34
248613	134786	HERITAGE NURSERY	169.75
248614	134455	ROBERT J. HETTINGER	29.10
248615	132423	HEWLETT PACKARD CO	4,501.00
248616	048710	HIGHSMITH COMPANY INC	25.09
248617	134441	ELAINE HILL	405.70
248618	134988	LYNN M HILL	32.74
248619	048840	SUZANNE J HINMAN	32.98
248620	048845	CAMILLE H HINZ	32.01
248622	045329	HMS BROWN BAGGERS	663.60
248623	048940	HOB-LOB LIMITED PARTNERSHIP	241.43
248624	131009	NEBRASKA MIL-NIC INC	117.90
248626	106801	CLARA G HOOVER	67.90
248627	132592	WILLIAM SPRAGUE, JR.	182.04
248628	095520	LINDA D HORTON	158.11
248629	049440	HOSIER REFRIGERATION SUPPLY INC	410.18
248631	049650	HOUGHTON MIFFLIN COMPANY	3,949.04
248632	134299	BARBARA A HOVE	223.98
248633	133971	F & W PUBLICATIONS	13.78
248634	049715	HUMAN KINETICS	210.48
248635	101032	HUSKER MIDWEST PRINTING	2,892.40
248637	130283	KARA L HUTTON	158.24
248638	133397	HY-VEE FOOD STORE (WELCH PLAZA)	1,087.56
248639	133397	HY-VEE FOOD STORE (WELCH PLAZA)	754.41
248640	133397	HY-VEE FOOD STORE (WELCH PLAZA)	11.85
248641	133397	HY-VEE FOOD STORE (WELCH PLAZA)	565.51
248642	133397	HY-VEE FOOD STORE (WELCH PLAZA)	471.54
248643	049851	HY-VEE FOOD STORE (132ND ST.)	42.14
248644	049851	HY-VEE FOOD STORE (132ND ST.)	1,215.33
248645	135004	HY-VEE FOOD STORE (N 156TH)	14.39

Date: 11/2/05

# Millard Public Schools

## Check Register

20

Prepared for the Board Meeting of November 7, 2005

Check No	Vend No	Vendor Name	Amount
248646	049850	HY-VEE FOOD STORE (OAKVIEW DR)	364.91
248647	049850	HY-VEE FOOD STORE (OAKVIEW DR)	623.19
248648	049844	HYDRONIC ENERGY INC	63.74
248649	135032	IEARN USA	280.00
248650	051575	THERESA A ILIFF	55.29
248651	135010	MARCHINTA INCHIN	30.78
248652	131084	INDEPENDENT LIVING AIDS	266.85
248653	134687	INFANT MOTOR PERFORMANCE SCALES LLC	82.50
248654	100016	INNOVATIVE LEARNING CONCEPTS	438.90
248656	051843	INTEGRITY HARDWOODS	627.62
248657	102451	INTERNATIONAL BACCALAUREATE	2,100.00
248658	F03011	INTERNATIONAL BACCALAUREATE ORG.	29.45
248659	102958	INTERSTATE ALL BATTERY CENTER	249.54
248660	133423	IRON MOUNTAIN RECORDS MANAGEMENT	536.83
248661	101991	J.A. SEXAUER	763.04
248663	100928	J.W. PEPPER & SON INC.	2,951.65
248664	131391	RICHARD J JACOBI	40.00
248665	131157	CHRISTINE A JANOVEC-POEHLMAN	69.12
248666	134984	MONTE K JANSSEN	111.07
248667	054240	HANNELORE W JASA	32.98
248668	133037	JENSEN TIRE COMPANY	1,125.08
248669	132617	THERESA M JENSEN	19.95
248670	054110	JJE INC.	820.22
248671	054448	STEVEN K JOEKEL	129.01
248672	107039	SHARON KIM H JOHANSEN	39.29
248673	130832	GERALD JOHNETTE	10.97
248674	131367	AMANDA J JOHNSON	40.26
248675	054500	JOHNSON HARDWARE COMPANY	438.92
248676	054481	JERRILL B JOHNSON	185.79
248677	054630	JOHNSTONE SUPPLY	252.06
248678	020316	ALINE R JONES	15.23
248680	054768	JUDAH CASTER COMPANY	129.20
248681	132965	K-LOG INC	588.21
248683	135020	ANNE M KALKOWSKI	115.37
248684	056215	KAPLAN EARLY LEARNING CO	100.90
248685	132303	JANET D KATZ	48.02
248686	132265	CATHERINE A KEISER	54.32
248687	132272	SUSAN L KELLEY	120.16
248688	056276	KELVIN ELECTRONICS	701.67
248689	056285	KENS FLOWER SHOP & GREENHOUSE INC	49.45
248690	134185	KRISTEN R KING	20.37
248691	056724	KINKO'S	1,522.37
248692	084090	KIWANIS CLUB OF SOUTHWEST OMAHA	200.00
248696	056770	BETTY H KLESITZ	126.10
248697	056865	PHILIP E KOCH	39.77
248698	106582	KOHL'S PHARMACY & HOMECARE INC	69.00

Date: 11/2/05

# Millard Public Schools

## Check Register

21

Prepared for the Board Meeting of November 7, 2005

Check No	Vend No	Vendor Name	Amount
248699	056913	RICHARD L KOLOWSKI	91.67
248700	134084	JENNIFER L KOLTERMAN	97.78
248701	131821	MARY E KOUBA	100.88
248702	134864	BRIDGET K KOWAL	55.00
248704	132266	DAWN M KRONAIZL	12.62
248705	056995	KAY KRONHOLM	65.00
248706	133923	KUBAT'S PHARMACY	3,020.00
248707	131160	MARGARET M KUBAT	231.15
248708	109033	AMANDA J KUNES	258.92
248709	131993	KWAL-HOWELLS INC	3,192.75
248710	134940	ARACELI LAGUNAS	22.11
248711	058755	LAIDLAW TRANSIT INC	177,587.51
248712	099217	LAKESHORE LEARNING MATERIALS	86.02
248713	058861	LARRY'S BOILER SERVICE, INC.	70.00
248714	109816	JILL C LAVENE	157.58
248715	130792	LEARNING RESOURCES	153.60
248716	059100	JEFFREY SCHRANK	825.00
248717	101723	LEARNING TOOLS	100.00
248718	106469	LEGO DACTA-PITSCO LLC	272.54
248720	106403	LESCO INC	1,147.10
248721	059300	CAROL A LEWIS	65.48
248722	059380	LIBRARY VIDEO COMPANY	954.00
248723	059470	LIEN TERMITE & PEST CONTROL INC	1,817.00
248724	132397	AIMEE L LIMONGI	11.06
248725	131472	LINES OF COMMUNICATION	1,169.55
248726	059577	LINGUISYSTEMS, INC.	272.57
248728	059560	LINWELD INC	3,770.05
248729	131970	LITHIA FORD OF OMAHA	57.36
248730	133758	KRAIG J LOFQUIST	58.98
248731	133027	TRACY LOGAN	209.63
248732	059866	STACY L LONGACRE	331.26
248733	131141	JON T LOPEZ	66.93
248734	134061	PABLO LOPEZ	42.75
248735	059900	JANICE A LORENZEN	142.11
248736	102636	LORMAN BUSINESS CENTER INC	837.00
248737	099965	LOVE AND LOGIC INSTITUTE INC	99.00
248738	060111	LOVELESS MACHINE & GRINDING	114.40
248739	131397	LOWE'S HOME CENTERS INC	1,242.84
248740	057770	LRP PUBLICATIONS INC	37.95
248741	060121	BRYAN A LUBBERS	59.66
248742	133804	JONATHAN A LUCHT	61.11
248743	107602	LUMBERMEN'S BRICK & SUPPLY INC	76.80
248744	132802	M-F ATHLETIC CO.	123.75
248745	099321	MACKIN BOOK COMPANY	124.98
248746	063574	W H TALBOTT INC	249.95
248747	063582	MARY A MAGSTADT	15.52

Date: 11/2/05

# Millard Public Schools

## Check Register

22

Prepared for the Board Meeting of November 7, 2005

Check No	Vend No	Vendor Name	Amount
248748	063920	MARCO PRODUCTS INC	74.69
248750	133505	SUSAN N MARLATT	21.83
248751	131303	DEBRA J MARTINEZ	38.80
248753	064184	MATERIALS COMPANY OF BOSTON LLC	4,342.52
248754	099328	MATHEMATICAL OLYMPIADS	89.00
248755	108052	MAX I WALKER	1,054.15
248756	101129	MAYER JOHNSON INC	790.00
248757	107123	SUSAN P MCADAM	29.10
248758	133809	MARY M MCCABE	126.65
248761	133898	MCGILL RESTORATION INC.	545.00
248762	063349	MCGRAW-HILL COMPANIES	9,202.16
248763	063361	ALBERT G MCKAIN	37.13
248764	099781	MCQUEENY LOCK COMPANY	107.00
248765	064260	MECHANICAL SALES INC.	3,164.56
248766	102560	MEDCO COMPANY	198.50
248767	133998	SUZANNE MELLIGER	59.17
248768	064413	MENARDS INC	173.95
248769	101889	MEP INC	16.50
248773	133915	METAL CRAFT	727.42
248774	064600	METAL DOORS & HARDWARE COMPANY INC	847.00
248775	102466	WYMAN L MARTINEK	577.50
248776	102870	MIDLAND COMPUTER INC	9,751.65
248777	648477	MIDLANDS MESSENGER SERVICE INC	148.00
248778	064950	MIDWEST METAL WORKS INC	769.40
248779	131020	MIDWEST MINOR MEDICAL, P.C.	195.00
248781	065200	MIDWEST TECHNOLOGY PRODUCTS & SERV	916.43
248782	065233	MIDWEST TURF & IRRIGATION INC	701.69
248783	065300	MILLARD DRYWALL SERVICES, INC.	281.36
248784	107812	MILLARD FAMILY EYECARE PC	255.00
248785	065400	MILLARD LUMBER INC	267.30
248786	107560	MILLARD METAL SERVICES INC.	270.00
248787	065410	MILLARD SCHOOLS ADMINISTRATIVE	69.60
248788	131716	BRAD S MILLARD	145.96
248789	131328	MILLER ELECTRIC COMPANY	1,867.80
248790	107537	LINDA A MILLER	30.08
248791	065316	GLENN L MILLERD	29.40
248792	065810	MIRACLE RECREATION	710.82
248793	134314	MOBILE COMMUNICATIONS	57.00
248794	131498	MOJO RIZIN' INC	76.86
248795	066083	KAREN F MONTGOMERY	25.85
248796	134532	MORRISSEY ENGINEERING INC	435.00
248797	066137	JUNE E MORRISSEY	155.20
248798	066185	MOSS ENTERPRISES INC	743.60
248799	066189	MOTION INDUSTRIES INC	28.86
248800	063150	MSC INDUSTRIAL SUPPLY CO	1,898.92
248801	066490	JANIS R MULLINS	29.10

Date: 11/2/05



# Millard Public Schools

## Check Register

23

Prepared for the Board Meeting of November 7, 2005

Check No	Vend No	Vendor Name	Amount
248802	063115	MULTI-HEALTH SYSTEMS	280.80
248803	133712	MURPHY TRACTOR & EQUIPMENT CO	729.91
248805	066555	MUSIC ALIVE	269.00
248806	066608	MUSIC TEACHERS SUPPLY LLC	217.76
248807	131395	DARREN D MYERS	112.52
248808	067030	CYNTHIA D NABITY	15.82
248809	066996	NAPA/GENUINE PARTS COMPANY	44.48
248810	067000	NASCO	271.40
248811	103012	NATIONAL BUSINESS EDUCATION ASSOC	140.00
248812	102087	NATIONAL GEOGRAPHY OLYMPIAD	160.00
248813	099638	NATIONAL LANGUAGE ARTS OLYMPIAD	185.00
248814	067801	NATIONAL MIDDLE SCHOOL ASSOC	219.00
248815	132854	NATIONAL SAFETY COUNCIL	300.00
248816	067996	JOHN C NOWELL	225.39
248817	068027	NATIONAL SCIENCE OLYMPIAD	185.00
248818	108416	WILLIAM B NATTERMANN	21.34
248820	134321	NE DOL/BOILER INSPECTION PROGRAM	2,850.00
248822	068334	NEBRASKA AIR FILTER INC	3,029.58
248823	068343	NEBRASKA ASSOC OF SCHOOL BOARDS	273.00
248824	068340	NEBRASKA ASSOCIATION FOR GIFTED	150.00
248825	068415	NEBRASKA COUNCIL OF SCHOOL	926.00
248826	068440	NEBRASKA DEPARTMENT OF EDUCATION	150.00
248827	068445	NEBRASKA FURNITURE MART INC	5,504.98
248828	135030	RUSSELL BLANKENFELD	5,720.00
248829	134157	NEBRASKA MEDICAL CENTER	5,100.00
248830	068466	NEBRASKA PRINTING CENTER	2,340.30
248831	068684	NEBRASKA SCIENTIFIC	46.30
248832	068737	NEBRASKA SPEECH LANGUAGE & HEARING	321.50
248834	131476	NEBRASKA TURF PRODUCTS	7,629.64
248835	068801	NEBRASKA WORKFORCE DEVELOPMENT	2,006.67
248836	133989	NEBRASKA WORKFORCE DEVELOPMENT	225.00
248837	068951	MICHAEL L NEEMANN	59.66
248838	134985	DOREEN K NELSON	65.94
248839	131550	NANCY G NELSON	18.92
248840	069060	ROBIN K NELSON	35.89
248841	108288	NETPRO COMPUTING INC	2,112.00
248842	131689	NEWS-2-YOU	79.00
248843	099374	NEWSWEEK INC	20.00
248844	069099	CAROL C NEWTON	131.37
248845	069561	LYNNE NEWVILLE	110.76
248846	109843	NEXTEL PARTNERS INC	11,663.80
248847	055400	MARTHA E NIELSEN	42.78
248848	067013	NIMCO INC	188.38
248849	069675	NOBBIES INC	200.26
248850	069689	NOGG CHEMICAL & PAPER	638.80
248851	069930	NOVA HEALTH EQUIPMENT COMPANY	1,037.00

Date: 11/2/05

# Millard Public Schools

## Check Register

24

Prepared for the Board Meeting of November 7, 2005

Check No	Vend No	Vendor Name	Amount
248852	099567	NOVELL INC	174.50
248853	131265	JILL M NUISMER	66.93
248854	069945	NUTS & BOLTS INC	123.16
248855	134227	ANDREA J O'ROURKE	79.54
248857	050042	ANNE M OETH	125.09
248862	100013	OFFICE DEPOT BUS. SVCS. DIV.	14,450.23
248863	101147	OFFICE MAX #521	87.56
248864	099625	OFFICE SYSTEMS DIVISION, INC.	213.70
248865	070245	OHARCO DISTRIBUTORS	712.04
248866	134990	BRITTANY A OKINS	100.79
248867	070473	ELIZABETH A OLSON	63.89
248868	135029	BARBARA M OLTMANS	48.50
248870	071024	OMAHA TRACTOR, INCORPORATED	239.55
248871	071025	OMAHA TRUCK CENTER INC	245.08
248872	071040	OMAHA WINNELSON COMPANY	124.80
248873	071053	OMAHA WORLD HERALD (EDUC)	497.00
248874	071050	OMAHA WORLD HERALD CO	182.26
248875	107815	ON LINE IMAGING SERVICES LLC	180.00
248876	133850	ONE SOURCE	1,988.20
248877	071138	ORIENTAL TRADING COMPANY	155.90
248879	130092	MARY M OSTERLOH	78.57
248880	107193	OTIS ELEVATOR COMPANY	777.94
248881	071190	OVERHEAD DOOR COMPANY OMAHA	192.50
248882	071515	PAINTIN PLACE CERAMICS INC	473.19
248883	134958	PAPIO VALLEY NURSERY INC	416.25
248884	134802	DAVID M PARK	129.66
248885	108098	ANGELO D PASSARELLI	362.73
248886	134919	KINNARI PATEL	105.46
248887	020175	PAUL H BROOKES PUBLISHING CO	88.60
248888	071771	LT NEIL P. PAULISON	792.00
248889	071850	PAXTON PATTERSON	796.30
248890	071891	PAYFLEX SYSTEMS USA INC	5,471.60
248891	102047	PAYLESS OFFICE PRODUCTS INC	54.10
248892	131610	PATRICIA D BUFFUM	180.00
248893	071305	PBS VIDEO	55.90
248894	071353	WARFIELD PCI LIMITED	131.95
248895	071947	PAULA A PEAL	13.00
248896	102699	PEARSON EDUCATION	5,423.69
248897	109027	PEARSON EDUCATION	5,267.00
248898	099302	PEGLER-SYSCO FOOD SERVICE CO	638.73
248899	132953	CASTULO PENA-MORALES	25.52
248901	072216	PERMA BOUND	171.00
248902	134365	VICKY L PETERSON	89.73
248903	134082	LORI J PICK	39.39
248904	134428	ELIZABETH A PIERCE	77.65
248905	072516	MARK R PILKINGTON	65.96

Date: 11/2/05

# Millard Public Schools

## Check Register

25

Prepared for the Board Meeting of November 7, 2005

Check No	Vend No	Vendor Name	Amount
248906	130721	MARY J PILLE	241.08
248908	072760	PITSCO INC	5,467.06
248909	108071	PITTSBURGH PAINT-5508	17.72
248910	072785	PLANK ROAD PUBLISHING INC	260.75
248911	130504	PLATTE VALLEY EQUIPMENT CO	230.00
248912	134906	PLAYFIT EDUCATION	99.00
248913	130332	SHARON L POISEL	311.04
248914	073011	JUDITH E PORTER	48.12
248915	079051	POSITIVE PROMOTIONS INC	205.24
248917	131835	PRAIRIE MECHANICAL CORP	1,749.00
248918	073231	PRECISION INDUSTRIES, INC.	292.77
248919	072349	PREMIER AGENDAS INC	158.45
248920	134531	MIKE GUTHRIE	102.70
248922	134744	R & F HOBBIES INC	644.10
248923	134956	F & W PUBLICATIONS	16.18
248924	073427	PRO-ED INC	655.60
248925	073495	PROFESSIONAL AUDIOLOGY AND	7,271.95
248927	132713	PROTEX CENTRAL INC	2,475.00
248928	073650	PRUFROCK PRESS INC	39.80
248929	073040	PSI GROUP-OMAHA	10,000.00
248931	090673	QWEST	52.66
248932	090673	QWEST	4,943.22
248933	090673	QWEST	32,404.48
248934	099219	RADIOSHACK CORP	2,214.15
248935	078250	RALSTON PUBLIC SCHOOLS	44,626.50
248936	134430	RANDOM HOUSE INC	72.50
248937	134234	MARIA D RANGEL	42.53
248938	078420	RAWSON & SONS ROOFING, INC.	19,355.00
248939	109810	BETHANY B RAY	153.75
248940	102568	READ NATURALLY	38.50
248941	132837	READERS DIGEST NATIONAL WORD	50.00
248942	102949	READING HELPER INC.	49.50
248943	100642	REALLY GOOD STUFF INC	52.80
248944	078670	REAMS SPRINKLER SUPPLY COMPANY INC	190.80
248945	132808	REBECCA SNYDER SPEECH SERVICES	12,791.25
248946	134236	BRUCE A REED	60.63
248947	133191	MATTHEW K REGA	28.13
248948	134858	JENNIFER L REID	85.99
248949	078958	REMEDIA PUBLICATIONS	268.94
248950	078967	RENTAL CITY	15.52
248952	079162	KAREN RICHTER	21.73
248953	132095	CHARLOTTE A RIEWER	162.72
248954	099555	RIVERSIDE PUBLISHING COMPANY	288.12
248955	079295	DALE H ROBINSON	108.64
248956	079310	ROCKBROOK CAMERA CENTER	883.70
248957	134882	LINDA A ROHMILLER	24.55

Date: 11/2/05

# Millard Public Schools

## Check Register

26

Prepared for the Board Meeting of November 7, 2005

Check No	Vend No	Vendor Name	Amount
248958	134081	EILEEN A RONCI	181.88
248959	079440	ROSENBAUM ELECTRIC INC	2,947.00
248961	084660	RS STOVER COMPANY	828.00
248962	107539	RUTH MUELLER ROBAK LLC	7,402.05
248963	130477	KATHRYN I RYAN	33.95
248964	101166	S & S WORLDWIDE INC	83.64
248965	079691	SADDLEBACK EDUCATIONAL INC	506.00
248966	101101	SAFETY KLEEN SYSTEMS INC	204.85
248967	081491	SAGE PUBLICATIONS, INC.	554.29
248968	081604	JEFFREY A SALBERG	140.17
248969	081625	ELIZABETH J SAMPLE	68.85
248970	041500	SAMUEL FRENCH INC	225.00
248971	081674	JULIE A SANDENE	40.74
248972	081640	JOAN M SANDERS	90.70
248973	081695	SARGENT WELCH	1,459.27
248974	081725	KIMBERLEY K SAUM-MILLS	46.32
248975	081800	SAX ARTS & CRAFTS INC	129.48
248976	131353	SCANTRON CORPORATION	965.23
248977	109806	BRENT J SCHADE	128.53
248979	131297	REBECCA H SCHERBRING	35.05
248980	106432	KELLI J SCHINSTOCK	56.02
248981	134174	ELIZABETH M SCHMIDT	51.22
248982	082100	SCHOLASTIC INC	414.68
248984	082140	SCHOLASTIC MAGAZINES	4,931.38
248985	082200	SCHOOL HEALTH CORPORATION	411.74
248986	130526	SCHOOL MEDIA ASSOCIATES LLC	51.88
248987	134878	MARGARET T VENTO-WILSON	1,102.50
248988	082350	SCHOOL SPECIALTY INC	818.67
248989	082395	CLAUDIA K SCHULTE	110.58
248990	082396	CURT H SCHULTE	101.85
248991	082460	MARK M SCHULTZE	21.25
248992	082475	SCIENCE KIT & BOREAL LABORATORIES	180.68
248993	082905	KIMBERLY A SECORA	28.57
248994	082910	SECURITY EQUIPMENT INC	6,522.86
248995	082920	MARTI K SEIBERLING	11.16
248996	082941	KELLY M SELTING	145.99
248997	082960	SERVICE REPRODUCTION COMPANY	2,466.11
248998	133498	SHARED MOBILITY COACH INC	3,326.40
248999	109800	AMY L SHATTUCK	116.65
249000	083175	SHEPPARD'S BUSINESS INTERIORS	40.00
249001	109830	MATTHEW V SHEPPARD	125.13
249002	130645	SHERWIN-WILLIAMS	840.83
249003	083186	MARK L SHIELDS	79.00
249004	083188	SHIFFLER EQUIPMENT SALES, INC.	327.05
249005	132941	LAURA A SHIPLER	11.64
249006	083190	LINDA S SHIRCK	89.56

Date: 11/2/05

# Millard Public Schools

## Check Register

27

Prepared for the Board Meeting of November 7, 2005

Check No	Vend No	Vendor Name	Amount
249007	135023	DONALD R SHIRLEY	16.03
249008	083219	SHOPKO STORE #056	99.06
249009	083221	SHOPNOTES	24.95
249010	102558	SHURLEY INSTRUCTIONAL MATERIALS	125.99
249011	083400	SIMPLEXGRINNELL	107.75
249012	083451	SIMPLICITY PATTERN COMPANY	18.95
249013	083452	SIMPSON SUPPLY	238.56
249017	132108	SKATELAND	94.50
249018	134887	SLACK INC	975.33
249019	134876	SMALLWOOD LOCK SUPPLY	1,502.40
249021	134921	HAFFISSATON SMITH	54.43
249022	107093	CHARLENE S SNYDER	53.36
249023	102264	SOFTWARE PLUS	5,649.28
249024	084019	SOL LEWIS ENGINEERING COMPANY	4,729.50
249025	067688	SOLUTION TREE LLC	759.41
249026	130722	LYON FINANCIAL SERVICES	1,473.37
249027	084081	SOUTH OMAHA TERMINAL WAREHOUSE CO	1,098.00
249028	131714	JOHN D SOUTHWORTH	40.31
249029	084326	SPORTIME	710.79
249030	084352	SPRAY EQUIPMENT & SERVICE	234.00
249031	109836	AMY ST. AMOUR	103.55
249032	101378	STAFF DEVELOPMENT FOR EDUCATORS	1,125.00
249033	084415	STANDARD STATIONERY SUPPLY CO	704.88
249034	134116	STATE STEEL OF OMAHA	1,380.70
249038	100217	STEPHENSON SCHOOL SUPPLY CO.	155.71
249039	130622	JEFFREY C. STORY	75.18
249041	106833	JAIME SUAREZ REYES	20.00
249042	084689	SULLIVAN SEWER SERVICE INC	185.00
249043	109822	BRAD D SULLIVAN	38.32
249044	084781	SUMMIT LEARNING	118.58
249045	133230	GLOBAL VIDEO LLC	145.54
249046	084907	SUNDERLAND BROTHERS COMPANY	7.03
249047	134845	SUNTEX INTERNATIONAL INC	405.03
249048	084930	SUPER DUPER INC	1,109.31
249049	102869	SUPER SAVER #20	461.75
249050	084956	SUPERIOR SPA & POOL	24.18
249051	084959	JAMES V SUTFIN	112.15
249052	134590	SWAIN CONSTRUCTION INC	42,728.40
249053	084980	SWAN ENGINEERING & SUPPLY CO INC	12.00
249054	130911	SWANDA BUSINESS FORMS	799.25
249055	107497	DIANE M SWEETMAN	152.93
249056	132417	JAMES D SWITZER	23.28
249057	132191	TRINA A SWITZER	51.27
249058	134987	JOHN P SWOBODA	108.64
249059	133300	JAMES E FRICK INC	605.49
249060	088654	TARGET	482.51

Date: 11/2/05

# Millard Public Schools

## Check Register

28

Prepared for the Board Meeting of November 7, 2005

Check No	Vend No	Vendor Name	Amount
249061	088654	TARGET	70.97
249062	132962	CHILDCRAFT EDUCATION CORPORATION	294.19
249063	088709	AMERICAN EAGLE COMPANY INC	252.45
249064	101393	GLOBAL VIDEO LLC	428.00
249066	088830	TED'S MOWER SALES & SERVICE INC	109.10
249068	133969	TENNANT SALES & SERVICE COMPANY	5,075.74
249069	049700	TERRY HUGHES TREE SERVICE	750.00
249070	089130	THACKER ELECTRIC	62.55
249071	102822	THERAPRO INC	61.47
249072	131159	JONATHON C THOMPSON	69.84
249074	051572	THOMSON LEARNING	70,560.21
249075	107959	NANCY C THORNBAD	122.56
249076	135006	STEVE D THRONE	29.78
249077	089318	A. GERALD TIEGER	30.66
249078	132493	GREGORY E TIEMANN	30.80
249079	132140	TILT GOLF	72.00
249080	106807	JEAN M TOOHER	100.79
249081	089577	TOOL HOSPITAL	39.40
249082	089572	TOOL SHED INC	205.82
249084	131446	TOSHIBA AMERICA INFO SYS INC	4,482.00
249085	089574	TOTAL MARKETING INC	1,172.00
249086	132138	TOYOTA FINANCIAL SERVICES	463.42
249087	101470	TOYS R US	196.87
249088	108055	TRADE WELL PALLET INC	660.00
249089	106364	AMERICAN STANDARD INC	1,468.50
249090	133826	MIRIAM R TREDWAY	10.67
249092	106493	TRITZ PLUMBING, INC.	12,887.03
249093	132268	LYNNE A TRUMAN	65.54
249094	134054	DAVIS EQUIPMENT CORPORATION	212.95
249095	131819	JEAN R UBBELOHDE	248.17
249096	090678	UNISOURCE	2,116.02
249097	090214	UNITED ELECTRIC SUPPLY CO INC	1,170.33
249098	109861	UNITED EQUIPMENT SERVICES CO INC	551.50
249099	134394	UNITED LABORATORIES INC	600.11
249100	090250	UNITED SEEDS INC.	2,700.00
249101	068875	UNIV OF NE MED CENTER	120.00
249102	133435	UNIVERSAL INFORMATION SERVICE	295.50
249103	100096	UNIVERSITY OF NE AT LINCOLN	260.00
249105	068834	UNIVERSITY OF NEBRASKA-LINCOLN	30.00
249106	090900	UNIVERSITY PUB, INC.	8,151.25
249107	090973	UPSTART	145.47
249108	099266	USA TODAY	249.00
249109	091040	VALENTINOS INC	203.92
249111	083340	VERNE SIMMONDS COMPANY	468.67
249113	130676	VISITING NURSES HEALTH SERVICES	2,176.00
249114	092600	VOSS ELECTRIC CO	82.68

Date: 11/2/05

# Millard Public Schools

## Check Register

29

Prepared for the Board Meeting of November 7, 2005

Check No	Vend No	Vendor Name	Amount
249115	092789	WALDINGER CORPORATION	616.92
249116	092834	WALKER TIRE INC	224.72
249117	093008	BARBARA N WALLER	129.11
249118	131112	LINDA WALTERS	58.69
249119	131817	KRISTINE M WARD	53.35
249120	093650	WARD'S NATURAL SCIENCE INC	154.78
249121	134884	JULIE K WARNEMUNDE	118.00
249122	093765	WATER ENGINEERING, INC.	4,431.00
249123	133438	HEIDI J WEAVER	163.46
249124	134979	MARIA T WEAVER	30.00
249125	130269	MELISSA L WEAVER	70.33
249126	093976	WEEKLY READER CORPORATION	1,077.56
249127	093978	BECKY S WEGNER	263.03
249129	134943	JESSICA WELLS	15.15
249131	131998	RICHARD M WERKHEISER	41.23
249132	094138	WERNERS PAINT & WALLCOVERINGS	79.90
249133	010698	WESCO DISTRIBUTION INC	225.13
249134	094174	WEST MUSIC COMPANY	6,243.49
249135	107563	CAROL M WEST	90.21
249136	094350	WESTERN PSYCHOLOGICAL SERVICES	55.00
249137	105619	WESTERN TRAILER LEASING INC	200.00
249140	094245	WESTLAKE ACE HARDWARE INC	1,281.05
249141	094630	WESTONE LABORATORIES	26.75
249142	094650	WESTSIDE COMMUNITY SCHOOLS	704.00
249143	092637	WGBH BOSTON VIDEO	37.90
249145	131644	MORGAN C WHALE	24.25
249147	133061	JACKIE L WHISENHUNT	97.97
249148	094751	DEBBY A WHITAKER	145.12
249149	133663	WHITE CAP CONSTRUCTION SUPPLY	479.58
249150	134072	ROBIN L WIAR	97.00
249151	094859	WIESER EDUCATIONAL INC	68.09
249152	133448	JESSICA L WILKINSON	87.79
249153	102785	WILLIAM V MACGILL & CO	1,372.80
249155	109073	CRAIG J WOLF	74.69
249156	095349	WOODWIND & BRASSWIND OF SO BEND LLC	63.55
249157	130716	SUSAN J WOOSTER	127.28
249158	095362	NANCY R MCGRATH	422.12
249160	095491	GLEN E WRAGGE	254.14
249161	134077	JAYME M WRATCHFORD	135.03
249162	130745	PATRICIA H WRIGHT	31.01
249164	100578	WT COX SUBSCRIPTIONS INC	16,223.80
249165	101370	XEROX CORPORATION (ORDERS)	13,024.00
249166	101370	XEROX CORPORATION (ORDERS)	17,028.00
249167	107538	YELLOW TRANSPORTATION INC	1,135.32
249168	096200	YOUNG & WHITE	13,050.49
249169	134923	AUSRA ZALANSKIENE	124.74

Date: 11/2/05

# Millard Public Schools

## Check Register

30

Prepared for the Board Meeting of November 7, 2005

Check No	Vend No	Vendor Name	Amount
249170	132194	CATHY C ZINNECKER	50.68
<b>Total for GENERAL FUND</b>			<b>1,362,368.15</b>
19269	133502	ARAMARK	437,796.78
19270	010071	CALICO INDUSTRIES, INC.	424.40
19271	106893	CULLIGAN WATER CONDITIONING	21.06
19272	032872	DENNIS SUPPLY COMPANY	134.28
19273	010178	LINDA M DOYLE	50.93
19274	107993	MILLARD PUBLIC SCHOOLS SUMMER	17.75
19275	109843	NEXTEL PARTNERS INC	145.53
19276	100013	OFFICE DEPOT BUS. SVCS. DIV.	376.81
<b>Total for FOOD SERVICE</b>			<b>438,967.54</b>
247852	025689	COMPUTER CABLE CONNECTION INC	21,417.41
247854	094249	DURHAM WESTERN HERITAGE MUSEUM	300.00
248318	073610	PROGRESS PUBLICATIONS	592.90
248341	134736	ALL PURPOSE UTILITIES INC	74,728.00
248366	010053	ATD AMERICAN CO	602.71
248369	135013	JESSICA J BADER	84.24
248376	099646	BARNES & NOBLE BOOKSTORE(OAKV)	17.52
248385	133480	BERINGER CIACCIO DENNELL MABREY	249.27
248391	135014	JAIME A. BIZAL	182.59
248443	106251	CHILDRENS HEALTH MARKET INC	602.25
248457	026057	CONTROL MASTERS INC	60,918.25
248498	107232	DLR GROUP INC	50.43
248500	130648	DOSTALS CONSTRUCTION CO INC	47,000.00
248520	037900	DELTA EDUCATION LLC	148.72
248526	038100	ELECTRIC FIXTURE & SUPPLY	55.08
248537	035610	ETA/CUISENAIRE	84.32
248538	132472	EVAN-MOOR EDUCATIONAL PUBLISHERS	111.42
248540	038475	EXCEL ELECTRIC INC	328.79
248557	041100	FOLLETT LIBRARY RESOURCES	2,098.35
248568	043760	GALLUP ORGANIZATION	32.44
248586	099888	GRAYBAR ELECTRIC COMPANY INC	305.14
248597	047800	HAMMOND & STEPHENS	48.51
248603	047855	HARCOURT INC	49.33
248616	048710	HIGHSMITH COMPANY INC	818.58
248636	135018	CHRISTINA M HUTCHINSON	75.00
248712	099217	LAKESHORE LEARNING MATERIALS	1,181.35
248715	130792	LEARNING RESOURCES	89.25
248724	132397	AIMEE L LIMONGI	225.53
248762	063349	MCGRAW-HILL COMPANIES	233.43
248810	067000	NASCO	3.78
248816	067996	JOHN C NOWELL	29.99
248827	068445	NEBRASKA FURNITURE MART INC	917.33
248862	100013	OFFICE DEPOT BUS. SVCS. DIV.	79.48
248916	073210	PRAIRIE CONSTRUCTION COMPANY	38,240.50

Date: 11/2/05



# Millard Public Schools

## Check Register

31

Prepared for the Board Meeting of November 7, 2005

Check No	Vend No	Vendor Name	Amount
248938	078420	RAWSON & SONS ROOFING, INC.	4,900.00
248978	081880	SCHEMMER ASSOCATES INC	13,448.86
248988	082350	SCHOOL SPECIALTY INC	2,144.32
249016	134914	KRISTIN L SISK	75.00
249020	099592	SMILE MAKERS, INC.	253.60
249052	134590	SWAIN CONSTRUCTION INC	27,270.00
249060	088654	TARGET	195.62
249062	132962	CHILDCRAFT EDUCATION CORPORATION	121.90
249067	134851	TREVOR L TEMPLAR	69.48
249083	134280	TOSHIBA AMERICA BUSINESS SOLUTIONS	5,059.00
249106	090900	UNIVERSITY PUB, INC.	864.00
249110	134803	HELEN A VANRIPER	64.16
249112	092323	VIRCO MANUFACTURING CORP	2,894.40
249159	095371	WORLD ALMANAC EDUCATION	15.93
249164	100578	WT COX SUBSCRIPTIONS INC	681.21
<b>Total for SPECIAL BUILDING</b>			<b>309,959.37</b>
248320	134790	VAN WALL TURF & IRRIGATION	30,475.00
248354	012989	APPLE COMPUTER, INC.	119,852.91
248484	102577	DELL MARKETING LP	11,184.32
248580	132152	GOVCONNECTION INC	999.70
248615	132423	HEWLETT PACKARD CO	3,943.55
248695	133837	KLEINFELDER INC	1,300.90
248725	131472	LINES OF COMMUNICATION	2,999.25
248760	100944	MCDONALD & ASSOCIATES INC	690.95
248776	102870	MIDLAND COMPUTER INC	7,331.61
<b>Total for CONSTRUCTION</b>			<b>178,778.19</b>
247853	130908	DOUGLAS COUNTY SCHOOL DIST.28-0001	500.00
247857	130283	KARA L HUTTON	48.00
247860	099965	LOVE AND LOGIC INSTITUTE INC	198.00
247870	101378	STAFF DEVELOPMENT FOR EDUCATORS	465.00
247893	081630	SAM'S CLUB DIRECT	194.49
248302	011651	AMERICAN EXPRESS	10,178.29
248312	067014	NSCSS	375.00
248348	012450	AMERICAN RED CROSS HEARTLAND	88.10
248367	013511	ATTAINMENT COMPANY INC	207.90
248387	018705	BERNINA SEWING CENTER	13,053.00
248396	101582	BOOKSOURCE	209.51
248397	101364	BOOKWORM	78.96
248399	019559	BOUND TO STAY BOUND BOOKS INC	435.00
248422	023831	CALLOWAY HOUSE INC	31.90
248446	099222	CLASSROOMDIRECT.COM	143.49
248485	099249	DELTA EDUCATION LLC	50.40
248486	032800	DEMCO INC	476.31
248510	094249	DURHAM WESTERN HERITAGE MUSEUM	1,825.00
248544	131826	ALICIA C FEIST	7.99

# Millard Public Schools

## Check Register

32

Prepared for the Board Meeting of November 7, 2005

Check No	Vend No	Vendor Name	Amount
248554	135015	TANYA H FLETCHER	66.16
248562	134223	TERESA J FRIDRICH	151.46
248592	045305	GUILFORD PUBLISHING INC	330.00
248603	047855	HARCOURT INC	1,962.61
248615	132423	HEWLETT PACKARD CO	1,380.00
248630	135019	ROBIN A HOTCHKISS	10.00
248655	051795	INSTITUTE FOR EDUCATIONAL	175.00
248684	056215	KAPLAN EARLY LEARNING CO	59.62
248703	055039	KRISTI J KOZAK	10.00
248711	058755	LAIDLAW TRANSIT INC	456.10
248712	099217	LAKESHORE LEARNING MATERIALS	459.71
248718	106469	LEGO DACTA-PITSCO LLC	205.44
248737	099965	LOVE AND LOGIC INSTITUTE INC	267.00
248749	132149	DAVID MARKSON	4,590.00
248754	099328	MATHEMATICAL OLYMPIADS	178.00
248772	135022	REBECCA A MERTINS	26.75
248780	064980	MIDWEST SOUND & LIGHTING INC	1,149.00
248787	065410	MILLARD SCHOOLS ADMINISTRATIVE	6.80
248795	066083	KAREN F MONTGOMERY	60.00
248819	131412	NE DEPT OF HEALTH & HUMAN SERVICES	385.00
248833	099541	NEBRASKA STATE HISTORICAL SOCIETY	2,658.18
248862	100013	OFFICE DEPOT BUS. SVCS. DIV.	62.49
248907	132086	PIONEER VALLEY EDUCATIONAL PRESS	319.00
248928	073650	PRUFROCK PRESS INC	197.47
248982	082100	SCHOLASTIC INC	267.75
249065	101257	TEACHERS' CURRICULUM INSTITUTE	6,076.08
249104	068840	UNIVERSITY OF NE. AT OMAHA	8,916.87
249106	090900	UNIVERSITY PUB, INC.	527.00
249109	091040	VALENTINOS INC	55.47
249146	134027	DAN A WHIPKEY	2,800.00
249158	095362	NANCY R MCGRATH	195.40
<b>Total for GRANT FUND</b>			<b>62,570.70</b>
248376	099646	BARNES & NOBLE BOOKSTORE(OAKV)	15.96
248398	100056	BORDERS BOOKS & MUSIC	119.20
<b>Total for</b>			<b>135.16</b>
248317	133745	PRIMEX WIRELESS INC	954.27
248486	032800	DEMCO INC	112.17
248827	068445	NEBRASKA FURNITURE MART INC	176.00
248856	134765	ODERMATT FLOOR COVERING INC	1,175.69
248921	133745	PRIMEX WIRELESS INC	8,238.90
248926	134685	PROMAXIMA MANUFACTURING, LTD	11,675.00
249084	131446	TOSHIBA AMERICA INFO SYS INC	4,187.00
<b>Total for DEPRECIATION</b>			<b>26,519.03</b>
248504	130908	DOUGLAS COUNTY SCHOOL DIST.28-0001	459,867.90
<b>Total for INTERLOCAL FUND</b>			<b>459,867.90</b>

Date: 11/2/05

# Millard Public Schools

## Check Register

33

Prepared for the Board Meeting of November 7, 2005

Check No	Vend No	Vendor Name	Amount
247848	020550	BUREAU OF EDUCATION & RESEARCH	89.50
247877	134496	TORY FOX	128.00
247878	134930	TAYLOR GARDNER	88.00
247879	134931	AMANDA GOSCH	64.00
247881	135001	JACK KIELTY	24.00
247883	134932	REBEKAH MABREY	72.00
247884	134933	MACKENZIE MARTIN	96.00
247885	132764	ELIZABETH MARTY	96.00
247887	133857	ELIZABETH KALEN OHRT	132.00
247888	135000	MARY OLIVER	24.00
247891	134934	LINDSEY PIASKOWSKI	60.00
247892	134697	SARAH PIERSON	96.00
247894	132994	BRITTANY ANNE SLINGWINE	128.00
247897	134935	LISA TESAREK	128.00
247898	134699	CHELSEA TOMEK	64.00
247900	134617	DANI VETTER	32.00
247901	134936	ANGELA WEAVER	84.00
247902	134937	ASHTON WEBB	108.00
247903	133330	LORIN WELCH	128.00
247904	134701	JESSICA WOODRUFF	96.00
247905	134938	ALLISON WOOLCOTT	84.00
248373	132743	NICK BAKER	64.00
248424	132982	ANNA CAMPBELL	108.00
248429	134579	CAITLIN CARLSON	132.00
248465	134039	CROUCH RECREATIONAL DESIGN INC	6,192.00
248483	132744	BREANNA DEGEORGE	160.00
248500	130648	DOSTALS CONSTRUCTION CO INC	2,459.00
248507	134338	DEAN LOFTUS	150.00
248584	108163	FARRAH GRANT	120.00
248621	135002	BETHANY JEAN HIRST	40.00
248625	133938	SARA E HOOK	32.00
248679	134980	ABIGAIL C JORGENSEN	128.00
248682	132329	SOPHIE KAETER	180.00
248693	133279	COLLEEN KLAIBER	144.00
248694	132358	DAWN KLAIBER	135.00
248718	106469	LEGO DACTA-PITSCO LLC	50.00
248719	134913	ANDAM LEKO	96.00
248725	131472	LINES OF COMMUNICATION	765.00
248752	134981	BRETT MASTERSON	16.00
248759	133864	SEAN SAWYER MCCLAY	180.00
248770	134995	ALYSSA MERKEL	36.00
248771	134982	LYDIA ANN MERKEL	164.00
248804	134099	CAITLIN MURPHY	160.00
248869	099658	OMAHA CHILDRENS MUSEUM	164.25
248878	135003	BETHANY ORN	192.00
248900	133625	TERESA PENGILLY	165.00

Date: 11/2/05

# Millard Public Schools

## Check Register

34

Prepared for the Board Meeting of November 7, 2005

Check No	Vend No	Vendor Name	Amount
248930	134491	BRENT D QUANDT	96.00
248932	090673	QWEST	135.72
248933	090673	QWEST	312.50
248936	134430	RANDOM HOUSE INC	283.34
248951	134996	BECCA RICE	124.00
248960	134997	KATHERINE ROUNDS	160.00
249014	133628	EMILY SIROTKIN	144.00
249015	134998	SARAH SIROTKIN	60.00
249035	132328	KAYLA STAUFFER	180.00
249036	132984	MARIAH STAUFFER	144.00
249037	109821	SETH STAUFFER	225.00
249040	107428	JAMIE STUNKARD	120.00
249052	134590	SWAIN CONSTRUCTION INC	31,230.00
249128	134999	FAWN WEIHL	32.00
249130	094129	NICHOLAS LEE WENNSTEDT	120.00
249144	133865	JOSH WHALE	80.00
249154	134783	TREVOR BRYCE WILLIAMSON	56.00
<b>Total for ACTIVITY FUND</b>			<b>47,356.31</b>
247849	033900	CLERK OF DOUGLAS COUNTY COURT	290.36
247861	134975	DANIEL MACIAS	241.22
<b>Total for</b>			<b>531.58</b>
<b>Report Total</b>			<b>2,887,053.93</b>

15  
12



Enclosure F.1.  
November 7, 2005

---

Don Stroh Administration Center • 5606 So. 147th Street • Omaha, NE 68137-2604 • (402) 895-8200 • Fax (402) 895-8409

November 2, 2005

TO: Board Members

FROM: Amy Friedman

RE: Employees of the Month

The Employees of the Month for November are Nicole Chudomelka, information specialist at Black Elk Elementary, and Cindy Wrenn, secretary at Abbott Elementary.

AF:sp

12

13

14

New Business

20  
11  
15



## AGENDA SUMMARY SHEET

**AGENDA ITEM:** Award of Elementary #24 Public Improvements Contract

**MEETING DATE:** November 7, 2005

**DEPARTMENT:** General Administration

**TITLE & BRIEF DESCRIPTION:** Award of Elementary #24 Public Improvements Contract – The acceptance of the bids related to the public improvements associated with the development of the site for Elementary #24.

**ACTION DESIRED:** Approval  Discussion  Information Only

**BACKGROUND:** The bids for the public improvement work were received on October 25<sup>th</sup>. A copy of the bid tab is attached. The recommendation is to award the contract to the low bidder, Heimes Corp.

**OPTIONS AND ALTERNATIVES:** n/a

**RECOMMENDATION:** It is recommended that the Public Improvements Contract related to Elementary #24 be awarded to Heimes Corporation in the amount of \$92,231.25 and that the Associate Superintendent for General Administration be authorized and directed to execute any and all documents related to such project.

**STRATEGIC PLAN REFERENCE:** n/a

**IMPLICATIONS OF ADOPTION/REJECTION:** n/a

**TIMELINE:** Immediate

**RESPONSIBLE PERSON:** Bill Cramer (TSA), Don Mohlman (MRI), and Ken Fossen, Associate Superintendent (General Administration)

**SUPERINTENDENT'S APPROVAL:**



16



October 25, 2005

Mr. Ken Fossen  
Don Stroh Administration Center  
5606 South 147<sup>th</sup> Street  
Omaha, Nebraska 68137

RE: MPS Site #24 Public Improvements  
TSA Project No. 05019.004

Dear Mr. Fossen:

Proposals were received at Don Stroh Administration Center until 1:30 p.m. on October 25, 2005 for construction of the above-referenced project. Enclosed please find both the tabulation sheet of all bids received and the Engineer's Estimate.

After careful consideration and review of the proposals as submitted, it is our recommendation that the low bid, as submitted by Heimes Corporation in the amount of \$92,231.25, be awarded and accepted.

Upon approval of our recommendation, please sign and return the enclosed Notice of Award. We will then draw up the contract, obtain the necessary signatures, and submit the executed contract to you.

Sincerely,

THE SCHEMMER ASSOCIATES INC.  
Architects – Engineers

Brock M. Beran, E.I.T., L.S.I.T.  
Civil Engineer

Enclosures

jl:P/

*Employee Owned*

**Architects  
Engineers**

1044 North 115th Street, Suite 300  
Omaha, Nebraska 68154-4436  
402.493.4800  
fax 402.493.7951  
www.schemmer.com

**TABULATION OF BIDS**

Project: *MPS Site #24  
Public Improvements  
Omaha, Nebraska*



Date of Letting: October 25, 2005  
Time of Letting: 1:30 P.M.  
Location: Don Stroh Administration Center  
TSA Project No.: 05019.004

Item #	Description	Estimated Quantities		HEIMES CORPORATION		NEUVIRTH'S CONSTRUCTION INC.						AVERAGE UNIT PRICE	HIGH UNIT PRICE	LOW UNIT PRICE
				Unit Price	Bid Amount	Unit Price	Bid Amount	Unit Price	Bid Amount	Unit Price	Bid Amount			
1.	EARTHWORK (EMBANKMENT)	570.0	CY	1.40	798.00	6.00	3,420.00	0.00	0.00	0.00	0.00	1.85	6.00	0.00
2.	SUBGRADE PREPARATION	1920.0	SY	1.80	3,456.00	3.00	5,760.00	0.00	0.00	0.00	0.00	1.20	3.00	0.00
3.	7" CONCRETE PAVEMENT - TYPE L65	1657.0	SY	29.50	48,881.50	31.00	51,367.00	0.00	0.00	0.00	0.00	15.13	31.00	0.00
4.	CONSTRUCT 24" R.C.P., CLASS III	20.0	LF	44.00	880.00	45.00	900.00	0.00	0.00	0.00	0.00	22.25	45.00	0.00
5.	CONSTRUCT 36" R.C.P., D(0.01)=1,350	291.0	LF	65.00	18,915.00	67.00	19,497.00	0.00	0.00	0.00	0.00	33.00	67.00	0.00
6.	CONSTRUCT 54" I.D. MANHOLE	11.0	VF	290.00	3,190.00	250.00	2,750.00	0.00	0.00	0.00	0.00	135.00	290.00	0.00
7.	CONSTRUCT 15" PCC COLLAR	1.0	EA	450.00	450.00	250.00	250.00	0.00	0.00	0.00	0.00	175.00	450.00	0.00
8.	CONSTRUCT 8" SANITARY SEWER PIPE	10.0	LF	20.50	205.00	40.00	400.00	0.00	0.00	0.00	0.00	15.13	40.00	0.00
9.	CONSTRUCT 15" SANITARY SEWER PIPE	33.9	LF	35.00	1,186.50	50.00	1,695.00	0.00	0.00	0.00	0.00	21.25	50.00	0.00
10.	CONSTRUCT 54" I.D. SANITARY MANHOLE	12.9	VF	290.00	3,741.00	250.00	3,225.00	0.00	0.00	0.00	0.00	135.00	290.00	0.00
11.	CONSTRUCT 8" PIPE PLUG	1.0	EA	200.00	200.00	25.00	25.00	0.00	0.00	0.00	0.00	56.25	200.00	0.00
12.	CONSTRUCT 15" PIPE PLUG	1.0	EA	200.00	200.00	75.00	75.00	0.00	0.00	0.00	0.00	68.75	200.00	0.00
13.	CONSTRUCT 24" PIPE PLUG	2.0	EA	200.00	400.00	125.00	250.00	0.00	0.00	0.00	0.00	81.25	200.00	0.00
14.	CONSTRUCT ROCK RIP-RAP - TYPE "B"	112.5	TON	29.00	3,262.50	26.00	2,925.00	0.00	0.00	0.00	0.00	13.75	29.00	0.00
15.	CONSTRUCT 36" CMP	33.0	LF	42.00	1,386.00	47.00	1,551.00	0.00	0.00	0.00	0.00	22.25	47.00	0.00
16.	CONSTRUCT 36" OUTLET STRUCTURE	1.0	EA	3,200.00	3,200.00	4,500.00	4,500.00	0.00	0.00	0.00	0.00	1,925.00	4,500.00	0.00
17.	SEEDING - SUPERTURF I	1573.0	SY	0.75	1,179.75	1.25	1,966.25	0.00	0.00	0.00	0.00	0.50	1.25	0.00
18.	EARTHWORK - FAULTY TRENCH MATERIAL - REMOVE AND REPLACE	20.0	CY	15.00	300.00	10.00	200.00	0.00	0.00	0.00	0.00	6.25	15.00	0.00
19.	CONSTRUCT BROKEN BACK PIPE CONNECTION	1.0	EA	400.00	400.00	1,500.00	1,500.00	0.00	0.00	0.00	0.00	475.00	1,500.00	0.00
<b>TOTAL BID:</b>					<b>\$92,231.25</b>		<b>\$102,256.25</b>		<b>\$0.00</b>		<b>\$0.00</b>	<b>\$3,203.81</b>	<b>\$7,964.25</b>	<b>\$0.00</b>

18

## AGENDA SUMMARY SHEET

**AGENDA ITEM:** Awarding of Contract for Elementary #24 Building

**MEETING DATE:** November 7, 2005

**DEPARTMENT:** General Administration

**TITLE & BRIEF DESCRIPTION:** Awarding of Contract for Elementary #24 Building – The receipt of the bids and the awarding of the contract for the construction of the Elementary #24 building.

**ACTION DESIRED:** Approval  Discussion  Information Only

**BACKGROUND:** Bids for the construction of Elementary #24 were received on October 25<sup>th</sup>. A copy of the bid tab is attached.

The recommendation is to go with the low bid with Alternate #1 (a deduct of \$35,000 for EIFS), Alternate #3 (an addition of \$9,000 for a significant upgrade in carpet quality), and Alternate #5 (a deduct of \$5,500 for using an alternate vendor for the playground equipment).

The low bid was within the budget for the project (see information attached).

**OPTIONS AND ALTERNATIVES:** n/a


**RECOMMENDATION:** It is recommended the Elementary #24 building construction contract be awarded to Construct, Inc. in the amount of \$6,435,500 with such amount including the Base Bid and Alternates #1, #3, and #5 and that the Associate Superintendent for General Administration be authorized and directed to execute any and all documents related to such project.

**STRATEGIC PLAN REFERENCE:** n/a

**IMPLICATIONS OF ADOPTION/REJECTION:** n/a

**TIMELINE:** Immediate

**RESPONSIBLE PERSON:** Ken Fossen, Associate Superintendent (General Administration)

**SUPERINTENDENT'S APPROVAL:** 

17



October 27, 2005

Mr. Kenneth J. Fossen, J.D.  
 Associate Superintendent  
 Millard Public Schools  
 Don Stroh Administration Center  
 5606 South 147<sup>th</sup> Street  
 Omaha, NE 68137-2604

Re: MPS Elementary School #24  
 TSA Project No. 05019.005

Dear Mr. Fossen:

Please find attached Bid Tabulation for bids received for the new MPS Elementary School #24. Bids were received on Tuesday, October 25, 2005 at 2:00 P.M. The apparent low bidder is Construct Inc. with a lump sum base bid of \$6,467,000.

We have reviewed their qualifications statement (AIA Document A305) and they have completed several school projects for Fremont Public Schools (three projects), Omaha Public Schools (two projects) and some smaller work with Council Bluffs Public Schools in the recent past. They also were the contractor on your Aldrich Elementary School completed in 1994. Although none of their recent school projects were of similar dollar volume to MPS #24, they do list several projects over seven million, including the Council Bluffs Public Library. I have called the following references who worked with them on the school related work:

Mr. Steve Mainelli, BCDM  
 Re: Council Bluffs Schools and OPS Washington Elementary

Mr. Jim Berg, BVH  
 Re: Fremont Public Schools


Mr. Mark Sommer, Jacobs Facilities  
 Re: OPS Jackson Elementary

After discussions with the references noted above and our experiences from Aldrich Elementary, we feel that Construct Inc. is qualified to be the contractor for your MPS Elementary School #24. All reported quality work, good preparation and follow up for construction meetings, attention to schedule and fair in processing changes to the contract.

**Architects  
 Engineers**

1044 North 115th Street, Suite 300  
 Omaha, Nebraska 68154-4436  
 402.493.4800  
 fax 402.493.7951  
 www.schemmer.com

*Employee Owned*



October 27, 2005  
Mr. Kenneth J. Fossen, J.D.  
Millard Public Schools  
TSA Project No. 05019.005  
Page Two

The Schemmer Associates recommends acceptance of Construct Inc.'s base bid of \$6,467,000 and acceptance of Alternates No. 1, 3 and 5. Alternate No. 1 is a credit of \$35,000 and utilizes EIFS in lieu of brick on the upper portions of the school (just like Rohwer, Wheeler and Reeder). Alternate No. 3 is a significant upgrade in the quality of the carpet for an additional \$9,000 (approximately \$1.66 per square yard additional). Alternate No. 5 is utilizing Landscape Structures playground equipment for a credit of \$5,500. The total recommended contract including the base bid and the alternates noted above would be \$6,435,500.

If you wish to discuss the matter in additional detail, please feel free to call.

Sincerely,

THE SCHEMMER ASSOCIATES INC.  
Architects – Engineers

R. William Cramer, AIA  
Principal

Enclosure

cc: Mr. Don Mohlman

da:P/



BID TABULATION  
MILLARD PUBLIC SCHOOLS  
ELEMENTARY SCHOOL NO. 24

BIDS OPEN A 2:00 p.m. CDST  
DATE: October 25, 2005  
PROJECT NC 5019.005  
SHEET 1 OF 1

ITEM NO.	CONTRACTOR	BID SECURITY	ADDENDA (3)	LUMP SUM BASE BID	ALT. NO. 1 EIFS	ALT. NO. 3 CARPET UPGRADE	ALT. NO. 4 Parking Configuration	ALT. NO. 6 Landscape Structures
1	Cheever Construction Co.			No Bid				
	Alt. # 3 Carpet			Alt. #3 Subcontractor		Base Bid Carpet	Base Bid Subcontractor	
2	Construct inc.	Yes	Yes	\$6,467,000	-\$35,000	\$9,000	-\$2,400	-\$6,500
	Alt. # 3 Carpet	C&A	Quest	Alt. #3 Subcontractor Floors Inc.		Base Bid Carpet	J&J Confetti Base Bid Subcontractor	Floors Inc.
3	DR Anderson Construction	Yes	Yes	\$8,956,000	\$18,000	\$8,900	\$0	-\$6,000
	Alt. # 3 Carpet	C&A		Alt. #3 Subcontractor Floors Inc.		Base Bid Carpet	J&J Confetti Base Bid Subcontractor	Floors Inc.
4	Graham Pennco Construction	Yes	Yes	\$6,939,000	-\$8,570	\$8,424	\$847	\$1,016
	Alt. # 3 Carpet	Mohawk Collegiate		Alt. #3 Subcontractor Midwest Floor Covering		Base Bid Carpet	Big. Kudos Base Bid Subcontractor	Midwest
5	Hawkins Construction Co	Yes	Yes	\$8,605,000	\$0	\$8,600	\$0	-\$12,000
	Alt. # 3 Carpet	Mohawk Collegiate		Alt. #3 Subcontractor Midwest Floor Covering		Base Bid Carpet	Big. Kudos Base Bid Subcontractor	Midwest
6	Lueder Construction	Yes	Yes	\$8,651,000	-\$4,000	\$9,000	\$100	\$800
	Alt. # 3 Carpet	Mohawk Collegiate		Alt. #3 Subcontractor Midwest Floor Covering		Base Bid Carpet	Big. Kudos Base Bid Subcontractor	Midwest
7	Meca Henne Construction	Yes	Yes	\$8,820,000	-\$20,000	\$9,000	-\$1,200	\$0
	Alt. # 3 Carpet			Alt. #3 Subcontractor Floors Inc.		Base Bid Carpet	Base Bid Subcontractor	
8	Overland Construction			No Bid				
	Alt. # 3 Carpet			Alt. #3 Subcontractor		Base Bid Carpet	Base Bid Subcontractor	
9	Paragon Construction Co.			No Bid				
	Alt. # 3 Carpet			Alt. #3 Subcontractor		Base Bid Carpet	Base Bid Subcontractor	
10	Prairie Construction co.	Yes	Yes	\$6,510,000	-\$8,000	\$9,400	\$0	-\$6,500
	Alt. # 3 Carpet	C&A		Alt. #3 Subcontractor Floors Inc.		Base Bid Carpet	J&J Confetti Base Bid Subcontractor	
11	Sampson Construction	Yes	Yes	\$7,019,000	\$11,000	\$9,400	\$0	-\$4,300
	Alt. # 3 Carpet	C&A Crayon		Alt. #3 Subcontractor Floors Inc.		Base Bid Carpet	J&J Confetti Base Bid Subcontractor	Floors Inc.
12	Upland Construction			No Bid				
	Alt. # 3 Carpet			Alt. #3 Subcontractor		Base Bid Carpet	Base Bid Subcontractor	
13	W Boyd Jones Construction			No Bid				
	Alt. # 3 Carpet			Alt. #3 Subcontractor		Base Bid Carpet	Base Bid Subcontractor	
14								
	Alt. # 3 Carpet			Alt. #3 Subcontractor		Base Bid Carpet	Base Bid Subcontractor	
15								
	Alt. # 3 Carpet			Alt. #3 Subcontractor		Base Bid Carpet	Base Bid Subcontractor	

Note: Alternate #2 was deleted.

22

**Millard Public Schools**  
**Elementary #24 - Contract Award**

**A. Construction Budget** 6,583,747.00

**B. Contract Award**

**1 Building:**

	<u>Bid Amount</u>	<u>Award Amount</u>	
Construct Inc.			
Base Bid	6,467,000.00	6,467,000.00	
Alt. 1 EIFS vs. Brick	(35,000.00)	(35,000.00)	
Alt. 2 Not Used	-		
Alt. 3 Carpet Upgrade	9,000.00	9,000.00	
Alt. 4 Combined Parking	(2,400.00)		
Alt. 5 Playground Equip.	(5,500.00)	(5,500.00)	
		6,435,500.00	6,435,500.00

**2 Public Improvements:**

Heimes Corp.			
Base Bid			92,231.25
			6,527,731.25

**C. Budget Variance (credit overall project contingency)** 56,015.75

**Note:**

Overlot Grading to be part of Land Development costs (similar to Elementary #25) and paid from Bond Funds or supplemented by Building Fund if sufficient Bond Contingency funds are not available.

53



**AGENDA SUMMARY SHEET**

**AGENDA ITEM:** School Calendar for 2006-2007

**MEETING DATE:** November 7, 2005

**DEPARTMENT:** Office of the Superintendent

**TITLE AND BRIEF DESCRIPTION:** Approve a change in the school calendar for 2004-2005.

**ACTION DESIRED:** APPROVAL XX DISCUSSION      INFORMATION ONLY     

**BACKGROUND:**

Each year the Board of Education adopts a two-year calendar in accordance with policy 6020.

This attached calendar has 179 student days, up one day from last year.

Each high school will use this calendar as the basis for building their unique calendar. The high schools will finalize their calendars after activity schedules are determined. It is our intention to bring the high school calendars to you in June for final approval.

This calendar is similar to last year. We did some research on how we utilized the third week in October and were pleased that we have reduced the number of substitutes for professional leave by 1/3 over the first quarter of last year. In addition we provided for over 500 days of training for paid professional development days for selected staff members.

We feel that we have effectively utilized the third week of October for conferences and professional development.

**OPTIONS AND ALTERNATIVES CONSIDERED:** Continue using the current calendar parameters.

**RECOMMENDATION:** Approve the School Calendar for 2006-2007 as attached.

**RESPONSIBLE PERSON:** Angelo Passarelli

**SUPERINTENDENT'S APPROVAL:**  \_\_\_\_\_  
(Signature)

**BOARD ACTION:**

54



## 2006-07 School Calendar - \*Elementary & Middle School

*\*High school calendars vary and are available at <www.mpsomaha.org>.*

<b>AUGUST</b>					14
M	T	W	Th	F	
		1	2	3	4
7	8	9	10	11	
14	15	16	17	18	
21	22	23	24	25	
28	29	30	31		

Aug. 14 First Day for Students

Sept. 4 No School - Labor Day

Oct. 13 End of First Quarter

Oct. 16-20 No School - Conferences/Professional development

<b>FEBRUARY</b>					17
M	T	W	Th	F	
			1	2	
5	6	7	8	9	
12	13	14	15	16	
19	20	21	22	23	
26	27	28			

<b>SEPTEMBER</b>					20
M	T	W	Th	F	
				1	
4	5	6	7	8	
11	12	13	14	15	
18	19	20	21	22	
25	26	27	28	29	

Nov. 23-24 No School - Thanksgiving Break

Dec. 22 First Semester Ends

Jan. 3 Second Semester Begins

Jan. 15 No School - Martin Luther King, Jr. Day

DRAFT

<b>MARCH</b>					21
M	T	W	Th	F	
			1	2	
5	6	7	8	9	
12	13	14	15	16	
19	20	21	22	23	
26	27	28	29	30	

<b>OCTOBER</b>					17
M	T	W	Th	F	
2	3	4	5	6	
9	10	11	12	13	
16	17	18	19	20	
23	24	25	26	27	
30	31				

Feb. 15-16 No School - Conferences

Feb. 19 No School - Presidents' Day

Mar. 15 End of Third Quarter

Mar. 16 No School - Teacher Work Day

<b>APRIL</b>					16
M	T	W	Th	F	
2	3	4	5	6	
9	10	11	12	13	
16	17	18	19	20	
23	24	25	26	27	
30					

<b>NOVEMBER</b>					20
M	T	W	Th	F	
		1	2	3	
6	7	8	9	10	
13	14	15	16	17	
20	21	22	23	24	
27	28	29	30		

Apr. 2-6 Spring Break

May 4 Half-Day for Middle Schools (5th Grade Orientation)

May 28 No School - Memorial Day

May 30 Last day of school - Half Day

<b>MAY</b>					17/21
M	T	W	Th	F	
	1	2	3	4	
7	8	9	10	11	
14	15	16	17	18	
21	22	23	24	25	
28	29	30	31		

<b>DECEMBER</b>					16
M	T	W	Th	F	
				1	
4	5	6	7	8	
11	12	13	14	15	
18	19	20	21	22	
25	26	27	28	29	

This calendar includes four days of school that may be used in case of inclement weather. **If fewer (or more) days are used, the last day of school will be adjusted accordingly.**

Quarter Dates/Student Days	
Oct 13	44 days
Dec. 22	43 days 87
Mar. 15	48 days
May 30	43 days 91
<b>Total</b>	<b>178 days</b>

<b>JUNE</b>					0
M	T	W	Th	F	
				1	
4	5	6	7	8	
11	12	13	14	15	
18	19	20	21	22	
25	26	27	28	29	

<b>JANUARY</b>					20
M	T	W	Th	F	
1	2	3	4	5	
8	9	10	11	12	
15	16	17	18	19	
22	23	24	25	26	
29	30	31			

No School for Students

Make-up snow days

<b>JULY</b>					0
M	T	W	Th	F	
2	3	4	5	6	
9	10	11	12	13	
16	17	18	19	20	
23	24	25	26	27	
30	31				

**AGENDA SUMMARY SHEET**

**AGENDA ITEM:** Partnership with Metropolitan Community College

**MEETING DATE:** November 7, 2005

**DEPARTMENT:** Educational Services

**TITLE AND BRIEF DESCRIPTION:** Expand the academy opportunities provided by Metropolitan Community College. The Metropolitan Community College Technical Academy (MCCTA) is designed to provide high school juniors and seniors with opportunities to explore technical career fields. The program consists of a combination of college-level courses and on-the-job work experience. Students will participate in the academy classes from 1:00-3:30 four days a week and will complete internship/apprenticeship work experiences one day a week.

**ACTION DESIRED:** Approval: X

**BACKGROUND:** The district currently participates in nine technical academies to provide expanded opportunities for Millard students. The district will make five additional academy opportunities available for students. Students who enroll in an MCC Academy would attend class on the appropriate MCC campus, provide their own transportation, pay tuition to earn MCC course credit, and earn elective credit toward high school graduation. These programs create opportunities for students that are not provided in our district and have potential to meet the needs of some students. This opportunity is available at no cost to the district.

A schedule of the five additional academies is attached.

**RECOMMENDATIONS:** Include the five additional MCC Academies as an option for Millard students.

**TIMELINE:** Effective in the 2006-07 school year.


**RESPONSIBLE PERSON (S):** Dr. Judy Porter

**ASSOCIATE**

**SUPERINTENDENT APPROVAL:**

  
(Signature)

**SUPERINTENDENT APPROVAL:**

  
(Signature)

24

**Metropolitan Community College Career Academy**  
**DIESEL SERVICE TECHNOLOGY**  
 South Omaha Campus

**Year 1 Student 2006-2007**

<b>Dates</b>	<b>Course</b>	<b>Course Title</b>	<b>Credits</b>	<b>Times</b>	<b>Days Offered</b>
<b>July 24-August 9</b>					
	DESL 0100	Introduction to Diesel Mechanics	1.5	9:00-12:00	M, T, W, TH
<b>August 21-August 31</b>					
	RDLS 140A	Career Academy Employability Skills	1	1:00-2:30	M, T, W, TH
<b>September 5-November 20</b>					
	DESL 1100	Diesel Engine Fundamentals	4	1:00-3:15	M, W, TH, F
	RDLS 140B	Employability Skills	1	1:00-2:30	T
<b>December 1-February 26</b>					
	DESL 1000	Introduction to Service	4	1:00-3:15	M, W, TH, F
	RDLS 140C	Employability Skills	1	1:00-2:30	T
<b>March 5-May 12</b>					
	DESL 2100	Fundamentals of Diesel Transmissions & Torque Converters	6	1:00-3:45	M, W, TH, F
	RDLS XXXX	Entrepreneurship	1	1:00-3:00	T
<b>TOTAL CREDIT HOURS</b>			<b>19.5</b>		

1. Good Attendance is required.
2. Students may be asked to interview in March/April for the summer program.
3. Students are required to attend the two week summer session for screening into the fall program.

27

**METROPOLITAN COMMUNITY COLLEGE CAREER ACADEMY**  
**GRAPHIC COMMUNICATION ARTS**  
 Fort Omaha Campus, Building 6

**Year 1 Student\* 2006-2007**

<i>Dates</i>	<i>Course</i>	<i>Course Title</i>	<i>Credits</i>	<i>Times</i>	<i>Days Offered</i>
<b>August 21–August 31</b>					
	RDLS 140A	Career Academy Employability Skills	1	1:00–2:30	M, T, W, TH
<b>September 5–November 20</b>					
	ARTS 1010	Drawing and 2-D Design	4.5	1:00-2:45	M, T, W, TH
	RDLS 140B	Employability Skills	1	1:00–2:30	F
<b>December 1–February 26</b>					
	GCAD1010	Creativity: Concept Development	4.5	1:00-2:30	M, T, W, TH
	RDLS 140C	Employability Skills	1	1:00-2:30	F
<b>March 5-May 11</b>					
	GCAD1020	Intro to Computer Methods	4.5	1:00-2:45	M, T, W, TH
	RDLS XXXX	Entrepreneurship	1	1:00-2:40	F
<b>TOTAL CREDIT HOURS</b>			<b>17.5</b>		

- \*1. All students must submit a creative art portfolio.
2. All students must submit 2 letters of recommendation (from an art teacher and another).
3. All students must write a paper on why they want to be in the Academy.
4. All students' needs must be assessed and presented to the instructor(s) prior to the first class period.

Faculty teaching in the GCAD Career Academy will review the above and decide on acceptance.

28

**METROPOLITAN COMMUNITY COLLEGE CAREER ACADEMY**  
**SMALL ENGINES/PRECISION MACHINING TECHNOLOGY**

South Omaha Campus

**Year 1 Student 2006-2007**

<i>Dates</i>	<i>Course</i>	<i>Course Title</i>	<i>Credits</i>	<i>Times</i>	<i>Days Offered</i>
<b>August 21–August 31</b>					
	RDLS 140A	Career Academy Employability Skills	1	1:00–2:30	M, T, W, TH
<b>September 5–November 21</b>					
	INCT 1400	Intro to Precision Machine Technology	6.5	1:00–3:00	M, T, W, TH
	RDLS 140B	Employability Skills	1	1:00–2:30	F
<b>December 1–February 26</b>					
	INCT 1304	Small Engine Repair	4.5	1:00–4:00	M, T
	INCT 1410	Precision Lay-Out and Finishing	4	1:00–3:15	M, TH
	RDLS 140C	Employability Skills	1	1:00–2:30	F
<b>March 5–May 12</b>					
	INCT 1420	Basic Engine Lathe	4	1:00–3:20	M, W
	INCT 1421	Basic Milling Machine	4	1:00–3:20	T, TH
	RDLS XXXX	Entrepreneurship	1	1:00–2:40	F
<b>TOTAL CREDIT HOURS</b>			<b>27</b>		

**Year 2 Student 2006-2007**

<b>August 21–August 31</b>					
	RDLS 140A	Career Academy Employability Skills	1	1:00–2:30	M, T, W, TH
<b>September 5–November 20</b>					
	INCT 1422	Basic Grinding & Machine Setup	4	1:00–3:15	M, T
	INCT 2420	Intermediate Lathing	4	1:00–3:15	W, TH
	RDLS 140B	Employability Skills	1	1:00–2:30	F
<b>December 1–February 26</b>					
	INCT 2422	Intermediate Grinding Machines	4	1:00–3:15	M, T
	INCT 2421	Intermediate Milling Machines	4	1:00–3:15	W, TH
	RDLS 140C	Employability Skills	1	1:00–2:30	F
<b>March 5–May 11</b>					
	INCT 2410	CNC Milling	4	1:00–3:20	M, T
	INCT 2440	Advanced Machining Process	4	1:00–3:20	W, TH
	RDLS XXXX	Entrepreneurship	1	1:00–2:40	F
<b>Total Credit Hours</b>			<b>28</b>		

**METROPOLITAN COMMUNITY COLLEGE CAREER ACADEMY**  
**WELDING TECHNOLOGY**

South Omaha Campus, Industrial Training Center

**Year 1 Student 2006-2007**

<i>Dates</i>	<i>Course</i>	<i>Course Title</i>	<i>Credits</i>	<i>Times</i>	<i>Days Offered</i>
<b>August 21–August 31</b>					
	RDLS 1400	Career Academy Employability Skills	1	1:00–2:30	M, T, W, TH
<b>September 5–November 20</b>					
	RDLS 1400	Employability Skills	1	1:00–2:30	F
	WELD 1010	Print Reading & Layout for Welders I	3	1:00–3:10	T, TH
	WELD 1100	Industrial Cutting Processes	3	1:00–3:10	M, W
<b>December 1–February 26 These are 5 ½ week classes</b>					
	WELD 1200	GMAW (MIG) Steel I	3	1:00–3:10	M, T, W, TH
	WELD 2200	GMAW (MIG) Steel II	3	1:00–3:10	M, T, W, TH
<b>December 1–February 26</b>					
	RDLS 1400	Employability Skills	1	1:00–2:30	F
<b>March 5–May 11</b>					
	DRAF 110a	AutoCAD Fundamentals I	4.5	1:00–3:30	M, W
	WELD 2240	Flux-Cored Arc Welding	3	1:00–3:30	T, TH
	RDLS XXXX	Entrepreneurship	1	1:00–2:40	F
	<b>TOTAL CREDIT HOURS</b>		<b>22.5</b>		

**Year 2 Student 2006–2007**

<i>Dates</i>	<i>Course</i>	<i>Course Title</i>	<i>Credits</i>	<i>Times</i>	<i>Days Offered</i>
<b>September 5–November 20</b>					
	WELD 2241	Flux-Cored Arc Welding II	3	1:00–3:10	M, W
	WELD 1020	Print Reading & Layout for Welders II	3	1:00–3:10	T, TH
<b>December 1–February 26 These are 5 ½ week classes</b>					
	WELD 2220	GMAW (MIG) Stainless	3	1:00–3:10	M, T, W, TH
	WELD 2230	GMAW (MIG) Aluminum	3	1:00–3:10	M, T, W, TH
<b>March 5–May 11</b>					
	DRAF 110b	AutoCAD Fundamentals II	4.5	1:00–3:30	M, W
	WELD 1700	Introductory Fabrication	3	1:00–3:30	T, TH
	<b>TOTAL CREDIT HOURS</b>		<b>19.5</b>		

**Textbooks, tools and materials :** Students to provide work boots and safety glasses. MCC will provide, on loan, most of the appropriate equipment, tools and textbooks for each course. Students will be held responsible for lost &/or broken tools, textbooks and equipment.

Students completing 2 years of this program will receive a Gas Metal Arc Welding Specialist's Diploma.

**METROPOLITAN COMMUNITY COLLEGE CAREER ACADEMY**  
**WEB-BASED MICROCOMPUTER TECHNOLOGY**

Sarpy Center

**Year 1 Student\* 2006-2007**

<b>Dates</b>	<b>Course</b>	<b>Course Title</b>	<b>Credits</b>	<b>Times</b>	<b>Days Offered</b>
<b>August 21–August 31</b>					
	RDLS 140A	Career Academy Employability Skills	1	1:00–2:30	M, T, W, TH
<b>September 5–November 20</b> <b>5 ½ week courses</b>					
	INFO 1002	Intro to Information Tech	4.5	1:00-3:20	M, T, W, TH
	INFO 1311	HTML/XHTML	4.5	1:00-3:20	M, T, W, TH
	RDLS 140B	Employability Skills	1	1:00–2:30	F
<b>December 1–February 26</b>					
	INFO 1321	Preparing Web Graphics and Multimedia	4.5	1:00-2:30	M, T, W, TH
	RDLS 140C	Employability Skills	1	1:00-2:30	F
<b>March 5-May 11</b>					
	INFO 1316	Dreamweaver I	4.5	1:00-2:45	M, T, W, TH
	RDLS XXXX	Entrepreneurship	1	1:00-2:40	F
<b>TOTAL CREDIT HOUR</b>			<b>20.5</b>		

\* All students must have successfully completed a basic computer technology class.

31



## SPECIAL PROGRAMS

### 835 THEATRE TECHNOLOGY APPRENTICESHIP PROGRAM – 11/12 Y 20 Credits

**Description:** This program is provided through a collaborative agreement with the Omaha Community Playhouse and Metropolitan Community College. Student stage technician apprentices learn to perform a variety of tasks required for preparing stages for theatrical, musical and other entertainment events in arenas, stadium, theaters, studios and amusement parks. Training encompasses about 4500 hours of instruction and on-the-job experiences. It exposes the stage-technician candidate to such skills as stage carpentry, stage lighting, stage props, rigging, stage wardrobe, stage setups of audiovisual equipment, special effects, makeup, laser and stage pyrotechnics, and the basics of television and video production.

**Prerequisites:** Approved application and interview. Contact your counselor for more information.

### 836 AIR CONDITIONING, REFRIGERATION & HEATING TECHNOLOGY – 11/12 Y 10 Credits

**Description:** This program is provided through agreement with Metropolitan Community College. Students will attend classes at the Elkhorn and South Omaha Campuses of Metropolitan Community College. The student will complete Refrigeration Electrical Theory & Application (HVAC 1000), Refrigeration Service Principles & Basic Automatic Controls (HVAC 1010), Refrigeration Shop Practices (HVAC 1020), Gas Heat, (HVAC 1210) and Employability Skills and Entrepreneurship.

**Prerequisites:** Approved application and interview. Contact your counselor for more information.

### 837 AUTO COLLISION TECHNOLOGY – Year 1 – 11/12 Y 10 Credits

**Description:** This program is provided through agreement with Metropolitan Community College. Students will attend classes at the Fort Omaha Campus of Metropolitan Community College and participate in a paid internship program. The student will complete Automotive Welding (AUTB 1000), Non-Structural Repair I (AUTB 1200), Automotive Welding II (AUTB 1010), Technical Academy Internships (AUTB 0981) and Employability Skills and Entrepreneurship. Students will be responsible for transportation, instructional materials, tuition and fees at MCC.

**Prerequisites:** Approved application and interview. Contact your counselor for more information.

### 838 AUTOMOTIVE TECHNOLOGY – Year 1 – 11/12 Y 10 Credits

### 838 AUTOMOTIVE TECHNOLOGY – Year 2 – 11/12 Y 10 Credits

**Description:** This two-year program is provided through agreement with Metropolitan Community College. Students will attend classes at the South Omaha Campus of Metropolitan Community College and participate in a paid internship program. Over the two years, students will complete Automotive Fundamentals (AUTT 1000), Introduction to Auto Service & Minor Repair (AUTT 1010), Auto Electricity and Electronics (AUTT 1210), Brake Systems (AUTT 1510), Technical Academy Internships (AUTT 2981,

2982, 2983) and Employability Skills and Entrepreneurship. Students will be responsible for transportation, instructional materials, tuition and fees at MCC.

**Prerequisites:** Approved application and interview. Contact your counselor for more information.

#### **841 CAREER BASED HORTICULTURE AND LANDSCAPING– 11/12 Y 10 Credits**

**Description:** This program is provided through agreement with Metropolitan Community College. Students will attend classes at the Fort Omaha campus of Metropolitan Community College. The student will complete Introduction to Horticulture (HORT 1100), Evergreen and Groundcovers: Culture and Identification (HORT 1211), Interior Landscaping & Houseplants (HORT 1215), Annual: Culture and Identification (HORT 1112), Turfgrass Management (HORT 1113), and Employability Skills and Entrepreneurship. Students will be responsible for transportation, instructional materials, tuition and fees at MCC.

**Prerequisites:** Approved application and interview. Contact your counselor for more information.

#### **842 CRIMINAL JUSTICE - 11/12 Y 10 Credits**

**Description:** This program is provided through agreement with Metropolitan Community College. Students will attend classes at the Sarpy Center Campus. Students will complete Introduction to Criminal Justice (CRIM 1010), Police and Society (CRIM 2030), Criminal Law (CRIM 2000) and Employability Skills and Entrepreneurship. Students will be responsible for transportation, instructional materials, tuition and fees at MCC.

**Prerequisites:** Approved application and interview. Contact your counselor for information.

#### **843 ELECTRICAL TECHNOLOGY - 11/12 Y 15 Credits**

**Description:** This program is provided through agreement with Metropolitan Community College. Students will attend classes at the South Omaha Campus. Students will complete Basic Electricity (ELTR 1200), Residential Wiring I (ELTR 1210), Residential Wiring II (ELTR 2220), Low Voltage (ELTR 1230), Commercial Wiring (ELTR 1220) and Employability Skills and Entrepreneurship. Students will be responsible for transportation, instructional materials, tuition and fees at MCC.

**Prerequisites:** Approved application and interview. Contact your counselor for information.

#### **844 LEGAL ASSISTANT – 11/12 Y 10 Credits**

**Description:** This program is provided through agreement with Metropolitan Community College. Students will attend classes at the South Omaha Campus. Students will complete Constitutional Law (POLS 2060), Legal Assistant (LAWS 1100), Introduction to Law (LAWS 1101) and Employability Skills and Entrepreneurship. Students will be responsible for transportation, instructional materials, tuition and fees at MCC.

**Prerequisites:** Approved application and interview. Contact your counselor for information.

33

Note: add course codes after board approval.

### **XXX MICROCOMPUTER INFORMATION TECHNOLOGY– 11/12**

Y      10 Credits

**Description:** This program is provided through agreement with Metropolitan Community College. Students will attend classes at the Sarpy Center Campus. Students will complete Introduction to Information Technology (INFO 1002), HTML/HTML (INFO 1311), Preparing Web Graphics and Multi-media (INFO 1321); Dreamweaver I (INFO 1316) and Employability Skills and Entrepreneurship. Students will be responsible for transportation, instructional materials, tuition and fees at MCC.

**Prerequisites:** Approved application and interview. Contact your counselor for information.

### **XXX SMALL ENGINES/MACHINING YEAR I – 11/12**

Y      15 Credits

**Description:** This program is provided through agreement with Metropolitan Community College. Students will attend classes at the South Omaha Campus. Students will complete Introduction to Precision Machine Technology (INCT 1400), Small Engine Repair (INCT 1304), Precision Lay-out and Finishing (INCT 1410), Basic Engine Lathe (INCT 1420), Basic Milling Machine (INCT 1421) and Employability Skills and Entrepreneurship. Students will be responsible for transportation, instructional materials, tuition and fees at MCC.

**Prerequisites:** Approved application and interview. Contact your counselor for information.

### **XXX SMALL ENGINES/MACHINING-YEAR II – 11/12**

Y      15 Credits

**Description:** This program is provided through agreement with Metropolitan Community College. Students will attend classes at the South Omaha Campus. Students will complete Basic Grinding and Machine Setup (INCT 1422), Intermediate Lathing (INCT2420), Intermediate Grinding Machines (INCT 2422), Intermediate Milling Machines (INCT 2421), CNC Milling (INCT 2410), Advanced Machining Process (INCT 2440). and Employability Skills and Entrepreneurship. Students will be responsible for transportation, instructional materials, tuition and fees at MCC.

**Prerequisites:** Approved application and interview. Contact your counselor for information.

### **XXX GRAPHIC COMMUNICATION ARTS– 11/12**

Y      10 Credits

**Description:** This program is provided through agreement with Metropolitan Community College. Students will attend classes at the Fort Omaha Campus. Students will complete Drawing and 2-D Design (ARTS 1010), Creativity: Concept Development (GCAD 1010), Introduction to Computer Methods (GCAD 1020), and Employability Skills and Entrepreneurship. Students will be responsible for transportation, instructional materials, tuition and fees at MCC.

**Prerequisites:** Approved application and interview. Contact your counselor for information.

34

**XXX WELDING I– YEAR I-11/12**

Y 10 Credits

**Description:** This program is provided through agreement with Metropolitan Community College. Students will attend classes at the South Omaha Campus. Students will Print Reading & Layout for Welders I (WELD 1010), GMAW (MIG) Steel I (WELD 1200), GMAW (MIG) Steel II (WELD 2200), AutoCAD Fundamentals I (DRAF 110a), Flux-cored Arc Welding (WELD 2240), and Employability Skills and Entrepreneurship. Students will be responsible for transportation, instructional materials, tuition and fees at MCC.

**Prerequisites:** Approved application and interview. Contact your counselor for information.

**XXX WELDING TECHNOLOGY–YEAR II -11/12**

Y 10 Credits

**Description:** This program is provided through agreement with Metropolitan Community College. Students will attend classes at the South Omaha Campus. Students will Flux-cored Arc Welding II (WELD 2241), Print Reading & Layout for Welders II (WELD 1020), GMAW (MIG) Stainless (WELD 2220), GMAW (MIG) Aluminum (WELD 2230), AutoCAD Fundamentals II (DRAF 110b), Introductory Fabrication (WELD 1700) and Employability Skills and Entrepreneurship. Students will be responsible for transportation, instructional materials, tuition and fees at MCC.

**Prerequisites:** Approved application and interview. Contact your counselor for information.

**980 COMMUNITY INTERNSHIP – 12**

S 5 or 10 Credits

**Description:** This experience enables students to explore possible career options by learning in a work environment. Students must complete a minimum of 80 contact hours to earn 5 credits and 160 contact hours for 10 credits. In addition, students will keep a time log, journal entries, read a minimum of 10 articles about the career, and give a presentation about the experience. The student is responsible for transportation to and from the work site.

**Prerequisites:** An application form must be submitted to the Counseling Office. Course work related to the career area, previous job experience and volunteer experiences will all be considered in making placements. Senior status is recommended.

**990 ENGLISH LANGUAGE LEARNER – 9/12**

S 5

Credits

**Description:** This course is designed for students who are in the process of learning English. An individualized program is developed for each ELL student using the 4 modalities of listening, speaking, reading, and writing. Instruction in these modalities provides the basis for the student to think, problem solve and learn in English.

**Prerequisites:** Permission of the ELL Department Head based on student performance on an English Language proficiency test.

35

NF NEW FRONTIER – 9/10 (South High only)

Y 50

Credits

**Description:** This two-year program for 9<sup>th</sup> and 10<sup>th</sup> graders is designed to aid students who were not successful in middle school. Students take courses in science, math, English, and social studies. (Integrated Physical Science, Biology, Algebra Essentials, Algebra-Geometry Essentials, Algebra, English 9, English 10, American History Since 1914, and World Geography) Students also take a career course to assist them in pursuing a career path that interests them.

**Prerequisites:** Spring application process at Andersen and Central Middle Schools. Contact Millard South High School Administration with questions.

### INDEPENDENT STUDY COURSES

**Description:** Students will usually be required to meet with a coordinating independent study teacher for a block of time on a daily basis. Students must, however, complete a minimum of 80 hours contact time to earn 5 credits and 160 contact hours for ten credits. Independent studies can only be taken for course work that exceeds the course offerings at the high school. Independent studies count toward elective credit only.

Teachers work with students on independent studies voluntarily as an extra part of their workload. The student and teacher must mutually agree upon the requirements and expectations for granting of credit. The student and teacher must create a contract that they both sign including the meeting times, learning expectations and outcomes. This contract should be presented to and approved by the Assistant Principal of Curriculum and Instruction. Once this contract has been approved, the student should register for the independent study with the Assistant Principal of Pupil Services.

### ESSENTIAL LEARNER OUTCOME (ELO) RETEACHING COURSES S 5 credits

**Description:** Elective review courses are available for students who have not met cut scores in Essential Learner Outcome Assessments in Math, Science or Social Studies. Students will acquire knowledge and skills in areas of deficiency as indicated by the Individualized Learning Plan (ILP), develop reading strategies that apply to the respective discipline and apply test-taking strategies to the respective discipline.

**Prerequisites:** Recommendation by ELO assessment administrator, two unsuccessful attempts to meet the cut score.

38

**AGENDA SUMMARY SHEET**

MEETING DATE: November 7, 2005

DEPARTMENT: Human Resources

ACTION DESIRED: Approval

BACKGROUND: Personnel items: (1) Resignation

OPTIONS & ALTERNATIVES: NA

RECOMMENDATION: Approval

STRATEGIC PLAN REFERENCE: N/A

IMPLICATIONS OF ADOPTION  
OR REJECTION: N/A

TIMELINE: N/A

RESPONSIBLE PERSON: Dr. Kirby Eltiste

SUPERINTENDENT APPROVAL: \_\_\_\_\_



November 7, 2005

## RESIGNATIONS

**Recommend: the following resignations be accepted:**

1. Shari Luebbe – Special Education Resource teacher at Morton Elementary School. She is resigning due to relocation. Resignation is effective December 13, 2005.

38

1/16  
47  
39



October 20, 2005  
Millard Public Schools  
Total Enrollment

Elementary	K	1	2	3	4	5	Self Cont	Total	Current Change	YTD Change	Official 9/05 Enrollment
Abbott (3 unit)	68	56	73	85	65	77		424	0	0	424
Ackerman (4 unit)	91	101	90	113	93	104	15	607	0	0	607
Aldrich (3 unit)	73	77	59	54	64	68		395	-1	-1	396
Black Elk (3 unit)	79	104	90	100	103	112		588	-1	-1	589
Bryan (3 unit)	70	57	59	50	66	58		360	-5	-5	365
Cather (3 unit)	66	62	74	67	74	70		413	1	1	412
Cody (2 unit)	31	32	35	33	35	14	18	198	2	2	196
Cottonwood (3 unit)	60	67	47	47	59	64		344	-1	-1	345
Disney (3 unit)	30	49	43	49	37	44	14	266	-3	-3	269
Ezra Millard (3 unit)	58	68	80	67	71	68	13	425	-1	-1	426
Harvey Oaks (2 unit)	38	40	45	45	43	51		262	5	5	257
Hitchcock (2 unit)	36	29	36	31	37	27		196	-1	-1	197
Holling Heights (3 unit)	81	70	67	63	56	60		397	1	1	396
Montclair (4 unit)	106	87	103	78	96	85		555	1	1	554
Morton (3 unit)	61	46	64	56	74	63	18	382	0	0	382
Neihardt (4 unit)	118	74	92	84	100	98		566	-3	-3	569
Norris (3 unit)	63	58	61	58	42	47	18	347	0	0	347
Reeder (3 unit)	101	107	83	79	84	56		510	-1	-1	511
Rockwell (3 unit)	59	58	51	51	50	52	26	347	0	0	347
Rohwer (3 unit)	68	63	62	71	65	72	18	419	1	1	418
Sandoz (3 unit)	48	47	53	45	48	42		283	4	4	279
Wheeler (3 unit)	98	78	94	85	92	75	19	541	0	0	541
Willowdale (3 unit)	71	66	73	67	75	73		425	6	6	419
<b>Totals</b>	<b>1574</b>	<b>1496</b>	<b>1534</b>	<b>1478</b>	<b>1529</b>	<b>1480</b>	<b>159</b>	<b>9250</b>	<b>4</b>	<b>4</b>	<b>9246</b>

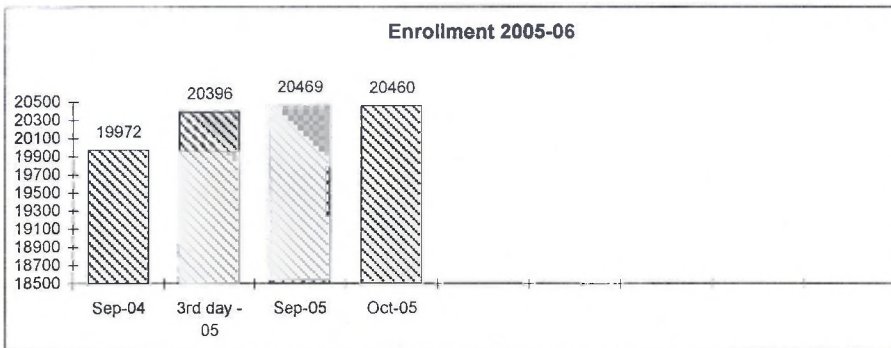
Secondary	6	7	8	Self Cont	Total	Current Change	YTD Change	Official 9/05 Enrollment
Andersen MS	276	255	268	8	799	-3	-3	802
Beadle MS	212	228	219	23	659	0	0	659
Central MS	252	242	244	19	738	6	6	732
Kiewit MS	308	300	319	10	927	-6	-6	933
North MS	193	201	210	27	604	3	3	601
Russell MS	255	282	290	5	827	1	1	826
MS Alternative	0	7	18		25	1	1	24
<b>Totals</b>	<b>1496</b>	<b>1515</b>	<b>1568</b>	<b>92</b>	<b>4579</b>	<b>2</b>	<b>2</b>	<b>4577</b>

	9	10	11	12	Self Cont	Total	Current Change	YTD Change	Official 9/05 Enrollment
North HS	636	636	573	584	24	2429	0	0	2429
South HS	519	572	502	477	11	2070	-6	-6	2076
West HS	498	529	474	462	20	1963	-5	-5	1968
Millard Learning Center	0	0	22	68		90	-1	-1	91
<b>Totals</b>	<b>1653</b>	<b>1737</b>	<b>1571</b>	<b>1591</b>	<b>55</b>	<b>6552</b>	<b>-12</b>	<b>-12</b>	<b>6564</b>

Preschool	
Disney	18
Cody Early Start	16
Neihardt	32
Rockwell	35
Bryan	35
Holling Heights	35
Morton	34
Norris	18
Montessori - Montclair	80
Montessori - Norris	27
<b>Total</b>	<b>330</b>

Preschool SPED	
Cody	45
Sandoz	68
Montclair	26
Contracted	3
Infants	100
<b>Total</b>	<b>242</b>

Contracted SPED	38	-3	-3	41
Young Adult Program	41	0	0	41
<b>Total District K-12</b>	<b>20460</b>	<b>-9</b>	<b>-9</b>	<b>20469</b>
<b>Total District PreK-12</b>	<b>21032</b>	<b>-14</b>	<b>-14</b>	<b>21046</b>



9/30/2005	
Elementary	9246
Middle Sch	4577
High Sch	6564
Contracted	41
Young Adult	41
<b>Total</b>	<b>20469</b>
10/20/2005	
Elementary	9250
Middle Sch	4579
High Sch	6552
Contracted	38
Young Adult	41
<b>Total</b>	<b>20460</b>
Current Chg	-9
YTD Change	-9

40

Elementary	Classroom Enrollment						Self Cont	Total	Current Change	YTD Change	Official 9/05 Enrollment	Class Size W/out SPED
	K	1	2	3	4	5						
Abbott	23	19	25	21	22	25						
	23	19	24	22	21	26						
	22	18	24	21	22	26						
				21								
Total Students	68	56	73	85	65	77		424	0	0	424	424
Total Teachers	3.0	3	3	4	3	3		19.0				19.0
Classroom Avg	22.7	18.7	24.3	21.3	21.7	25.7		22				22

Elementary	Classroom Enrollment						Self Cont	Total	Current Change	YTD Change	Official 9/05 Enrollment	Class Size W/out SPED
	K	1	2	3	4	5						
Ackerman	22	20	23	23	24	25	7					
	22	20	22	22	22	26	8					
	24	20	22	22	23	26						
	23	20	23	23	24	27						
				21								
Total Students	91	101	90	113	93	104	15	607	0	0	607	592
Total Teachers	4.0	5	4	5	4	4	2	28.0				26.0
Classroom Avg	22.8	20.2	22.5	22.6	23.3	26.0	7.5	22				23

Elementary	Classroom Enrollment						Self Cont	Total	Current Change	YTD Change	Official 9/05 Enrollment	Class Size W/out SPED
	K	1	2	3	4	5						
Aldrich	18	23	20	18	22	23						
	18	16	20	18	21	24						
	18	19	19	18	21	21						
	19	19										
Total Students	73	77	59	54	64	68		395	-1	-1	396	395
Total Teachers	4	4	3	3.00	3	3		20.00				20
Classroom Avg	18.3	19.3	19.7	18.0	21.3	22.7		20				20

Elementary	Classroom Enrollment						Self Cont	Total	Current Change	YTD Change	Official 9/05 Enrollment	Class Size W/out SPED
	K	1	2	3	4	5						
Black Elk	21	22	20	26	26	24						
	19	22	23	25	26	19						
	20	20	23	24	26	25						
	19	21	24	25	25	25						
		19				19						
Total Students	79	104	90	100	103	112		588	-1	-1	589	588
Total Teachers	4.0	5	4	4	4	5		26				26
Classroom Avg	19.8	20.8	22.5	25.0	25.8	22.4		23				23

Elementary	Classroom Enrollment						Self Cont	Total	Current Change	YTD Change	Official 9/05 Enrollment	Class Size W/out SPED
	K	1	2	3	4	5						
Bryan	20	19	20	25	22	21						
	16	19	19	25	21	19						
	14	19	20		23	18						
	20											
Total Students	70	57	59	50	66	58		360	-5	-5	365	360
Total Teachers	4	3	3	2	3	3		18				18
Classroom Avg	17.5	19.0	19.7	25.0	22.0	19.3		20				20

Elementary	Classroom Enrollment						Classroom Enrollment						Self Cont	Total	Current Change	YTD Change	Official 9/05 Enrollment	Class Size W/out SPED
	K	1	2	3	4	5	C-K	C-1	C-2	C-3	C-4	C-5						
Cather	22	19	24	17	15	26	22	21	25	25	21	22						
					15		22	22	25	25	23	22						
Total Students	22	19	24	17	30	26	44	43	50	50	44	44		413	1	1	412	413
Total Teachers	1	1	1	1	2	1	2	2	2	2	2	2		19				19.0
Classroom Avg	22.0	19.0	24.0	17.0	15.0	26.0	22.0	21.5	25.0	25.0	22.0	22.0		22				22

Elementary	Classroom Enrollment						Self Cont	Total	Current Change	YTD Change	Official 9/05 Enrollment	Class Size W/out SPED
	K	1	2	3	4	5						
Cody	14	16	18	17	17	14	6					
	17	16	17	16	18		7					
							5					
Total Students	31	32	35	33	35	14	18	198	2	2	196	180
Total Teachers	2	2	2	2	2	1	3	14				11
Classroom Avg	15.5	16.0	17.5	16.5	17.5	14.0	6.0	14				16

Elementary	Classroom Enrollment						Self Cont	Total	Current Change	YTD Change	Official 9/05 Enrollment	Class Size W/out SPED
	K	1	2	3	4	5						
Cottonwood	20	24	15	23	19	21						
	19	19	16	24	20	22						
	21	24	16		20	21						
Total Students	60	67	47	47	59	64		344	-1	-1	345	344
Total Teachers	3.00	3	3	2	3	3		17				17
Classroom Avg	20.0	22.3	15.7	23.5	19.7	21.3		20				20

Elementary	Classroom Enrollment						Self Cont	Total	Current Change	YTD Change	Official 9/05 Enrollment	Class Size W/out SPED
	K	1	2	3	4	5						
Disney	15	17	22	17	18	22	6					
	15	16	21	16	19	22	8					
		16		16								
Total Students	30	49	43	49	37	44	14	266	-3	-3	269	252
Total Teachers	2.0	3	2	3	2	2	2	16.0				14
Classroom Avg	15.0	16.3	21.5	16.3	18.5	22.0	7.0	17				18

	K	1	2	3	4	5	Total	Current Change	YTD Change	Official 9/05 Enrollment	Class Size W/out SPED
Harvey Oaks	20	20	23	22	22	25					
	18	20	22	23	21	26					
Total Students	38	40	45	45	43	51	262	5	5	257	262
Total Teachers	2.0	2	2	2	2	2	12.0				12
Classroom Avg	19.0	20.0	22.5	22.5	21.5	25.5	22				22

	K	1	2	3	4	5	Total	Current Change	YTD Change	Official 9/05 Enrollment	Class Size W/out SPED
Hitchcock	18	15	17	16	19	27					
	18	14	19	15	18						
Total Students	36	29	36	31	37	27	196	-1	-1	197	196
Total Teachers	2.0	2	2	2	2	1	11.0				11
Classroom Avg	18.0	14.5	18.0	15.5	18.5	27.0	18				18

	K	1	2	3	4	5	Total	Current Change	YTD Change	Official 9/05 Enrollment	Class Size W/out SPED
Holling Heights	20	23	22	21	19	20					
	19	23	23	21	17	20					
	20	24	22	21	20	20					
	22										
Total Students	81	70	67	63	56	60	397	1	1	396	397
Total Teachers	4.0	3	3	3	3	3	19.0				19
Classroom Avg	20.3	23.3	22.3	21.0	18.7	20.0	21				21

	K	1	2	3	4	5	Self Cont	Total	Current Change	YTD Change	Official 9/05 Enrollment	Class Size W/out SPED
Ezra Millard	20	23	20	21	23	23	8					
	19	22	19	23	24	23	5					
	19	23	21	23	24	22						
			20									
Total Students	58	68	80	67	71	68	13	425	-1	-1	426	412
Total Teachers	3.00	3	4	3	3	3	2	21				19
Classroom Avg	19.3	22.7	20.0	22.3	23.7	22.7	7	20				22

	K	1	2	3	4	5	M-K	M1-3	M4-5	Self Cont	Total	Current Change	YTD Change	Official 9/05 Enrollment	Class Size W/out SPED
Montclair	27	19	26	21	26	24	26	24	20						
	27	20	26	20	26	23	26	22	23						
								24	19						
								22	20						
								22							
								22							
Total Students	54	39	52	41	52	47	52	136	82		555	1	1	554	555
Total Teachers	2	2	2	2	2	2	2	6	4		24				24
Classroom Avg	27.0	19.5	26.0	20.5	26.0	23.5	26.0	22.7	20.5		23				23

	K	1	2	3	4	5	Self Cont	Total	Current Change	YTD Change	Official 9/05 Enrollment	Class Size W/out SPED
Morton	21	23	21	17	24	20	8					
	18	23	20	20	25	21	10					
	22		23	19	25	22						
Total Students	61	46	64	56	74	63	18	382	0	0	382	364
Total Teachers	3	2	3	3	3	3	2	19				17.0
Classroom Avg	20.3	23.0	21.3	18.7	24.7	21.0	9.0	20				21

	K	1	2	3	4	5	Total	Current Change	YTD Change	Official 9/05 Enrollment	Class Size W/out SPED	
Neihardt	19	19	23	22	25	24						
	20	19	23	20	25	25						
	19	18	23	23	25	24						
	21	18	23	19	25	25						
	18											
	21											
Total Students	118	74	92	84	100	98		566	-3	-3	569	566
Total Teachers	6.0	4	4	4	4	4		26.0				26.0
Classroom Avg	19.7	18.5	23.0	21.0	25.0	24.5		22				22

	K	1	2	3	4	5	M-K	M1-3	Self Cont	Total	Current Change	YTD Change	Official 9/05 Enrollment	Class Size W/out SPED
Norris	21	17	25	18	21	24	23	22	10					
	19	17	20	18	21	23		21	8					
								19						
Total Students	40	34	45	36	42	47	23	62	18	347	0	0	347	329
Total Teachers	2.0	2	2	2	2	2	1	3	2	18.0				16
Classroom Avg	20.0	17.0	22.5	18.0	21.0	23.5	23.0	20.7	9.0	19				21

42

	K	1	2	3	4	5	Self Cont	Total	Current Change	YTD Change	Official 9/05 Enrollment	Class Size W/out SPED
Reeder	20	21	20	20	22	21						
	21	22	21	19	21	21						
	20	21	21	20	21	14						
	20	21	21	20	20							
	20	22										
Total Students	101	107	83	79	84	56		510	-1	-1	511	510
Total Teachers	5.0	5	4	4	4	3		25.0				25
Classroom Avg	20.2	21.4	20.8	19.8	21.0	18.7		20				20

	K	1	2	3	4	5	Self Cont	Total	Current Change	YTD Change	Official 9/05 Enrollment	Class Size W/out SPED
Rockwell	20	19	17	17	26	26	10					
	20	20	17	17	24	26	7					
	19	19	17	17			9					
Total Students	59	58	51	51	50	52	26	347	0	0	347	321
Total Teachers	3.0	3	3	3	2	2	3	19.0				16.0
Classroom Avg	19.7	19.3	17.0	17.0	25.0	26.0	8.7	18				20

	K	1	2	3	4	5	Self Cont	Total	Current Change	YTD Change	Official 9/05 Enrollment	Class Size W/out SPED
Rohwer	17	22	22	26	22	25	9					
	15	21	19	25	20	24	9					
	18	20	21	20	23	23						
	18											
Total Students	68	63	62	71	65	72	18	419	1	1	418	401
Total Teachers	4.0	3	3	3	3	3	2	21.0				19
Classroom Avg	17.0	21.0	20.7	23.7	21.7	24.0	9.0	20				21

	K	1	2	3	4	5	Self Cont	Total	Current Change	YTD Change	Official 9/05 Enrollment	Class Size W/out SPED
Sandoz	16	15	18	23	24	22						
	16	17	17	22	24	20						
	16	15	18									
Total Students	48	47	53	45	48	42		283	4	4	279	283
Total Teachers	3	3	3	2	2	2		15				15
Classroom Avg	16.0	15.7	17.7	22.5	24.0	21.0		19				19

	K	1	2	3	4	5	Self Cont	Total	Current Change	YTD Change	Official 9/05 Enrollment	Class Size W/out SPED
Wheeler	21	21	26	23	24	19	6					
	19	16	22	21	22	21	6					
	19	20	23	21	24	18	7					
	19	21	23	20	22	17						
	20											
Total Students	98	78	94	85	92	75	19	541	0	0	541	522
Total Teachers	5	4	4	4	4	4	3	28				25
Classroom Avg	19.6	19.5	23.5	21.3	23.0	18.8	6.3	19				21

	K	1	2	3	4	5	Self Cont	Total	Current Change	YTD Change	Official 9/05 Enrollment	Class Size W/out SPED
Willowdale	24	22	25	22	25	25						
	23	22	24	23	25	24						
	24	22	24	22	25	24						
Total Students	71	66	73	67	75	73		425	6	6	419	425
Total Teachers	3.0	3	3	3	3	3		18.0				18
Classroom Avg	23.7	22.0	24.3	22.3	25.0	24.3		24				24

Elementary Totals	Grade	K	1	2	3	4	5	Self Cont	Total	Current Change	YTD Change	Official 9/05 Enrollment	Class Size W/out SPED
Students		1574	1496	1534	1478	1529	1480	159	9250	4	4	9246	9091
Teachers		79.0	75.0	72.0	71.0	69.0	66.0	21.0	453.0				432.0
Classroom Avg		19.9	19.9	21.3	20.8	22.2	22.4	7.6	20				21

	6	7	8	Self Cont	Total	Current Change	YTD Change	Official 9/05 Enrollment
Andersen MS	276	255	268	8	799	-3	-3	802
Beadle MS	212	228	219	23	659	0	0	659
Central MS	252	242	244	19	738	6	6	732
Kiewit MS	308	300	319	10	927	-6	-6	933
North MS	193	201	210	27	604	3	3	601
Russell MS	255	282	290	5	827	1	1	826
MS Alternative	0	7	18		25	1	1	24
Totals	1496	1515	1568	92	4579	2	2	4577

	9	10	11	12	Self Cont	Total	Current Change	YTD Change	Official 9/05 Enrollment	
North HS		636	636	573	584	24	2429	0	0	2429
South HS		519	572	502	477	11	2070	-6	-6	2076
West HS		498	529	474	462	20	1963	-5	-5	1968
Millard Learning Center		0	0	22	68		90	-1	-1	91
Totals		1653	1737	1571	1591	55	6552	-12	-12	6564
Contracted SPED							38	-3	-3	41
Young Adult Program							41	0	0	41
Total District Enrollment							20460	-9	-9	20469

43

## AGENDA SUMMARY SHEET

**AGENDA ITEM:** Millard Public School's Foundation Report

**MEETING DATE:** November 7, 2005

**DEPARTMENT:** Office of the Superintendent

**TITLE AND BRIEF DESCRIPTION:**

**ACTION DESIRED:** Information Only

**BACKGROUND:**

**OPTIONS/ALTERNATIVE CONSIDERATIONS:** The Millard Public School's Foundation was founded in 1984 for the purpose of increasing excellence in education by means of programs and services for students and staff. The main source of revenue for the foundation is obtained by providing before and after school care for children with the Millard Public Schools.

A board of directors made up of 15 members governs the Foundation. One of the members shall be a current Board of Education member appointed by the President of the Board of Education. One member shall be the Superintendent of the Millard Public Schools. Two of the remaining thirteen shall be appointed by the Superintendent and the remaining eleven are selected by the Board of Directors.

Programs and projects sponsored by the Foundation include classroom grants, Hall of Fame, Scholarships for graduates, leadership funds including CCM funds, Alumni Services, and Kid's Network.

**RECOMMENDATIONS:**

**STRATEGIC PLAN REFERENCE:** N/A

**IMPLICATIONS OF ADOPTION OR REJECTION:** N/A

**TIME LINE:** N/A

**PERSONS RESPONSIBLE:** Superintendent

**SUPERINTENDENT'S APPROVAL:**

  
\_\_\_\_\_

44

# **Millard Schools Education Foundation, Inc. Performance Review**

**For the period ending May 31, 2005**

**Provided By**

**Graeve Garrelts Denham & Bruce LLC  
Keith J. Graeve CPA  
402-330-7008**

45

**Millard Schools Education Foundation, Inc.**  
**(UNAUDITED)**

May 31, 2005 and May 31, 2004

**OVERVIEW**



**LIQUIDITY**



**ASSETS**



**OPERATING YIELD TRENDS**



**EMPLOYEES**



**REVENUE**



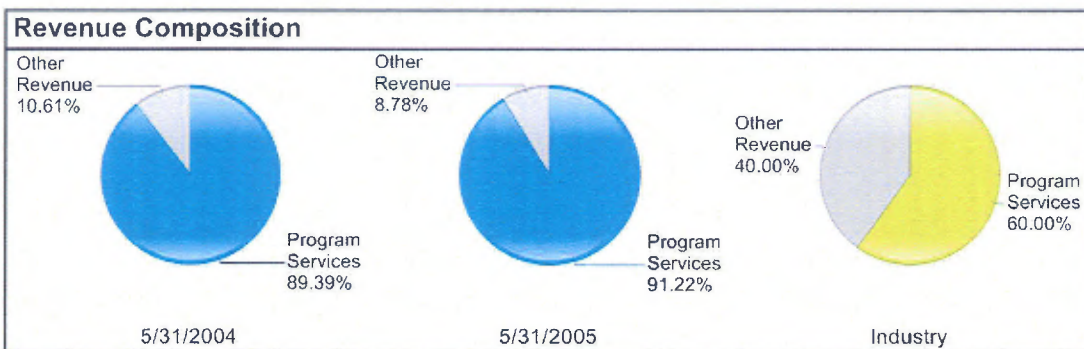
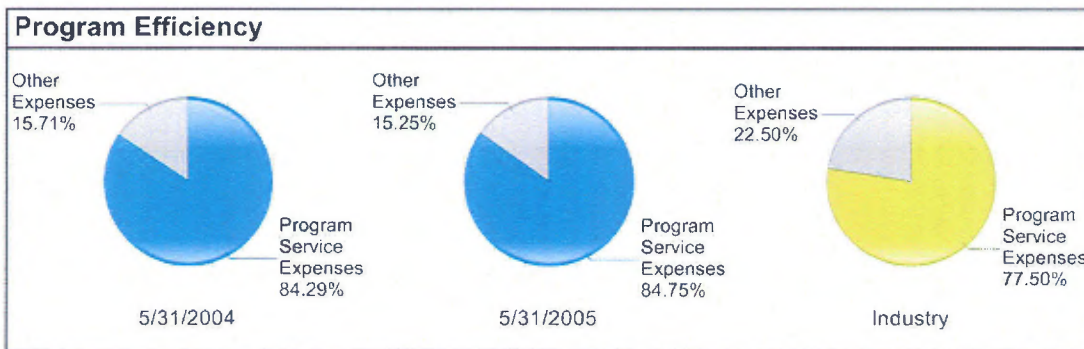
**A NOTE ON SCORING:** Each section of this report (Liquidity, Operating Yield (Net Gain/Loss) Trends, etc.) contains a star rating which measures the organization's overall performance in the area at the time of the report's generation. One star indicates that the organization is below average or may possibly need improvement in the area. Three stars indicate that the organization is about average for the area. Five stars indicate that the organization is above average or performing approximately well in the area.

**OVERVIEW**

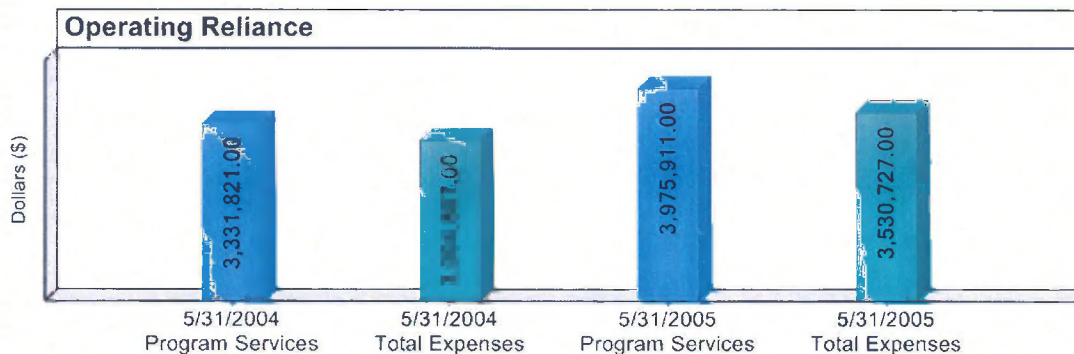


*Generally, how is the organization managing money with regard to its sector and mission?*

Conditions have stayed **quite similar** to the way they were last period, at least in this very specific area of the report. The Millard Schools Education Foundation's "program efficiency" is "average" or in-line with that of other firms in the sector. Program efficiency is important because it measures to some degree a firm's discipline in meeting strategic goals and such. It is good to note that much revenue is generated from programs, which is also a big positive, especially since it is clear that program revenues contribute significantly to paying for total operating expenses. **A good goal** in this area might be to increase program efficiency slightly over time. Additionally, while we realize your goals and objectives should or will be developed in your strategic planning initiatives, another goal may be to seek additional sources of funding over the long-term.



*4/1*



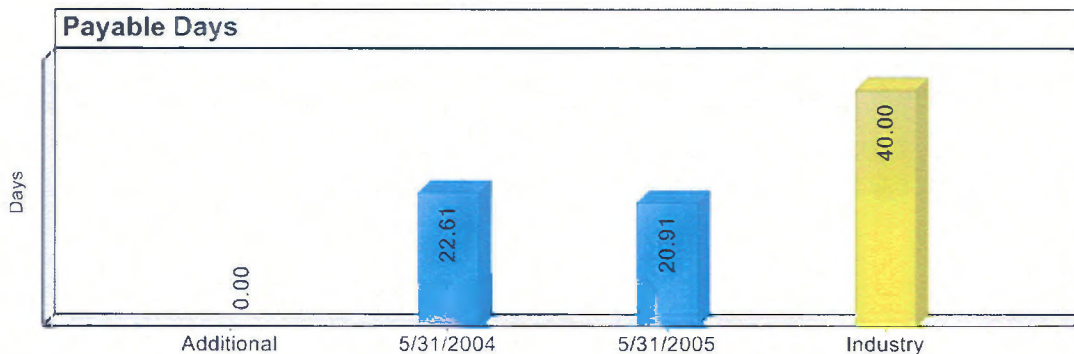
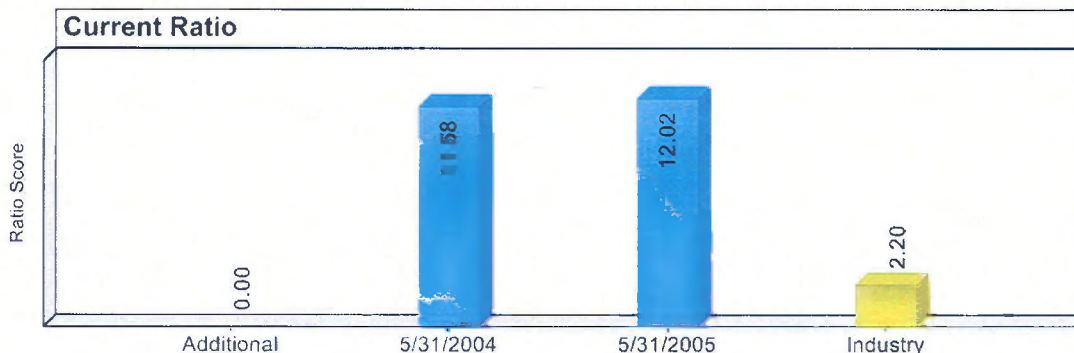
Note: Operating Reliance shows how able a nonprofit entity is to pay for total expenses from program revenues alone

## LIQUIDITY



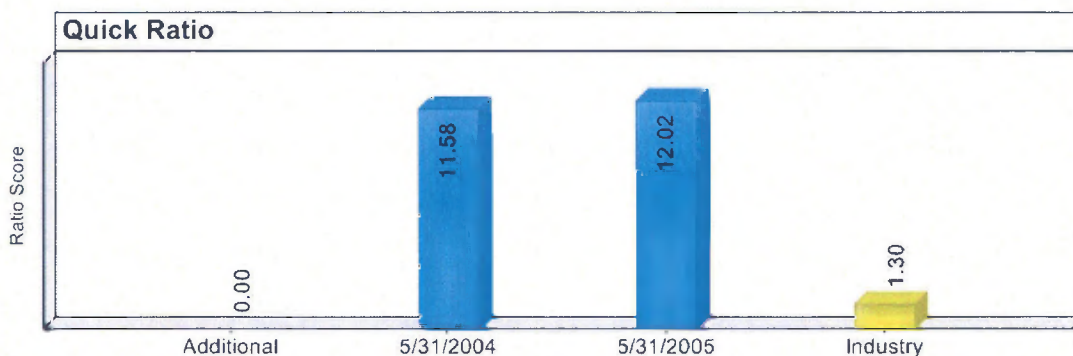
*Generally, what is the organization's ability to meet obligations as they come due?*

The organization's overall liquidity position is sound and has been kept solid since last period. Even better, this was achieved while the income side of the business improved. Often, when revenues or operating yield dollars are growing, the cash position may suffer, but this is clearly not the case here. It should be noted that the firm's liquidity position is even "strong" relative to the industry. Superior liquidity can be used to fund investments, which can ultimately help the organization gain a competitive advantage. Also, the organization's payable days ratio is better than average relative to its industry.



47





## OPERATING YIELD (NET GAIN/LOSS) TRENDS

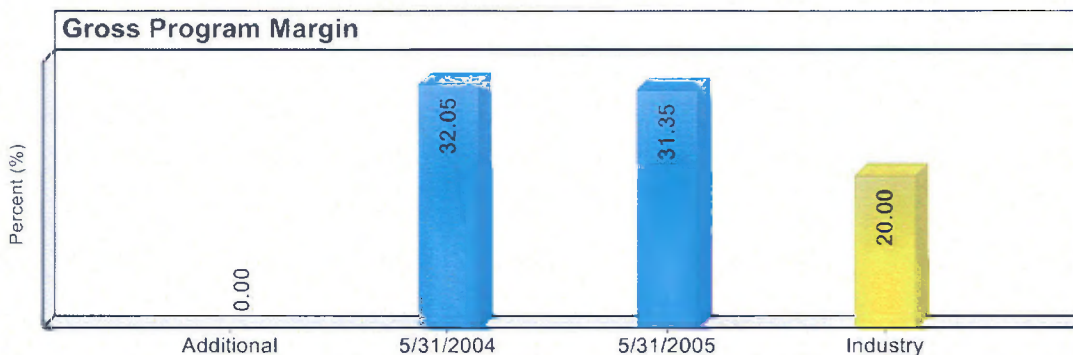


### *Are trends favorable in the organization?*


The organization's revenues have increased this period, and so have its net gain dollars. This organization is clearly performing well in the Operating Yield area at this time. Additionally, the organization has been able to maintain its above-average operating margin from last period. This stable (and strong) operating margin -- along with the increase in revenues -- indicates that the organization is growing its operations at a good and measured pace. The organization has resisted the tendency to overspend as revenues are rising. This is an excellent result.

Whenever an organization has a good operating margin and increases revenues and net gains concurrently, most other parts of the operations will fall into place. Returns on assets will also generally increase. In addition, the organization's cash position will tend to improve over time, giving the organization a cushion if revenue growth slows in the future. In short, good work in this area, as this organization has achieved, generally leads to overall financial health for the organization.

Keep in mind that the operating margin is the operating yield percentage -- the cents of net gain extracted from each revenue dollar generated. Millard Schools Education Foundation has maintained a strong operating margin over multiple periods, which is particularly good. Consistently operating with a surplus means that the organization is performing well both generally and relative to other organizations in this industry; this is depicted in the graph area of the report. The operating margin is the most important Income Statement ratio to manage because it indicates how effective the organization is at balancing its revenue dollars and its expenses.



48



## REVENUE



### *Are revenues growing and satisfactory?*

Revenue increases do not usually mean much in and of themselves. Organizations are more interested in comparing how revenue changed against other resources. Revenues have increased since the prior period, which is clearly a good result. One of the organization's strengths is its ability to drive revenues higher without a significant increase in fixed assets. This is at least partially attributed to its partnership with Millard Public Schools and the utilization of School District facilities for the child care programs. This is obviously a positive dynamic.

49

The next three sections will examine how effectively the organization is using three of its most important resources: borrowed funds, assets, and employees. Ultimately, effectiveness here is determined by comparing changes in these resources to changes in the organization's revenue level. Resources are costs that should be used to leverage higher revenues, since higher revenues are necessary to improve and expand the organization's program services and make progress toward its mission.

## BORROWING

### Is the organization borrowing responsibly?

These results are favorable. The organization has no bank debt.

## ASSETS



### Is the organization using gross fixed assets effectively?

This factor varies widely among non-profit organizations. Millard Schools Education Foundation benefits from the use of facilities at the schools it supports. Accordingly, this ratio is considered not a meaningful comparison to the industry. However, it is important to note that typically, good managers should try to keep both expenses and assets as low as possible. This is because lower asset levels improve the return on assets.

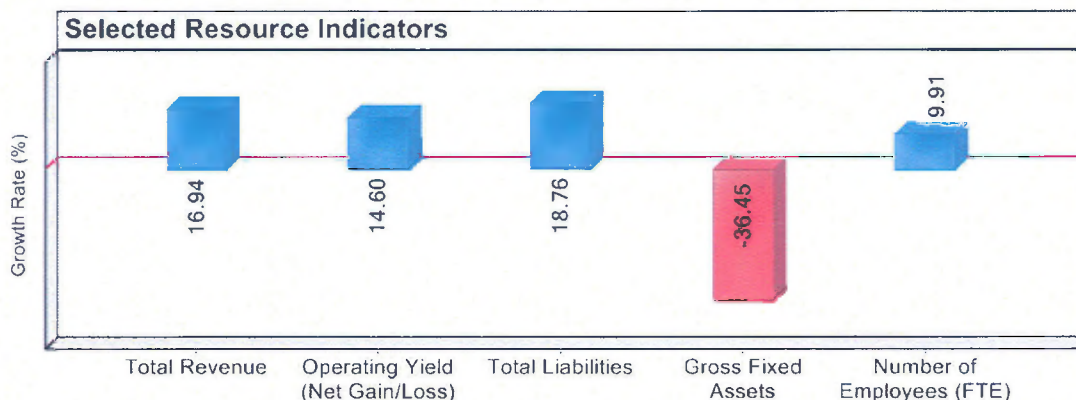
## EMPLOYEES



### Is the organization hiring effectively?

The revenue base improved at a faster rate than the rate at which the organization added employees this period. This is a good result -- the organization continued to leverage its employee base. Managers have improved the organization's revenue per employee statistic, which is a key efficiency measure. As usual, before you add employees, though, managers should make sure that they are planning carefully for future programming needs. Adding staff is always risky, and therefore requires good forecasting.

"One of the marks of true greatness is the ability to develop greatness in others." -- J.C. Macaulay



50

## INDUSTRY SCORECARD

Financial Indicator	Current Period	Industry Range	Distance from Industry
Program Efficiency	0.85	0.70 to 0.85	0.00%
	= Program Service Expenses / Total Expenses		
<b>Explanation:</b>	Shows the basic relationship between program expenses and total expenses. The best outcome would be a ratio of 1, where all amounts paid by a nonprofit would go towards "programs". This ratio is typically keenly watched by employees, managers, Board members, donors, and contributors. It tends to be one of the more important metrics that many nonprofits use in assessing performance.		
Revenue Composition	0.91	0.50 to 0.70	+30.00%
	= Program Services / Total Revenue		
<b>Explanation:</b>	This metric shows the composition of the organization's revenue stream. Specifically, it shows how many cents in program revenue there are for each dollar of revenue generated. Some people like to look at this to see how dependent the entity is on outside funding.		
Operating Reliance	1.13	0.50 to 0.80	+41.25%
	= Program Services / Total Expenses		
<b>Explanation:</b>	Shows how able a nonprofit entity is to pay for total expenses from program revenues alone. Many times (although not always) program revenues are more predictable and consistent sources of money and, therefore, it is a point of interest to see how able a company is to liquidate expenses from just program revenue. The ideal score would be 1 or even above 1 in very rare cases.		
Current Ratio	12.02	1.60 to 2.80	+329.29%
	= Total Current Assets / Total Current Liabilities		
<b>Explanation:</b>	Generally, this metric measures the overall liquidity position of an organization. It is certainly not a perfect barometer, but it is a good one. Watch for big decreases in this number over time. Make sure the accounts listed in "current assets" (numerator) are collectible.		
Quick Ratio	12.02	0.90 to 1.70	+607.06%
	= (Cash + Total Receivables) / Total Current Liabilities		
<b>Explanation:</b>	This is another good indicator of liquidity, although by itself, it is not a perfect one. If there are receivable accounts included in the numerator, they should be collectible. Look at the length of time the organization has to pay the amount listed in the denominator (current liabilities).		
Payable Days*	20.91 Days	20.00 to 60.00 Days	0.00%
	= (Payables / Program Service Expenses) * 365		
<b>Explanation:</b>	This ratio shows the average number of days that lapse between the purchase of material and labor, and payment for them. It is a rough measure of how timely an organization is in meeting payment obligations.		

51

Gross Program Margin	31.35%	10.00% to 30.00%	+4.50%
= Gross Yield / Total Revenue			

**Explanation:** This number indicates the percentage of revenue that is left over after paying for program expenses. It is an important statistic that can be used in business planning because it indicates how many cents of gross program profit can be generated by future revenue and also what percentage of revenue the organization can use for other expenses such as administration and fundraising.

Operating Margin	19.00%	-7.00% to 0.00%	+19.00%
= Operating Yield (Net Gain/Loss) / Total Revenue			

**Explanation:** A very important number. In fact, over time, it is one of the more important barometers that we look at. It measures how many surplus cents the organization is generating for every dollar it sells. This is a very important number in preparing forecasts.

\* These formulas have been scaled to approximate annual statistics.

**NOTE:** Exceptions are sometimes applied when calculating the Financial Indicators. Generally, this occurs when the inputs used to calculate the ratios are zero and/or negative.

**READER:** Financial analysis is not a science; it is about interpretation and evaluation of financial events. Therefore, some judgment will always be part of our reports and analyses. Before making any financial decision, always consult an experienced and knowledgeable professional (accountant, banker, financial planner, attorney, etc.).

52

# **Millard Schools Education Foundation, Inc. Performance Review**

**For the period ending May 31, 2005**

**Provided By**

**Graeve Garrelts Denham & Bruce LLC  
Keith J. Graeve CPA  
402-330-7008**

53

**Millard Schools Education Foundation, Inc.**  
(UNAUDITED)

May 31, 2005 and May 31, 2004

**OVERVIEW**



**LIQUIDITY**



**ASSETS**



**OPERATING YIELD TRENDS**



**EMPLOYEES**



**REVENUE**



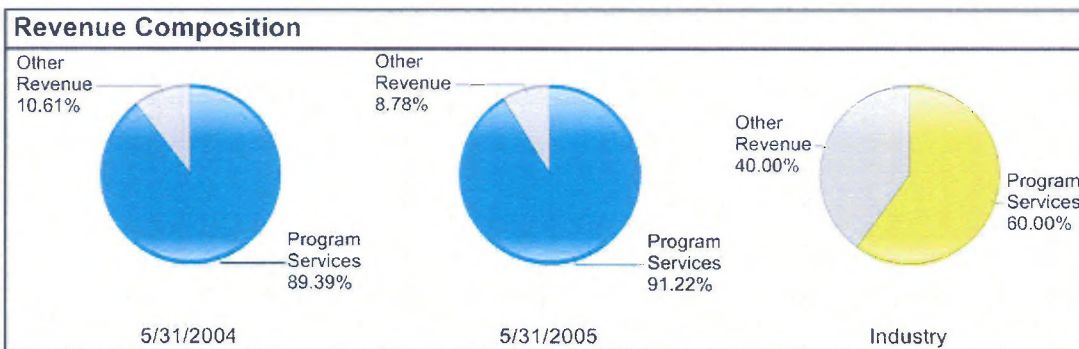
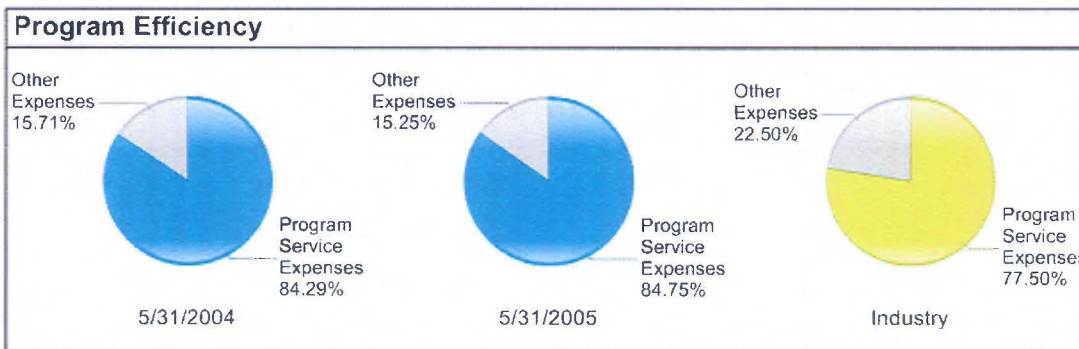
**A NOTE ON SCORING:** Each section of this report (Liquidity, Operating Yield (Net Gain/Loss) Trends, etc.) contains a star rating which measures the organization's overall performance in the area at the time of the report's generation. One star indicates that the organization is below average or may possibly need improvement in the area. Three stars indicate that the organization is about average for the area. Five stars indicate that the organization is above average or performing approximately well in the area.

**OVERVIEW**

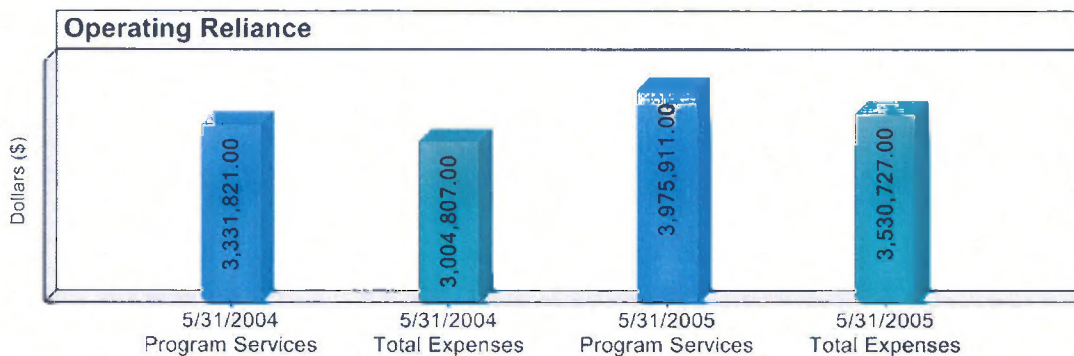


*Generally, how is the organization managing money with regard to its sector and mission?*

Conditions have stayed **quite similar** to the way they were last period, at least in this very specific area of the report. The Millard Schools Education Foundation's "program efficiency" is "average" or in-line with that of other firms in the sector. Program efficiency is important because it measures to some degree a firm's discipline in meeting strategic goals and such. It is good to note that much revenue is generated from programs, which is also a big positive, especially since it is clear that program revenues contribute significantly to paying for total operating expenses. **A good goal** in this area might be to increase program efficiency slightly over time. Additionally, while we realize your goals and objectives should or will be developed in your strategic planning initiatives, another goal may be to seek additional sources of funding over the long-term.



54



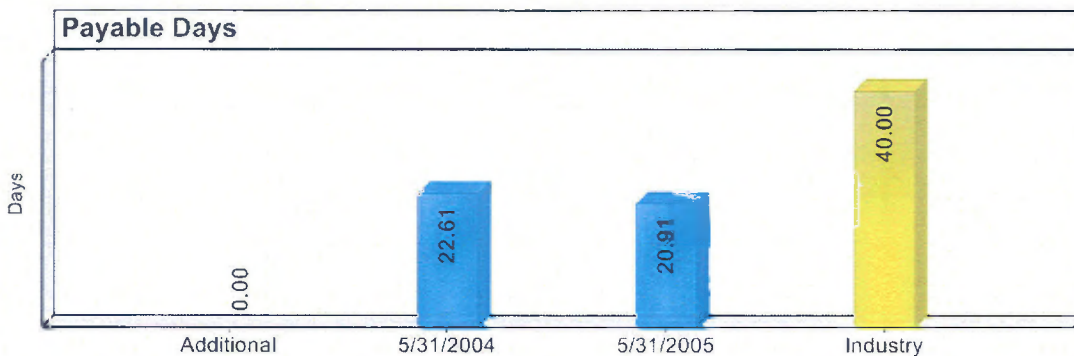
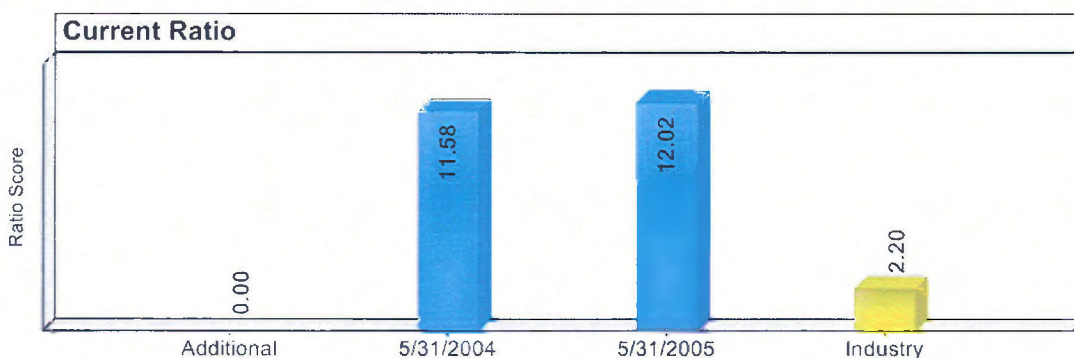
Note: Operating Reliance shows how able a nonprofit entity is to pay for total expenses from program revenues alone

## LIQUIDITY

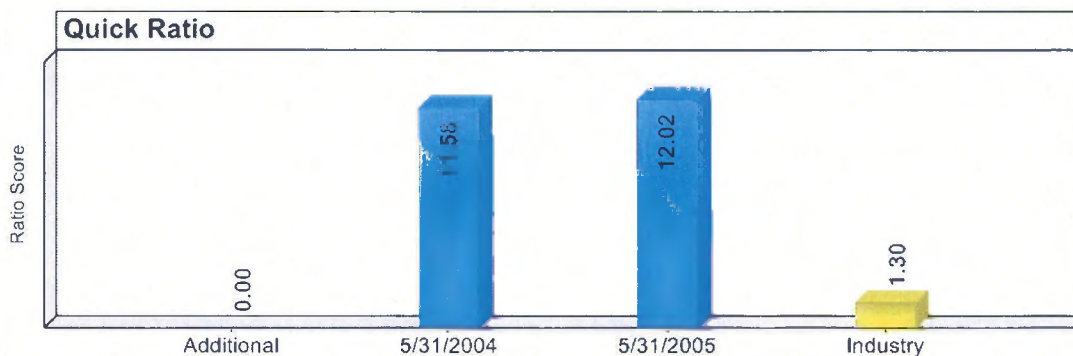


*Generally, what is the organization's ability to meet obligations as they come due?*

The organization's overall liquidity position is sound and has been kept solid since last period. Even better, this was achieved while the income side of the business improved. Often, when revenues or operating yield dollars are growing, the cash position may suffer, but this is clearly not the case here. It should be noted that the firm's liquidity position is even "strong" relative to the industry. Superior liquidity can be used to fund investments, which can ultimately help the organization gain a competitive advantage. Also, the organization's payable days ratio is better than average relative to its industry.







## OPERATING YIELD (NET GAIN/LOSS) TRENDS

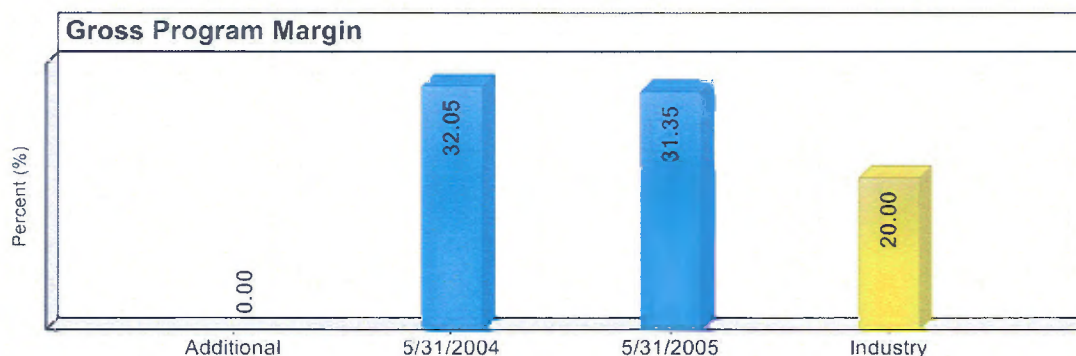


### *Are trends favorable in the organization?*


The organization's revenues have increased this period, and so have its net gain dollars. This organization is clearly performing well in the Operating Yield area at this time. Additionally, the organization has been able to maintain its above-average operating margin from last period. This stable (and strong) operating margin -- along with the increase in revenues -- indicates that the organization is growing its operations at a good and measured pace. The organization has resisted the tendency to overspend as revenues are rising. This is an excellent result.

Whenever an organization has a good operating margin and increases revenues and net gains concurrently, most other parts of the operations will fall into place. Returns on assets will also generally increase. In addition, the organization's cash position will tend to improve over time, giving the organization a cushion if revenue growth slows in the future. In short, good work in this area, as this organization has achieved, generally leads to overall financial health for the organization.

Keep in mind that the operating margin is the operating yield percentage -- the cents of net gain extracted from each revenue dollar generated. Millard Schools Education Foundation has maintained a strong operating margin over multiple periods, which is particularly good. Consistently operating with a surplus means that the organization is performing well both generally and relative to other organizations in this industry; this is depicted in the graph area of the report. The operating margin is the most important Income Statement ratio to manage because it indicates how effective the organization is at balancing its revenue dollars and its expenses.



54



## REVENUE



### *Are revenues growing and satisfactory?*

Revenue increases do not usually mean much in and of themselves. Organizations are more interested in comparing how revenue changed against other resources. Revenues have increased since the prior period, which is clearly a good result. One of the organization's strengths is its ability to drive revenues higher without a significant increase in fixed assets. This is at least partially attributed to its partnership with Millard Public Schools and the utilization of School District facilities for the child care programs. This is obviously a positive dynamic.

57

The next three sections will examine how effectively the organization is using three of its most important resources: borrowed funds, assets, and employees. Ultimately, effectiveness here is determined by comparing changes in these resources to changes in the organization's revenue level. Resources are costs that should be used to leverage higher revenues, since higher revenues are necessary to improve and expand the organization's program services and make progress toward its mission.

## BORROWING

*Is the organization borrowing responsibly?*

These results are favorable. The organization has no bank debt.

## ASSETS



*Is the organization using gross fixed assets effectively?*

This factor varies widely among non-profit organizations. Millard Schools Education Foundation benefits from the use of facilities at the schools it supports. Accordingly, this ratio is considered not a meaningful comparison to the industry. However, it is important to note that typically, good managers should try to keep both expenses and assets as low as possible. This is because lower asset levels improve the return on assets.

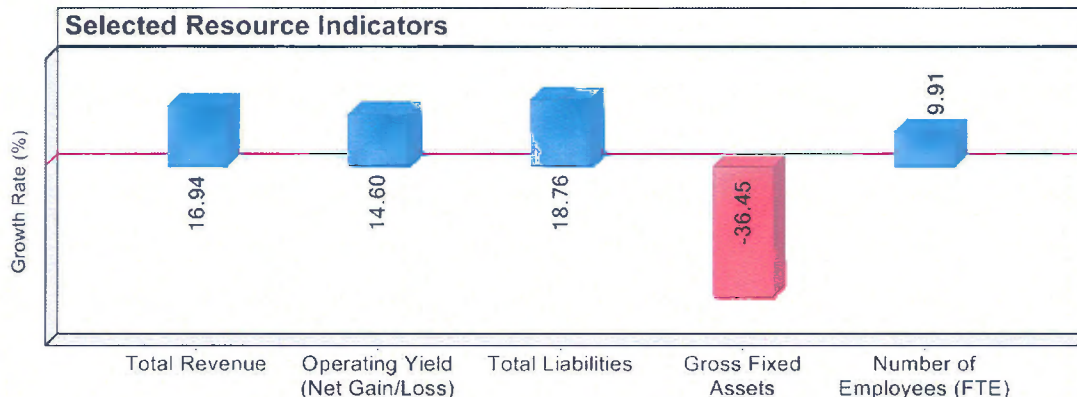
## EMPLOYEES



*Is the organization hiring effectively?*

The revenue base improved at a faster rate than the rate at which the organization added employees this period. This is a good result -- the organization continued to leverage its employee base. Managers have improved the organization's revenue per employee statistic, which is a key efficiency measure. As usual, before you add employees, though, managers should make sure that they are planning carefully for future programming needs. Adding staff is always risky, and therefore requires good forecasting.

"One of the marks of true greatness is the ability to develop greatness in others." -- J.C. Macaulay



58

## INDUSTRY SCORECARD

Financial Indicator	Current Period	Industry Range	Distance from Industry
Program Efficiency	0.85	0.70 to 0.85	0.00%
= Program Service Expenses / Total Expenses			
<b>Explanation:</b> Shows the basic relationship between program expenses and total expenses. The best outcome would be a ratio of 1, where all amounts paid by a nonprofit would go towards "programs". This ratio is typically keenly watched by employees, managers, Board members, donors, and contributors. It tends to be one of the more important metrics that many nonprofits use in assessing performance.			
Revenue Composition	0.91	0.50 to 0.70	+30.00%
= Program Services / Total Revenue			
<b>Explanation:</b> This metric shows the composition of the organization's revenue stream. Specifically, it shows how many cents in program revenue there are for each dollar of revenue generated. Some people like to look at this to see how dependent the entity is on outside funding.			
Operating Reliance	1.13	0.50 to 0.80	+41.25%
= Program Services / Total Expenses			
<b>Explanation:</b> Shows how able a nonprofit entity is to pay for total expenses from program revenues alone. Many times (although not always) program revenues are more predictable and consistent sources of money and, therefore, it is a point of interest to see how able a company is to liquidate expenses from just program revenue. The ideal score would be 1 or even above 1 in very rare cases.			
Current Ratio	12.02	1.60 to 2.80	+329.29%
= Total Current Assets / Total Current Liabilities			
<b>Explanation:</b> Generally, this metric measures the overall liquidity position of an organization. It is certainly not a perfect barometer, but it is a good one. Watch for big decreases in this number over time. Make sure the accounts listed in "current assets" (numerator) are collectible.			
Quick Ratio	12.02	0.90 to 1.70	+607.06%
= (Cash + Total Receivables) / Total Current Liabilities			
<b>Explanation:</b> This is another good indicator of liquidity, although by itself, it is not a perfect one. If there are receivable accounts included in the numerator, they should be collectible. Look at the length of time the organization has to pay the amount listed in the denominator (current liabilities).			
Payable Days*	20.91 Days	20.00 to 60.00 Days	0.00%
= (Payables / Program Service Expenses) * 365			
<b>Explanation:</b> This ratio shows the average number of days that lapse between the purchase of material and labor, and payment for them. It is a rough measure of how timely an organization is in meeting payment obligations.			

59

Gross Program Margin	31.35%	10.00% to 30.00%	+4.50%
----------------------	--------	------------------	--------

= Gross Yield / Total Revenue

**Explanation:** This number indicates the percentage of revenue that is left over after paying for program expenses. It is an important statistic that can be used in business planning because it indicates how many cents of gross program profit can be generated by future revenue and also what percentage of revenue the organization can use for other expenses such as administration and fundraising.

Operating Margin	19.00%	-7.00% to 0.00%	+19.00%
------------------	--------	-----------------	---------

= Operating Yield (Net Gain/Loss) / Total Revenue

**Explanation:** A very important number. In fact, over time, it is one of the more important barometers that we look at. It measures how many surplus cents the organization is generating for every dollar it sells. This is a very important number in preparing forecasts.

\* These formulas have been scaled to approximate annual statistics.

**NOTE:** Exceptions are sometimes applied when calculating the Financial Indicators. Generally, this occurs when the inputs used to calculate the ratios are zero and/or negative.

**READER:** Financial analysis is not a science; it is about interpretation and evaluation of financial events. Therefore, some judgment will always be part of our reports and analyses. Before making any financial decision, always consult an experienced and knowledgeable professional (accountant, banker, financial planner, attorney, etc.).

60

**MILLARD SCHOOLS EDUCATION  
FOUNDATION, INC.  
(A Non-Profit Organization)**

**MAY 31, 2005**

41

GRAEVE GARRELTS DENHAM & BRUCE, LLC  
 CERTIFIED PUBLIC ACCOUNTANTS  
 16924 FRANCES STREET, SUITE 210  
 OMAHA, NEBRASKA 68130



402 330 / 7008 / PHONE  
 330 / 6851 / FAX  
[www.orizongroup.com](http://www.orizongroup.com)

September 15, 2005

To the Board of Directors  
**Millard Schools Education Foundation, Inc.**  
 Omaha, Nebraska

We have reviewed the accompanying statement of financial position of Millard Schools Education Foundation, Inc. (a non-profit organization) as of May 31, 2005 and the related statements of activities and cash flows for the year then ended in accordance with Statements on Standards for Accounting and Review Services issued by the American Institute of Certified Public Accountants. All information included in these financial statements is the representation of the management of Millard Schools Education Foundation, Inc.

A review consists principally of inquiries of Organization personnel and analytical procedures applied to financial data. It is substantially less in scope than an audit in accordance with generally accepted auditing standards in the United States of America, the objective of which is the expression of an opinion regarding the financial statements taken as a whole. Accordingly, we do not express such an opinion.

Based on our review, we are not aware of any material modifications that should be made to the accompanying financial statements in order for them to be in conformity with generally accepted accounting principles in the United States of America.

*Graeve Garrelts*  
*Denham + Bruce LLC*  
 GRAEVE GARRELTS DENHAM & BRUCE, LLC

62

**MILLARD SCHOOLS EDUCATION FOUNDATION, INC.**  
**(A Non-Profit Organization)**

**STATEMENT OF FINANCIAL POSITION**  
**FOR THE YEAR ENDED MAY 31, 2005**  
**WITH SUMMARIZED FINANCIAL INFORMATION FOR THE YEAR ENDED MAY 31, 2004**  
(See Accountant's Review Report)

**ASSETS**

	<u>2005</u>	<u>2004</u>
<b>CURRENT ASSETS:</b>		
Cash and cash equivalents	\$ 611,529	\$ 662,733
Investments	<u>4,177,595</u>	<u>3,223,582</u>
Total current assets	4,789,124	3,886,315
PROPERTY AND EQUIPMENT - less accumulated depreciation of \$67,804 for 2005 and \$106,699 for 2004	43,838	55,682
OTHER ASSETS - deposits	<u>1,357</u>	<u>1,357</u>
<b>TOTAL ASSETS</b>	<u>\$ 4,834,319</u>	<u>\$ 3,943,354</u>

**LIABILITIES AND NET ASSETS**

<b>CURRENT LIABILITIES:</b>		
Accounts payable	\$ 171,420	\$ 156,918
Accrued salaries payable	125,350	104,611
Accrued payroll taxes	21,375	7,396
Deferred revenue	<u>80,387</u>	<u>66,665</u>
Total current liabilities	<u>398,532</u>	<u>335,590</u>
<b>NET ASSETS:</b>		
Unrestricted:		
Undesignated	3,742,506	2,931,504
Designated by Board of Directors	<u>50,322</u>	<u>53,374</u>
Total unrestricted	3,792,828	2,984,878
Temporarily restricted	395,362	372,167
Permanently restricted	<u>247,597</u>	<u>250,719</u>
Total net assets	<u>4,435,787</u>	<u>3,607,764</u>
<b>TOTAL LIABILITIES AND NET ASSETS</b>	<u>\$ 4,834,319</u>	<u>\$ 3,943,354</u>

See Notes to Financial Statements.



**MILLARD SCHOOLS EDUCATION FOUNDATION, INC.**  
**(A Non-Profit Organization)**

**STATEMENT OF ACTIVITIES**  
**FOR THE YEAR ENDED MAY 31, 2005**  
**WITH SUMMARIZED FINANCIAL INFORMATION FOR THE YEAR ENDED MAY 31, 2004**  
(See Accountant's Review Report)

	Unrestricted	Temporarily Restricted	Permanently Restricted	Total 2005	Total 2004
<b>SUPPORT AND REVENUE:</b>					
Public support:					
Contributions and grants	\$ 29,787			\$ 29,787	\$ 14,626
Scholarships and memorials	13,401	\$ 42,401	\$ 1,556	57,358	103,491
Special events	18,819			18,819	22,667
Total public support	62,007	42,401	1,556	105,964	140,784
Revenue:					
Child care tuition and fees	3,919,271			3,919,271	3,273,363
Registration	56,640			56,640	58,458
Alumni Memberships	5,994			5,994	
Gain on disposal of assets	155			155	
Investment income	223,255	47,471		270,726	254,726
Total revenue	4,205,315	47,471		4,252,786	3,586,547
Total support and revenue	4,267,322	89,872	1,556	4,358,750	3,727,331
<b>RECLASSIFICATIONS:</b>					
Net assets released from restrictions:					
Restrictions satisfied by payments	89,314	(84,636)	(4,678)		
Transfer to cover negative fund balances	(17,959)	17,959			
	71,355	(66,677)	(4,678)		
<b>EXPENSES:</b>					
Program services:					
Child care:					
Salaries and benefits	1,520,348			1,520,348	1,535,696
Payroll taxes	107,318			107,318	106,539
Supplies and food	181,179			181,179	331,632
Fees and licenses	1,250			1,250	1,900
Program management	54,644			54,644	58,389
Transportation	17,204			17,204	18,857
Admissions	28,686			28,686	30,698
Scholarships	89,417			89,417	75,851
Career compensation program	190,000			190,000	190,000
Alumni events	45,662			45,662	
District reimbursement	405,415			405,415	
Educational support	351,054			351,054	183,152
Total program services	2,992,177			2,992,177	2,532,714

See Notes to Financial Statements.

64

**MILLARD SCHOOLS EDUCATION FOUNDATION, INC.**  
**(A Non-Profit Organization)**

**STATEMENT OF ACTIVITIES, CONTINUED**  
**FOR THE YEAR ENDED MAY 31, 2005**  
**WITH SUMMARIZED FINANCIAL INFORMATION FOR THE YEAR ENDED MAY 31, 2004**  
(See Accountant's Review Report)

	Unrestricted	Temporarily Restricted	Permanently Restricted	Total 2005	Total 2004
<b>EXPENSES (CONTINUED):</b>					
Supporting services:					
Management and general:					
Salaries and benefits	\$ 329,004			\$ 329,004	\$ 285,686
Professional fees	39,197			39,197	63,698
Office supplies and expenses	31,069			31,069	28,991
Rent	19,200			19,200	18,996
Equipment rental and maintenance	3,333			3,333	3,257
Promotional and advertising	1,080			1,080	13,466
Telephone and utilities	6,313			6,313	4,242
Employee relations	13,942			13,942	1,096
Employee expenses	3,294			3,294	4,033
Trust fees	22,546			22,546	15,827
Depreciation	17,268			17,268	14,607
Meeting expense	3,385			3,385	1,163
Dues and publications	2,147			2,147	1,753
Insurance	18,566			18,566	6,278
Community relations	6,179			6,179	
Bank fees	11,046			11,046	
Miscellaneous	5,734			5,734	7,473
Total management and general	533,303			533,303	470,566
Fundraising	5,247			5,247	1,527
Total supporting services	538,550			538,550	472,093
Total expenses	3,530,727			3,530,727	3,004,807
INCREASE IN NET ASSETS	\$ 807,950	\$ 23,195	\$ (3,122)	828,023	722,524
NET ASSETS - beginning of year	2,984,878	372,167	250,719	3,607,764	2,885,240
NET ASSETS - end of year	\$ 3,792,828	\$ 395,362	\$ 247,597	\$ 4,435,787	\$ 3,607,764

See Notes to Financial Statements.

**MILLARD SCHOOLS EDUCATION FOUNDATION, INC.**  
**(A Non-Profit Organization)**

**STATEMENT OF CASH FLOWS**  
**FOR THE YEAR ENDED MAY 31, 2005**  
**WITH SUMMARIZED FINANCIAL INFORMATION FOR THE YEAR ENDED MAY 31, 2004**  
(See Accountant's Review Report)

	2005	2004
<b>CASH FLOWS FROM OPERATING ACTIVITIES</b>		
Cash received from child care tuition and fees	\$ 3,981,483	\$ 3,337,299
Cash received from contributors	120,108	36,223
Cash paid to suppliers and employees	(2,833,768)	(2,524,558)
Cash paid for scholarships and educational support	(630,471)	(449,003)
Interest and dividends received	119,288	102,382
Net cash provided by operating activities	756,640	502,343
<b>CASH FLOWS FROM INVESTING ACTIVITIES</b>		
Proceeds from sale of investments	408,872	213,430
Purchase of investments	(1,211,447)	(367,912)
Proceeds from sale of equipment	155	
Purchase of equipment	(5,424)	(20,555)
Net cash used in investing activities	(807,844)	(175,037)
<b>CASH FLOWS FROM FINANCING ACTIVITIES</b>		
<b>DECREASE IN CASH</b>	(51,204)	327,306
<b>CASH AND CASH EQUIVALENTS - beginning of year</b>	662,733	335,427
<b>CASH AND CASH EQUIVALENTS - end of year</b>	\$ 611,529	\$ 662,733
<b>RECONCILIATION OF CHANGE IN NET ASSETS TO CASH PROVIDED BY OPERATING ACTIVITIES</b>		
Increase in net assets	\$ 828,023	\$ 722,524
Adjustments to reconcile increase in net assets to net cash provided by operating activities		
Depreciation	17,268	14,607
(Gain) loss on sale of investments	(71,152)	(27,290)
Gain on disposal of assets	(155)	
Unrealized gains on investments	(80,287)	(125,046)
Decrease in accounts receivable		7,315
Increase in accounts payable	14,502	(635)
Increase in accrued salaries payable	13,979	825
Increase in payroll taxes payable	20,739	16,441
Increase (decrease) in deferred revenue	13,722	(106,398)
Total cash provided by operating activities	\$ 756,639	\$ 502,343

See Notes to Financial Statements.

**MILLARD SCHOOLS EDUCATION FOUNDATION, INC.**  
**(A Non-Profit Organization)**

**NOTES TO FINANCIAL STATEMENTS**

**1. NATURE OF ACTIVITIES**

Millard Schools Education Foundation, Inc. (the "Foundation") has been providing services and funds to the Millard Public School District since 1984. It issues scholarships and operates the Kids' Network Child Care Program (currently located at 22 elementary schools in the District). The Foundation also provides grant money to the District.

The Millard Schools Education Foundation, Inc. has been classified by the Internal Revenue Service as an organization other than a private foundation and is exempt from Federal income taxes under Section 501(c)(3) of the Internal Revenue Code.

**2. SUMMARY OF SIGNIFICANT ACCOUNTING POLICIES**

**Basis of Accounting**

The financial statements of the Foundation have been prepared on the accrual basis of accounting as required by generally accepted accounting principles in the United States of America.

**Financial Statement Presentation**

The Foundation has adopted Statement of Financial Accounting Standards (SFAS) No. 117, "Financial Statements of Not-for-Profit Organizations." Under SFAS No. 117, the Foundation is required to report information regarding its financial position and activities according to three classes of net assets: unrestricted, temporarily restricted, and permanently restricted.

Unrestricted - Net assets that are not subject to donor-imposed stipulations. Unrestricted net assets may be designated for specific purposes by action of the Board of Directors or may otherwise be limited by contractual agreements with outside parties. As of May 31, 2005, the Board had designated \$50,322 for scholarships.

Temporarily restricted - Net assets whose use by the Foundation is subject to donor-imposed stipulations that can be fulfilled by actions of the Foundation pursuant to those stipulations or that expire by the passage of time.

Permanently restricted - Net assets subject to donor-imposed stipulations that they be maintained permanently by the Foundation. Generally, the donors of these assets permit the Foundation to use all or part of the income earned on these assets.

Expenses are generally reported as decreases in unrestricted net assets. Expirations of donor-imposed stipulations that simultaneously increase one category of net assets and decrease another are reported as reclassifications between the applicable categories.

Temporarily restricted net assets for which donor-imposed restrictions are met in subsequent reporting periods are reclassified to unrestricted net assets and reported as net assets released from restrictions. Net assets released from restrictions also include unrestricted, temporarily restricted or permanently restricted net assets where donors have added, changed or removed restrictions on contributions. Net assets which have no donor stipulated restrictions, as well as contributions for which donors have stipulated restrictions but which are met within the same reporting period, are reported as unrestricted support.

MILLARD SCHOOLS EDUCATION FOUNDATION, INC.  
(A Non-Profit Organization)

NOTES TO FINANCIAL STATEMENTS, CONTINUED

2. SUMMARY OF SIGNIFICANT ACCOUNTING POLICIES, CONTINUED

**Cash Equivalents**

For purposes of the statement of cash flows, the Foundation considers all unrestricted highly liquid investments with an initial maturity of three months or less to be cash equivalents.

**Contributions**

Contributions are recognized when the donor makes a promise to give to the Foundation that is, in substance, unconditional. Donor-restricted contributions are reported as increases in temporarily or permanently restricted net assets depending on the nature of the restrictions. When a restriction expires, temporarily restricted net assets are reclassified to unrestricted net assets.

**Receivables**

The Foundation records receivable balances at net realizable value using the allowance method to record anticipated uncollectible balances.

**Property and Equipment**

Property and equipment is recorded at acquisition cost if purchased. Donations of property and equipment are recorded as support at their estimated fair value at the date of gift. Such donations are reported as unrestricted support unless the donor has restricted the donated asset to a specific purpose. Assets donated with explicit restrictions regarding their use and contributions of cash that must be used to acquire property and equipment are reported as restricted support. Absent donor stipulations regarding how long those donated assets must be maintained, the Foundation reports expirations of donor restrictions when the donated or acquired assets are placed in service as instructed by the donor. The Foundation reclassifies temporarily restricted net assets to unrestricted net assets at that time. Property and equipment is depreciated using the straight-line method over the assets' estimated useful lives of three to forty years.

**Fair Value of Financial Instruments**

The following methods and assumptions were used to estimate the fair value of each class of financial instruments:

Cash and Cash Equivalents - The carrying amount approximates fair value because of the short maturity of those instruments.

Investments - Investments in marketable securities with readily determinable fair values and all investments in debt securities are valued at their fair values in the statement of financial position. Unrealized gains and losses are included in the change in net assets.

**MILLARD SCHOOLS EDUCATION FOUNDATION, INC.**  
**(A Non-Profit Organization)**

**NOTES TO FINANCIAL STATEMENTS, CONTINUED**

**2. SUMMARY OF SIGNIFICANT ACCOUNTING POLICIES, CONTINUED**

**Estimates**

The preparation of financial statements in conformity with generally accepted accounting principles in the United States of America requires management to make estimates and assumptions that affect certain reported amounts and disclosures. Accordingly, actual results could differ from those estimates.

**Comparative Information**

The financial statements include certain prior-year summarized comparative information in total but not by net asset class. Such information does not include sufficient detail to constitute a presentation in conformity with generally accepted accounting principles in the United States of America. Accordingly, such information should be read in conjunction with the Foundation's financial statements for the year ended May 31, 2004, from which the summarized information was derived.

**3. BANK DEPOSITS**

At May 31, 2005 the carrying amount of the Foundation's deposits was \$560,681, and bank balances were \$1,102,154, of which only \$121,489 was covered by FDIC insurance.

**4. INVESTMENTS**

Investments are initially recorded at their acquisition cost if they are purchased and at fair value if they are received as a contribution. Investments in equity securities with readily determined market values and all debt securities are reported at their fair value. Unrealized gains and losses resulting from changes in fair value are reported in the statement of activities and result in increases or decreases to unrestricted net assets unless their use is temporarily or permanently restricted by donors to a specified purpose or future period.

Investments presented in the financial statements are part of a cash management account, which has investments in the following:

	<u>Cost</u>	<u>Market</u>	<u>Unrealized Gain</u>
Bonds and notes	\$1,595,958	\$1,652,838	\$ 56,880
Common stock	<u>2,104,945</u>	<u>2,524,758</u>	<u>419,813</u>
TOTAL	<u>\$3,700,903</u>	<u>\$4,177,596</u>	<u>\$ 476,693</u>

**MILLARD SCHOOLS EDUCATION FOUNDATION, INC.**  
**(A Non-Profit Organization)**

**NOTES TO FINANCIAL STATEMENTS, CONTINUED**

**4. INVESTMENTS, CONTINUED**

The following schedule summarizes the investment return and its classification on the statement of activities for the year ended May 31, 2005:

	<u>Unrestricted</u>	Temporarily <u>Restricted</u>	<u>Total</u>
Interest income	\$ 62,063	\$ 12,958	\$ 75,021
Dividend income	36,758	7,509	44,267
Net realized gains	57,313	13,839	71,152
Net unrealized gains	<u>67,121</u>	<u>13,165</u>	<u>80,286</u>
Total investment return	<u>\$ 223,255</u>	<u>\$ 47,471</u>	<u>\$ 270,726</u>

**5. PROPERTY AND EQUIPMENT**

A summary of the property and equipment follows. Values are stated at cost:

Equipment	\$ 19,243
Computers	75,340
Leasehold Improvements	17,059
Less: accumulated depreciation	<u>(67,804)</u>
Total property and equipment	<u>\$ 43,838</u>

**6. DEFERRED REVENUE**

A summary of deferred revenue follows.

Deferred income - golf	\$ 31,775
Deferred income - registration	<u>48,612</u>
Total deferred revenue	<u>\$ 80,387</u>

**7. PENSION PLAN**

The Foundation maintains a defined contribution pension plan. Employees are eligible to participate in the plan upon completion of six months of service and attaining age twenty. Employees may generally elect to contribute up to \$12,000 of their salary to the plan. The Foundation may make discretionary matching contributions up to the lesser of 50% of the contribution or 10% of salary for each employee participating in the plan. The Foundation made matching contributions for the year ended May 31, 2005 in the amount of \$21,635.

**MILLARD SCHOOLS EDUCATION FOUNDATION, INC.**  
**(A Non-Profit Organization)**

**NOTES TO FINANCIAL STATEMENTS, CONTINUED**

**9. COMMITMENTS**

The Foundation leases office facilities under a noncancellable operating lease that expires August 31, 2006. Rent expense for the year ended May 31, 2005 amounted to \$19,200. The foundation also leases a copier and printer under an operating lease agreement that expires December 31, 2007. Rent expense for this equipment for the year ended May 31, 2005 was \$1,283. The future minimum rental payments on these leases as of May 31, 2005 are as follows:

Year ending May 31, 2006	\$ 21,766
Year ending May 31, 2007	7,366
Year ending May 31, 2008	<u>1,497</u>
Total	<u>\$ 30,629</u>

**10. SPECIAL EVENTS**

The following are the results of the Foundation's special events during the period ended May 31, 2004:

	<u>Gross Proceeds</u>	<u>Expenses</u>	<u>Net</u>
Golf Benefit	\$ 39,290	\$ 13,361	\$ 25,929
Hall of Fame Banquet	<u>14,325</u>	<u>21,435</u>	<u>(7,110)</u>
TOTAL	<u>\$ 53,615</u>	<u>\$ 34,796</u>	<u>\$ 18,819</u>

**11. RESTRICTIONS ON NET ASSETS**

Temporarily restricted net assets at May 31, 2005 consist of contributions received for scholarships to be awarded in future periods.

Permanently restricted net assets at May 31, 2005 consist of endowment fund investments to be held in perpetuity, the income from which is expendable for scholarships.

**12. RISKS AND UNCERTAINTIES**

The Board of Trustees of the Omaha Public Schools (OPS) has made public announcements and initiated official request to officials of the State of Nebraska and Douglas County, Nebraska to declare all public schools of the Millard Public School (MPS) District that lie within the boundaries of the City of Omaha belong to OPS. If OPS prevailed in its claim, 17 schools in the MPS district would be lost to OPS. MPS has countered the claim, asserting that such a transfer of schools would violate state law.

The Millard Education Foundation operates the Kids Network day care in 21 elementary schools of the MPS District. If those schools were transferred to OPS, it is unlikely that the Foundation would be allowed to continue to operate the Kids Network in the affected schools and the Foundation would lose a significant portion of its operations and revenue source.

While officials of both the State of Nebraska and Douglas County have, citing lack of authority rejected the requests of OPS, this is a developing issue and its direction and outcome is indeterminable at this time.



## AGENDA SUMMARY SHEET

**AGENDA ITEM:** IB Program Evaluation

**Meeting Date:** November 7, 2005

**Department:** Planning & Evaluation

**Title and Brief Description:** Annual evaluation reports are completed on new mini-magnets, as specified in board policy and in strategic parameters.

**Action Desired:** Approval \_\_\_ Discussion x Information Only \_\_\_

**Background:** This is the third annual evaluation of the program. Results show that students in the Millard program continue to outperform the international comparison group. In 2004-05, 100% of the eligible candidates did qualify for the IB diploma and the scholarship amounts per student averaged \$42,971 (similar to prior year).

**Options/Alternatives Considered:** N.A.

**Recommendations:** Continue implementing the program. The few areas where the Millard average did not exceed the international averages could be addressed.


**Strategic Plan Reference:** Strategic parameters regarding cost-benefit analysis of new programs.

**Implications of Adoption/Rejection:** N.A.

**Timeline:** Use results immediately in planning for program improvement and implementation.

**Responsible Persons:** John Crawford, Pat Crum for evaluation, Rick Werkheiser and Nancy Buda for the program

**Superintendent's Signature:**



172

## **International Baccalaureate Mini-Magnet Year 3 Program Evaluation**

### **Introduction and Purpose**

As required by board policy and strategic plan parameters, the office of Planning and Evaluation carries out 5-year evaluations of all mini-magnet programs. The 2004-2005 school year was the third year of implementation for the International Baccalaureate (IB) mini-magnet at Millard North High School, and the data in this report come from this school year.

The following, from the Millard North IB web page, presents background on IB.

### **An Introduction to the International Baccalaureate Program**

In 1965 the International Baccalaureate (IB) Office was established at Geneva as a foundation under Swiss law. The IB Diploma program is recognized as the most academically rigorous high school program in the world. Since 1967, the IB program has grown to 1598 authorized IB world schools in over 121 countries. Working in three official languages (English, French, and Spanish), the IB program enjoys the respect and support of many governments, colleges and universities.

The IB Program is a rigorous pre-university course of study, which meets the needs of the highly motivated secondary school student. Designed as a comprehensive curriculum that allows its graduates to fulfill requirements of the various national systems of education, the IB is based on the pattern of no single country or educational system. It provides students of different linguistic, cultural, and educational backgrounds with the intellectual, social and critical perspectives necessary for the adult world that lies ahead of them.

All IB Diploma candidates are required to engage in the study of modern languages, sciences, mathematics, and humanities in the final two years of their secondary schooling. This program is a deliberate compromise between the preference for specialization in some countries and the emphasis on breadth often preferred in others. The intent is that students should learn how to analyze; how to reach considered conclusions about people, their languages and literature, their ways in society, and the scientific forces of the environment

Significant numbers of IB Diploma holders both from within and outside North America have gained admission to prestigious universities such as Harvard, Yale, Princeton, Brown, Stanford, McGill, Toronto, MIT, Michigan, Wisconsin, Bryn Mawr and other prominent institutions. Students are often accorded advanced standing and college credit based on their IB work.

(Reprinted with the permission of the IBO – 2002)

## **Participation**

The International Baccalaureate program at Millard North High School is a two-year diploma program that allows students to self-select into and out of the program. Seventh and eighth graders scoring at or above the 85<sup>th</sup> percentile on the TerraNova are sent informational letters about the IB program. The diploma program focuses on students completing all requirements to receive the IB diploma. (Requirements include 6 subject exams, a Theory of Knowledge course, an extended essay, and a Creativity, Action, and Service (CAS) requirement. CAS includes activities such as arts, sports, and service projects.) This is in contrast to IB certificate programs in which students take IB courses and exams with the aim of receiving a certificate for the successful completion of each exam, much like Advanced Placement (AP) courses and exams.

In 2004-2005, the third year of actual IB testing at Millard North, there were 21 seniors, or “diploma candidates” in the IB program. This was a decrease of 6 students from the 29 juniors, or “anticipated candidates”, in 2003-2004. As of early fall 2005 there are 19 seniors (diploma candidates) and 30 juniors (anticipated candidates) in the IB program at Millard North, as well as 58 sophomores and 89 freshmen who are considered pre-IB students. This is summarized in the table below.

Grade	IB Enrollment by School Year				
	2001-2002	2002-2003	2003-2004	2004-2005	2005-2006
9	46	59	45	63	89
10	28	48	40	46	58
11		23	29	25	30
12			18	21	19

The 9<sup>th</sup> grade cohort starting in 2002-2003 retained about 32% into 12<sup>th</sup> grade. The 9<sup>th</sup> grade cohort starting in 2001-2002 retained about 46% into 12<sup>th</sup> grade. Cohort retention percentages are averaging 40% across these two cohorts.

## **Test Results**

As part of the requirements to receive the IB diploma, each candidate must complete coursework and tests in 6 subjects during their junior and senior years. The subject tests fall into 2 levels, Standard Level (SL) and Higher Level (HL). Standard Level tests are taken after 1 year of coursework; Higher Level tests follow 2 years of coursework. Millard North had 41 students complete 123 subject tests in May 2005. Results by subject are shown in the following table. May 2003, 2004, 2005 results from the Millard North IB Program and the International Mean for those years are included for comparison.

International Baccalaureate Subject Tests										
Int'l Baccalaureate		May 2005 Results			May 2004 Results			May 2003 Results		
Subject	Level	Number of Students	MNHS Mean	Int'l Mean	Number of Students	MNHS Mean	Int'l Mean	Number of Students	MNHS Mean	Int'l Mean
<b>English</b>										
English	HL	21	5.71	4.85	18	4.94	4.87			
<b>Foreign Language</b>										
French	SL	6	5.17	5.02	3	4.67	4.99			
German	SL	2	4.00	5.00	2	5.00	5.10			
Latin	SL	2	3.50	3.90	1	4.00	3.87			
Spanish	SL	12	5.08	4.80	12	5.33	4.94			
<b>Individuals and Society</b>										
History of the Americas	HL	10	4.70	4.58	13	5.00	4.58			
History	SL	6	4.83	4.92	10	6.00	4.86	4	6.25	4.92
Psychology	SL	5	5.40	4.30	13	4.54	4.32	9	3.89	4.47
<b>Environmental Sciences</b>										
Biology	HL	12	5.08	4.21	9	4.78	4.37			
Chemistry	HL	11	4.09	4.72	7	3.14	4.75			
Physics	SL				4	5.75	4.38	5	3.80	4.39
<b>Mathematics</b>										
Mathematical (Methods) SL	SL	4	6.50	4.90	4	5.00	4.85			
Mathematical Studies	SL	11	6.18	4.72	5	6.00	4.58	7	6.00	4.72
Mathematics HL	HL	10	5.00	4.68	8	3.50	4.72			
<b>Electives</b>										
Music Group Performance	SL	10	5.20	4.71	5	4.40	4.55	10	5.60	4.77
Music Solo Performance	SL	1	4.00	4.30	1	4.00	4.39			
Visual Arts	HL	2	5.50	4.65	1	4.00	4.62			
Visual Arts	SL				1	4.00	4.36			

Tests are scored from 7 (excellent) to 1 (very poor). The "International Mean" is the mean of all IB students worldwide that tested in May, which is the IB testing date for students in the northern hemisphere. In the May 2005 subject tests, Millard North IB students' average scores were higher than the international averages in 11 of the 16 subject areas examined. More detail on Millard North students' IB subject test scores is shown on the following page.

Millard North IB Subject Tests: May 2005 Results								
		Student Count by Score						
Subject	Level	7	6	5	4	3	2	1
<b>English</b>								
English	HL	2	11	8				
<b>Foreign Language</b>								
French	SL		3	1	2			
German	SL				2			
Latin	SL				1	1		
Spanish	SL	2	1	5	4			
<b>Individuals and Society</b>								
History of the Americas	HL		2	3	5			
History	SL		1	3	2			
Psychology	SL		2	3				
<b>Environmental Sciences</b>								
Biology	HL	1	4	3	3	1		
Chemistry	HL		1	4	1	5		
Physics	SL							
<b>Mathematics</b>								
Mathematical Methods	SL	2	2					
Mathematical Studies	SL	6	2	2	1			
Mathematics	HL	1	3	2	3	1		
<b>Electives</b>								
Music Group Performance	SL		3	6	1			
Music Solo Performance	SL				1			
Visual Arts	HL		1	1				
Visual Arts	SL							
Score Scale: 7-Excellent 6-Very Good 5-Good 4-Satisfactory 3-Mediocre 2-Poor 1-Very Poor								

Additional requirements for the IB diploma include completion of an original research project called the Extended Essay (EE) and a 2-year Theory of Knowledge (TOK) course. These are in addition to the subject tests, and are scored from A (excellent) to E (elementary). A score of D or better must be obtained on either the Extended Essay or Theory of Knowledge for a student to receive the IB diploma. Score distributions are shown for the 18 diploma candidates as well as the percent of students receiving each grade. The Millard North 2004 data and the Millard North 2005 data are included for comparison.

<b>Millard North IB May 2004/May 2005 EE and TOK Results</b>					
	<b>Student Count by Score</b>				
<b>Extended Essay</b>	<b>A</b>	<b>B</b>	<b>C</b>	<b>D</b>	<b>E</b>
<b># of students, 2005</b>	3	2	6	9	1
<b>MNHS May 2005</b>	14.3%	9.5%	28.6%	42.9%	4.8%
<b>MNHS May 2004</b>	11.1%	5.6%	33.3%	44.4%	5.6%
<b>Theory Of Knowledge</b>	<b>A</b>	<b>B</b>	<b>C</b>	<b>D</b>	<b>E</b>
<b># of students, 2005</b>	4	9	7	1	0
<b>MNHS May 2005</b>	19.0%	42.9%	33.3%	4.8%	0.0%
<b>MNHS May 2004</b>	0.0%	5.6%	88.9%	5.6%	0.0%

Millard North students scoring A or B on the Extended Essay (EE) in 2005 made up 23.8% of the total compared to 16.7% of the total in 2004. This represents a 43% increase in number of scores in the A or B levels. In the Theory of Knowledge (TOK) course for 2005 scores of A or B made 61.9% of the total compared to 5.6% in 2004. This demonstrates a ten-fold increase in the percent scoring A or B on Theory of Knowledge from May 2004 to May 2005.

77

IB diploma candidates must accumulate at least 24 points to be awarded the IB diploma. These points come primarily from the subject tests, with up to 3 possible extra points based on the student's performance on the Extended Essay and Theory of Knowledge. The maximum possible point total is 45. Total diploma point scores for Millard North's first and second diploma classes are shown in the table below.

<b>Millard North Total IB Diploma Points</b>		
	<b>May-05</b>	<b>May-04</b>
<b>Diploma Points</b>	<b># students</b>	<b># students</b>
23		1
24		
25	1	
26	1	2
27		3
28	2	3
29	3	1
30	2	3
31		3
32	2	
33	1	
34	3	
35	2	
36	1	1
37	1	
38	1	
39		
40		
41		
42	1	
43		1
44		
45		
<b>AVE # Points</b>	<b>32.2</b>	<b>29.5</b>

Diploma requirements in addition to the point total are summarized in Appendix A. All 21 of the Millard Millard North High School diploma applicants were awarded the IB diploma. Millard North's IB diploma rate for May 2005 as reported to the International Baccalaureate Program was 100%. The May 2005 international data show 78.0% of candidates examined receiving the diploma.

78

### Costs

Expenses for the IB program for 2004-2005 are shown in the table below. Expenses in the fees, dues, and contracted services category include annual membership fees paid to the International Baccalaureate Organization (IBO) as well as fees for IB test reports and an online IB curriculum center.

<b>2004-2005 IB Expenditures</b>	
Subs, curriculum writing	\$19,372.14
In-service, training, travel	\$10,312.58
Fees, dues, contracted services	\$11,048.77
Postage, courier service	\$2,541.47
Instructional supplies	\$4,775.86
Textbooks	\$5,162.25
Software & computer equipment	\$6,013.25
	<b>\$59,226.32</b>

Costs for the IB coordinator, the Creativity, Action, and Service (CAS) coordinator, and the Extended Essay (EE) coordinator are shown in the following table.

<b>Personnel Costs</b>	
<b>Coordinator</b>	<b>FTE</b>
IB	1.00
CAS	0.50
EE	0.29
<b>Total FTE</b>	<b>1.79</b>
<b>Total Cost</b>	<b>\$88,969</b>

Total 2004-2005 expenses for IB were \$148,195. With 47 IB students in 2004-2005, this amounts to \$3,222 per enrolled IB student, not including any differential in costs due to smaller class sizes.



Class size information for IB courses is contained in the following table. Mean spring 2005 class size for the corresponding department at Millard North is included for comparison. In most cases class size for the IB classes is less than the corresponding department average. Overall, IB classes run about 59% of the building average class sizes. There is some overlap of students in Pre-IB and IB courses as well as IB and AP courses. Those overlapping classes are not addressed in the class size calculations represented in the following table.

Enrollment in IB Courses 2004-2005					
Course Name	Enrollment by Section		Course Mean	Dept. Mean Class Size	IB Enrollment as a % of Dept. Mean
	1	2			
IB English HL - 11	25		25	22.62	111%
IB English HL - 12	22		22	22.62	97%
IB Theatre Arts SL	11		11	22.62	49%
IB Math HL II	8	3	5.5	21.35	26%
IB Math SL/ IB Math HL I	14		14	21.35	66%
IB Math Studies SL	14		14	21.35	66%
IB Chemistry HL	12		12	21.8	55%
IB/AP Chemistry HL	14	20	17	21.8	78%
IB Biology HL - 11	16		16	21.8	73%
IB Biology HL - 12	13		13	21.8	60%
IB 20th Century World History	10	17	13.5	23.64	57%
IB History of Americas HL	11		11	23.64	47%
IB Psychology SL	9		9	23.64	38%
IB Theory of Knowledge I	15	20	17.5	23.64	74%
IB Theory of Knowledge II	11	12	11.5	23.64	49%
IB Visual Arts HL-11/ IB Visual Arts HL-12	7		7	19.73	35%
IB Music SL Band/Orchestra/Piano	17		17	54.19	31%
IB Spanish SL	12		12	21.34	56%
IB French SL	12		12	21.34	56%
IB German SL	8		8	21.34	37%
IB Latin SL	18		18	21.34	84%
					<b>Ave = 59 %</b>

### Summary and Conclusions

The Millard North International Baccalaureate mini-magnet graduated its second diploma class in 2004-2005. The second IB diploma class consisted of 21 diploma candidates; all of which applied for and received the IB diploma. Millard North's 100% diploma award rate for May 2005 was higher than the 83.3% diploma award rate in May 2004, as well as being higher than the international results of 78.0% from May 2005.

IB diploma candidates were awarded (offered) \$3,395,732 in college scholarships in 2004-05. Some students elected to accept no scholarship or small scholarships to attend colleges of their choice. Scholarships totaling \$902,396 were accepted by 18 IB seniors for an average of \$42,971 per student.

NMHS IB students performed well on the May 2005 subject tests, with average scores in 11 of the 16 areas examined above the international averages. The school means for Psychology, Mathematical Methods, and Mathematical Studies were more than 1 point (on a 7 point scale) above the international mean. Foreign Language scores for MNHS were lower than the international averages for the German and Latin tests; however, only 2 students were tested in each of these languages. In May 2004 several areas of concern were noted. The average score in Mathematics HL was more than 1 point below the international average. In the May 2005 testing the MNHS students scored above the international average and 1.5 points higher than the MNHS score of the previous year for Mathematics HL. In Chemistry HL the Millard North IB program has reduced the gap between their score and the international average by almost 1 point. In spite of this large improvement Chemistry HL remains an area to focus attention on with a discrepancy of slightly more than one half points.

Total expenses for IB for 2004-2005 were \$148,195. With 47 IB students enrolled in 2004-2005, this amounts to \$3,222 per IB student. This is an increase from the per-student cost of \$3,009 in 2003-2004, when one more student in 11<sup>th</sup> and 12<sup>th</sup> grades was enrolled in the program. Many of the costs, such as the annual subscription fee and personnel costs for the IB coordinator do not vary significantly with program enrollment. These costs do not include the additional instructional costs due to (mostly) smaller class sizes. Since the IB classes were, on average, 59 percent of the regular class size, the instructional costs (teacher salary and benefits per student) would be proportionally higher in IB than in the regular North High program.

As the International Baccalaureate mini-magnet program at Millard North High School progresses through its first 5 years, future evaluations will continue to track costs and class sizes. Student participation in and performance on IB tests will be reported, as will the proportion of students who are awarded the IB diploma.

# Appendix A

82

# GENERAL CONDITIONS FOR THE AWARD OF THE DIPLOMA

## Examination Results and Conditions

Individual subject examinations are graded according to a numerical scale:

1. Very Poor 2. Poor 3. Mediocre 4. Satisfactory 5. Good 6. Very Good 7. Excellent

Theory of Knowledge and the Extended Essay are graded using a letter scale:

A. Excellent B. Good C. Satisfactory D. Mediocre E. Elementary N. No Grade

Candidates may receive up to 3 points towards the diploma based on their performance in TOK and the Extended Essay. Points are assigned according to a combined grade matrix.

## Award of the Diploma

**The IB diploma will be awarded to a candidate whose total score is 24, 25, 26 or 27 points, provided all the following requirements have been met:**

1. numeric grades have been awarded in all six subjects registered for the diploma
2. an approved programme of creativity, action and service (CAS) has been completed
3. grades A to E have been awarded for both Theory of Knowledge and an Extended essay, with a grade of at least D in one of them
4. there is no grade 1 in any subject
5. there is no grade 2 at higher level
6. there is no more than one grade 2 at standard level
7. overall, there are no more than three grades 3 or below
8. at least 12 points have been gained on higher level subjects (candidates who register for four higher level subjects must gain at least 16 points at higher level)
9. at least 9 points have been gained on standard level subject (candidates who register for two standard level subjects must gain at least 6 points at standard level)
10. the final award committee has not judged the candidate to be guilty of malpractice.

**The IB diploma will be awarded to a candidate whose total score is 28 points or above, provided all the following requirements have been met:**

1. numeric grades have been awarded in all six subjects registered for the diploma
2. an approved programme of creativity, action and service (CAS) has been completed
3. grades A to E have been awarded for both Theory of Knowledge and an Extended essay, with a grade of at least D in one of them
4. there is no grade 1 in any subject
5. there is no more than one grade 2 at higher level
6. there are no more than two grades 2 at standard level
7. overall, there are no more than three grades 3 or below
8. at least 11 points have been gained on higher level subjects (candidates who register for four higher level subjects must gain at least 14 points at higher level)
9. at least 8 points have been gained on standard level subjects (candidates who register for two standard level subjects must gain at least 5 points at standard level)
10. the final award committee has not judged the candidate to be guilty of malpractice.