



**ACKNOWLEDGMENT OF RECEIPT
OF NOTICE OF MEETING**

The undersigned members of the Board of Education of Millard, District #017, Omaha, Nebraska, hereby acknowledge receipt of advance notice of a meeting of said Board of Education and the agenda for such meeting held at 7:00 P.M. on September 18, ~~2006~~ at Don Stroh Administrative Center 5606 South 147th Street Omaha, NE 68137

Dated this 18th day of September, 2006.




Brad Burwell - President



Jean Stothert - Vice President


Julie Johnson - Secretary




Mike Kennedy - Treasurer




Mike Pate, Member



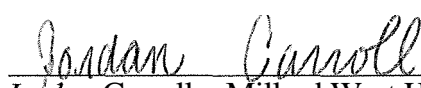
Linda Poole, Member



Derek Collins - Millard North High School



Corinne Wardian - Millard South High School



Jordan Carroll - Millard West High School

**NOTICE OF MEETING
SCHOOL DISTRICT NO. 17**

Notice is hereby given of a Board of Education meeting of School District No. 17, in the County of Douglas, which will be held at 7:00 p.m. on Monday, September 18, 2006 at 5606 South 147th Street, Omaha, Nebraska.

An agenda for such meetings, kept continuously current are available for public inspection at the office of the superintendent at 5606 South 147th Street, Omaha, Nebraska.

JULIE JOHNSON,
Secretary

9-15-06

**THE DAILY RECORD
OF OMAHA**

RONALD A. HENNINGSEN, Publisher
PROOF OF PUBLICATION

UNITED STATES OF AMERICA, }
The State of Nebraska, } ss.
District of Nebraska,
County of Douglas,
City of Omaha,


J. BOYD

being duly sworn, deposes and says that she is

LEGAL, EDITOR

of THE DAILY RECORD, of Omaha, a legal newspaper, **printed and published** daily in the English language, having a bona ~~fid~~^{paid} circulation in Douglas County in excess of 300 copies, printed in Omaha, in said County of **Douglas**, for more than fifty-two weeks last past; that the printed notice hereto attached was published in THE DAILY RECORD, of Omaha, on _____
September 15, 2006

That said Newspaper during that time was regularly published and in general circulation in the County of Douglas, and State of Nebraska.



Publisher's fee \$ 2.50
Additional Copies \$ 2.50
Total \$

Subscribed in my presence and sworn to before
me this 15th _____ day of
September 20 06

Notary Public in and for Douglas County,
State of Nebraska

BOARD OF EDUCATION MEETING - SEPTEMBER 18, 2006

NAME:

REPRESENTING:

melissa lang	mw - mr. lollars class
stephanie smith	9 th Civics!
nicole molina	
Greg Syers	MW - Danze
Mark Corum	MS - Civics
Jenny Rogers	MS - CIVICS
Bruce Abraham	MS civics
Brandon Schwarz	MS - civics
Johnathan Dollen	MS - Civics
Nate McShannan	MS - Civics
Becky McKenzie	MS - Civics
Ashley Manzer	MS - CIVICS
Garrett Schmelzel	MW - CIVICS
Huckleberry Goldstein	MW - civics
Rebecca Thomas	MS - civics
Hattie Elwer	MS - civics
KIM KASTEL	MS - CIVICS
Mike Williams	MW - Civics
Andy Meyers	MS - civics
Jon Ndan	MS - Civics
Tyler Long	MS Civics
Mike Kabischke	MS Civics
Mike Sommer	MS Civics
Taylor Bruwe	

Kyle Kreibitz
Mampholan

Shanon Woster
Megan U

Ashley Reiser

Derek V.

Robbie T.

A. Mantzaris

C. Gibb.

J. Mroczek

Erik Wilderott - MS civics

Amber Albracht MW civics

Caitlyn Hoyle MW civics

ADAM LPKS

Barley Hemphill

Jake Longacre

Steven Mursick

Greg Asplund

Dave Bumbel

Corey Druel

Christina Whitson

Amanda Leung

Joe

Brit Backman

MIKE JIBBS

Katie Keck

BOARD OF EDUCATION MEETING - SEPTEMBER 18, 2006

NAME:

REPRESENTING:

Bennett, yes the Bennett, Proctor	MW Civics
Matt Martz	MW Civics
JEFF FRICKE	MW Civics
Sean Pugh	MW Civics
Andrew Reeves	MW Civics
Skyler Wills	MW Civics
ROBERT ANTON	MS Civics
Alex Vancee	MS Civics
Lindsay Stadden	"
Haley Schwartz	"
Alissa Boukal	MS Civics
Katrina Ritzdorf	MS Civics
Jamie Keahn	MS Civics
Katie Kruger	MW Civics
Jamie Knadl	Civics
Kevin Kirshenbaum	Civics
Ryan Verbeck	Civics
Ben M'Donnell	Civics MW
Matt Beck	Civics MW
Tim Russen	Millard South
Andrew Poling	MS Civics
Ellen Davenport	Millard South
Jess Ziegenbein	Millard South

BOARD OF EDUCATION MEETING - SEPTEMBER 18, 2006

NAME:

REPRESENTING:

Chrissi Kubovy MS-Civics

Tim Owens MS-Civics

Elsie Eukman MS-Civics

Ryan Robertson MS-Civics

Shyla With MS-Civics

Jonathan Bitancourt MS-Civics

Chris Emi MS-Civics

Chris Manni MS-Civics

Stephanie Southwick MS-Civics

Tracey O'Kane MS-Civics

Heather Mead Reader

TREVOR TEMPLEAR READER

Austin Anderson MS-Civics

Alex Petersen MS-Civics

Jessica Peters MS-Civics

Ashley Critser MS-Civics

NANAW KAWANUI CIVICS

Michael Dun CIVICS-MS

Jeremy Hanel Civic MS

Bobby Noland child

Matt Rensen CIVICS

John Giedler MW Civics

Megan Stokes MW Civics

Amanda Hill MS Civics

BOARD OF EDUCATION MEETING - SEPTEMBER 18, 2006

NAME:

REPRESENTING:

Devon Caldwell	MS - Civics
Liz Lehnack	MW - CIVICS
Josh Toman	MW - CIVICS
Vasy Smith	MW - CIVICS
Zach Smith	MW - Civics
Lula McClaskill	CIVICS Teacher
Valerie Nicholson	CIVICS
Alex Hordenes	Civics
David Fraid	civics
Bob Sims	CIVICS -
Ryan Hill	Civics
The Luke Johnson	Civics
MISSY PRIDORSKY	CIVICS
Andrew Kempta	Civics
Chad Anderson	Civics
Nick Figgins	Civics
Sam Maurer	Civics
Cassidi Pickett	Civics
Christina Kramer	MS - CIVICS
Karen Shope	MS - CIVICS
Heather Strong	MS - CIVICS
Tara Werber	MS - CIVICS
Hannah Strickland	MS - CIVICS
Reid Olson	MW - CIVICS
Andrew Suiter	MV - CIVICS

25

MW

SP

AW

S

MW

EW

EW



BOARD OF EDUCATION
MEETING



SEPTEMBER 18, 2006

BOARD OF EDUCATION
MILLARD PUBLIC SCHOOLS
OMAHA, NEBRASKA

REGULAR MEETING
7:00 P.M.

STROH ADMINISTRATION CENTER
5606 SOUTH 147th STREET
SEPTEMBER 18, 2006

AGENDA

A. Call to Order

The Public Meeting Act is posted on the Wall and Available for Public Inspection

B. Pledge of Allegiance

C. Roll Call

D. Public Comments on agenda items - This is the proper time for public questions and comments on agenda items only. Please make sure a request form is given to the Board President before the meeting begins.

E. Routine Matters*

1. *Approval of Board of Education Minutes – Tuesday, September 5, 2006
2. *Approval of Bills
3. *Receive the Treasurer’s Report and Place on File

F. Information Items

1. Superintendent’s Report
2. Board Comments/Announcement
3. Report from Student Representatives

G. Unfinished Business:

H. New Business

1. Approval of State Aid Recapture Levy
2. Approval to Increase Budget Authority by Applicable Allowable Growth Rate and 1%
3. Approval of FYE07 Budget
4. Approval of FYE07 Property Tax Request
5. First Reading of Policy 6200 – Curriculum, Instruction and Assessment – Taught Curriculum: Instructional Delivery
6. Approval of Personnel Actions: Amendment to Continuing Contracts and Resignations
7. Litigation (Executive Session)
8. Superintendent Evaluation (Executive Session)

I. Reports

1. ACT/SAT Results
2. Bond Technology Status Report
3. Resolutions

Board Agenda
September 18, 2006
Page 2

J. Future Agenda Items/Board Calendar

1. Board of Education Meeting on Monday October 2, 2006 at 7 p.m. at the Don Stroh Administration Center, 5606 South 147th Street.
2. NASB Area Membership Meeting on Wednesday, October 4, 2006 at Quarry Oaks at 5:30 p.m.
3. Committee of the Whole Meeting on Monday, October 9, 2006 at 7 p.m. at the Don Stroh Administration Center, 5606 South 147th Street
4. Strategic Planning Session on Friday, October 13, 2006 at 8:00 a.m. at Champions Run, 13800 Eagle Run Dr.
5. Board of Education Meeting on Monday, October 16, 2006 at 7 p.m. at the Don Stroh Administration Center, 5606 South 147th Street
6. Board of Education Meeting on Monday, November 6, 2006 at 7 p.m. at the Don Stroh Administration Center, 5606 South 147th Street.
7. Committee of the Whole Meeting on Monday, November 13, 2006 at the Don Stroh Administration Center, 5606 South 147th Street
8. Nebraska Association of School Board's State Education Conference on November 15-17, 2006 at the Holiday Inn Central
9. Board of Education Meeting on Monday, November 20, 2006 at 7 p.m. at the Don Stroh Administration Center, 5606 South 147th Street

K. Public Comments - This is the proper time for public questions and comments on any topic. Please make sure a request form is given to the Board President before the meeting begins.

L. Adjournment

All items indicated by an asterisk (*) will comprise the Consent Agenda and may be acted on in a single motion. Items may be deleted from the Consent Agenda by request of any board member.

.BOARD OF EDUCATION
MILLARD PUBLIC SCHOOLS
OMAHA, NEBRASKA

BUSINESS MEETING
7:00 P.M.

STROH ADMINISTRATION CENTER
5606 SOUTH 147TH STREET
SEPTEMBER 18, 2006

ADMINISTRATIVE MEMORANDUM

A. Call to Order

The Public Meeting Act is posted on the Wall and Available for Public Inspection

B. Pledge of Allegiance

C. Roll Call

D. Public Comments on agenda items - This is the proper time for public questions and comments on agenda items only. Please make sure a request form is given to the Board President prior to the meeting.

*E.1. Motion by _____, seconded by _____, to approve the Board of Education Minutes – September 5, 2006. (See enclosure.)

*E.2. Motion by _____, seconded by _____, to approve the bills. (See Enclosures.)

*E.3. Motion by _____, seconded by _____, to receive the Treasurer’s Report and Place on File. (See enclosure.)

F.1. Superintendent’s Comments

F.2. Board Comments/Announcements

F.3. Report from Student Representatives

H.1. Motion by _____, seconded by _____, that approval be given to the inclusion in the FYE07 Budget of the State Aid Levy Exclusion related to LB 898 (2002) in the amount of \$1,882,446.95 as certified by the Nebraska Department of Education. (See enclosure.)

H.2. Motion by _____, seconded by _____, that approval be given to increase the District’s budget authority for FYE07 by the applicable allowable growth rate plus 1% as provided in *Neb. Rev. Stat. § 79-1029*. (See enclosure.)

H.3. Motion by _____, seconded by _____, that the FYE07 Budget be adopted as submitted in the Revised Budget Summary and that such document be incorporated herein in its entirety by this reference. (See enclosure.)

H.4. Motion by _____, seconded by _____, that approval be given to the Resolution Regarding FYE07 Property Tax Request as submitted and that such resolution be incorporated in its entirety into this motion (See enclosure.)

September 18, 2006

Page 2

- H.5. First Reading of Policy 6200 – Curriculum, Instruction, and Assessment – Taught Curriculum: Instructional Delivery. (See enclosure.)
- H.6. Motion by _____, seconded by _____, to approve Personnel Actions: Amendment to Continuing Contracts, and Resignation. (See enclosure.)
- H.7. & H.8 Motion by _____, seconded by _____, to go into Executive Session in regards to the Chicano Awareness Center Lawsuit, and discussing a confidential personnel matter, specifically the Superintendent’s Evaluation.

I. Reports:

1. ACT/SAT Results
2. Bond Technology Status Report
3. Resolutions

J. Future Agenda Items/Board Calendar

1. Board of Education Meeting on Monday October 2, 2006 at 7 p.m. at the Don Stroh Administration Center, 5606 South 147th Street.
2. NASB Area Membership Meeting on Wednesday, October 4, 2006 at Quarry Oaks at 5:30 p.m.
3. Committee of the Whole Meeting on Monday, October 9, 2006 at 7 p.m. at the Don Stroh Administration Center, 5606 South 147th Street
4. Strategic Planning Session on Friday, October 13, 2006 at 8:00 a.m. at Champions Run, 13800 Eagle Run Dr.
5. Board of Education Meeting on Monday, October 16, 2006 at 7 p.m. at the Don Stroh Administration Center, 5606 South 147th Street
6. Board of Education Meeting on Monday, November 6, 2006 at 7 p.m. at the Don Stroh Administration Center, 5606 South 147th Street.
7. Committee of the Whole Meeting on Monday, November 13, 2006 at the Don Stroh Administration Center, 5606 South 147th Street
8. Nebraska Association of School Board’s State Education Conference on November 15-17, 2006 at the Holiday Inn Central
9. Board of Education Meeting on Monday, November 20, 2006 at 7 p.m. at the Don Stroh Administration Center, 5606 South 147th Street

K. Public Comments - This is the proper time for public questions and comments on any topic. Please make sure a request form is given to the Board President before the meeting begins.

L. Adjournment

All items indicated by an asterisk (*) will comprise the Consent Agenda and may be acted on in a single motion. Items may be deleted from the Consent Agenda by request of any board member.

MILLARD PUBLIC SCHOOLS
SCHOOL DISTRICT NO 17

6

A meeting was held of the Board of Education of the School District No. 17, in the County of Douglas in the State of Nebraska. This meeting was convened in open and public session at 7:00 p.m., Monday, September 5, 2006, at the Don Stroh Administration Center, 5606 South 147th Street.

PRESENT: Brad Burwell, Linda Poole, Jean Stothert, and Julie Johnson

ABSENT: Mike Kennedy and Mike Pate

Notice of this meeting was given in advance thereof by publication in the Daily Record on, September 1, 2006; a copy of the publication is being attached to these minutes. Notice of this meeting was given to all members of the Board of Education and a copy of their Acknowledgment of Receipt of Notice and the agenda are attached to these minutes. Availability of the agenda was communicated in advance notice and in the notice of the Board of Education of this meeting. All proceedings hereafter shown were taken while the convened meeting was open to the attendance of the public.

At 7 p.m. Mr. Burwell announced the location of the "Open Meeting Law" information. Mr. Burwell called the meeting to order and asked everyone to say the Pledge of Allegiance.

Roll call was taken and members present were: Brad Burwell, Jean Stothert, Julie Johnson, and Linda Poole. Absent were Mike Kennedy and Mike Pate.

Motion by Jean Stothert, seconded by Julie Johnson, to excuse Mike Kennedy and Mike Pate from the meeting. Upon roll call vote, all members voted aye. Motion carried.

Motion by, Julie Johnson, seconded by Jean Stothert, to approve the Board of Education Minutes August 21, 2006, to approve the bills, and to receive the Treasurer's Report and place on file. Upon roll call vote, all members voted aye. Motion carried.

Superintendent's Report:

1. The Superintendents met last Tuesday and Thursday. On Tuesday there was good discussion on integration. Thursday's meeting only lasted about forty-five minutes.
2. On Friday four superintendents were interviewed by Jeff Robb, a World-Herald reporter, about the various documents that were worked on during the summer in preparation to give to the Learning Community Coordinating Council board for their meeting on September 19th. John Mackiel came out to say OPS does not support the Learning Community, but would like to continue meeting on an informal basis.
3. The Learning Community Coordinating Council meeting is set for Tuesday, September 19, 2006 at ESU #3 beginning at 7:00 p.m. The Secretary of State has set up three sections for spectators, and the National Guard is set to present the colors. The first order of business will probably be to elect officers.

Comments from the Board:

Jean Stothert said that the Committee of the Whole meeting for September has been postponed and has been rescheduled for October 9, 2006 at 7 p.m.

Brad Burwell announced he will be attending the Learning Community Coordinating Council meeting on Tuesday, September 19th, 2006 as the representative from Millard. He said recently he has talked with two other members of the newly formed council on what they hope is gained by the meetings, and to move forward in a positive enthusiastic manner. He indicated they all feel a lot can be accomplished by the council.

Mr. Burwell also welcomed the student members to the board. He told the students their comments and input was very important and encouraged them to voice their concerns.

Derek Collins, student representative from Millard North High School, Corinne Wardian, student representative from Millard South High School, and Jordan Carroll, student representative from Millard West High School informed the board of academic and athletic activities taking place at their respective high schools.

Motion by Jean Stothert, seconded by Linda Poole, to approve Aldrich Elementary School to pursue the International Baccalaureate Primary Years Program. Upon roll call vote, all members voted aye. Motion carried.

Motion by Julie Johnson, seconded by Jean Stothert, to appoint Mike Kennedy, Mike Pate and Linda Poole as the Committee to name Elementary Building #24 and Elementary Building #25. Mrs. Poole declined to serve on the committee. Mr. Burwell asked Dr. Johnson to serve on the committee. Motion by Julie Johnson, seconded by Linda Poole, to appoint Mike Kennedy, Mike Pate and Julie Johnson as the Committee to name Elementary Building #24 and Elementary Building #25. Upon roll call vote, all members voted aye. Motion carried.

Motion by Julie Johnson, seconded by Linda Poole to reaffirm Policy 6500 – Curriculum, Instruction, and Assessment – Assessed Curriculum – Program Evaluation; Rule 6500.1 – Curriculum, Instruction, and Assessment – Program Evaluation; Policy 6605 – Curriculum, Instruction, and Assessment – Journalism; Rule 6605.1 – Curriculum, Instruction, and Assessment – Journalism; Policy 6655 – Curriculum, Instruction, and Assessment – Summer School; Policy 6920 – Curriculum, Instruction, and Assessment – Community Resource. Upon roll call vote, all members voted aye. Motion carried.

Motion by Jean Stothert, seconded by Linda Poole, to approve Madison National Life, managed by National Insurance Services, as the provider of employee Life and Long-term Disability Insurance benefits. Upon roll call vote, all members voted aye. Motion carried.

Motion by Linda Poole, seconded by Julie Johnson, to approve Personnel Actions: Amendment to Contracts: Sharon Johansen and Andrea Olson and New Hires: Michaela Synowicki, Lizbeth Ensor, Sallye Vanderplas-Lee. Upon roll call vote, all members voted aye. Motion carried.

Brad Burwell delayed litigation to the end of the meeting for Executive Session

Reports given included an Enrollment Report, Safe School Hotline Change, Career Compensation Model Program, and a Construction Report

Future Agenda Items/Board Calendar: A Board of Education Meeting will be held on Monday, September 18, 2006 at 7 p.m. at the Don Stroh Administration Center, 5606 South 147th Street. A Board of Education Meeting will be held on Monday October 2, 2006 at 7 p.m. at the Don Stroh Administration Center, 5606 South 147th Street. The NASB Area Membership Meeting will be held on Wednesday, October 4, 2006 at Quarry Oaks at 5:30 p.m. A Board of Education Meeting will be held on Monday, October 16, 2006 at 7 p.m. at the Don Stroh Administration Center, 5606 South 147th Street.

At 7:56 p.m. a motion by Jean Stothert, seconded by Linda Poole, to go into Executive Session in regards to the Chicano Awareness Center lawsuit against the Millard Public School's. Upon roll call vote, all members voted aye. Motion carried.

Motion by Jean Stothert, seconded by Linda Poole, to come out of Executive Session. Upon roll call vote, all members voted aye. Motion carried.

Brad Burwell adjourned the meeting.


SECRETARY

Millard Public Schools
September 18, 2006

Millard Public Schools

Check Register

10

Prepared for the Board Meeting of September 18,2006

Check No	Vend No	Vendor Name	Amount
265526	106116	LINCOLN HIGH SCHOOL	125.00
265527	107732	BRIAN L NELSON	260.00
265528	071891	PAYFLEX SYSTEMS USA INC	5,160.00
265529	134296	PETTY CASH/ALDRICH	100.00
265530	072400	PHI DELTA KAPPA	70.00
265532	133951	US POST OFFICE STONEY RIDGE ANNEX	200.00
265748	134396	AMERICAN EDUCATIONAL RESEARCH ASSOC	110.00
265749	135645	BLUE VALLEY NORTHWEST HIGH SCHOOL	250.00
265751	032800	DEMCO INC	1,398.96
265752	099220	DICK BLICK CO	30.38
265754	130908	DOUGLAS COUNTY SCHOOL DIST.28-0001	100.00
265755	038217	WARREN K ELTISTE	171.00
265756	133883	FESTIVAL OF BANDS	125.00
265757	106773	FIRST NATIONAL BANK VISA	7,631.18
265758	134823	FRASER STRYKER MEUSEY OLSON	4,258.17
265760	052150	INTERNATIONAL READING ASSOC	4,375.00
265761	067253	NATIONAL ASSOC OF SECONDARY	159.00
265762	099928	NATIONAL FORENSIC LEAGUE	99.00
265763	068020	NATIONAL SCIENCE TEACHERS ASSOC	4,462.00
265765	068463	NEBRASKA MUSIC EDUCATORS ASSOC	578.00
265766	108325	NEBRASKA STATE BANDMASTERS ASSOC	125.00
265767	133989	NEBRASKA WORKFORCE DEVELOPMENT	150.00
265768	107732	BRIAN L NELSON	390.00
265770	073040	PSI GROUP-OMAHA	10,000.00
265771	098765	SECURITY BENEFIT LIFE INS CO	6,187.50
265772	135646	SIOUX CITY NORTH HIGH SCHOOL	100.00
265773	107354	STEPHEN W. VENTEICHER	560.00
265774	102837	4-IMPRINT	517.85
265775	100699	A & E CATALOG	56.90
265776	103018	A & E HOME VIDEO	239.10
265777	100019	ABC NEWS VIDEOS	97.48
265778	010037	ABC SCHOOL SUPPLY COMPANY	149.44
265779	130403	ABILITATIONS	1,445.82
265780	010275	ACADEMIC COMMUNICATION ASSOC INC	370.78
265781	010283	ACADEMIC THERAPY PUBLICATIONS	132.00
265782	109853	ACCESS ELEVATOR INC.	190.00
265783	010298	ACCUCUT SYSTEMS	75.00
265784	010300	ACCURATE LOCKSMITHS, INC	118.14
265785	010003	ACT INC	129.00
265786	010383	ACTION BATTERIES UNLIMITED INC	70.56
265787	010421	DEBORAH A ADY	189.00
265789	108351	AIRGAS NORTH CENTRAL INC	89.34
265790	133620	AKSARBEN PIPE & SEWER CLEANING LLC	2,791.25
265791	133646	AKSARBEN SERVICES INC	270.76
265792	010884	FRANCE ALBANESI	917.18
265793	132788	ALFRED PUBLISHING CO INC	120.56

Date: 9/13/06

Millard Public Schools

Check Register

11

Prepared for the Board Meeting of September 18, 2006

Check No	Vend No	Vendor Name	Amount
265794	107060	ALL FLAGS ETC	129.00
265795	109079	ALLTEL CORPORATION	54.47
265796	107651	AMAZON.COM INC	71.30
265797	097090	AMERICAN BOILER COMPANY	6,050.00
265798	135558	AMERICAN PHYSICAL THERAPY ASSN	1,500.00
265799	012450	AMERICAN RED CROSS HEARTLAND	146.90
265800	133174	AMERICAN SECURITY SERVICES INC	140.00
265801	102430	AMI GROUP INC	1,603.75
265802	012590	AMSTERDAM PRINTING & LITHO	62.58
265803	010112	ANDERSON ELECTRIC	1,689.50
265804	099358	ANNENBERG/CPB PROJECT	1,130.85
265805	134875	JEWISH FEDERATION OF OMAHA INC	60.00
265806	106889	APPLIED INDUSTRIAL TECHNOLOGIES	118.01
265807	107541	APPLIED INFORMATION MANAGEMENT	1,500.00
265808	134826	APROPOS CONSULTING LLC	43,505.00
265809	108092	MERRILL COMPANY	879.56
265810	106436	AQUA-CHEM INC	815.75
265811	013105	ARBOR SCIENTIFIC	109.55
265812	135641	CHERRON ARENS	187.50
265813	013209	ART STUDIO CLAY COMPANY	4,303.33
265814	130277	ART VIDEO WORLD	103.99
265815	013214	ARTS & ACTIVITIES MAGAZINE	24.95
265816	013496	ASCD	461.24
265817	106207	ASCD (MEMBERSHIP)	799.00
265819	102840	ASSOCIATED FIRE PROTECTION	1,337.00
265820	012507	AT&T	33.94
265821	013511	ATTAINMENT COMPANY INC	103.95
265822	102237	AUTO STATION	4,490.87
265823	134267	B & D DIAMOND PRO INC	3,400.00
265824	016295	BADGER BODY & TRUCK EQUIPMENT CO	40.96
265827	017900	BARCO MUNICIPAL PRODUCTS, INC.	1,256.45
265829	099646	BARNES & NOBLE BOOKSTORE	15,391.07
265830	132608	BARNES DISTRIBUTION	839.11
265831	134739	MARGO BASSINGER	24.74
265832	099749	BAUDVILLE INC	283.45
265833	107540	BRIAN F BEGLEY	48.00
265835	018705	BERNINA SEWING CENTER	55.36
265836	130821	OCONNOR ENTERPRISES	207.00
265837	072250	BG PETERSON COMPANY	310.35
265838	019111	BISHOP BUSINESS EQUIPMENT	804.43
265839	019559	BOUND TO STAY BOUND BOOKS INC	3,243.56
265840	019835	BOYS TOWN NATIONAL	1,599.40
265841	134129	AVRAHAM KADAR	300.00
265842	019858	PEGGY A BRENDEL	161.99
265843	019861	BRIGGS, INC.	33.48
265844	130346	BROCK ENTERPRISES INC.	168.24

Date: 9/13/06

Millard Public Schools

Check Register

12

Prepared for the Board Meeting of September 18,2006

Check No	Vend No	Vendor Name	Amount
265845	135535	BROWN UNIVERSITY	59.40
265846	131995	M MARTHA BRUCKNER	161.09
265847	106466	BRUINS MONTESSORI INTERNATIONAL	2,365.35
265848	099431	BUSINESS MEDIA INC	1,703.30
265849	131619	C E SUNDBERG CO	90.42
265850	023831	CALLOWAY HOUSE INC	1,227.53
265851	130258	CAREER PATHS MARKED RESOURCE CENTER	88.48
265852	054237	PIONEER LOCK CO INC	231.00
265853	023925	CARLEX INC	69.90
265854	023970	CAROLINA BIOLOGICAL SUPPLY CO	78.77
265855	024061	CARQUEST AUTO PARTS	365.71
265856	108026	CATHERINE U CARRINGTON	10.68
265857	024067	CARSON DELLOSA PUBLISHING	1,032.53
265858	131158	CURTIS R CASE	151.30
265859	099284	CASS STREET PUBLISHERS INC	160.00
265860	133589	CDW GOVERNMENT, INC.	3,003.40
265861	024270	CENTERING CORPORATION	28.94
265862	130490	CERTIFIED TRANSMISSION-MILLARD	476.50
265863	134043	MALCOLM K CHAI	268.34
265864	132271	ERIK P CHAUSSEE	189.50
265865	133384	CHECKPOINT SYSTEMS INC	225.40
265866	024652	CHILDCRAFT EDUCATION CORP	1,555.18
265867	106851	CHILDREN'S HOME HEALTHCARE	11,844.00
265869	025100	CHRONICLE GUIDANCE PUBLISHING	287.65
265870	132581	CLARITUS	179.00
265871	135633	MICHAEL D CLARK	65.90
265873	099222	CLASSROOMDIRECT.COM	3,150.03
265874	101174	CLAY TIMES INC	86.00
265875	025250	CLEARVUE & SVE INC	30.55
265876	132726	CLOSE UP FOUNDATION	506.31
265877	133862	TYLER JAMES COFFEY	37.38
265878	025455	COLLEGE BOARD	474.33
265881	025671	COMMUNITY INTERVENTION, INC.	69.95
265882	135082	CONCENTRA MEDICAL CENTERS	330.00
265883	026040	CONTINENTAL BOOK CO	3,906.00
265884	132720	CONTROLTEMP INC	901.04
265886	131996	COUNTRY INN & SUITES	75.00
265887	026660	WILLIAM J CRAWFORD	482.00
265888	026800	CREATIVE EDUCATIONAL SERVICES	115.00
265889	026950	CREIGHTON UNIVERSITY	750.00
265890	026970	CRESCENT ELECTRIC SUPPLY CO	116.00
265891	026998	CRIZMAC	89.53
265893	027130	CRYSTAL PRODUCTIONS	292.74
265894	099957	CRYSTAL SPRINGS BOOKS	159.04
265895	027240	CUBS DISTRIBUTING INC	35.98
265896	027345	CURRICULUM ASSOCIATES INC	30.75

Date: 9/13/06

Millard Public Schools

Check Register

13

Prepared for the Board Meeting of September 18,2006

Check No	Vend No	Vendor Name	Amount
265897	135292	CW ENTERPRISES INC	950.00
265898	130731	D & D COMMUNICATIONS	1,238.25
265899	032050	D B NEBRASKA SERVICE CO.	150.00
265900	131003	DAILY RECORD	306.00
265901	032255	DAVIS PUBLICATIONS INC	5,931.92
265902	132478	MICHAEL J DAVIS	44.50
265903	032370	DAYTIMERS	29.24
265906	107469	DEFFENBAUGH INDUSTRIES	2,727.94
265907	107469	DEFFENBAUGH INDUSTRIES	350.00
265908	099249	DELTA EDUCATION LLC	169.13
265909	032680	DELTA SYSTEMS COMPANY, INC.	91.80
265910	032800	DEMCO INC	64.89
265911	032872	DENNIS SUPPLY COMPANY	3,502.97
265912	109850	DEX MEDIA EAST LLC	1,030.85
265913	133968	DIAMOND MARKETING SOLUTIONS	872.86
265914	102435	DIAMOND VOGEL PAINTS	51.00
265915	099220	DICK BLICK CO	9,005.26
265916	033473	DIETZE MUSIC HOUSE INC	2,984.05
265917	132669	DIGITAL DOT SYSTEMS INC	135.00
265919	106194	DISCIPLINE WITH PURPOSE INC	30.00
265920	132723	ARTHUR CHOU	146.82
265921	099552	DISCOUNT SCHOOL SUPPLY	361.63
265922	101561	DISCOVER WRITING COMPANY	159.90
265923	134899	AITSCHUL GROUP CORPORATION	202.70
265924	100560	DISNEY EDUCATIONAL PRODUCTIONS	498.90
265925	135224	DIVE CINCINNATI INC	73.75
265926	135063	DL&A WEIGHT EQUIPMENT PARTS &	216.00
265929	130908	DOUGLAS COUNTY SCHOOL DIST.28-0001	13,125.00
265930	108120	DOUGLAS COUNTY SHERIFF	34,467.00
265931	099556	DRAMATISTS PLAY SERVICE INC	47.50
265932	034109	DRUMMOND AMERICAN CORPORATION	395.87
265933	100951	DYNA-KLEEN SERVICES, INC.	825.00
265934	036652	EBSCO SUBSCRIPTION SERVICES	753.09
265935	052370	ECHO ELECTRIC SUPPLY CO	1,640.52
265936	131566	ECHO MOTORS & CONTROLS INC	245.79
265937	132827	EDDY CONTRACTING	2,130.28
265938	036830	EDUCATION WEEK	79.94
265939	101894	EDUCATIONAL INNOVATIONS, INC.	1,066.01
265940	037400	EDUCATIONAL RESEARCH SERVICE	82.20
265941	037525	EDUCATIONAL SERVICE UNIT #3	1,902.97
265942	037522	EDUCATIONAL SERVICE UNIT #5	2,350.00
265943	100330	EDUCATORS OUTLET INC	466.28
265944	132892	PAMELA S EHL Y	40.32
265945	038100	ELECTRIC FIXTURE & SUPPLY	806.14
265946	108082	ELECTRONIC CONTRACTING COMPANY	110.00
265947	038140	ELECTRONIC SOUND INC.	184.22

Date: 9/13/06

Millard Public Schools

Check Register

14

Prepared for the Board Meeting of September 18,2006

Check No	Vend No	Vendor Name	Amount
265948	135640	ALISANNE R ELLS	200.00
265949	038217	WARREN K ELTISTE	392.20
265951	035579	EMC/PARADIGM PUBLISHING	99,574.71
265952	135297	LIZBETH ENSOR	331.64
265953	135611	ENTERPRISE RENT-A-CAR CO-MIDWEST	338.95
265954	130931	EPPLEY EXPRESS	188.15
265955	102791	ERIC ARMIN INC	488.51
265956	135249	ESA INC	10,492.50
265957	035610	ETA/CUISENAIRE	613.33
265958	038468	EVERBIND	2,283.12
265959	038475	EXCEL ELECTRIC INC	161.04
265960	040450	FEDERAL EXPRESS	17.69
265961	135637	FEDERAL PUBLISHING	278.50
265962	040537	FERGUSON ENTERPRISES INC	1,187.84
265963	133553	LINDSAY FERGUSON	50.76
265964	131176	STEPHEN A. FERGUSON	50.76
265965	106956	FERRELLGAS	40.50
265966	135639	CHRISTINA FIALA	50.76
265967	109069	ELIZABETH A FIALA	319.77
265968	040830	FILMS FOR THE HUMANITIES & SCIENCES	1,388.20
265969	133919	FILTER SHOP INC	4,972.68
265971	134304	FIRST BANK RICHMOND, NA	1,824.10
265972	040919	FISHER SCIENTIFIC	384.30
265973	041086	FLINN SCIENTIFIC INC	6,942.12
265974	041100	FOLLETT LIBRARY RESOURCES	7,812.18
265975	132165	FOREST SCIENTIFIC CORPORATION	1,225.00
265976	041146	KENNETH J FOSSEN	264.40
265977	130992	FRANKLIN COVEY	29.92
265978	041440	FRANKLIN ELECTRONIC PUBLISHERS INC	201.37
265979	041530	SCHOOL SPECIALITY INC	111.40
265980	101528	FROG PUBLICATIONS	82.23
265981	135031	FSH COMMUNICATIONS LLC	937.80
265982	107025	GALAXY CABLE INC	4,031.88
265983	043760	GALLUP ORGANIZATION	8,352.83
265984	044050	GENERAL BINDING CORPORATION	1,480.80
265985	135431	NICOLE N GERHARD	16.91
265986	135635	JOE GERSTANDT	400.00
265987	106660	GLASSMASTERS INC	3,616.09
265988	044887	GOODHEART-WILCOX PUBLISHER	20,325.04
265989	044891	GOPHER/PLAY WITH A PURPOSE	3,397.27
265990	043609	GP DIRECT	716.42
265991	044950	GRAINGER INDUSTRIAL SUPPLY	2,703.29
265993	099888	GRAYBAR ELECTRIC COMPANY INC	341.76
265994	044972	GREAT ACTIVITIES PUBLISHING CO	24.00
265995	099260	GREAT IDEAS FOR TEACHING INC	110.85
265996	131937	GLS (GREG LARSON SPORTS)	455.63

Date: 9/13/06

Millard Public Schools

Check Register

15

Prepared for the Board Meeting of September 18,2006

Check No	Vend No	Vendor Name	Amount
265997	135016	CANDRA R GUENTHER	149.00
265998	020255	DESIGN CONCEPTS INC	500.50
265999	133426	ADAM HAMILTON	50.76
266000	102563	HAMPTON BROWN CO INC	12,575.76
266001	101931	HANCOCK FABRICS	83.26
266002	101931	HANCOCK FABRICS	200.15
266004	047853	HAPPY CAB COMPANY INC	729.20
266005	101334	CENTRAL PURCHASING INC	49.92
266006	133487	HARCOURT ASSESSMENT INC	5,605.68
266007	047855	HARCOURT INC	636.66
266009	047855	HARCOURT INC	78,745.39
266010	056820	HARRY A KOCH COMPANY	10,125.00
266011	135155	CHARLES G HAWKINS	25.37
266012	048270	HAWTHORNE EDUCATIONAL SERVICES INC	24.95
266013	135557	HEADSET INNOVATIONS	951.16
266014	108273	MARGARET HEBENSTREIT PT	134.84
266015	048517	GREENWOOD PUBLISHING GROUP INC	579.72
266016	130700	HERTZ FURNITURE SYSTEMS	2,377.12
266017	132423	HEWLETT PACKARD CO	8,789.00
266018	048710	HIGHSMITH COMPANY INC	1,529.62
266019	048840	SUZANNE J HINMAN	175.00
266021	048940	HOB-LOB LIMITED PARTNERSHIP	105.30
266022	049075	HOLIDAY INN OF OMAHA-CENTRAL	11,174.32
266023	132872	HOPE FOUNDATION INC	44.95
266024	095520	LINDA D HORTON	35.83
266025	049440	HOSIER REFRIGERATION SUPPLY INC	75.23
266026	049600	HOUCHEM BINDERY LTD	244.80
266029	049650	HOUGHTON MIFFLIN COMPANY	81,434.77
266030	133971	F & W PUBLICATIONS	29.96
266031	133849	HOW STUFF WORKS EXPRESS	99.00
266032	049723	HUMAN RELATIONS MEDIA	1,198.65
266033	101032	HUSKER MIDWEST PRINTING	370.09
266034	130283	KARA L HUTTON	114.90
266035	095150	HW WILSON COMPANY	207.00
266036	049850	HY-VEE FOOD STORE (OAKVIEW DR)	366.11
266037	132871	INTERNATIONAL ASSOC FOR JAZZ ED	68.00
266038	131084	INDEPENDENT LIVING AIDS	218.25
266041	051778	INSIGHT MEDIA INC	1,856.40
266042	101783	INTERACT	89.89
266043	102958	INTERSTATE ALL BATTERY CENTER	2.80
266044	103110	INTERSTATE MUSIC SUPPLY	693.28
266045	101991	J.A. SEXAUER	220.58
266047	100928	J.W. PEPPER & SON INC.	3,955.47
266048	130259	JAGUAR EDUCATIONAL	98.55
266049	054230	JANELLE PUBLICATIONS INC	343.00
266050	054240	HANNELORE W JASA	88.00

Date: 9/13/06

Millard Public Schools

Check Register

16

Prepared for the Board Meeting of September 18,2006

Check No	Vend No	Vendor Name	Amount
266051	133037	JENSEN TIRE COMPANY	483.90
266052	135629	LISA A JENSEN	75.77
266053	131367	AMANDA J JOHNSON	300.29
266054	054500	JOHNSON HARDWARE COMPANY	191.70
266055	054630	JOHNSTONE SUPPLY	339.94
266056	054643	JONES AND BARTLETT PUBLISHERS	738.78
266057	026300	JP COOKE COMPANY	51.12
266058	054768	JUDAH CASTER COMPANY	50.64
266059	134473	KAEDEN CORPORATION	39.44
266060	056215	KAPLAN EARLY LEARNING CO	190.78
266061	106997	VICTORIA A KASPAR	180.00
266062	056237	KAYLORS SCHOOL & OFFICE SUPPLY INC	69.12
266064	132272	SUSAN L KELLEY	60.55
266065	056341	KEY CURRICULUMPRESS	38.39
266066	056550	MARK LEVINE	207.90
266067	133973	KIDS ON THE MOVE INC	87.50
266068	056724	KINKO'S	16,594.83
266069	135630	NICHOLAS KINTZLE	144.45
266070	109136	KLOCKIT	331.95
266072	135560	KP EDUCATION SYSTEMS LLC	1,428.90
266074	058755	LAIDLAW TRANSIT INC	8,807.08
266075	099217	LAKESHORE LEARNING MATERIALS	3,770.31
266076	134776	KATHLEEN A LANDGREN	54.81
266077	135257	LANGUAGE LINE SERVICES	110.69
266078	134758	INTERNATIONAL CTR LEADERSHIP IN ED	702.00
266079	130792	LEARNING RESOURCES	103.60
266080	059100	JEFFREY SCHRANK	3,144.00
266081	101723	LEARNING TOOLS	419.37
266082	102496	LEARNING ZONE EXPRESS	255.41
266083	106469	LEGO DACTA-PITSCO LLC	112.32
266084	134961	LERNER PUBLICATIONSCO	348.61
266085	106403	LESCO INC	755.77
266086	059380	LIBRARY VIDEO COMPANY	965.04
266087	059470	LIEN TERMITE & PEST CONTROL INC	334.00
266089	134111	TRALCO - LINGO FUN INC	120.61
266090	059577	LINGUISYSTEMS, INC.	1,693.14
266091	059560	LINWELD INC	2,619.83
266092	133758	KRAIG J LOFQUIST	212.63
266093	135139	LOGAN CONTRACTORS SUPPLY	43.03
266094	059866	STACY L LONGACRE	177.08
266095	102636	LORMAN BUSINESS CENTER INC	309.00
266096	060023	NEBRASKA SPORTS INDUSTRIES INC.	283.50
266097	060111	LOVELESS MACHINE & GRINDING	34.00
266098	131397	LOWE'S HOME CENTERS INC	626.41
266099	057770	LRP PUBLICATIONS INC	482.00
266100	060125	LUCKS MUSIC LIBRARY INC	651.35

Date: 9/13/06

Millard Public Schools

Check Register

17

Prepared for the Board Meeting of September 18, 2006

Check No	Vend No	Vendor Name	Amount
266101	131586	LYMM CONSTRUCTION CO.	13,910.50
266102	133980	MACK PRINTING	1,068.78
266103	063574	W H TALBOTT INC	151.35
266104	132556	MAKEMUSIC INC	126.00
266105	101272	MARI INC.	15.99
266106	064142	MASTER TEACHER	192.20
266107	108052	MAX I WALKER	1,325.68
266109	135638	REBECCA MCFARLAN	53.50
266113	063349	MCGRAW-HILL COMPANIES	156,771.73
266114	099781	MCQUEENY LOCK COMPANY	413.90
266115	064260	MECHANICAL SALES INC.	825.65
266116	133998	SUZANNE MELLIGER	253.85
266117	131593	MELODY HOUSE	42.50
266118	135331	MENTORING MINDS LP	56.55
266119	101889	MEP INC	44.90
266120	064600	METAL DOORS & HARDWARE COMPANY INC	514.00
266121	133403	AMERICAN NATIONAL BANK	5,049.31
266122	102466	WYMAN L MARTINEK	3,153.60
266123	102870	MIDLAND COMPUTER INC	7,021.22
266124	135636	MIDLANDS DIABETES ED/SELF HELP CTR	246.00
266125	648477	MIDLANDS MESSENGER SERVICE INC	76.00
266127	064950	MIDWEST METAL WORKS INC	689.50
266128	131899	MIDWEST STORAGE SOLUTIONS	220.00
266129	065200	MIDWEST TECHNOLOGY PRODUCTS & SERV	2,556.51
266130	132332	MIDWEST TILE, MARBLE & GRANITE INC	18.34
266131	065233	MIDWEST TURF & IRRIGATION INC	3,023.53
266132	065300	MILLARD DRYWALL SERVICES, INC.	671.83
266133	065400	MILLARD LUMBER INC	396.87
266134	103119	MILLIKEN PUBLISHING COMPANY	87.45
266135	065709	SHARRON A MILLSAP	105.00
266136	100316	MINDWARE	113.60
266137	099352	MINNESOTA CLAY CO	676.24
266138	065844	LEAGUE OF HUMAN DIGNITY INC	947.91
266139	065895	MODERN SCHOOL SUPPLIES INC	400.16
266140	066075	MONTESSORI RESEARCH AND	1,049.40
266142	063150	MSC INDUSTRIAL SUPPLY CO	635.19
266143	063115	MULTI-HEALTH SYSTEMS	270.60
266144	066580	MUSIC IN MOTION INC	253.83
266146	067000	NASCO	5,191.07
266147	067666	NATIONAL COUNCIL OF TEACHERS	266.00
266148	099928	NATIONAL FORENSIC LEAGUE	99.00
266149	067801	NATIONAL MIDDLE SCHOOL ASSOC	657.00
266150	130548	NCS PEARSON INC	5,385.32
266151	130548	NCS PEARSON INC	513.57
266152	100337	ARNO P NEBEN	648.90
266153	068334	NEBRASKA AIR FILTER INC	1,608.41

Date: 9/13/06

Millard Public Schools

Check Register

18

Prepared for the Board Meeting of September 18,2006

Check No	Vend No	Vendor Name	Amount
266158	068415	NEBRASKA COUNCIL OF SCHOOL	44,295.00
266159	068445	NEBRASKA FURNITURE MART INC	15,156.94
266160	100872	NEBRASKA LIBRARY COMMISSION	2,925.00
266161	134157	NEBRASKA MEDICAL CENTER	5,100.00
266162	134231	NEBRASKA SAFETY CENTER	150.00
266163	068684	NEBRASKA SCIENTIFIC	334.87
266164	131476	NEBRASKA TURF PRODUCTS	374.00
266165	133989	NEBRASKA WORKFORCE DEVELOPMENT	150.00
266166	131550	NANCY G NELSON	211.85
266167	134558	DELTA EDUCATION LLC	148.78
266168	099737	NEWS BOWL	867.00
266169	131689	NEWS-2-YOU	123.00
266170	099374	NEWSWEEK INC	495.60
266171	109843	NEXTEL PARTNERS INC	14,685.60
266172	135632	MELISSA M NIELSEN	128.11
266173	069576	NIENHUIS MONTESSORI USA INC	3,652.15
266174	067013	NIMCO INC	99.90
266175	069689	AMSAN LLC	1,767.27
266176	069815	NORTHWEST TEXTBOOK DEPOSITORY CO	165.11
266177	069945	NUTS & BOLTS INC	229.87
266178	099235	HERFF JONES INC	1,562.98
266185	100013	OFFICE DEPOT BUS. SVCS. DIV.	20,068.36
266186	101147	OFFICE MAX #521	103.44
266187	107192	OH-K FAST PRINT	2,506.00
266188	071024	OMAHA TRACTOR, INCORPORATED	25.01
266189	071027	VIDEO MEDIA PRODUCTS LLC	53.00
266190	071053	OMAHA WORLD HERALD (EDUC)	6,899.84
266191	133850	ONE SOURCE	2,016.00
266192	071138	ORIENTAL TRADING COMPANY	142.34
266193	107193	OTIS ELEVATOR COMPANY	735.05
266194	071190	OVERHEAD DOOR COMPANY OMAHA	206.88
266195	071515	PAINTIN PLACE CERAMICS INC	1,985.38
266196	071623	PARAGON PRINTING, INC.	2,119.65
266197	071675	NIS INC	97.00
266198	108098	ANGELO D PASSARELLI	81.00
266199	071850	PAXTON PATTERSON	872.30
266200	071891	PAYFLEX SYSTEMS USA INC	5,520.60
266201	131610	PATRICIA D BUFFUM	1,020.00
266202	071305	PBS VIDEO	438.06
266203	071353	WARFIELD PCI LIMITED	1,010.91
266205	102699	PEARSON EDUCATION	11,012.23
266207	109027	PEARSON EDUCATION	121,953.81
266208	109831	JANET PELSTER	84.43
266209	107783	HEIDI T PENKE	173.09
266210	135385	PENN STATE INDUSTRIES	225.75
266211	072140	PEOPLES PUBLISHING GROUP, INC.	2,589.84

Date: 9/13/06

Millard Public Schools

Check Register

19

Prepared for the Board Meeting of September 18,2006

Check No	Vend No	Vendor Name	Amount
266212	072200	PERFECTION LEARNING CORP.	1,005.33
266213	072216	PERMA BOUND	1,235.22
266214	130721	MARY J PILLE	160.20
266215	133831	PIONEER DRAMA SERVICE INC.	464.50
266216	072760	PITSCO INC	12,990.83
266217	072785	PLANK ROAD PUBLISHING INC	137.84
266218	036944	PLANWARE SYSTEMS, LLC	1,020.00
266219	072850	PLAYTIME EQUIPMENT & SCHOOL SUPPLY	40.98
266220	073011	JUDITH E PORTER	203.18
266221	131835	PRAIRIE MECHANICAL CORP	5,928.38
266222	073220	PRATT AUDIO VISUAL & VIDEO CORP	731.39
266223	073231	PRECISION INDUSTRIES, INC.	156.83
266224	072349	PREMIER AGENDAS INC	1,851.97
266225	101892	PRIDE HOME SERVICES INC.	5,450.00
266226	073385	RUTH A PRYOR	276.00
266227	073495	PROFESSIONAL AUDIOLOGY AND	3,415.00
266228	073610	PROGRESS PUBLICATIONS	4,973.52
266229	132713	PROTEX CENTRAL INC	825.00
266230	073650	PRUFROCK PRESS INC	504.74
266231	073840	PSYCHOLOGICAL ASSESSMENT	1,238.76
266232	073867	PSYCHOLOGY TODAY	47.90
266233	077750	QUILL CORP	645.62
266234	090673	QWEST	3,875.87
266235	135430	RODGERS & HAMMERSTEIN ORG	0.00
266236	099219	RADIOSHACK CORP	277.29
266237	078280	INDEPENDENCE MOTEL PROPERTIES LP	560.35
266238	078390	RAND MCNALLY & COMPANY	199.80
266239	078420	RAWSON & SONS ROOFING, INC.	6,335.00
266241	100642	REALLY GOOD STUFF INC	309.52
266242	078670	REAMS SPRINKLER SUPPLY COMPANY INC	426.46
266243	078674	RECORDED BOOKS LLC	40.75
266244	078673	RECORDING FOR THE BLIND & DYSLEXIC	350.00
266245	133191	MATTHEW K REGA	72.00
266246	102249	RELIABLE OFFICE SUPPLIES	76.73
266247	078958	REMEDIA PUBLICATIONS	857.95
266248	099940	RENAISSANCE LEARNING INC.	474.95
266249	100813	MATT RESOURCES INC	26.00
266250	103133	RICHARD E. SPRY, INC.	923.08
266251	079179	RIEKES EQUIPMENT COMPANY	529.05
266253	135301	KATHY ROCCO	120.00
266254	079310	ROCKBROOK CAMERA CENTER	543.60
266255	131723	EDWARD V ROCKWELL	40.90
266256	079440	ROSENBAUM ELECTRIC INC	11,740.54
266257	106281	RSC EQUIPMENT RENTAL	884.88
266258	131222	S.A.L.T. GROUP, LLC	130.00
266259	132780	JENNIFER N SACHAU	39.99

Date: 9/13/06

Millard Public Schools

Check Register

20

Prepared for the Board Meeting of September 18, 2006

Check No	Vend No	Vendor Name	Amount
266260	079691	SADDLEBACK EDUCATIONAL INC	284.06
266261	081491	SAGE PUBLICATIONS, INC.	291.60
266262	081630	SAM'S CLUB DIRECT	2,851.33
266263	073300	SAMMONS PRESTON ROLYAN	927.26
266264	135607	JANE A SANDOZ	77.25
266265	081695	SARGENT WELCH	1,779.72
266267	109806	BRENT J SCHADE	80.55
266269	082100	SCHOLASTIC INC	33.79
266271	132488	SCHOLASTIC LIBRARY PUBLISHING	29,307.20
266272	082140	SCHOLASTIC MAGAZINES	5,038.71
266273	099234	SCHOOL ARTS	23.95
266274	082350	SCHOOL SPECIALTY INC	149.62
266275	099808	SCHOOLMASTERS	532.77
266276	082475	SCIENCE KIT & BOREAL LABORATORIES	1,674.41
266277	082910	SECURITY EQUIPMENT INC	5,929.86
266278	134006	GEORGE J SEFZIK	37.45
266279	131078	SHAR PRODUCTS COMPANY	69.85
266281	130645	SHERWIN-WILLIAMS	700.27
266282	133575	SIGN SOLUTIONS INC	729.00
266283	132590	SILVERSTONE GROUP INC	2,000.00
266284	106743	DONNA K SLOSSON	108.25
266285	131844	SMART KIDS SOFTWARE	31.90
266286	107093	CHARLENE S SNYDER	177.65
266287	083950	SOCIAL STUDIES SCHOOL SERVICE	805.70
266288	101476	SODEXHO MARRIOTT INC	90,673.08
266289	067688	SOLUTION TREE LLC	786.60
266290	130722	LYON FINANCIAL SERVICES	587.34
266291	135408	JANICE D SORENSEN	107.86
266292	084081	SOUTH OMAHA TERMINAL WAREHOUSE CO	241.20
266293	084093	SOUTHWEST STRINGS	294.12
266294	084238	SPECTRUM INDUSTRIES INC	7,540.47
266295	090440	SPORT SUPPLY GROUP INC	356.32
266296	084326	SPORTIME	170.74
266297	100584	STAHL'S LETTERING INC	650.81
266298	084415	STANDARD STATIONERY SUPPLY CO	874.84
266299	084491	TRACY L STAUFFER	96.57
266300	130910	STUTTERING FOUNDATION OF AMERICA	73.10
266301	084689	SULLIVAN SEWER SERVICE INC	370.00
266302	109822	BRAD D SULLIVAN	75.36
266303	084781	SUMMIT LEARNING	2,722.73
266304	133230	GLOBAL VIDEO LLC	313.43
266305	134845	SUNTEX INTERNATIONAL INC	1,511.45
266306	084930	SUPER DUPER INC	1,192.03
266307	102869	SUPER SAVER #20	358.36
266308	084956	SUPERIOR SPA & POOL	51.96
266309	084959	JAMES V SUTFIN	241.89

Date: 9/13/06

Millard Public Schools

Check Register

21

Prepared for the Board Meeting of September 18,2006

Check No	Vend No	Vendor Name	Amount
266310	135424	SWAN ENGINEERING LLC	10.20
266311	130911	SWANDA BUSINESS FORMS	1,028.06
266312	088654	TARGET	171.98
266313	103050	REPRINT/DRAPHIX, LLC	1,239.96
266314	109041	AMERICAN EAGLE COMPANY INC	141.45
266315	132962	CHILDCRAFT EDUCATION CORPORATION	292.77
266316	088709	AMERICAN EAGLE COMPANY INC	31.90
266317	101393	GLOBAL VIDEO LLC	452.20
266318	101257	TEACHERS' CURRICULUM INSTITUTE	918.00
266319	088830	TED'S MOWER SALES & SERVICE INC	430.29
266320	130602	TEEN INK	149.00
266321	133969	TENNANT SALES & SERVICE COMPANY	86.71
266323	102822	THERAPRO INC	2,125.48
266324	107094	THERMO KING CHRISTENSEN	173.25
266325	051572	THOMSON LEARNING	27,471.97
266326	135006	STEVE D THRONE	48.95
266327	099272	TIME FOR KIDS	120.00
266328	132794	TOLEDO PHYSICAL ED SUPPLY CO	343.53
266329	089572	TOOL SHED INC	43.20
266330	131560	KATHLEEN K TORRES	19.01
266331	131446	TOSHIBA AMERICA INFO SYS INC	11,142.66
266332	132138	TOYOTA FINANCIAL SERVICES	463.42
266333	101470	TOYS R US	129.88
266334	106364	AMERICAN STANDARD INC	404.14
266335	101301	TREND ENTERPRISES INC	114.37
266336	102077	TRIDAQ INC	300.00
266337	106493	TRITZ PLUMBING, INC.	2,708.60
266338	134054	DAVIS EQUIPMENT CORPORATION	0.00
266339	135505	TY'S OUTDOOR POWER & SERVICE INC	39.44
266340	102846	ULTIMATE OFFICE INC	86.66
266341	090678	UNISOURCE	913.34
266342	099268	UNITED ART AND EDUCATION	4,181.73
266343	090214	UNITED ELECTRIC SUPPLY CO INC	1,032.98
266344	109861	UNITED EQUIPMENT SERVICES CO INC	2,681.30
266345	134849	UNITED RENTALS INC	17.70
266349	090890	UNIVERSITY PRODUCTS, INC.	261.64
266351	091040	VALENTINOS INC	507.37
266352	092280	VERNIER SOFTWARE & TECHNOLOGY LLC	400.67
266353	135597	VISTA HIGHER LEARNING	34,353.43
266354	092603	HOLTZBRINCK PUBLISHER LLC	1,602.06
266355	092791	WALCH PUBLISHING	132.78
266356	092786	WALCRO INC	253.57
266357	092834	WALKER TIRE INC	309.31
266358	099379	WALL STREET JOURNAL	99.00
266359	093650	WARD'S NATURAL SCIENCE INC	6,075.16
266360	093765	WATER ENGINEERING, INC.	1,850.00

Date: 9/13/06

Millard Public Schools

Check Register

22

Prepared for the Board Meeting of September 18, 2006

Check No	Vend No	Vendor Name	Amount
266361	093772	WATKINS CONCRETE BLOCK CO. INC.	19.00
266362	135561	DAVID P GREUEL	175.50
266363	093976	WEEKLY READER CORPORATION	2,876.77
266364	132313	SARAH M WEIDNER	7.19
266365	094130	WENGER CORPORATION	893.00
266366	131998	RICHARD M WERKHEISER	307.72
266367	094174	WEST MUSIC COMPANY	329.29
266368	094350	WESTERN PSYCHOLOGICAL SERVICES	248.25
266370	105619	WESTERN TRAILER LEASING INC	635.00
266372	094245	WESTLAKE ACE HARDWARE INC	604.74
266373	094680	WHALEY GRADEBOOK CO INC	811.00
266374	134658	CRAIG WHALEY	391.22
266376	133663	WHITE CAP CONSTRUCTION SUPPLY	165.00
266377	094820	WHOLESALE HEATING & COOLING	623.99
266378	108433	WINGATE INN KEARNEY	209.85
266379	095349	WOODWIND & BRASSWIND OF SO BEND LLC	264.90
266380	134971	GLENDA M WORKMAN	6.39
266381	095376	WORLD BOOK INC	8,208.00
266382	095416	WORLD RESEARCH COMPANY	49.50
266383	101717	YOUTHLIGHT INC.	137.58
266384	099212	ZANER BLOSER INC	3,305.09
266389	135430	RODGERS & HAMMERSTEIN ORG	4,560.00
266390	134054	DAVIS EQUIPMENT CORPORATION	577.99
Total for GENERAL FUND			1,607,647.09
19898	032872	DENNIS SUPPLY COMPANY	12.79
19899	048515	HELGET SAFETY SUPPLY INC	125.06
19900	101032	HUSKER MIDWEST PRINTING	51.04
19901	064950	MIDWEST METAL WORKS INC	35.00
19902	109843	NEXTEL PARTNERS INC	183.51
19903	100013	OFFICE DEPOT BUS. SVCS. DIV.	344.27
19904	094245	WESTLAKE ACE HARDWARE INC	13.70
Total for FOOD SERVICE			765.37
265753	130648	DOSTALS CONSTRUCTION CO INC	75,192.00
265764	135644	NAVARRO ENTERPRISE CONST INC	68,760.00
265818	013226	ASI MODULEX	23,611.20
265825	135245	BAHR VERMEER HAECKER ARCHITECTS	1,173.25
265826	017670	BALCON	600.00
265834	133480	BERINGER CIACCIO DENNELL MABREY	4,653.00
265879	130646	COMMONWEALTH ELECTRIC	1,639.40
265880	106902	COMMUNICATION SERVICES INC.	372.11
265885	132170	CORMACI CONSTRUCTION INC	2,792.00
265892	134039	CROUCH RECREATIONAL DESIGN INC	4,200.00
265927	107232	DLR GROUP INC	8,540.00
265928	130648	DOSTALS CONSTRUCTION CO INC	4,950.00
265959	038475	EXCEL ELECTRIC INC	9,120.90

Date: 9/13/06

Millard Public Schools

Check Register

23

Prepared for the Board Meeting of September 18,2006

Check No	Vend No	Vendor Name	Amount
265970	135623	FINN GROUP	5,910.00
265992	135562	GRANULAWN INC	7,500.00
266141	134532	MORRISSEY ENGINEERING INC	4,930.66
266240	132369	RAY MARTIN COMPANY	10,552.00
266252	106416	RIFE CONSTRUCTION INC	53,896.00
266256	079440	ROSENBAUM ELECTRIC INC	179.25
266268	081880	SCHEMMER ASSOCIATES INC	6,930.00
266277	082910	SECURITY EQUIPMENT INC	449.00
Total for SPECIAL BUILDING			295,950.77
265834	133480	BERINGER CIACCIO DENNELL MABREY	760.00
265848	099431	BUSINESS MEDIA INC	116,861.69
265880	106902	COMMUNICATION SERVICES INC.	1,244.00
265927	107232	DLR GROUP INC	15,369.21
266017	132423	HEWLETT PACKARD CO	22,921.00
266088	131472	LINES OF COMMUNICATION	77,479.47
266108	100944	MCDONALD & ASSOCIATES INC	688.90
266123	102870	MIDLAND COMPUTER INC	1,979.48
266268	081880	SCHEMMER ASSOCIATES INC	20,429.26
266322	132452	TERRACON INC	2,424.75
266370	105619	WESTERN TRAILER LEASING INC	135.00
266372	094245	WESTLAKE ACE HARDWARE INC	85.82
266376	133663	WHITE CAP CONSTRUCTION SUPPLY	261.69
Total for CONSTRUCTION			260,640.27
265531	068840	UNIVERSITY OF NEBRASKA AT OMAHA	330.00
265533	133438	HEIDI J WEAVER	510.49
265750	135099	HEATHER L DAUBERT	131.60
265757	106773	FIRST NATIONAL BANK VISA	5,812.24
265759	133449	CAROL S GROSETH	151.25
265788	010570	AIMS EDUCATION FOUNDATION	814.21
265829	099646	BARNES & NOBLE BOOKSTORE	510.72
265853	023925	CARLEX INC	442.23
265868	135634	NICHOLE R CHRISTIE	223.75
265872	135631	THOMAS L CLARK	643.00
265904	134777	KATHY C DEBOER	264.49
266003	131067	HANDWRITING WITHOUT TEARS	1,280.84
266020	045329	HMS BROWN BAGGERS	79.52
266040	134795	INFINITE CAMPUS INC	4,196.67
266063	132786	DAVID J KEBER	28.00
266071	055039	KRISTI J KOZAK	30.99
266073	133640	JULIA N KROEKER	71.24
266075	099217	LAKESHORE LEARNING MATERIALS	1,136.59
266113	063349	MCGRAW-HILL COMPANIES	1,643.83
266126	134462	MIDWEST ED TECHNOLOGY SERVICES INC	5,750.00
266175	069689	AMSAN LLC	115.80
266185	100013	OFFICE DEPOT BUS. SVCS. DIV.	72.24

Date: 9/13/06

Millard Public Schools

Check Register

24

Prepared for the Board Meeting of September 18,2006

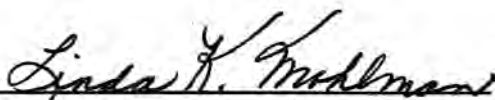
Check No	Vend No	Vendor Name	Amount
266266	131268	OMAHA/CB METROPOLITAN YMCA	240.00
266346	068840	UNIVERSITY OF NEBRASKA AT OMAHA	20,257.98
266347	068840	UNIVERSITY OF NEBRASKA AT OMAHA	12,546.85
266348	068840	UNIVERSITY OF NEBRASKA AT OMAHA	330.00
266351	091040	VALENTINOS INC	75.82
266375	134027	DAN A WHIPKEY	25.50
Total for GRANT FUND			57,715.85
265848	099431	BUSINESS MEDIA INC	106.69
265918	131797	DIRECT ADVANTAGE	268.88
265959	038475	EXCEL ELECTRIC INC	569.77
265987	106660	GLASSMASTERS INC	13,700.00
266039	108348	INDEPENDENT SYSTEMS INC	6,656.00
266123	102870	MIDLAND COMPUTER INC	1,802.00
266159	068445	NEBRASKA FURNITURE MART INC	874.00
266185	100013	OFFICE DEPOT BUS. SVCS. DIV.	539.98
266239	078420	RAWSON & SONS ROOFING, INC.	250.00
266350	090900	UNIVERSITY PUB, INC.	2,423.00
266372	094245	WESTLAKE ACE HARDWARE INC	17.77
Total for DEPRECIATION			27,208.09
266388	130908	DOUGLAS COUNTY SCHOOL DIST.28-0001	270,277.02
Total for INTERLOCAL FUND			270,277.02
265769	135643	AUSTIN PRATT	75.00
265916	033473	DIETZE MUSIC HOUSE INC	73.39
265928	130648	DOSTALS CONSTRUCTION CO INC	4,548.00
265959	038475	EXCEL ELECTRIC INC	2,692.76
265992	135562	GRANULAWN INC	6,000.00
266047	100928	J.W. PEPPER & SON INC.	240.99
266185	100013	OFFICE DEPOT BUS. SVCS. DIV.	137.89
266205	102699	PEARSON EDUCATION	1,658.97
266207	109027	PEARSON EDUCATION	1,998.82
266216	072760	PITSCO INC	1,035.39
266228	073610	PROGRESS PUBLICATIONS	2,000.00
266234	090673	QWEST	-242.58
Total for ACTIVITY FUND			20,218.63
Report Total			2,540,423.09

Date: 9/13/06

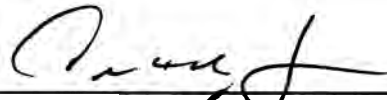
Current Cash Balance Report

Date: **0710112006** thru **07131/2006**

Activity Number and Name	Beginning Cash	Receipts	Disbursements	Adjustments	Cash Balance
A General Funds					
100 General	80,782.16	0.00	0.00	0.00	80,782.16
150 Petty Cash	0.00	0.00	0.00	0.00	0.00
170 DSAC Vending	-13.39	279.23	0.00	0.00	265.84
180 Interest Earned - Checking	9,664.81	379.88	0.00	0.00	10,044.69
190 Interest on Savings	32,523.75	0.00	0.00	0.00	32,523.75
A General Funds Totals:	122,957.33	659.11	0.00	0.00	123,616.44
B Administrative Custody Accts					
200 Staff Development	0.00	0.00	0.00	0.00	0.00
209 MPS Activities Calendar	3,150.00	0.00	0.00	0.00	3,150.00
210 Activity Express	99,591.06	1,350.00	74.84	0.00	100,866.22
211 Logo Sales	3,342.04	5.00	0.00	0.00	3,347.04
213 Student Showcase	0.00	6,500.00	6,440.00	0.00	60.00
215 HAL Field Trips/Preschool	-2,144.68	0.00	0.00	2,145.46	0.78
220 WF Student Donation	3,920.04	0.00	0.00	0.00	3,920.04
230 Hospitality	0.05	0.00	0.00	0.00	0.05
235 Educational Services Hospitality	213.49	0.00	0.00	0.00	213.49
240 No Longer Used	0.00	0.00	0.00	0.00	0.00
245 Paybac	0.00	0.00	0.00	0.00	0.00
B Administrative Custody Accts Totals:	108,072.00	7,855.00	6,514.84	2,145.46	111,557.62
C School Custody Accts					
300 Instrument Rental	68,420.62	0.00	0.00	0.00	68,420.62
310 South Swim Lessons	12,270.00	0.00	0.00	0.00	12,270.00
320 North Swim Lessons	29,290.00	1,190.50	30.00	0.00	30,450.50
325 West Swim Lessons	47,760.00	0.00	820.00	0.00	46,940.00
330 North Open Swim	0.00	0.00	0.00	0.00	0.00
335 West Open Swim	4,530.00	0.00	0.00	0.00	4,530.00
340 South Open Swim	0.00	0.00	0.00	0.00	0.00
350 Maintenance Vending	3,171.90	134.34	0.00	0.00	3,306.24
355 Tech Vending	736.34	247.26	0.00	0.00	983.60
360 Facility Use Rental Fee	62,194.24	8,298.76	0.00	0.00	70,493.00
365 Facility Use Building Access	94,972.90	4,657.53	0.00	0.00	99,630.43
366 Facility Use Staffing	12,883.50	2,406.75	0.00	0.00	15,290.25
370 No Longer Used	0.00	0.00	0.00	0.00	0.00
400 Check Collection	13.65	194.50	194.50	0.00	13.65
500 District Wide Coca-Cola	7,926.50	0.00	0.00	0.00	7,926.50
C School Custody Accts Totals:	344,169.65	17,129.64	1,044.50	0.00	360,254.79
D Investments					
900 Savings	-145,731.26	0.00	0.00	0.00	-145,731.26
D Investments Totals:	-145,731.26	0.00	0.00	0.00	-145,731.26
Q Extra-Curriculars					
1020 HAL Field Trips	1,645.46	500.00	0.00	-2,145.46	0.00
1030 Parent Pay PreSchool	0.00	0.00	0.00	0.00	0.00
Q Extra-Curriculars Totals:	1,645.46	500.00	0.00	-2,145.46	0.00
Report Totals:	431,113.18	26,143.75	7,559.34	0.00	449,697.59



Linda K. Mohlman, DSAC
Executive Secretary



Chris Hughes, DSAC
Accounting Manager

ALL Data

Current Cash Balance Report

Arranged by:

Date: 07/01/2006 thru 07/31/2006

Group ID and Activity Number

Activity Number and Name	Beginning Cash	Receipts	Disbursements	Adjustments	Cash Balance
A ACTIVITY GENERAL FUND					
100 VENDING	1,775.09	0.00	0.00	0.00	1,775.09
110 GENERAL FUND	27,756.04	0.00	0.00	0.00	27,756.04
111 INTEREST EARNED CHECKING	1,018.83	30.75	0.00	0.00	1,049.58
A ACTIVITY GENERAL FUND Totals:	30,549.96	30.75	0.00	0.00	30,580.71
D CLUBS AND ORGANIZATIONS					
501 STUDENT COUNCIL	512.40	0.00	0.00	0.00	512.40
502 ENVIRONMENTAL CLUB	-19.50	0.00	0.00	0.00	-19.50
503 MUSIC CLUB	38.37	0.00	0.00	0.00	38.37
504 LEADERSHIP PROGRAM	2,469.89	0.00	0.00	0.00	2,469.89
D CLUBS AND ORGANIZATIONS Totals:	3,001.16	0.00	0.00	0.00	3,001.16
E ADMINISTRATIVE CUSTODIAL ACCT					
601 CROSSING GUARD	0.00	0.00	0.00	0.00	0.00
602 HOSPITALITY	-29.47	0.00	0.00	0.00	-29.47
610 MEDIA	2,526.89	0.00	0.00	0.00	2,526.89
615 FIELD TRIPS	-6,559.71	0.00	0.00	0.00	-6,559.71
620 TEACHER PTO	0.00	0.00	0.00	0.00	0.00
625 TEACHER FUND	525.52	0.00	0.00	0.00	525.52
630 R.E.A.D.	0.00	0.00	0.00	0.00	0.00
E ADMINISTRATIVE CUSTODIAL ACCT Totals:	-3,536.77	0.00	0.00	0.00	-3,536.77
F DISTRICT CUSTODIAL ACCT.					
700 REIMBURSEMENT	0.00	0.00	0.00	0.00	0.00
720 CONVENTION	0.00	0.00	0.00	0.00	0.00
F DISTRICT CUSTODIAL ACCT. Totals:	0.00	0.00	0.00	0.00	0.00
Q Extra Curricular Activities					
1000 Kindergarten field trips	230.00	0.00	0.00	0.00	230.00
1010 1st Grade Field Trips	747.21	0.00	0.00	0.00	747.21
1020 2nd Grade Field Trips	1,179.70	0.00	0.00	0.00	1,179.70
1030 3rd Grade Field Trips	1,611.95	0.00	0.00	0.00	1,611.95
1040 4th Grade Field Trips	845.45	0.00	0.00	0.00	845.45
1050 5th Grade Field Trips	1,881.63	0.00	0.00	0.00	1,881.63
Q Extra Curricular Activities Totals:	6,495.94	0.00	0.00	0.00	6,495.94
R Other Activities					
2000 Leadership Academy	-3,210.09	0.00	0.00	0.00	-3,210.09
2010 Saturday Recreation	1,090.85	0.00	0.00	0.00	1,090.85
R Other Activities Totals:	-2,119.24	0.00	0.00	0.00	-2,119.24
Report Totals:	34,391.05	30.75	0.00	0.00	34,421.80

Opthia R. Ruler

Secretary

Eric Chausse
Principal

Current Cash Balance Report

ALL Data

Date: 07/01/2006 thru 07/31/2006

Arranged by:
Group ID and Activity Number

Activity Number and Name	Beginning Cash	Receipts	Disbursements	Adjustments	Cash Balance
110	0.00	0.00	0.00	0.00	0.00
Totals:	0.00	0.00	0.00	0.00	0.00
A ACTIVITY GENERAL FUND					
100 VENDING	963.73	0.00	0.00	0.00	963.73
110 GENERAL FUND	108.94	0.00	0.00	0.00	108.94
115 INTEREST EARNED CHECKING	125.55	15.98	0.00	0.00	141.53
A ACTIVITY GENERAL FUND Totals:	1,198.22	15.98	0.00	0.00	1,214.20
D CLUBS AND ORGANIZATIONS					
501 STUDENT COUNCIL	536.04	0.00	0.00	0.00	536.04
515 Art Club	111.78	0.00	0.00	0.00	111.78
520 yearbook	3,269.71	0.00	0.00	0.00	3,269.71
525 Landscaping	1,227.14	0.00	0.00	0.00	1,227.14
530 Watch D.O.G.S.	0.00	0.00	0.00	0.00	0.00
535 Choir	40.25	0.00	0.00	0.00	40.25
540 Field Day	1.00	0.00	0.00	0.00	1.00
D CLUBS AND ORGANIZATIONSTotals:	5,185.92	0.00	0.00	0.00	5,185.92
E ADMINISTRATIVE CUSTODIAL ACCT					
601 SOCIAL	293.86	0.00	0.00	0.00	293.86
602 HOSPITALITY	-21.31	0.00	0.00	0.00	-21.31
605 D.A.R.E.	0.00	0.00	0.00	0.00	0.00
610 LIBRARY	6,567.97	0.00	0.00	0.00	6,567.97
615 FIELD TRIP	-9,014.95	0.00	0.00	0.00	-9,014.95
620 Art K-5	3,361.02	0.00	0.00	0.00	3,361.02
625 BIRTHDAY BOOK CLUB	731.47	0.00	0.00	0.00	731.47
630 Fundraiser	788.84	0.00	0.00	0.00	788.84
635 Powers Fund	382.26	0.00	0.00	0.00	382.26
E ADMINISTRATIVE CUSTODIAL ACCT Totals:	3,089.16	0.00	0.00	0.00	3,089.16
F DISTRICT CUSTODIAL					
700 REIMBURSEMENT	0.00	0.00	0.00	0.00	0.00
720 CONVENTION	0.00	0.00	0.00	0.00	0.00
F DISTRICT CUSTODIAL Totals:	0.00	0.00	0.00	0.00	0.00
Q FEE FUND					
1000 Field Trips	0.00	0.00	0.00	0.00	0.00
1001 Kdg. Field Trips	1,965.75	0.00	0.00	0.00	1,965.75
1010 First Grade Field Trip	1,262.30	0.00	0.00	0.00	1,262.30
1020 Second Grade Field Trip	1,422.05	0.00	0.00	0.00	1,422.05
1030 Third Grade Field Trip	2,520.38	0.00	0.00	0.00	2,520.38
1040 Fourth Grade Field Trip	1,086.90	0.00	0.00	0.00	1,086.90
1050 Fifth Grade Field Trip	931.35	0.00	0.00	0.00	931.35
1070 Sped Field Trip	55.20	0.00	0.00	0.00	55.20
Q FEE FUND Totals:	9,243.93	0.00	0.00	0.00	9,243.93
Report Totals:	18,717.23	15.98	0.00	0.00	18,733.21

8/29/06 Michael Madson
 8/29/06 Matthew Neiler

ALL Data

Current Cash Balance Report

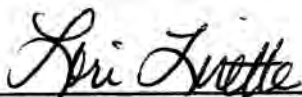
28 Arranged by:

Date: 07/01/2006 thru 07/31/2006

Group ID and Activity Number

Activity Number and Name	Beginning Cash	Receipts	Disbursements	Adjustments	Cash Balance
A ACTIVITY GENERAL FUND					
100 VENDING	624.61	0.00	0.00	0.00	624.61
110 GENERAL FUND	8,888.62	0.00	0.00	0.00	8,888.62
120 INTEREST EARNED CHECKING	106.49	8.60	0.00	0.00	115.09
A ACTIVITY GENERAL FUND Totals:	9,619.72	8.60	0.00	0.00	9,628.32
D CLUBS AND ORGANIZATIONS					
501 STUDENT COUNCIL	8.19	0.00	0.00	0.00	8.19
D CLUBS AND ORGANIZATIONSTotals:	8.19	0.00	0.00	0.00	8.19
E ADMINISTRATIVE CUSTODIAL ACCT					
602 HOSPITALITY	34.96	0.00	0.00	0.00	34.96
610 LIBRARY	318.61	0.00	0.00	0.00	318.61
615 FIELD TRIPS	-3,734.26	0.00	0.00	0.00	-3,734.26
620 BOOKFAIRS	0.00	0.00	0.00	0.00	0.00
630 BIRTHDAY BOOK CLUB	19.62	0.00	0.00	0.00	19.62
E ADMINISTRATIVE CUSTODIAL ACCT Totals:	-3,361.07	0.00	0.00	0.00	-3,361.07
F DISTRICT CUSTODIAL					
700 REIMBURSEMENT	0.00	0.00	0.00	0.00	0.00
720 CONVENTION	0.00	0.00	0.00	0.00	0.00
F DISTRICT CUSTODIAL Totals:	0.00	0.00	0.00	0.00	0.00
Q Fee Fund					
1000 Kindergarten field trip	1,379.60	0.00	0.00	0.00	1,379.60
1010 1st grade field trips	1,490.00	0.00	0.00	0.00	1,490.00
1020 2nd grade field trips	524.00	0.00	0.00	0.00	524.00
1030 3rd grade field trips	451.10	0.00	0.00	0.00	451.10
1040 4th grade field trips	0.00	0.00	0.00	0.00	0.00
1050 5th grade field trips	0.00	0.00	0.00	0.00	0.00
Q Fee Fund Totals:	3,844.70	0.00	0.00	0.00	3,844.70
Report Totals:	10,111.54	8.60	0.00	0.00	10,120.14

**ALDRICH ELEMENTARY
JULY RECONCILIATION
08116/06**


LORI LRETTE
LIBRARIAN


SUSIE MELLIGER
PRINCIPAL

Current Cash Balance Report

ALL Data

Date: 07/01/2006 thru 07/31/2006

Activity Number and Name	Beginning Cash	Receipts	Disbursements	Adjustments	Cash Balance
A ACTIVITY GENERAL FUND					
100 GENERAL	2,478.41	0.00	0.00	0.00	2,478.41
110 VENDING	273.86	0.00	0.00	0.00	273.86
125 Interest Earned	244.39	17.96	0.00	0.00	262.35
A ACTIVITY GENERAL FUND Totals:	2,996.66	17.96	0.00	0.00	3,014.62
B Mini-Classes					
800 Beginning Spanish (K-2)	240.00	0.00	0.00	0.00	240.00
801 Beginning Spanish (3-5)	240.00	0.00	0.00	0.00	240.00
802 Sign Language:ASL (K-2)	380.00	0.00	0.00	0.00	380.00
803 Sign Language:ASL (3-5)	360.00	0.00	0.00	0.00	360.00
804 Intro to Photography (3-5)	360.00	0.00	0.00	0.00	360.00
805 Hip-Hop Dance (K-2)	240.00	0.00	0.00	0.00	240.00
806 Hip- Hop Dance (3-5)	200.00	0.00	0.00	0.00	200.00
807 Beginning Karate (K-2)	240.00	0.00	0.00	0.00	240.00
1100 2-5 Crafts	0.00	0.00	0.00	0.00	0.00
1200 Scrapbooking	0.00	0.00	0.00	0.00	0.00
1300 Crafts K-2	0.00	0.00	0.00	0.00	0.00
1350 Crafts 3-5	0.00	0.00	0.00	0.00	0.00
1400 Knitting	0.00	0.00	0.00	0.00	0.00
1500 Hip-Hop Dance	0.00	0.00	0.00	0.00	0.00
1600 Stamping	0.00	0.00	0.00	0.00	0.00
1700 K-5 Board Games	0.00	0.00	0.00	0.00	0.00
1800 2-3 Spanish	0.00	0.00	0.00	0.00	0.00
1900 4-5 Spanish	0.00	0.00	0.00	0.00	0.00
B Mini-Classes Totals:	2,260.00	0.00	0.00	0.00	2,260.00
C SCHOOL CUSTODIAL ACCT.					
200 OUTDOOR CLASSROOM	232.44	0.00	0.00	0.00	232.44
300 ART SUPPLIES	5,480.89	0.00	0.00	0.00	5,480.89
400 Technology	963.10	0.00	0.00	0.00	963.10
401 "Read a thon" for Winnebago	1,194.49	0.00	0.00	0.00	1,194.49
C SCHOOL CUSTODIAL ACCT. Totals:	7,870.92	0.00	0.00	0.00	7,870.92
D CLUBS AND ORGANIZATIONS					
501 STUDENT COUNCIL	1,632.83	0.00	0.00	0.00	1,632.83
605 Destination Imagination	965.16	0.00	0.00	0.00	965.16
607 Choir T shirts	-118.18	0.00	0.00	0.00	-118.18
D CLUBS AND ORGANIZATIONSTotals:	2,479.81	0.00	0.00	0.00	2,479.81
E ADMINISTRATIVE CUSTODIAL					
300 ART-do not use	0.00	0.00	0.00	0.00	0.00
602 HOSPITALITY	36.00	0.00	0.00	0.00	36.00
606 MAGAZINES	0.00	0.00	0.00	0.00	0.00
610 MEDIA	1,616.23	0.00	0.00	0.00	1,616.23
611 Birthday Book club	1,610.52	0.00	0.00	0.00	1,610.52
615 FIELD TRIPS	-6,946.72	0.00	0.00	0.00	-6,946.72
725 Fundraising	1,432.77	0.00	0.00	0.00	1,432.77
E ADMINISTRATIVE CUSTODIAL Totals:	-2,251.20	0.00	0.00	0.00	-2,251.20
Q Fee Fund Account					
1001 Kdg. Field Trip	1,338.27	0.00	0.00	0.00	1,338.27
1101 First Grade Field Trip	1,930.01	0.00	0.00	0.00	1,930.01
1201 Second Grade Field Trip	608.50	0.00	0.00	0.00	608.50
1202 Choir Shirts	377.00	0.00	0.00	0.00	377.00
1301 Third Grade Field Trip	1,809.90	0.00	0.00	0.00	1,809.90
1401 Fourth Grade Field Trip	996.00	0.00	0.00	0.00	996.00

ALL Data

Current Cash Balance Report

Arranged by:

Date: 0710112006 thru 0713112006

Group ID and Activity Number

Activity Number and Name	Beginning Cash	Receipts	Disbursements	Adjustments	Cash Balance
1501 Fifth Grade Field Trip	627.80	0.00	0.00	0.00	627.80
Q Fee Fund Account Totals:	7,687.48	0.00	0.00	0.00	7,687.48
U Do Not Use					
211 do not use	0.00	0.00	0.00	0.00	0.00
700 Do Not Use	0.00	0.00	0.00	0.00	0.00
720 Do Not Use	0.00	0.00	0.00	0.00	0.00
U Do Not Use Totals:	0.00	0.00	0.00	0.00	0.00
Report Totals:	21,043.67	17.96	0.00	0.00	21,061.63

Heinrich Chick 8-30-06
Karen M. Bodman 8-30-06
 08/30/2006 03:25:19 PM

Current Cash Balance Report

Date: 07/01/2006 thru 07/31/2006

Group ID and Activity Number

Activity Number and Name	Beginning Cash	Receipts	Disbursements	Adjustments	Cash Balance
A ACTIVITY GENERAL FUND					
100 VENDING/ADULT	61.08	0.00	0.00	0.00	61.08
105 VENDING/STUDENT	168.04	0.00	0.00	0.00	168.04
110 GENERAL FUND	5,206.79	0.00	0.00	0.00	5,206.79
115 BUILDING FUNDRAISER	-3,919.39	0.00	0.00	0.00	-3,919.39
200 CHECKING INTEREST	443.04	7.93	0.00	0.00	450.97
A ACTIVITY GENERAL FUND Totals:	1,959.56	7.93	0.00	0.00	1,967.49
D CLUBS AND ORGANIZATIONS					
501 STUDENT COUNCIL	854.80	0.00	0.00	0.00	854.80
D CLUBS AND ORGANIZATIONS Totals:	854.80	0.00	0.00	0.00	854.80
E ADMINISTRATIVE CUSTODIAL ACCT					
601 SITE BASE	0.00	0.00	0.00	0.00	0.00
602 HOSPITALITY	0.00	0.00	0.00	0.00	0.00
605 EARLY CHILDHOOD	0.00	0.00	0.00	0.00	0.00
606 MAGAZINES	0.00	0.00	0.00	0.00	0.00
610 LIBRARY	6,241.57	0.00	0.00	0.00	6,241.57
615 FIELD TRIPS	-4,389.14	0.00	0.00	0.00	-4,389.14
E ADMINISTRATIVE CUSTODIAL ACCT Totals:	1,852.43	0.00	0.00	0.00	1,852.43
F DISTRICT CUSTODIAL					
700 NOT IN USE	0.00	0.00	0.00	0.00	0.00
720 NOT IN USE	0.00	0.00	0.00	0.00	0.00
F DISTRICT CUSTODIAL Totals:	0.00	0.00	0.00	0.00	0.00
Q EXTRA CURRICULAR ACTIVITIES					
1000 KINDERGARTEN FIELD TRIPS	1,237.78	0.00	0.00	0.00	1,237.78
1010 FIRST GRADE FIELD TRIPS	543.30	0.00	0.00	0.00	543.30
1020 SECOND GRADE FIELD TRIPS	681.64	0.00	0.00	0.00	681.64
1030 THIRD GRADE FIELD TRIPS	521.26	0.00	0.00	0.00	521.26
1040 FOURTH GRADE FIELD TRIPS	845.76	0.00	0.00	0.00	845.76
1050 FIFTH GRADE FIELD TRIPS	401.56	0.00	0.00	0.00	401.56
Q EXTRA CURRICULAR ACTIVITIES Totals:	4,231.30	0.00	0.00	0.00	4,231.30
R CLUBS					
2000 ART CLUB	-67.09	0.00	0.00	0.00	-67.09
R CLUBS Totals:	-67.09	0.00	0.00	0.00	-67.09
Report Totals:	8,831.00	7.93	0.00	0.00	8,838.93

Current Cash Balance Report

Date: 07/01/2006 thru 07/31/2006

Activity Number and Name	Beginning Cash	Receipts	Disbursements	Adjustments	Cash Balance
A ACTMTY GENERALFUND					
100 VENDING	3,327.42	0.00	0.00	0.00	3,327.42
110 GENERAL	8,874.57	0.00	951.00	0.00	7,923.57
130 HOSPITALITY	282.69	0.00	0.00	0.00	282.69
140 INTEREST EARNED CHECKING	1,063.55	21.67	0.00	0.00	1,085.22
A ACTIVITY GENERAL FUND Totals:	13,548.23	21.67	951.00	0.00	12,618.90
D CLUBS AND ORGANIZATIONS					
501 STUDENT COUNCIL	5,902.11	0.00	0.00	0.00	5,902.11
502 DRUG FREE CLUB	77.23	0.00	0.00	0.00	77.23
D CLUBS AND ORGANIZATIONSTotals:	5,979.34	0.00	0.00	0.00	5,979.34
E ADMINISTRATIVECUSTODIAL ACCT					
601 FIELD TRIPS	-3,291.01	0.00	0.00	0.00	-3,291.01
605 TECHNOLOGY	0.00	0.00	0.00	0.00	0.00
610 LIBRARY	5,741.78	0.00	0.00	0.00	5,741.78
615 PAYBAC	415.47	0.00	0.00	0.00	415.47
625 BOWLING	14.95	0.00	0.00	0.00	14.95
E ADMINISTRATIVECUSTODIALACCT Totals:	2,881.19	0.00	0.00	0.00	2,881.19
F DISTRICTCUSTODIAL					
720 CONVENTION	0.00	0.00	0.00	0.00	0.00
F DISTRICT CUSTODIAL Totals:	0.00	0.00	0.00	0.00	0.00
Q EXTRA -CURRICULAR ACTIVITIES					
1000 KINDERGARTENFIELD TRIPS	562.50	0.00	0.00	0.00	562.50
1010 1ST GRADE FIELD TRIPS	1,004.50	0.00	0.00	0.00	1,004.50
1020 2ND GRADE FIELD TRIPS	225.25	0.00	0.00	0.00	225.25
1030 3RD GRADE FIELD TRIPS	561.00	0.00	0.00	0.00	561.00
1040 4TH GRADE FIELD TRIPS	421.50	0.00	0.00	0.00	421.50
1050 5TH GRADE FIELD TRIPS	883.20	0.00	0.00	0.00	883.20
Q EXTRA -CURRICULAR ACTIVITIES Totals:	3,657.95	0.00	0.00	0.00	3,657.95
R CLUBS					
2000 CLUBS (MISC)	0.00	0.00	0.00	0.00	0.00
2010 STUDENT COUNCIL	0.00	0.00	0.00	0.00	0.00
R CLUBS Totals:	0.00	0.00	0.00	0.00	0.00
Z INACTIVE					
1010 DO NOT USE	0.00	0.00	0.00	0.00	0.00
1010 DO NOT USE	0.00	0.00	0.00	0.00	0.00
Z INACTIVE Totals:	0.00	0.00	0.00	0.00	0.00
Report Totals:	26,066.71	21.67	951.00	0.00	25,137.38

Nina Nielsen
Cather Elementary

Carole Peterson

Current Cash Balance Report

Date: 07/01/2006 thru 07/31/2006

Group ID and Activity Number

Activity Number and Name	Beginning Cash	Receipts	Disbursements	Adjustments	Cash Balance
A ACTIVITY GENERAL FUND					
100 VENDING	349.75	0.00	0.00	0.00	349.75
110 GENERAL	4,763.62	0.00	0.00	0.00	4,763.62
120 TECHNOLOGY FUND	606.57	0.00	0.00	0.00	606.57
130 COFFEE	-15.13	0.00	0.00	0.00	-15.13
135 LOUNGE WATER	15.92	0.00	0.00	0.00	15.92
140 SPORTS FOUNDATION	0.00	0.00	0.00	0.00	0.00
150 GARAGE SALE	0.00	0.00	0.00	0.00	0.00
160 WEEKLY READER	0.00	0.00	0.00	0.00	0.00
170 INTEREST EARNED CHECKING	0.00	11.21	0.00	0.00	11.21
180 PTA DISCRETIONARY	215.96	0.00	0.00	0.00	215.96
190 ASSIGNMENT NOTEBOOKS	45.86	0.00	0.00	0.00	45.86
A ACTIVITY GENERAL FUND Totals:	5,982.55	11.21	0.00	0.00	5,993.76
D CLUBS AND ORGANIZATIONS					
501 STUDENT COUNCIL	2,888.53	0.00	0.00	0.00	2,888.53
502 CODY APPAREL	845.01	0.00	0.00	0.00	845.01
520 STUDENT CLUBS	171.10	0.00	0.00	0.00	171.10
530 LOVE AND LOGIC	0.00	0.00	0.00	0.00	0.00
D CLUBS AND ORGANIZATIONS Totals:	3,904.64	0.00	0.00	0.00	3,904.64
E ADMINISTRATIVE CUSTODIAL FUND					
600 AUTHOR	0.00	0.00	0.00	0.00	0.00
602 HOSPITALITY	434.23	0.00	0.00	0.00	434.23
610 MEDIA	1,837.38	0.00	0.00	0.00	1,837.38
611 MEDIA - DONATIONS	157.71	0.00	0.00	0.00	157.71
615 FIELD TRIP	-211.47	0.00	0.00	0.00	-211.47
620 Instrument Rental	150.00	0.00	0.00	0.00	150.00
625 PRE-SCHOOL	0.00	0.00	0.00	0.00	0.00
630 STUDENT PARTY MONEY	1.75	0.00	0.00	0.00	1.75
640 SPECIAL PROJECTS FUND	893.50	0.00	0.00	0.00	893.50
E ADMINISTRATIVE CUSTODIAL FUND Totals:	3,263.10	0.00	0.00	0.00	3,263.10
F NOT IN USE					
700 NOT IN USE	0.00	0.00	0.00	0.00	0.00
720 NOT IN USE	0.00	0.00	0.00	0.00	0.00
F NOT IN USE Totals:	0.00	0.00	0.00	0.00	0.00
Q Extra-Curricular Activities					
1000 Field Trips	0.00	0.00	0.00	0.00	0.00
1005 Kindergarten Field Trips	0.00	0.00	0.00	0.00	0.00
1010 First Grade Field Trips	0.00	0.00	0.00	0.00	0.00
1020 Second Grade Field Trips	0.00	0.00	0.00	0.00	0.00
1030 Third Grade Field Trips	0.00	0.00	0.00	0.00	0.00
1040 Fourth Grade Field Trips	0.00	0.00	0.00	0.00	0.00
1050 Fifth Grade Field Trips	0.00	0.00	0.00	0.00	0.00
Q Extra-Curricular Activities Totals:	0.00	0.00	0.00	0.00	0.00
R Clubs					
2000 Clubs	0.00	0.00	0.00	0.00	0.00
2010 Choir	0.00	0.00	0.00	0.00	0.00
2050 Student Council	0.00	0.00	0.00	0.00	0.00
R Clubs Totals:	0.00	0.00	0.00	0.00	0.00
Report Totals:	13,150.29	11.21	0.00	0.00	13,161.50


8/21/06
Rich Meyers
8/21/06
 Cody Elementary School 08/21/2006 01:27:16 PM Page 1

Current Cash Balance Report

Date: 07/01/2006 thru 07/31/2006

Group ID and Activity Number

Activity Number and Name	Beginning Cash	Receipts	Disbursements	Adjustments	Cash Balance
A ACTIVITY GENERAL FUND					
100 VENDING	3,812.04	0.00	0.00	0.00	3,812.04
110 GENERAL FUND	728.62	0.00	0.00	0.00	728.62
200 INTEREST EARNED CHECKING	804.73	9.04	0.00	0.00	813.77
A ACTIVITY GENERAL FUND Totals:	5,345.39	9.04	0.00	0.00	5,354.43
D CLUBS AND ORGANIZATIONS					
501 STUDENT COUNCIL	590.55	0.00	0.00	0.00	590.55
D CLUBS AND ORGANIZATIONS Totals:	590.55	0.00	0.00	0.00	590.55
E ADMINISTRATIVE CUSTODIAL ACCT					
602 HOSPITALITY	231.57	0.00	0.00	0.00	231.57
610 LIBRARY	97.11	0.00	0.00	0.00	97.11
615 FIELD TRIPS	40.29	0.00	0.00	0.00	40.29
620 PTO	0.00	0.00	0.00	0.00	0.00
E ADMINISTRATIVE CUSTODIAL ACCT Totals:	368.97	0.00	0.00	0.00	368.97
F DISTRICT CUSTODIAL					
700 REIMBURSEMENT	0.00	0.00	0.00	0.00	0.00
720 CONVENTION	1,888.72	0.00	0.00	0.00	1,888.72
F DISTRICT CUSTODIAL Totals:	1,888.72	0.00	0.00	0.00	1,888.72
Q FIELD TRIP FEES					
1010 Kindergarten Field Trips	-297.00	0.00	0.00	0.00	-297.00
1011 First Grade Field Trips	-356.00	0.00	0.00	0.00	-356.00
1012 Second Grade Field Trips	-484.77	0.00	0.00	0.00	-484.77
1013 Third Grade Field Trips	494.28	0.00	0.00	0.00	-494.28
1014 Fourth Grade Field Trips	-642.40	0.00	0.00	0.00	-642.40
1015 Fifth Grade Field Trips	-397.00	0.00	0.00	0.00	-397.00
1016 K-5 SPED Field Trips	-27.00	0.00	0.00	0.00	-27.00
Q FIELD TRIP FEES Totals:	-2,698.45	0.00	0.00	0.00	-2,698.45
Report Totals:	5,495.18	9.04	0.00	0.00	5,504.22

Ressa Saprentz 8-20-06
Paul Schutz 8-20-06

Current Cash Balance Report

Date: 07/01/2006 thru 07/31/2006

Group ID and Activity Number

Activity Number and Name	Beginning Cash	Receipts	Disbursements	Adjustments	Cash Balance
A ACTIVITY GENERAL FUND					
100 VENDING	238.92	0.00	0.00	-499.24	-260.32
110 GENERAL FUND	14,883.56	0.00	0.00	1,751.60	16,635.16
120 Interest on checking	628.86	15.81	0.00	0.00	644.67
A ACTIVITY GENERAL FUND Totals:	15,751.34	15.81	0.00	1,252.36	17,019.51
D CLUBS AND ORGANIZATIONS					
501 STUDENT COUNCIL	169.97	0.00	0.00	0.00	169.97
510 Art Projects	0.00	0.00	0.00	0.00	0.00
520 T-shirts	-357.50	0.00	0.00	357.50	0.00
550 Pencils	530.50	0.00	0.00	0.00	530.50
590 Books-James Solhiem	0.00	0.00	0.00	0.00	0.00
655 Landscaping	71.06	0.00	0.00	0.00	71.06
690 Marquee Fund	0.00	0.00	0.00	0.00	0.00
D CLUBS AND ORGANIZATIONS Totals:	414.03	0.00	0.00	357.50	771.53
E ADMINISTRATIVE CUSTODIAL ACCT					
602 HOSPITALITY	14.47	0.00	0.00	0.00	14.47
606 MAGAZINES	288.75	0.00	0.00	-288.75	0.00
610 LIBRARY	1,355.85	0.00	0.00	0.00	1,355.85
615 FIELD TRIPS	-7,787.47	0.00	0.00	7,653.60	-133.87
620 PTO	0.00	0.00	0.00	0.00	0.00
625 MUSIC DEPT.	-46.32	0.00	0.00	46.32	0.00
630 PICTURES	927.43	0.00	0.00	-1,367.43	-440.00
E ADMINISTRATIVE CUSTODIAL ACCT Totals:	-5,247.29	0.00	0.00	6,043.74	796.45
Q					
1000 Kindergarten field trips	1,064.25	0.00	0.00	-1,064.25	0.00
1010 1st grade field trips	600.00	0.00	0.00	-600.00	0.00
1020 2nd grade field trips	1,163.15	0.00	0.00	-1,163.15	0.00
1030 3rd grade field trip	1,659.50	0.00	0.00	-1,659.50	0.00
1040 4th grade field trips	1,960.45	0.00	0.00	-1,960.45	0.00
1050 5th grade field trips	841.25	0.00	0.00	-841.25	0.00
1060 Sped field trips	0.00	0.00	0.00	0.00	0.00
Q Totals:	7,288.60	0.00	0.00	-7,288.60	0.00
R					
2020 Echoes	365.00	0.00	0.00	-365.00	0.00
R Totals:	365.00	0.00	0.00	-365.00	0.00
Report Totals:	18,571.68	15.81	0.00	0.00	18,587.49

Current Cash Balance Report

Date: 07/01/2006 thru 07/31/2006

Activity Number and Name	Beginning Cash	Receipts	Disbursements	Adjustments	Cash Balance
A ACTIVITY GENERAL FUND					
100 VENDING	-442.75	0.00	0.00	0.00	-442.75
110 GENERAL FUND	7,192.59	0.00	0.00	0.00	7,192.59
115 Interest Earned Checking	713.67	10.54	0.00	0.00	724.21
A ACTIVITY GENERAL FUND Totals:	7,463.51	10.54	0.00	0.00	7,474.05
D CLUBS AND ORGANIZATIONS					
510 STUDENT COUNCIL	664.38	0.00	0.00	0.00	664.38
D CLUBS AND ORGANIZATIONS Totals:	664.38	0.00	0.00	0.00	664.38
E ADMINISTRATIVE CUSTODIAL ACCT					
606 MAGAZINES	0.00	0.00	0.00	0.00	0.00
610 LIBRARY	187.38	0.00	0.00	0.00	187.38
615 FIELD TRIPS	-125.08	0.00	0.00	0.00	-125.08
620 HOSPITALITY FUND	-11.34	0.00	0.00	0.00	-11.34
630 FUND RAISER	870.28	0.00	0.00	0.00	870.28
635 SAFETY PATROL	114.50	0.00	0.00	0.00	114.50
640 ART	1,013.71	0.00	0.00	0.00	1,013.71
650 5th Grade Art	0.00	0.00	0.00	0.00	0.00
E ADMINISTRATIVE CUSTODIAL ACCT Totals:	2,049.45	0.00	0.00	0.00	2,049.45
F DISTRICT CUSTODIAL					
710 RUSWICK GRANT	0.00	0.00	0.00	0.00	0.00
720 CONVENTION	0.00	0.00	0.00	0.00	0.00
F DISTRICT CUSTODIAL Totals:	0.00	0.00	0.00	0.00	0.00
Q Fee Fund					
1000 Kindergarten Field Trips	755.15	0.00	0.00	0.00	755.15
1010 First Grade Field Trips	308.38	0.00	0.00	0.00	308.38
1020 Second Grade Field Trips	222.25	0.00	0.00	0.00	222.25
1030 Third Grade Field Trips	173.00	0.00	0.00	0.00	173.00
1040 Fourth Grade Field Trips	291.25	0.00	0.00	0.00	291.25
1050 Fifth Grade Field Trips	229.30	0.00	0.00	0.00	229.30
Q Fee Fund Totals:	1,979.33	0.00	0.00	0.00	1,979.33
Report Totals:	12,156.67	10.54	0.00	0.00	12,167.21

Roberta DeRenno

8-16-06

Cheryl Grace
8-16-06

ALL Data

Current Cash Balance Report

37

Arranged by:

Date: 07/01/2006 thru 07/31/2006

Group ID and Activity Number

Activity Number and Name	Beginning Cash	Receipts	Disbursements	Adjustments	Cash Balance
A ACTIVITY GENERAL FUND					
100 Vending	1,156.59	0.00	18.05	0.00	1,138.54
110 General	3,815.87	0.00	56.58	0.00	3,759.29
112 Bank Charges and Interest	173.78	11.03	0.00	0.00	184.81
615 Tile Contingency	150.00	0.00	0.00	0.00	150.00
A ACTIVITY GENERAL FUND Totals:	5,296.24	11.03	74.63	0.00	5,232.64
D CLUBS AND ORGANIZATIONS					
501 Student Council	489.84	0.00	0.00	0.00	489.84
502 YEARBOOK-NIA	0.00	0.00	0.00	0.00	0.00
611 Hitchcock Clothing	45.26	0.00	0.00	0.00	45.26
616 CREATIVE CUBS	254.42	0.00	0.00	0.00	254.42
2001 WALKING CLUB	258.25	0.00	0.00	0.00	258.25
D CLUBS AND ORGANIZATIONSTotals:	1,047.77	0.00	0.00	0.00	1,047.77
E ADMINISTRATIVECUSTODIAL ACCT					
601 Site Base	0.00	0.00	0.00	0.00	0.00
602 Landscaping	37.00	0.00	0.00	0.00	37.00
603 Field Trip	-3,042.51	0.00	0.00	0.00	-3,042.51
604 Classroom Supplies	0.00	0.00	0.00	0.00	0.00
605 READ	1,294.06	0.00	0.00	0.00	1,294.06
606 Classroom Magazines	0.00	0.00	0.00	0.00	0.00
607 NOT USED	0.00	0.00	0.00	0.00	0.00
608 Drug Awareness-N/A	0.00	0.00	0.00	0.00	0.00
609 Playground Equipment	0.00	0.00	0.00	0.00	0.00
610 Library	1,255.59	0.00	0.00	0.00	1,255.59
612 HOSPITALITY	0.14	0.00	0.00	0.00	0.14
613 Art Fund	3,847.75	0.00	0.00	0.00	3,847.75
614 Hitchcock Mini Classes	0.00	0.00	0.00	0.00	0.00
E ADMINISTRATIVECUSTODIAL ACCT Totals:	3,392.03	0.00	0.00	0.00	3,392.03
F DISTRICT CUSTODIAL					
620 NOT USED	0.00	0.00	0.00	0.00	0.00
F DISTRICT CUSTODIAL Totals:	0.00	0.00	0.00	0.00	0.00
Q Extra Curricular Activities					
1000 Kindergarten field trips	567.80	0.00	0.00	0.00	567.80
1010 1st grade field trips	463.25	0.00	0.00	0.00	463.25
1020 2nd grade field trips	306.50	0.00	0.00	0.00	306.50
1030 3rd grade field trips	992.30	0.00	0.00	0.00	992.30
1040 4th grade field trips	474.50	0.00	0.00	0.00	474.50
1050 5th grade field trips	448.80	0.00	0.00	0.00	448.80
Q Extra Curricular Activities Totals:	3,253.15	0.00	0.00	0.00	3,253.15
R Clubs					
2000 Art Club	0.00	0.00	0.00	0.00	0.00
R Clubs Totals:	0.00	0.00	0.00	0.00	0.00
Report Totals:	12,989.19	11.03	74.63	0.00	12,925.59

M Johnson
 AMANDA JOHNSON

Joanne Kolar
 JOANNE KOLAR

ALL Data

Current Cash Balance Report

38
Arranged by:

Date: 07/01/2006 thru 07/31/2006

Group ID and Activity Number

Activity Number and Name	Beginning Cash	Receipts	Disbursements	Adjustments	Cash Balance
A ACTIVITY GENERAL FUND					
100 VENDING	3,498.97	0.00	0.00	0.00	3,498.97
110 GENERAL FUND	2,680.89	0.00	0.00	0.00	2,680.89
200 INTEREST EARNED CHECKING	717.30	12.08	0.00	0.00	729.38
A ACTIVITY GENERAL FUND Totals:	6,897.16	12.08	0.00	0.00	6,909.24
D CLUBS AND ORGANIZATIONS					
501 STUDENT COUNCIL	2,777.77	0.00	0.00	0.00	2,777.77
D CLUBS AND ORGANIZATIONS Totals:	2,777.77	0.00	0.00	0.00	2,777.77
E ADMINISTRATIVE CUSTODIAL ACCT					
601 PTA/TEACHER	0.00	0.00	0.00	0.00	0.00
610 LIBRARY	2,677.04	108.57	0.00	0.00	2,785.61
615 FIELD TRIPS	-3,615.44	0.00	0.00	0.00	-3,615.44
E ADMINISTRATIVECUSTODIAL ACCT Totals:	-938.40	108.57	0.00	0.00	-829.83
F DISTRICT CUSTODIAL					
700 REIMBURSEMENT	0.00	0.00	0.00	0.00	0.00
720 CONVENTION FUND	0.00	0.00	0.00	0.00	0.00
F DISTRICT CUSTODIAL Totals:	0.00	0.00	0.00	0.00	0.00
Q EXTRA-CURRICULAR ACTIVITIES					
1000 KINDERGARTEN	1,469.40	0.00	0.00	0.00	1,469.40
1010 FIRST GRADE	830.95	0.00	0.00	0.00	830.95
1020 SECOND GRADE	582.95	0.00	0.00	0.00	582.95
1030 THIRD GRADE	727.25	0.00	0.00	0.00	727.25
1040 FOURTH GRADE	921.80	0.00	0.00	0.00	921.80
1050 FIFTH GRADE	501.10	0.00	0.00	0.00	501.10
Q EXTRA-CURRICULAR ACTIVITIES Totals:	5,033.45	0.00	0.00	0.00	5,033.45
Report Totals:	13,769.98	120.65	0.00	0.00	13,890.63

SUBMITTED BY: Maw Bobka

POSITION: Secretary

APPROVED: 

Current Cash Balance Report

Date: **071012006** thru **071312006**

Group ID and Activity Number

Activity Number and Name	Beginning Cash	Receipts	Disbursements	Adjustments	Cash Balance
A ACTIVITY GENERAL FUND					
100 VENDING	73.81	0.00	0.00	0.00	73.81
110 GENERAL	-476.59	0.00	0.00	0.00	-476.59
120 RETIREMENT	0.00	0.00	0.00	0.00	0.00
125 INTEREST EARNED	9.19	6.35	0.00	0.00	15.54
A ACTIVITY GENERAL FUND Totals:	-393.59	6.35	0.00	0.00	-387.24
C CLUBS AND ORGANIZATIONS					
501 ST. COUNCIL	865.56	0.00	0.00	0.00	865.56
503 SAFE CLUB	1.84	0.00	0.00	0.00	1.84
C CLUBS AND ORGANIZATIONS Totals:	867.40	0.00	0.00	0.00	867.40
E ADMINISTRATIVE CUSTODIAL ACCT					
602 HOSPITALITY	130.93	0.00	0.00	0.00	130.93
604 ART	1,892.85	0.00	0.00	0.00	1,892.85
606 MINI CLASSES	-3,795.12	0.00	0.00	0.00	-3,795.12
607 PE/MUSIC	2,692.77	0.00	0.00	0.00	2,692.77
610 LIBRARY	1,699.72	0.00	0.00	0.00	1,699.72
615 FIELD TRIPS	-14,410.54	0.00	0.00	0.00	-14,410.54
620 MONTESSORI PRESCHOOL	0.00	0.00	0.00	0.00	0.00
E ADMINISTRATIVE CUSTODIAL ACCT Totals:	-11,789.39	0.00	0.00	0.00	-11,789.39
Q FIELD TRIPS					
1000 KINDERGARTEN	953.50	0.00	0.00	0.00	953.50
1010 FIRST GRADE	1,248.25	0.00	0.00	0.00	1,248.25
1020 SECOND GRADE	894.50	0.00	0.00	0.00	894.50
1030 THIRD GRADE	478.50	0.00	0.00	0.00	478.50
1040 FOURTH GRADE	1,004.50	0.00	0.00	0.00	1,004.50
1050 FIFTH GRADE	1,875.75	0.00	0.00	0.00	1,875.75
1060 PREPRIMARY MONTESSORI	2,384.40	0.00	0.00	0.00	2,384.40
1070 PRIMARY MONTESSORI	1,600.15	0.00	0.00	0.00	1,600.15
1080 INTERMEDIATE MONTESSORI	2,963.25	0.00	0.00	0.00	2,963.25
1090 PRESCHOOL	532.30	0.00	0.00	0.00	532.30
Q FIELD TRIPS Totals:	13,935.10	0.00	0.00	0.00	13,935.10
R CLUBS					
2020 SWING CHOIR	0.00	0.00	0.00	0.00	0.00
R CLUBS Totals:	0.00	0.00	0.00	0.00	0.00
S MINI-CLASSES					
3000 MINI-CLASSES	4,132.00	0.00	0.00	0.00	4,132.00
3010 LEADERSHIP CLASSES	0.00	0.00	0.00	0.00	0.00
S MINI-CLASSES Totals:	4,132.00	0.00	0.00	0.00	4,132.00
Report Totals:	6,751.52	6.35	0.00	0.00	6,757.87


 Matt Rega, Principal

Current Cash Balance Report

Date: 07/01/2006 thru 07/30/2006

Group ID and Activity Number

Activity Number and Name	Beginning Cash	Receipts	Disbursements	Adjustments	Cash Balance
A ACTIVITY GENERAL FUND					
100 VENDING	2,032.05	0.00	0.00	0.00	2,032.05
110 GENERAL FUND	1,040.74	0.00	0.00	0.00	1,040.74
115 INTEREST EARNED CHECKING	216.23	9.03	0.00	0.00	225.26
A ACTIVITY GENERAL FUND Totals:	3,289.02	9.03	0.00	0.00	3,298.05
D CLUBS AND ORGANIZATIONS					
501 STUDENT COUNCIL	721.44	0.00	0.00	0.00	721.44
510 BOOK CLUB	0.00	0.00	0.00	0.00	0.00
511 CONFLICT MANAGERS	0.00	0.00	0.00	0.00	0.00
615 SAFETY PATROL	0.00	0.00	0.00	0.00	0.00
635 M.A.D.	1.55	0.00	0.00	0.00	1.55
D CLUBS AND ORGANIZATIONS Totals:	722.99	0.00	0.00	0.00	722.99
E ADMINISTRATIVE CUSTODIAL ACCT					
600 REIMBURSEMENT	0.00	0.00	0.00	0.00	0.00
601 SITE BASE	65.26	0.00	0.00	0.00	65.26
602 HOSPITALITY	469.03	0.00	0.00	0.00	469.03
603 FIELD TRIPS	13.67	0.00	0.00	0.00	13.67
605 READ	0.00	0.00	0.00	0.00	0.00
610 LIBRARY	2,348.34	0.00	0.00	0.00	2,348.34
620 CONVENTION FUND	0.00	0.00	0.00	0.00	0.00
630 PAYBACK	2,571.98	0.00	0.00	0.00	2,571.98
640 SPED GRANT	0.00	0.00	0.00	0.00	0.00
650 PLAYGROUND	1,075.00	0.00	0.00	0.00	1,075.00
E ADMINISTRATIVE CUSTODIAL ACCT Totals:	6,543.28	0.00	0.00	0.00	6,543.28
Q EXTRA CURRICULAR ACTIVITIES					
1005 Kindergarten Field Trips	0.00	0.00	0.00	0.00	0.00
1010 First Grade Field Trips	0.00	0.00	0.00	0.00	0.00
1020 Second Grade Field Trips	0.00	0.00	0.00	0.00	0.00
1030 Third Grade Field Trips	0.00	0.00	0.00	0.00	0.00
1040 Fourth Grade Field Trips	0.00	0.00	0.00	0.00	0.00
1050 Fifth Grade Field Trips	0.00	0.00	0.00	0.00	0.00
Q EXTRA CURRICULAR ACTIVITIES Totals:	0.00	0.00	0.00	0.00	0.00
Report Totals:	10,555.29	9.03	0.00	0.00	10,564.32

Jeepo Snow
Julie Wainwright
 9/10/06

Current Cash Balance Report

ALL Data

Date: 07/01/2006 thru 07/31/2006

 Arranged by:
 Group ID and Activity Number

Activity Number and Name	Beginning Cash	Receipts	Disbursements	Adjustments	Cash Balance
A ACTIVITY GENERAL FUND					
100 VENDING	1,369.34	0.00	0.00	0.00	1,369.34
110 GENERAL	5,961.90	0.00	0.00	0.00	5,961.90
125 INTEREST EARNED	132.05	11.65	0.00	0.00	143.70
130 MAGNET ART	-166.78	0.00	0.00	0.00	-166.78
A ACTIVITY GENERAL FUND Totals:	7,296.51	11.65	0.00	0.00	7,308.16
D CLUBS AND ORGANIZATIONS					
501 STUDENT COUNCIL	359.39	0.00	0.00	0.00	359.39
505 CHOIR	0.00	0.00	0.00	0.00	0.00
510 SAFETY PATROL	79.89	0.00	0.00	0.00	79.89
520 ENVIRONMENTAL CLUB	1,874.67	0.00	0.00	0.00	1,874.67
521 3-D Club	0.00	0.00	0.00	0.00	0.00
525 Conflict Managers	225.74	0.00	0.00	0.00	225.74
D CLUBS AND ORGANIZATIONS Totals:	2,539.49	0.00	0.00	0.00	2,539.49
E ADMINISTRATIVE CUSTODIAL ACCT					
602 STAFF HOSPITALITY	-463.46	0.00	0.00	0.00	-463.46
606 MAGAZINES	0.00	0.00	0.00	0.00	0.00
810 LIBRARY	2,661.20	0.00	0.00	0.00	2,661.20
815 FIELD TRIPS	-7,918.53	0.00	0.00	0.00	-7,918.53
820 SITE IMPROVEMENT	0.00	0.00	0.00	0.00	0.00
825 READING INCENTIVE	-141.73	0.00	0.00	0.00	-141.73
E ADMINISTRATIVE CUSTODIAL ACCT Totals:	-5,862.52	0.00	0.00	0.00	-5,862.52
Q FEE FUNDED ACCOUNTS					
1000 Kindergarten Field Trips	2,054.90	0.00	0.00	0.00	2,054.90
1010 First Grade Field Trips	755.50	0.00	0.00	0.00	755.50
1020 Second Grade Field Trips	570.09	0.00	0.00	0.00	570.09
1030 Third Grade Field Trips	715.30	0.00	0.00	0.00	715.30
1040 Fourth Grade Field Trips	2,608.56	0.00	0.00	0.00	2,608.56
1050 Fifth Grade Field Trips	899.10	0.00	0.00	0.00	899.10
Q FEE FUNDED ACCOUNTS Totals:	7,603.45	0.00	0.00	0.00	7,603.45
Report Totals;	11,576.93	11.65	0.00	0.00	11,588.58

Current Cash Balance Report

ALL Data

Arranged by:

Date: 07/01/2006 thru 07/31/2006

Group ID and Activity Number

Activity Number and Name	Beginning Cash	Receipts	Disbursements	Adjustments	Cash Balance
A ACTIVITY GENERAL FUND					
100 Vending	2,011.29	0.00	0.00	0.00	2,011.29
110 General	1,780.96	0.00	0.00	0.00	1,780.96
120 Interest Earned Checking	343.84	14.68	0.00	0.00	358.52
A ACTIVITY GENERAL FUND Totals:	4,136.09	14.68	0.00	0.00	4,150.77
D CLUBS AND ORGANIZATIONS					
501 Student Council	1,965.82	0.00	0.00	0.00	1,965.82
502 Drug Free Club	33.46	0.00	0.00	0.00	33.46
503 5th Grade Club	524.52	0.00	0.00	0.00	524.52
D CLUBS AND ORGANIZATIONS Totals:	2,523.80	0.00	0.00	0.00	2,523.80
E ADMINISTRATIVE CUSTODIAL ACCT					
601 Site Base Plan Annual Updates	1,190.87	0.00	0.00	0.00	1,190.87
602 Staff Hospitality	-99.27	0.00	0.00	0.00	-99.27
603 Field Trips	-9,140.91	0.00	0.00	0.00	-9,140.91
608 Grants	31.75	0.00	0.00	0.00	31.75
609 Technology	1,337.37	0.00	0.00	0.00	1,337.37
610 Media	1,183.23	0.00	0.00	0.00	1,183.23
611 Fine Arts	1,120.35	0.00	0.00	0.00	1,120.35
612 Safety Patrol	0.00	0.00	0.00	0.00	0.00
614 Montessori Projects	994.52	0.00	0.00	0.00	994.52
615 PayBac	513.20	0.00	0.00	0.00	513.20
616 P.E.	0.00	0.00	0.00	0.00	0.00
617 Music	0.00	0.00	0.00	0.00	0.00
618 READ	521.24	0.00	0.00	0.00	521.24
620 Norris Special Projects	2,829.00	0.00	0.00	0.00	2,829.00
621 Montessori Snack Account	1,690.68	0.00	0.00	0.00	1,690.68
E ADMINISTRATIVE CUSTODIAL ACCT Totals:	2,172.03	0.00	0.00	0.00	2,172.03
G DISTRICT CUST. ACCOUNTS					
800 Reimbursement	0.00	0.00	0.00	0.00	0.00
802 Convention	41.22	0.00	0.00	0.00	41.22
G DISTRICT CUST. ACCOUNTS Totals:	41.22	0.00	0.00	0.00	41.22
Q Fee Fund					
990 Pre-K Field Trips	48.00	0.00	0.00	0.00	48.00
1000 Kindergarten Field Trips	1,136.50	-8.25	0.00	0.00	1,128.25
1010 First Grade Field Trips	375.50	0.00	0.00	0.00	375.50
1020 Second Grade Field Trips	514.95	0.00	0.00	0.00	514.95
1030 Third Grade Field Trips	764.25	0.00	0.00	0.00	764.25
1040 Fourth Grade Field Trips	525.75	0.00	0.00	0.00	525.75
1050 Fifth Grade Field Trips	528.75	0.00	0.00	0.00	528.75
1060 Montessori Field Trips	4,624.30	0.00	0.00	0.00	4,624.30
1070 Special Education Field Trips	435.25	0.00	0.00	0.00	435.25
Q Fee Fund Totals:	8,953.25	-8.25	0.00	0.00	8,945.00
R Clubs					
2000 Clubs	0.00	0.00	0.00	0.00	0.00
2010 Choir Club	0.00	0.00	0.00	0.00	0.00
2050 Student Council Club	0.00	0.00	0.00	0.00	0.00
R Clubs Totals:	0.00	0.00	0.00	0.00	0.00
Report Totals:	17,826.39	6.43	0.00	0.00	17,832.82

Current Cash Balance Report

Date: 07/01/2006 thru 07/31/2006

Group ID and Activity Number

Activity Number and Name	Beginning Cash	Receipts	Disbursements	Adjustments	Cash Balance
A ACTIVITY GENERAL					
100 GENERAL	1.73	0.00	0.00	0.00	1.73
110 VENDING	308.78	0.00	23.74	0.00	285.04
115 INTEREST EARNED CHECKING	23.47	2.88	0.00	0.00	26.35
A ACTIVITY GENERAL Totals:	333.98	2.88	23.74	0.00	313.12
D CLUBS AND ORGANIZATION					
501 STUDENT COUNCIL	391.67	0.00	0.00	0.00	391.67
D CLUBS AND ORGANIZATION Totals:	391.67	0.00	0.00	0.00	391.67
E ADMINISTRATIVE CUSTODIAL ACCT					
600 SOCW	2.36	0.00	0.00	0.00	2.36
601 FIELD TRIPS	-5,411.59	0.00	0.00	0.00	-5,411.59
602 READ	0.00	0.00	0.00	0.00	0.00
603 LIBRARY	286.04	0.00	0.00	0.00	286.04
604 PAYBAC	1,008.50	0.00	0.00	0.00	1,008.50
605 5TH GRADE BLDG. FUNDRAISER	18.00	0.00	0.00	0.00	18.00
606 PLAYGROUND FUND	1,000.00	0.00	0.00	0.00	1,000.00
607 GRANTS	0.00	800.00	800.00	0.00	0.00
E ADMINISTRATIVE CUSTODIAL ACCT Totals:	-3,096.69	800.00	800.00	0.00	-3,096.69
Q FEE FUND					
1005 KINDERGARTEN	1,577.69	0.00	0.00	0.00	1,577.69
1010 FIRST GRADE	1,155.40	0.00	0.00	0.00	1,155.40
1020 SECOND GRADE	883.95	0.00	0.00	0.00	883.95
1030 THIRD GRADE	788.69	0.00	0.00	0.00	788.69
1040 FOURTH GRADE	365.07	0.00	0.00	0.00	365.07
1050 FIFTH GRADE	843.25	0.00	0.00	0.00	843.25
1060 MUSIC	0.00	0.00	0.00	0.00	0.00
1070 PE	0.00	0.00	0.00	0.00	0.00
Q FEE FUND Totals:	5,614.05	0.00	0.00	0.00	5,614.05
Report Totals:	3,243.01	802.88	823.74	0.00	3,222.15

ALL Data

Current Cash Balance Report

44


Arranged by:

Date: 07/01/2006 thru 07/31/2006

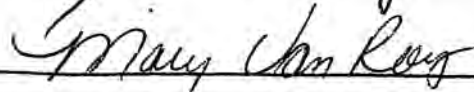
Group ID and Activity Number

Activity Number and Name	Beginning Cash	Receipts	Disbursements	Adjustments	Cash Balance
610 unused library account	0.00	0.00	0.00	0.00	0.00
Totals:	0.00	0.00	0.00	0.00	0.00
A ACTIVITY GENERAL FUND					
100 VENDING	3,198.77	0.00	0.00	0.00	3,198.77
110 GENERAL FUND	7,475.32	0.00	0.00	0.00	7,475.32
125 interest earned checking	1,469.95	27.30	0.00	0.00	1,497.25
A ACTIVITY GENERAL FUND Totals:	12,144.04	27.30	0.00	0.00	12,171.34
D CLUBS AND ORGANIZATIONS					
501 STUDENT COUNCIL	1,302.45	0.00	0.00	0.00	1,302.45
505 GRADE 5 ACTIVITY	0.00	0.00	0.00	0.00	0.00
510 STANDD CLUB	8.86	0.00	0.00	0.00	8.86
515 K-KIDS CLUB	61.06	0.00	0.00	0.00	61.06
D CLUBS AND ORGANIZATIONS Totals:	1,372.37	0.00	0.00	0.00	1,372.37
E ADMINISTRATIVE CUSTODIAL					
602 HOSPITALITY	151.32	0.00	0.00	0.00	151.32
606 MAGAZINES	0.00	0.00	0.00	0.00	0.00
610 LIBRARY	3,417.32	0.00	0.00	0.00	3,417.32
615 FIELD TRIPS	-3,681.23	0.00	0.00	0.00	-3,681.23
620 PAYBACK PARTNER	1,270.35	0.00	0.00	0.00	1,270.35
625 CORPORATE DONATIONS	6,443.82	0.00	0.00	0.00	6,443.82
630 SPELL-A-THON	2,306.31	0.00	0.00	0.00	2,306.31
635 HOST	-4.11	0.00	0.00	0.00	-4.11
640 OTHER STUDENT ACTIVITIES	78.68	0.00	0.00	0.00	78.68
645 TOOLS FOR SCHOOLS	1,000.00	0.00	0.00	0.00	1,000.00
650 ARTWORKS	790.22	0.00	0.00	0.00	790.22
E ADMINISTRATIVE CUSTODIAL Totals:	11,772.68	0.00	0.00	0.00	11,772.68
F DISTRICT CUSTODIAL					
700 REIMBURSEMENT	0.00	0.00	0.00	0.00	0.00
720 CONVENTION	686.50	0.00	0.00	0.00	686.50
F DISTRICT CUSTODIAL Totals:	686.50	0.00	0.00	0.00	686.50
Q EXTRA CURRICULAR ACTIVITIES					
1005 KG FIELD TRIPS	1,233.25	0.00	0.00	0.00	1,233.25
1010 1ST GR. FIELD TRIPS	828.75	0.00	0.00	0.00	828.75
1020 2ND GR. FIELD TRIPS	857.75	0.00	0.00	0.00	857.75
1030 3RD GR. FIELD TRIPS	643.30	0.00	0.00	0.00	643.30
1040 4TH GR. FIELD TRIPS	1,791.44	0.00	0.00	0.00	1,791.44
1050 5TH GR. FIELD TRIPS	622.25	0.00	0.00	0.00	622.25
Q EXTRA CURRICULAR ACTIVITIES Totals:	5,976.74	0.00	0.00	0.00	5,976.74
Report Totals:	31,952.33	27.30	0.00	0.00	31,979.63

PRINCIPAL



SECRETARY



ALL Data

Current Cash Balance Report

45
Arranged by:

Date: 07/01/2006 thru 07/31/2008

Group ID and Activity Number

Activity Number and Name	Beginning Cash	Receipts	Disbursements	Adjustments	Cash Balance
A ACTIVITY GENERAL FUND					
100 GENERAL FUND	10,397.83	0.00	190.71	0.00	10,207.12
110 VENDING	1,094.21	0.00	27.99	0.00	1,066.22
120 INTEREST EARNED CHECKING	530.83	13.68	0.00	0.00	544.61
A ACTIVITY GENERAL FUND Totals:	12,022.97	13.68	218.70	0.00	11,817.95
B CLUBS AND ORGANIZATIONS					
201 STUDENT COUNCIL	552.59	0.00	0.00	0.00	552.59
211 SAFETY PATROL	25.00	0.00	0.00	0.00	25.00
B CLUBS AND ORGANIZATIONS Totals:	577.59	0.00	0.00	0.00	577.59
C ADMINISTRATIVECUSTODIAL ACCT					
301 MEDIA	363.63	0.00	0.00	0.00	363.63
305 FIELD TRIPS	-7,219.12	0.00	0.00	0.00	-7,219.12
310 HOSPITALITY	748.10	0.00	40.00	0.00	708.10
320 BIRTHDAY BOOK CLUB	831.51	0.00	0.00	0.00	831.51
330 GRANTS	0.00	0.00	0.00	0.00	0.00
340 PTA	0.00	0.00	0.00	0.00	0.00
C ADMINISTRATIVE CUSTODIAL ACCT Totals:	-5,475.88	0.00	40.00	0.00	-5,515.88
Q FEE FUND					
1000 Kindergarten	1,023.00	0.00	0.00	0.00	1,023.00
1001 1st Grade	916.25	0.00	0.00	0.00	916.25
1002 2nd Grade	905.00	174.00	0.00	0.00	1,079.00
1003 3rd Grade	1,363.00	0.00	0.00	0.00	1,363.00
1004 4th Grade	1,021.64	0.00	0.00	0.00	1,021.64
1005 5th Grade	1,681.00	0.00	0.00	0.00	1,681.00
1010 Self-Contained	0.00	0.00	0.00	0.00	0.00
Q FEE N N D Totals:	6,889.89	174.00	0.00	0.00	7,063.89
R CLUB-FEE FUND					
2000 Student Council Fee Fund	0.00	0.00	0.00	0.00	0.00
2010 Chorus Fee Fund	0.00	0.00	0.00	0.00	0.00
R CLUB-FEE FUND Totals:	0.00	0.00	0.00	0.00	0.00
Report Totals:	14,014.57	187.68	258.70	0.00	13,943.55

Current Cash Balance Report

Date: 07/01/2006 thru 07/31/2006

Group ID and Activity Number

Activity Number and Name	Beginning Cash	Receipts	Disbursements	Adjustments	Cash Balance
A General Fund					
100 Vending	104.66	0.00	30.00	0.00	74.66
110 General Fund	3,127.96	0.00	0.00	0.00	3,127.96
120 PRINCIPAL'S ADMIN. FUND	0.00	0.00	0.00	0.00	0.00
130 Interest Earned Checking	100.41	6.79	0.00	0.00	107.20
140 WEDNESDAY CLASSES/MI	0.00	0.00	0.00	0.00	0.00
A General Fund Totals:	3,333.03	6.79	30.00	0.00	3,309.82
B Clubs & Organizations					
501 Student Council	1,135.86	0.00	0.00	0.00	1,135.86
B Clubs & Organizations Totals:	1,135.86	0.00	0.00	0.00	1,135.86
C Administrative Custodial					
600 KG Classroom Activity	0.00	0.00	0.00	0.00	0.00
601 Site Base	0.00	0.00	0.00	0.00	0.00
602 Hospitality	0.00	0.00	0.00	0.00	0.00
605 1st Classroom Activity	0.00	0.00	0.00	0.00	0.00
606 Books and Magazines	0.00	0.00	0.00	0.00	0.00
610 Library	1,889.25	0.00	0.00	0.00	1,889.25
611 2nd Classroom Activity	0.00	0.00	0.00	0.00	0.00
615 Field Trips	-1,155.94	0.00	0.00	0.00	-1,155.94
616 3rd Classroom Activity	0.00	0.00	0.00	0.00	0.00
620 Ceiling Tiles	762.92	0.00	0.00	0.00	762.92
625 Multiple Intelligences	0.00	0.00	0.00	0.00	0.00
626 Mini Classes	52.32	0.00	0.00	0.00	52.32
627 Art	438.97	0.00	0.00	0.00	438.97
628 Health Room	269.00	0.00	0.00	0.00	269.00
C Administrative Custodial Totals:	2,256.52	0.00	0.00	0.00	2,256.52
D District Custodial					
700 Reimbursement	0.00	0.00	0.00	0.00	0.00
720 Convention	0.00	0.00	0.00	0.00	0.00
D District Custodial Totals:	0.00	0.00	0.00	0.00	0.00
Q Fee Funded Account					
1000 Kindergarten field trips	200.08	0.00	0.00	0.00	200.08
1010 First grade field trips	315.71	0.00	0.00	0.00	315.71
1020 Second grade field trips	241.54	0.00	0.00	0.00	241.54
1030 Third grade field trips	275.85	0.00	0.00	0.00	275.85
1040 Forth grade field trips	-6.07	0.00	0.00	0.00	-6.07
1050 Fifth grade field trips	95.19	0.00	0.00	0.00	95.19
1060 ELL field trips	-20.00	0.00	0.00	0.00	-20.00
Q Fee Funded Account Totals:	1,102.30	0.00	0.00	0.00	1,102.30
Report Totals:	7,827.71	6.79	30.00	0.00	7,804.50

Karen Perrone
Susan Anglesmy

Current Cash Balance Report

Date: 07/01/2006 thru 07/31/2006

Group ID and Activity Number

Activity Number and Name	Beginning Cash	Receipts	Disbursements	Adjustments	Cash Balance
A ACTIVITY GENERAL FUND					
100 GENERAL FUND	13,553.73	0.00	0.00	0.00	13,553.73
110 VENDING	312.28	0.00	0.00	0.00	312.28
120 INTEREST EARNED CHECKING	654.27	24.19	0.00	0.00	678.46
A ACTIVITY GENERAL FUND Totals:	14,520.28	24.19	0.00	0.00	14,544.47
B CLUBS AND ORGANIZATIONS					
201 STUDENT COUNCIL	530.17	0.00	0.00	0.00	530.17
B CLUBS AND ORGANIZATIONS Totals:	530.17	0.00	0.00	0.00	530.17
C ADMINISTRATIVE CUSTODIAL ACCT					
301 Hospitality	263.10	0.00	0.00	0.00	263.10
310 MEDIA	5,863.03	0.00	0.00	0.00	5,863.03
315 FIELD TRIPS	-6,698.94	0.00	0.00	0.00	-6,698.94
320 BIRTHDAY BOOK CLUB	1,994.55	0.00	0.00	0.00	1,994.55
330 DONATIONS	4,366.29	0.00	0.00	0.00	4,366.29
C ADMINISTRATIVE CUSTODIAL ACCT Totals:	5,788.03	0.00	0.00	0.00	5,788.03
Q EXTRA CURRICULAR ACTIVITIES					
1000 KINDGARTEN FIELD TRIPS	2,490.30	0.00	0.00	0.00	2,490.30
1001 FIRST GRADE FIELD TRIPS	497.00	0.00	0.00	0.00	497.00
1002 SECOND GRADE FIELD TRIPS	482.40	0.00	0.00	0.00	482.40
1003 THIRD GRADE FIELD TRIPS	1,111.75	0.00	0.00	0.00	1,111.75
1004 FOURTH GRADE FIELD TRIPS	1,965.60	0.00	0.00	0.00	1,965.60
1005 FIFTH GRADE FIELD TRIPS	843.50	0.00	0.00	0.00	843.50
Q EXTRA CURRICULAR ACTIVITIES Totals:	7,390.55	0.00	0.00	0.00	7,390.55
Report Totals:	28,229.03	24.19	0.00	0.00	28,253.22

Karla Sullivan

8-28-06

Andrew J. O'Hara

8-28-06

Current Cash Balance Report

Date: 07/01/2006 thru 07/31/2006

Group ID and Activity Number

Activity Number and Name	Beginning Cash	Receipts	Disbursements	Adjustments	Cash Balance
A ACTIVITY GENERAL FUND					
100 STAFF VENDING	2,139.80	0.00	0.00	0.00	2,139.80
101 STUDENT VENDING	1,335.18	0.00	0.00	0.00	1,335.18
110 GENERAL FUND	3,019.13	0.00	0.00	0.00	3,019.13
115 INTEREST EARNED CHECKING	138.01	11.21	0.00	0.00	149.22
815 ENRICHMENT DAY	1,304.08	0.00	0.00	0.00	1,304.08
5000 FIELD IMPROVEMENT	249.00	0.00	0.00	0.00	249.00
A ACTIVITY GENERAL FUND Totals:	8,185.20	11.21	0.00	0.00	8,196.41
C FAMILY NIGHTS					
400 KINDERGARTEN HOST FAMILY NIGHTS	-15.75	0.00	0.00	0.00	-15.75
401 GR. 1 HOST FAMILY NIGHT	80.13	0.00	0.00	0.00	80.13
403 GR. 3 HOST FAMILY NIGHT	-0.79	0.00	0.00	0.00	-0.79
404 GR. 4 HOST FAMILY NIGHT	0.00	0.00	0.00	0.00	0.00
405 GR. 5 HOST FAMILY NIGHT	409.69	0.00	0.00	0.00	409.69
410 CHOIR HOST FAMILY NIGHT	0.00	0.00	0.00	0.00	0.00
411 CHESS CLUB HOST FAMILY NIGHT	180.44	0.00	0.00	0.00	180.44
412 SAFETY PATROL HOST FAMILY NIGHT	169.10	0.00	0.00	0.00	169.10
413 PLAYGROUND COM. HOST FAMILY NIGHT	0.00	0.00	0.00	0.00	0.00
C FAMILY NIGHTS Totals:	822.82	0.00	0.00	0.00	822.82
D CLUBS AND ORGANIZATIONS					
501 STUDENT COUNCIL	623.91	0.00	0.00	0.00	623.91
901 US WEST VOLUNTEER GRANTS & OTHERS	500.00	0.00	0.00	0.00	500.00
D CLUBS AND ORGANIZATIONS Totals:	1,123.91	0.00	0.00	0.00	1,123.91
E ADMINISTRATIVE CUSTODIAL ACCT					
610 MEDIA	1,344.60	0.00	0.00	0.00	1,344.60
615 FIELD TRIPS	-7,411.17	0.00	0.00	0.00	-7,411.17
701 TECHNOLOGY	903.10	0.00	0.00	0.00	903.10
801 GIFTED/HAL	83.79	0.00	0.00	0.00	83.79
E ADMINISTRATIVE CUSTODIAL ACCT Totals:	-5,079.68	0.00	0.00	0.00	-5,079.68
F DISTRICT CUSTODIAL					
700 NOT USED	0.00	0.00	0.00	0.00	0.00
720 NOT USED	0.00	0.00	0.00	0.00	0.00
F DISTRICT CUSTODIAL Totals:	0.00	0.00	0.00	0.00	0.00
H OUTDOOR LEARNING ENVIRONMENT (OLE)					
3000 BRICK ORDERS & OTHER	265.91	0.00	0.00	0.00	265.91
H OUTDOOR LEARNING ENVIRONMENT (OLE) Totals:	265.91	0.00	0.00	0.00	265.91
Q FEE FUND FIELD TRIPS					
1000 KINDERGARTEN FIELD TRIPS	965.40	0.00	0.00	0.00	965.40
1010 1ST GRADE FIELD TRIPS	775.07	0.00	0.00	0.00	775.07
1020 2ND GRADE FIELD TRIPS	980.50	0.00	0.00	0.00	980.50
1030 3RD GRADE FIELD TRIPS	1,870.50	0.00	0.00	0.00	1,870.50
1040 4TH GRADE FIELD TRIPS	1,719.95	0.00	0.00	0.00	1,719.95
1050 5TH GRADE FIELD TRIPS	601.25	0.00	0.00	0.00	601.25
Q FEE FUND FIELD TRIPS Totals:	6,912.67	0.00	0.00	0.00	6,912.67
R FEE FUND CLUBS					
2020 CHORUS CLUB	180.00	0.00	0.00	0.00	180.00
R FEE FUND CLUBS Totals:	180.00	0.00	0.00	0.00	180.00
Report Totals:	12,410.83	11.21	0.00	0.00	12,422.04

*Cathy Levesque
Ann Kelley*

Current Cash Balance Report

Jeffery
Cindy Barron

49

Arranged by:

Group ID and Activity Number

ALL Data

Date: 07/01/2006 thru 07/31/2006

Activity Number and Name	Beginning Cash	Receipts	Disbursements	Adjustments	Cash Balance
A General Funds					
100 VENDING MACHINES	9,763.61	0.00	168.67	0.00	9,594.94
110 OTHER GENERAL	8,881.30	0.00	0.00	0.00	8,881.30
112	0.00	0.00	0.00	0.00	0.00
115 FINES	7,008.67	0.00	0.00	0.00	7,008.67
120 FUND RAISING ACCOUNT	13,576.25	0.00	1,725.00	0.00	11,851.25
125 VOLUNTEER	145.00	0.00	0.00	0.00	145.00
130 INTEREST EARNED - CHECKING	2,483.53	62.82	0.00	0.00	2,546.35
A General Funds Totals:	41,858.36	62.82	1,893.67	0.00	40,027.51
B Athletics					
205 ATHLETIC DEPARTMENT	4,262.76	0.00	0.00	0.00	4,262.76
210 ATHLETIC FUND	0.00	0.00	0.00	0.00	0.00
B Athletics Totals:	4,262.76	0.00	0.00	0.00	4,262.76
C Academic Clubs					
300 SCIENCE CLUB	376.12	0.00	0.00	0.00	376.12
310 YEARBOOK	7,072.17	0.00	0.00	0.00	7,072.17
320 YOUTH TO YOUTH	-3,396.94	0.00	0.00	0.00	-3,396.94
330 KIDS HELPING KIDS	2,029.24	0.00	0.00	0.00	2,029.24
340 RENAISSANCE PROGRAM	1,851.75	0.00	0.00	0.00	1,851.75
350 HAL	24.50	0.00	0.00	0.00	24.50
C Academic Clubs Totals:	7,956.84	0.00	0.00	0.00	7,956.84
D Clubs and Organizations					
400 STUDENT COUNCIL	986.73	0.00	328.35	0.00	658.38
410 VOLLEYBALL CLUB	685.33	0.00	0.00	0.00	685.33
420 LEADERSHIP	100.45	0.00	0.00	0.00	100.45
430 BOOK CLUB	561.94	0.00	0.00	0.00	561.94
440 SCRAPBOOK CLUB	5.50	0.00	0.00	0.00	5.50
442 FCS CLUB	0.00	0.00	0.00	0.00	0.00
450 ARTS & CRAFTS CLUB	39.09	0.00	0.00	0.00	39.09
460 PHOTOGRAPHY CLUB	79.58	0.00	0.00	0.00	79.58
470 SPIRIT CLUB	0.00	0.00	0.00	0.00	0.00
480 DRAMA CLUB	138.32	0.00	0.00	0.00	138.32
D Clubs and Organizations Totals:	2,596.94	0.00	328.35	0.00	2,268.59
E School Custodial Accounts					
500 MUSIC	-120.12	0.00	0.00	0.00	-120.12
501 BAND	1,443.49	0.00	0.00	0.00	1,443.49
505 ART CLASS	34.14	0.00	0.00	0.00	34.14
509 8TH GRADE FAREWELL	361.34	0.00	25.00	0.00	336.34
510 TRANSPORTATION	436.38	0.00	0.00	0.00	436.38
511 SPECIAL EVENTS	2,171.59	0.00	0.00	0.00	2,171.59
512 HELP FUND	-215.10	0.00	0.00	0.00	-215.10
515 FACULTY VENDING FUND	810.18	0.00	23.19	0.00	786.99
520 TEACHERS HOSPITALITY FUND	399.19	0.00	200.32	0.00	198.87
525 AMS T-SHIRT SALES	1,222.50	0.00	0.00	0.00	1,222.50
528 A.P.E. T-SHIRTS	-18.50	0.00	0.00	0.00	-18.50
530 OUTDOOR CLASSROOM	1,104.34	0.00	0.00	0.00	1,104.34
535 SCIENCE BREAKAGE	138.19	0.00	0.00	0.00	138.19
540 INDUSTRIAL ARTS	3,441.03	0.00	0.00	0.00	3,441.03
542 FAMILY CONSUMER SCIENCE	887.47	0.00	17.52	0.00	869.95
544	0.00	0.00	0.00	0.00	0.00
545 LIBRARY	3,006.80	0.00	0.00	0.00	3,006.80
550	0.00	0.00	0.00	0.00	0.00

Current Cash Balance Report

50

ALL Data

Arranged by:

Date: 07/01/2006 thru 07/31/2006

Group ID and Activity Number

Activity Number and Name	Beginning Cash	Receipts	Disbursements	Adjustments	Cash Balance
555 FITNESS ROOM	1,136.36	0.00	0.00	0.00	1,136.36
570 FIELD TRIPS-SPECIALAREA	-24.00	0.00	0.00	0.00	-24.00
576 FIELD TRIPS-6 GR.	-408.00	0.00	0.00	0.00	-408.00
577 FIELD TRIPS-7 GR.	0.00	0.00	0.00	0.00	0.00
578 FIELD TRIPS-8 GR.	0.00	0.00	0.00	0.00	0.00
580 OTHER SCHOOL CUSTODIAL	620.22	0.00	0.00	0.00	620.22
582	0.00	0.00	0.00	0.00	0.00
585 TEAMMATES	0.00	0.00	0.00	0.00	0.00
590 TEAM 6A	-404.36	0.00	0.00	0.00	-404.36
591 TEAM 6B	118.92	0.00	0.00	0.00	118.92
592 TEAM 6C	-8.29	0.00	0.00	0.00	-8.29
593 TEAM 7A	59.17	0.00	0.00	0.00	59.17
594 TEAM 7B	13.73	0.00	0.00	0.00	13.73
595	0.00	0.00	0.00	0.00	0.00
596 TEAM 8A	1.56	0.00	0.00	0.00	1.56
597 TEAM 8B	132.49	0.00	0.00	0.00	132.49
598	0.00	0.00	0.00	0.00	0.00
E School Custodial Accounts Totals:	16,340.72	0.00	266.03	0.00	16,074.69
G Investments					
700 SAVINGS	-9,160.51	0.00	310.61	0.00	-9,471.12
710 INTEREST ON SAVINGS	4,160.51	310.61	0.00	0.00	4,471.12
G Investments Totals:	-5,000.00	310.61	310.61	0.00	-5,000.00
H Athletic Department					
820	0.00	0.00	0.00	0.00	0.00
H Athletic Department Totals:	0.00	0.00	0.00	0.00	0.00
Q FIELD TRIP FEES					
1350 HAL FIELD TRIPS	70.00	0.00	0.00	0.00	70.00
1570 FIELD TRIPS-SPECIAL AREA	0.00	0.00	0.00	0.00	0.00
1576 FIELD TRIPS-6 GR.	321.00	0.00	0.00	0.00	321.00
1577 FIELD TRIPS-7 GR.	0.00	0.00	0.00	0.00	0.00
1578 FIELD TRIPS 8 GR.	0.00	0.00	0.00	0.00	0.00
Q FIELD TRIP FEES Totals:	391.00	0.00	0.00	0.00	391.00
R CLUB FEES					
2300 SCIENCE CLUB	0.00	0.00	0.00	0.00	0.00
2320 YOUTH TO YOUTH	3,793.96	0.00	0.00	0.00	3,793.96
2400 STUDENT COUNCIL	0.00	0.00	0.00	0.00	0.00
2410 VOLLEYBALL CLUB	0.00	0.00	0.00	0.00	0.00
2430 BOOK CLUB	0.00	0.00	0.00	0.00	0.00
2440 SCRAPBOOK CLUB	0.00	0.00	0.00	0.00	0.00
2442 FCS CLUB	0.00	0.00	0.00	0.00	0.00
2450 ARTS & CRAFTS CLUB	0.00	0.00	0.00	0.00	0.00
2460 PHOTOGRAPHY CLUB	0.00	0.00	0.00	0.00	0.00
2470 SPIRIT CLUB	0.00	0.00	0.00	0.00	0.00
2500 MUSIC CLUB	0.00	0.00	0.00	0.00	0.00
2501 BAND CLUB	0.00	0.00	0.00	0.00	0.00
R CLUB FEES Totals:	3,793.96	0.00	0.00	0.00	3,793.96
S ATHLETIC FEES					
3205 ATHLETICS	2,662.00	0.00	0.00	0.00	2,662.00
S ATHLETIC FEES Totals:	2,662.00	0.00	0.00	0.00	2,662.00
Report Totals:	74,862.58	373.43	2,798.66	0.00	72,437.35

Activity Number and Name	Beginning Cash	Receipts	Disbursements	Adjustments	Cash Balance
A GENERAL FUND					
100 General Fund	4,951.22	0.00	547.10	0.00	4,404.12
110 Student Vending	1,972.78	0.00	198.54	0.00	1,774.24
115 Staff Vending	522.43	18.92	0.00	0.00	541.35
	<u>7,446.43</u>	<u>18.92</u>	<u>745.64</u>	<u>0.00</u>	<u>6,719.71</u>
A GENERAL FUND Totals:					
D SCHOOL CUSTODIAL ACCOUNTS					
400 Library	331.66	86.68	0.00	0.00	418.34
405 FCS - Family Consumer Science	200.27	129.00	0.00	0.00	329.27
410 Field Trips	-10,584.53	0.00	0.00	0.00	-10,584.53
415 Hospitality	383.85	0.00	75.09	0.00	308.76
420 IT LAB - Industrial Technology	4,811.37	0.00	0.00	0.00	4,811.37
425 Art	5.00	0.00	0.00	0.00	5.00
430 Spirit Wear	1,514.95	0.00	0.00	0.00	1,514.95
435 Book Fines	2,902.43	46.00	317.10	0.00	2,631.33
440 Bleacher Fund	2,388.44	0.00	0.00	0.00	2,388.44
445 Book Store	0.00	0.00	0.00	0.00	0.00
450 PE Shirts	14.00	0.00	0.00	0.00	14.00
455 Jump Start Camp	-50.00	0.00	0.00	0.00	-50.00
	<u>1,917.44</u>	<u>261.68</u>	<u>392.19</u>	<u>0.00</u>	<u>1,786.93</u>
D SCHOOL CUSTODIAL ACCOUNTS Totals:					
E INVESTMENTS					
500 Savings	0.00	0.00	0.00	0.00	0.00
505 Checking Interest	458.44	27.77	0.00	0.00	486.21
510 Interest on Savings	0.00	0.00	0.00	0.00	0.00
	<u>458.44</u>	<u>27.77</u>	<u>0.00</u>	<u>0.00</u>	<u>486.21</u>
E INVESTMENTS Totals:					
F ATHLETICS and ACTIVITIES					
600 Athletics Program	-6,733.60	85.00	976.15	0.00	-7,624.75
605 Clubs and Activities	22.20	0.00	0.00	0.00	22.20
610 Student Council	1,805.69	0.00	0.00	0.00	1,805.69
615 Youth to Youth	-1,195.62	0.00	0.00	0.00	-1,195.62
620 Emissary / Peer Mediation / Tutor	9.13	0.00	0.00	0.00	9.13
625 FCS Club	-266.52	0.00	0.00	0.00	-266.52
630 Swing Choir Club	148.69	0.00	0.00	0.00	148.69
635 Environmental Club	450.91	0.00	0.00	0.00	450.91
640 Yearbook	734.83	0.00	0.00	0.00	734.83
645 Art Club	1.97	0.00	0.00	0.00	1.97
650 HAL	-913.60	0.00	0.00	0.00	-913.60
655 Dance Club	45.43	0.00	0.00	0.00	45.43
660 Jazz Band	74.87	0.00	0.00	0.00	74.87
665 Drama Club	-155.86	0.00	0.00	0.00	-155.86
670 Cross Country Club	3.73	0.00	0.00	0.00	3.73
675 Solo and Ensemble Contest	309.33	0.00	0.00	0.00	309.33
680 Future Educators Club	47.69	0.00	0.00	0.00	47.69
	<u>-5,610.73</u>	<u>85.00</u>	<u>976.15</u>	<u>0.00</u>	<u>-6,501.88</u>
F ATHLETICS and ACTIVITIES Totals:					
Q FIELD TRIP FEES					
1000 Field Trips	9,539.85	1,785.00	0.00	0.00	11,324.85
	<u>9,539.85</u>	<u>1,785.00</u>	<u>0.00</u>	<u>0.00</u>	<u>11,324.85</u>
Q FIELD TRIP FEES Totals:					
R CLUB FEES					
2455 Jump Start Camp	250.00	430.00	0.00	0.00	680.00
2610 Student Council	0.00	0.00	0.00	0.00	0.00
2615 Youth-to-Youth	1,346.00	0.00	0.00	0.00	1,346.00
2625 FCS Club	330.00	0.00	0.00	0.00	330.00
2630 Swing Choir	0.00	0.00	0.00	0.00	0.00

08/21/2006 01:27:24 PM

Current Cash Balance Report

Arranged by:
Group ID and Activity Number

ALL Data

Date: 07/01/2006 thru 07/31/2006

Activity Number and Name	Beginning Cash	Receipts	Disbursements	Adjustments	Cash Balance
2635 Environmental Club	93.31	0.00	0.00	0.00	93.31
2645 Art Club	117.00	0.00	0.00	0.00	117.00
2650 HAL	948.46	0.00	0.00	0.00	948.46
2655 Dance Club	0.00	0.00	0.00	0.00	0.00
2665 Drama Club	140.00	0.00	0.00	0.00	140.00
2670 Cross Country Club	0.00	0.00	0.00	0.00	0.00
R CLUB FEES Totals;	<u>3,224.77</u>	<u>430.00</u>	<u>0.00</u>	<u>0.00</u>	<u>3,654.77</u>
S ATHLETIC FEES					
3000 Athletics	15,832.75	0.00	0.00	0.00	15,832.75
S ATHLETIC FEES Totals:	<u>15,832.75</u>	<u>0.00</u>	<u>0.00</u>	<u>0.00</u>	<u>15,832.75</u>
Report Totals:	<u>32,808.95</u>	<u>2,608.37</u>	<u>2,113.98</u>	<u>0.00</u>	<u>33,303.34</u>

Current Cash Balance Report

ALL Data

Date: 07/01/2006 thru 07/31/2006

Activity Number and Name	Beginning Cash	Receipts	Disbursements	Adjustments	Cash Balance
A GENERAL FUNDS					
100 VENDING MACHINES	14,836.69	0.00	0.00	0.00	14,836.69
105 STAFF VENDING MACHINES	545.22	0.00	0.00	0.00	545.22
110 GENERAL	-10,322.97	0.00	825.31	0.00	-11,148.28
120 PENCIL FUND (SCHOOL IMPROV.)	781.38	0.00	0.00	0.00	781.38
150 INTEREST EARNED CHECKING	3,058.26	0.00	0.00	0.00	3,058.26
170 INTEREST EARNED SAVINGS	11,021.55	1,224.23	0.00	0.00	12,245.78
180 BUILDING IMPROVEMENTS FUND	-29.89	0.00	0.00	0.00	-29.89
190 PAYBAC FUND	467.14	0.00	0.00	0.00	467.14
A GENERAL FUNDS Totals:	20,357.38	1,224.23	825.31	0.00	20,756.30
B ATHLETICS					
200 ATHLETICS PROGRAM	-8,592.40	0.00	71.05	0.00	-8,663.45
B ATHLETICS Totals:	-8,592.40	0.00	71.05	0.00	-8,663.45
C ACADEMIC CLUBS					
305 ART CLUB	-332.92	0.00	0.00	0.00	-332.92
310 YEARBOOKS	4,277.63	0.00	0.00	0.00	4,277.63
315 BOWLING CLUB	-1,361.45	0.00	0.00	0.00	-1,361.45
320 FAMILY CONSUMER SCIENCE CLUB	-249.51	0.00	0.00	0.00	-249.51
330 DRAMA	91.83	0.00	0.00	0.00	91.83
335 PING PONG	0.00	0.00	0.00	0.00	0.00
340 TENNIS CLUB	0.00	0.00	0.00	0.00	0.00
350 SKI CLUB	0.00	0.00	0.00	0.00	0.00
C ACADEMIC CLUBS Totals:	2,425.58	0.00	0.00	0.00	2,425.58
D CLUBS AND ORGANIZATIONS					
400 STUDENT COUNCIL	951.62	0.00	0.00	0.00	951.62
425 YOUTH TO YOUTH	-1,025.32	0.00	0.00	0.00	-1,025.32
D CLUBS AND ORGANIZATIONS Totals:	-73.70	0.00	0.00	0.00	-73.70
E SCHOOL CUSTODIAL ACCOUNTS					
500 BAND	449.10	0.00	0.00	0.00	449.10
501 SITE BASE	0.00	0.00	0.00	0.00	0.00
502 HOSPITALITY	69.90	0.00	41.95	0.00	27.95
503 BAND CONTEST/CLINIC	0.00	0.00	0.00	0.00	0.00
504 ROTARY ACTIVITY FUND	215.65	0.00	0.00	0.00	215.65
505 FINES	3,331.27	0.00	93.00	0.00	3,238.27
506 MONTESSORI (6TH)	-210.62	0.00	479.55	0.00	-690.17
507 TEAMMATES	0.00	0.00	0.00	0.00	0.00
508 MONTESSORI 7/8	-6,927.56	0.00	0.00	0.00	-6,927.56
509 FUNDRAISER '02-'03 (SCHOLARSHIPS,	0.00	0.00	0.00	0.00	0.00
510 FIELD TRIPS	-6,669.57	0.00	832.00	0.00	-7,501.57
511 NEW TEACHER FUND	301.30	0.00	93.78	0.00	207.52
512 KIDS HELPING KIDS FUND	88.40	0.00	0.00	0.00	88.40
513 MONTESSORI SUPPORT FUND	2,377.80	0.00	0.00	0.00	2,377.80
514 LACEY LEGACY FUND	176.44	0.00	0.00	0.00	176.44
515 ASSIGNMENT NOTEBOOKS	777.65	0.00	0.00	0.00	777.65
516 6A SUPPORT FUND	435.16	0.00	0.00	0.00	435.16
517 6B SUPPORT FUND	404.78	0.00	0.00	0.00	404.78
518 7A SUPPORT FUND	434.63	0.00	223.01	0.00	211.62
519 7B SUPPORT FUND	318.40	0.00	0.00	0.00	318.40
520 LIBRARY	585.23	0.00	-18.90	0.00	604.13
521 7C SUPPORT FUND	187.75	0.00	0.00	0.00	187.75
522 8A SUPPORT FUND	931.06	0.00	0.00	0.00	931.06
523 8B SUPPORT FUND	1,034.33	0.00	0.00	0.00	1,034.33

Current Cash Balance Report

ALL Data

Arranged by:

Date: 07/01/2006 thru 07/31/2006

Group ID and Activity Number

Activity Number and Name	Beginning Cash	Receipts	Disbursements	Adjustments	Cash Balance
524 FUNDRAISER '04-'05	0.00	0.00	0.00	0.00	0.00
525 M.S. ALTERNATIVE PROGRAM	671.30	0.00	0.00	0.00	671.30
526 FUNDRAISER '03-'04 (SCHOLARSHIPS,	1,852.46	0.00	0.00	0.00	1,852.46
527 FUNDRAISER '05-'06	569.62	0.00	0.00	0.00	569.62
528 H.A.L. TRIPS	-1,329.25	0.00	0.00	0.00	-1,329.25
530 FUNDRAISER '06-'07	0.00	0.00	0.00	0.00	0.00
535 VOCAL MUSIC	43.81	0.00	0.00	0.00	43.81
540 FUNDRAISER 98-99, LIBRARY	39.12	0.00	0.00	0.00	39.12
545 ORCHESTRA	15.86	0.00	0.00	0.00	15.86
550 SUMMER SCHOOL	0.00	0.00	0.00	0.00	0.00
555 FUNDRAISER 99-00, PRODUCTIVITY &	0.00	0.00	0.00	0.00	0.00
560 PHYSICAL EDUCATION	266.91	0.00	0.00	0.00	266.91
565 FUNDRAISER '00-'01, (SIGNS, SCHOLARSHIPS,	0.00	0.00	0.00	0.00	0.00
570 CYCLONE PARENT DONATIONS	500.00	0.00	0.00	0.00	500.00
575 ART FEES	270.61	0.00	0.00	0.00	270.61
580 SEWING (HAAN CRAFT KITS)	111.24	0.00	0.00	0.00	111.24
585 ENVIRONMENTAL EDUCATION	25.00	0.00	0.00	0.00	25.00
587 CARTRIDGES FOR KIDS	78.75	0.00	0.00	0.00	78.75
590 TECHNOLOGY EDUCATION	2,183.86	0.00	0.00	0.00	2,183.86
595 FUNDRAISER '01-'02 (COMMONS, CAMPUS, SIGN,	0.00	0.00	0.00	0.00	0.00
E SCHOOL CUSTODIAL ACCOUNTS Totals:	3,610.39	0.00	1,744.39	0.00	1,866.00
F DISTRICT CUSTODIAL ACCOUNTS					
620 CONFERENCE ACCOUNT	1,028.93	0.00	0.00	0.00	1,028.93
F DISTRICT CUSTODIAL ACCOUNTS Totals:	1,028.93	0.00	0.00	0.00	1,028.93
G INVESTMENTS					
700 SAVINGS	-36,173.96	0.00	1,224.23	0.00	-37,398.19
710 INTEREST ON SAVINGS	0.00	0.00	0.00	0.00	0.00
G INVESTMENTS Totals:	-36,173.96	0.00	1,224.23	0.00	-37,398.19
Q FIELD TRIP FEES					
1005 6A FIELD TRIPS	1,299.50	0.00	0.00	0.00	1,299.50
1010 6B FIELD TRIPS	997.00	0.00	0.00	0.00	997.00
1015 6C FIELD TRIPS	0.00	0.00	0.00	0.00	0.00
1020 6TH GRADE FIELD TRIPS	0.00	0.00	0.00	0.00	0.00
1030 7A FIELD TRIPS	1,188.00	0.00	0.00	0.00	1,188.00
1035 7B FIELD TRIPS	1,095.00	0.00	0.00	0.00	1,095.00
1040 7C FIELD TRIPS	0.00	0.00	0.00	0.00	0.00
1045 7TH GRADE FIELD TRIPS	1,255.00	0.00	0.00	0.00	1,255.00
1050 8A FIELD TRIPS	0.00	0.00	0.00	0.00	0.00
1055 8B FIELD TRIPS	0.00	0.00	0.00	0.00	0.00
1060 8C FIELD TRIPS	0.00	0.00	0.00	0.00	0.00
1065 8TH GRADE FIELD TRIPS	824.00	0.00	0.00	0.00	824.00
1075 FRENCH FIELD TRIPS	547.03	0.00	0.00	0.00	547.03
1080 GERMAN FIELD TRIPS	235.00	0.00	0.00	0.00	235.00
1506 MONTESSORI(6) FIELD TRIPS	784.00	0.00	0.00	0.00	784.00
1508 MONTESSORI(7,8) FIELD TRIPS	6,618.00	0.00	0.00	0.00	6,618.00
1525 MSAP FIELD TRIPS	444.95	0.00	0.00	0.00	444.95
1528 H.A.L. FIELD TRIPS	1,233.50	0.00	0.00	0.00	1,233.50
Q FIELD TRIP FEES Totals:	16,520.98	0.00	0.00	0.00	16,520.98
R CLUB FEES					
2305 ART CLUB	410.00	0.00	0.00	0.00	410.00
2315 BOWLING CLUB	1,650.00	0.00	0.00	0.00	1,650.00
2320 FAMILY CONSUMER SCIENCE CLUB	280.00	0.00	0.00	0.00	280.00

ALL Data

Current Cash Balance Report

55

Arranged by:

Date: 07/01/2006 thru 07/31/2006

Group ID and Activity Number

Activity Number and Name	Beginning Cash	Receipts	Disbursements	Adjustments	Cash Balance
2330 DRAMA CLUB	0.00	0.00	0.00	0.00	0.00
2340 TENNIS CLUB	0.00	0.00	0.00	0.00	0.00
2350 SKI CLUB	0.00	0.00	0.00	0.00	0.00
2425 YOUTH TO YOUTH CLUB	1,056.00	0.00	0.00	0.00	1,056.00
2500 BAND	48.00	0.00	0.00	0.00	48.00
2535 VOCAL MUSIC	189.00	0.00	0.00	0.00	189.00
2545 ORCHESTRA	0.00	0.00	0.00	0.00	0.00
2600 MUSIC SHIRTS	1,687.40	0.00	0.00	0.00	1,687.40
R CLUB FEES Totals:	5,320.40	0.00	0.00	0.00	5,320.40
S ATHLETICS FEES					
3200 ATHLETICS	12,383.50	0.00	0.00	0.00	12,383.50
S ATHLETICS FEES Totals:	12,383.50	0.00	0.00	0.00	12,383.50
Report Totals:	16,807.10	1,224.23	3,864.98	0.00	14,166.35

Submitted by *Julie M. Christianson, Bookkeeper*
 Approved by *Beth Walker* Date *8-22-06*

Current Cash Balance Report

Date: 07/01/2006 thru 07/31/2006

Group ID and Activity Number

Activity Number and Name	Beginning Cash	Receipts	Disbursements	Adjustments	Cash Balance
A GENERAL FUNDS					
100 VENDING	10,951.94	0.00	821.81	0.00	10,130.13
105 STAFF VENDING	3,043.96	0.00	0.00	0.00	3,043.96
110 GENERAL FUND	3,887.44	0.00	820.50	36.64	3,103.58
112 PAYBAC	3,376.46	0.00	0.00	0.00	3,376.46
115 KIEWIT T-SHIRT-SALE PROJECTS	9,056.90	0.00	0.00	-1.00	9,055.90
116 CLASS/ACTIVITY T-SHIRTS	-1.00	0.00	0.00	1.00	0.00
117 BOOK ORDERS	-297.00	0.00	0.00	0.00	-297.00
119 SITE IMPROVEMENT	18,668.88	0.00	0.00	0.00	18,668.88
120 SCHOOL IMPROVEMENT TEAM	2,621.00	0.00	0.00	0.00	2,621.00
125 FUNDRAISER	0.00	0.00	0.00	0.00	0.00
130 BUS	7,688.36	0.00	0.00	0.00	7,688.36
140 RETIREMENT	1,346.67	0.00	244.65	0.00	1,102.02
150 PARENT/TEACHER RESOURCE LIB	775.53	0.00	0.00	0.00	775.53
155 TECHNOLOGY	0.00	0.00	0.00	0.00	0.00
165 ROTARY	621.91	0.00	0.00	0.00	621.91
167 KCC FUNDRAISER	7,000.00	0.00	0.00	0.00	7,000.00
170 SCHOLARSHIP	5,636.06	0.00	0.00	0.00	5,636.06
180 SPECIAL PROJECTS	7,382.43	30.00	0.00	0.00	7,412.43
185 LEARNING CENTER	930.13	0.00	0.00	0.00	930.13
190 STAFF DEVELOPMENT	5,530.21	0.00	168.25	0.00	5,361.96
195 STUDENT ACTIVITIES	3,698.72	0.00	0.00	0.00	3,698.72
196 PARENTS FOR TEACHER APPRECIATION	0.00	0.00	0.00	0.00	0.00
197 VOCAL MUSIC	0.00	0.00	0.00	0.00	0.00
198 KETV GRANT/LAURA THOREEN	700.00	0.00	0.00	0.00	700.00
199 RITONYA-ANNE PAGE	150.00	0.00	0.00	0.00	150.00
A GENERAL FUNDS Totals:	92,768.60	30.00	2,055.21	36.64	90,780.03
B ATHLETICS					
200 ATHLETICS	-7,356.63	0.00	2,112.68	19,011.00	9,541.69
205 SUMMER BB CAMP	-1,403.04	0.00	0.00	6,105.00	4,701.96
210 MULTI-PURPOSE PROJECT	0.00	0.00	0.00	0.00	0.00
B ATHLETICS Totals:	-8,759.67	0.00	2,112.68	25,116.00	14,243.65
C ACADEMIC CLUBS					
300 INTERNATIONAL CLUB	0.00	0.00	0.00	0.00	0.00
305 VOLUNTEER CLUB	3,744.73	0.00	0.00	0.00	3,744.73
310 YEARBOOK	15,774.12	0.00	0.00	0.00	15,774.12
315 DRAMA CLUB	1,829.57	0.00	0.00	0.00	1,829.57
320 YOUTH-TO-YOUTH	1,313.36	0.00	0.00	352.00	1,665.36
325 STUDENT COUNCIL	2,375.08	0.00	0.00	0.00	2,375.08
330 SCIENCE CLUB	0.00	0.00	0.00	0.00	0.00
335 ART CLUB	-105.08	0.00	0.00	105.08	0.00
355 SPEECH CLUB	-279.00	0.00	0.00	279.00	0.00
360 DESTINATION IMAGINATION CLUB	-2,510.00	0.00	0.00	2,510.00	0.00
C ACADEMIC CLUBS Totals:	22,142.78	0.00	0.00	3,246.08	25,388.86
D CLUBS AND ORGANIZATIONS					
420 SNACK AND STITCH	3.81	0.00	0.00	33.00	36.81
D CLUBS AND ORGANIZATIONS Totals:	3.81	0.00	0.00	33.00	36.81
E SCHOOL CUSTODIAL ACCOUNTS					
520 SOCIAL/HOSPITALITY	2,018.07	0.00	50.00	0.00	1,968.07
530 PE/LOCK	2,568.52	0.00	0.00	0.00	2,568.52
540 HOME ARTS	275.76	0.00	0.00	0.00	275.76
550 INDUSTRIAL ARTS	7,367.27	0.00	0.00	0.00	7,367.27

Current Cash Balance Report

ALL Data

57
Arranged by:

Date: 07/01/2006 thru 07/31/2006

Group ID and Activity Number

Activity Number and Name	Beginning Cash	Receipts	Disbursements	Adjustments	Cash Balance
560 ART CLASS	0.00	0.00	0.00	0.00	0.00
580 LIBRARY	4,811.66	0.00	0.00	0.00	4,811.66
581 6A FIELD TRIP	-769.33	0.00	0.00	769.33	0.00
582 6B FIELD TRIP	-743.95	0.00	0.00	743.95	0.00
583 6C FIELD TRIP	-912.16	0.00	0.00	912.16	0.00
584 7A FIELD TRIP	-482.00	0.00	0.00	482.00	0.00
585 7B FIELD TRIP	0.00	0.00	0.00	0.00	0.00
586 7C FIELD TRIP	-434.00	0.00	0.00	434.00	0.00
587 8A FIELD TRIP	-1,338.00	0.00	0.00	1,338.00	0.00
588 8B FIELD TRIP	-1,508.00	0.00	0.00	1,508.00	0.00
589 8C FIELD TRIP	-641.84	0.00	0.00	641.84	0.00
590 FRENCH FIELD TRIP	-153.00	0.00	0.00	153.00	0.00
591 GERMAN FIELD TRIP	0.00	0.00	0.00	0.00	0.00
592 SPANISH FIELD TRIP	0.00	0.00	0.00	0.00	0.00
593 HAL FIELD TRIPS	-1,994.59	0.00	0.00	1,786.47	-208.12
594 AFTER SCHOOL PROGRAM	-20,396.65	0.00	0.00	23,858.00	3,461.35
595 SUMMER SCHOOL PROGRAM	-436.75	0.00	0.00	1,650.00	1,213.25
596 BAND FIELD TRIPS	0.00	0.00	0.00	0.00	0.00
597 BAND ACTIVITIES	0.00	0.00	0.00	0.00	0.00
E SCHOOL CUSTODIAL ACCOUNTS Totals:	-12,768.99	0.00	50.00	34,276.75	21,457.76
F DISTRICT CUSTODIAL ACCOUNTS					
620 CONVENTION	0.00	0.00	0.00	0.00	0.00
F DISTRICT CUSTODIAL ACCOUNTS Totals:	0.00	0.00	0.00	0.00	0.00
G INVESTMENTS					
700 SAVINGS	-71,756.62	0.00	0.00	0.00	-71,756.62
710 INTEREST ON SAVINGS	47,354.62	0.00	0.00	0.00	47,354.62
G INVESTMENTS Totals:	-24,402.00	0.00	0.00	0.00	-24,402.00
Q FIELD TRIP FEES					
1581 6A FIELD TRIP	769.00	0.00	0.00	-769.00	0.00
1582 6B FIELD TRIPS	744.00	0.00	0.00	-744.00	0.00
1583 6C FIELD TRIPS	912.00	0.00	0.00	-912.00	0.00
1584 7A FIELD TRIPS	482.00	0.00	0.00	-482.00	0.00
1585 7B FIELD TRIPS	0.00	0.00	0.00	0.00	0.00
1586 7C FIELD TRIPS	434.00	0.00	0.00	-434.00	0.00
1587 8A FIELD TRIPS	1,338.00	0.00	0.00	-1,338.00	0.00
1588 8B FIELD TRIPS	1,508.00	0.00	0.00	-1,508.00	0.00
1589 8C FIELD TRIPS	667.00	0.00	0.00	-667.00	0.00
1590 FRENCH FIELD TRIPS	153.00	0.00	0.00	-153.00	0.00
1591 GERMAN FIELD TRIPS	0.00	0.00	0.00	0.00	0.00
1592 SPANISH FIELD TRIPS	0.00	0.00	0.00	0.00	0.00
1593 HAL FIELD TRIPS	1,786.47	0.00	0.00	-1,786.47	0.00
1596 BAND FIELD TRIPS	0.00	0.00	0.00	0.00	0.00
Q FIELD TRIP FEES Totals:	8,793.47	0.00	0.00	-8,793.47	0.00
R CLUB FEES					
2320 YOUTH TO YOUTH CLUB	352.00	0.00	0.00	-352.00	0.00
2335 ART CLUB	105.00	0.00	0.00	-105.00	0.00
2350 CHESS CLUB	0.00	0.00	0.00	0.00	0.00
2355 SPEECH CLUB	291.00	0.00	0.00	-291.00	0.00
2360 DESTINATION IMAGINATION CLUB	2,510.00	0.00	0.00	-2,510.00	0.00
2420 SNACK AND STITCH CLUB	33.00	0.00	0.00	-33.00	0.00
R CLUB FEES Totals:	3,291.00	0.00	0.00	-3,291.00	0.00

ALL Data

Current Cash Balance Report

58 Arranged by:

Date: 07/01/2006 thru 07/31/2006

Group ID and Activity Number

Activity Number and Name	Beginning Cash	Receipts	Disbursements	Adjustments	Cash Balance
S ATHLETIC FEES					
3200 ATHLETICS	19,011.00	0.00	0.00	-19,011.00	0.00
3205 SUMMER BB CAMP	6,105.00	0.00	0.00	-6,105.00	0.00
S ATHLETIC FEES Totals:	25,116.00	0.00	0.00	-25,116.00	0.00
T AFTER SCHOOL PROGRAM FEES					
6594 AFTER SCHOOL PROGRAM	23,858.00	0.00	0.00	-23,858.00	0.00
6595 AFTER SCHOOSUMMER SCHOOL	1,550.00	100.00	0.00	-1,650.00	0.00
T AFTER SCHOOL PROGRAM FEES Totals:	25,408.00	100.00	0.00	-25,508.00	0.00
Report Totals:	131,593.00	130.00	4,217.89	0.00	127,505.11

Jessica Schuey 8/18/06

Jessie 8/18/06

Current Cash Balance Report

ALL Data

Arranged by: ⁵⁹

Date: 07/01/2006 thru 07/31/2006

Group ID and Activity Number

Activity Number and Name	Beginning Cash	Receipts	Disbursements	Adjustments	Cash Balance
A GENERAL FUNDS					
100 VENDING (STUDENT)	4,638.86	0.00	0.00	0.00	4,638.86
101 VENDING (PENS & PENCILS)	145.56	0.00	0.00	0.00	145.56
102 VENDING (CANDY)	0.00	0.00	0.00	0.00	0.00
103 VENDING (ICE CREAM)	0.00	0.00	0.00	0.00	0.00
104 VENDING (STAFF)	400.29	0.00	217.40	0.00	182.89
110 GENERAL	2,391.39	1,012.65	2,335.41	0.00	1,068.63
115 LINK BOOK ORDERS	0.00	0.00	0.00	0.00	0.00
120 CHARVAT BOOK ORDERS	0.00	0.00	0.00	0.00	0.00
125 MAUST BOOK ORDER	0.00	0.00	0.00	0.00	0.00
126 BRABLEC BOOK ORDERS	0.00	0.00	0.00	0.00	0.00
130 MEF SCHOLARSHIP	0.00	0.00	0.00	0.00	0.00
135 HOSPITALITY FUND	75.38	0.00	0.00	0.00	75.38
140 CHARVAT BOOK ORDERS	0.00	0.00	0.00	0.00	0.00
145 NOT USED	0.00	0.00	0.00	0.00	0.00
150 NOT USED	0.00	0.00	0.00	0.00	0.00
A GENERAL FUNDS Totals:	7,651.48	1,012.65	2,552.81	0.00	6,111.32
B ATHLETICS					
200 ATHLETICS	0.00	0.00	0.00	0.00	0.00
210 FOOTBALL	-5,271.12	0.00	0.00	0.00	-5,271.12
220 BASKETBALL	-3,304.98	0.00	0.00	0.00	-3,304.98
230 VOLLEYBALL	-4,356.79	0.00	0.00	0.00	-4,356.79
240 WRESTLING	-2,579.03	0.00	0.00	0.00	-2,579.03
250 CROSS COUNTRY	-252.25	0.00	0.00	0.00	-252.25
260 TRACK & FIELD	-5,879.97	0.00	0.00	0.00	-5,879.97
B ATHLETICS Totals:	-21,644.14	0.00	0.00	0.00	-21,644.14
C ACADEMIC CLUBS					
300 ANNUAL	4,104.51	0.00	0.00	0.00	4,104.51
305 ART CLUB	72.08	0.00	0.00	0.00	72.08
306 CHESS	0.00	0.00	0.00	0.00	0.00
310 DRAMA CLUB	-32.12	0.00	0.00	0.00	-32.12
313 WALKING CLUB	-36.08	0.00	0.00	0.00	-36.08
315 YOUTH TO YOUTH	-204.25	0.00	0.00	0.00	-204.25
317 FRENCH CLUB	0.00	0.00	0.00	0.00	0.00
318 MUSTANG MENTORS	0.00	0.00	0.00	0.00	0.00
320 SCIENCE CLUB	0.00	0.00	0.00	0.00	0.00
321 SCRAPBOOK CLUB	-129.09	0.00	0.00	0.00	-129.09
325 SKI CLUB	0.00	0.00	0.00	0.00	0.00
330 SPANISH CLUB	0.00	0.00	0.00	0.00	0.00
335 VOLUNTEER CLUB	74.12	0.00	0.00	0.00	74.12
340 SPED CAMPINGTRIP	33.14	0.00	0.00	0.00	33.14
345 NOT USED	0.00	0.00	0.00	0.00	0.00
350 FORENSICS	-205.00	0.00	0.00	0.00	-205.00
C ACADEMIC CLUBS Totals:	3,677.31	0.00	0.00	0.00	3,677.31
D CLUBS AND ORGANIZATIONS					
400 STUDENT COUNCIL	402.93	0.00	0.00	0.00	402.93
D CLUBS AND ORGANIZATIONSTotals:	402.93	0.00	0.00	0.00	402.93
E SCHOOL CUSTODIAL ACCOUNTS					
500 ART PROJECTS	1,303.67	0.00	0.00	0.00	1,303.67
501 BAND CONTEST/CLINIC	-25.87	0.00	0.00	0.00	-25.87
502 SWING CHOIR	-369.64	0.00	0.00	0.00	-369.64
503 HONOR CHOIR	-46.50	0.00	0.00	0.00	-46.50

Current Cash Balance Report

Date: 07/01/2006 thru 07/31/2006

Group ID and Activity Number

Activity Number and Name	Beginning Cash	Receipts	Disbursements	Adjustments	Cash Balance
504 JAZZ BAND	-74.80	0.00	0.00	0.00	-74.80
505 NOT USED	47.84	0.00	0.00	0.00	47.84
506 6A FIELD TRIPS	405.00	0.00	0.00	0.00	405.00
507 6B FIELD TRIPS	-535.00	0.00	0.00	0.00	-535.00
508 7A FIELD TRIPS	-268.42	0.00	0.00	0.00	-268.42
509 7B FIELD TRIPS	-276.62	0.00	0.00	0.00	-276.62
510 8A FIELD TRIPS	0.00	0.00	0.00	0.00	0.00
511 8B FIELD TRIPS	0.00	0.00	0.00	0.00	0.00
512 FOREIGN LANGUAGE TRIP	-105.00	0.00	0.00	0.00	-105.00
515 FUND RAISING	33,932.91	0.00	199.00	0.00	33,733.91
520 GYM SUITS	29.30	0.00	0.00	0.00	29.30
525 HOME EC PROJECTS	-102.31	0.00	0.00	0.00	-102.31
526 HONORS BAND	-176.88	0.00	0.00	0.00	-176.88
527 HAL TRIPS	-621.68	0.00	0.00	0.00	-621.68
530 INDUSTRIALARTS PROJECTS	5,676.16	0.00	0.00	0.00	5,676.16
535 INSTRUMENT RENTAL	35.00	0.00	0.00	0.00	35.00
545 LIBRARY	1,880.55	0.00	56.00	0.00	1,824.55
550 LOCK	45.00	0.00	0.00	0.00	45.00
552 MATH/SCI SAT SCHOOL	0.00	0.00	0.00	0.00	0.00
555 OUTDOOR EDUCATION	-9,259.98	0.00	0.00	0.00	-9,259.98
560 SITE BASE PLAN	0.00	0.00	0.00	0.00	0.00
570 JUMP START	0.00	0.00	0.00	0.00	0.00
E SCHOOL CUSTODIAL ACCOUNTS Totals:	30,682.73	0.00	255.00	0.00	30,427.73
F DISTRICT CUSTODIAL ACCOUNTS					
600 NOT USED	0.00	0.00	0.00	0.00	0.00
620 NOT USED	0.00	0.00	0.00	0.00	0.00
F DISTRICT CUSTODIAL ACCOUNTS Totals:	0.00	0.00	0.00	0.00	0.00
G INVESTMENTS					
700 INVESTMENTS	-28,807.26	0.00	0.00	0.00	-28,807.26
710 INTEREST FROM SAVINGS	0.00	0.00	0.00	0.00	0.00
G INVESTMENTSTotals:	-28,807.26	0.00	0.00	0.00	-28,807.26
Q FIELD TRIP FEES					
1340 RESOURCE	0.00	0.00	0.00	0.00	0.00
1400 STUDENT COUNCIL TRIP	0.00	0.00	0.00	0.00	0.00
1506 6A FIELD TRIP	405.00	0.00	0.00	0.00	405.00
1507 6B FIELD TRIP	535.00	0.00	0.00	0.00	535.00
1508 7A FIELD TRIP	279.00	0.00	0.00	0.00	279.00
1509 7B FIELD TRIP	273.00	0.00	0.00	0.00	273.00
1510 8A FIELD TRIP	0.00	0.00	0.00	0.00	0.00
1511 8B FIELD TRIP	0.00	0.00	0.00	0.00	0.00
1512 FOREIGN LANGUAGE TRIP	105.00	0.00	0.00	0.00	105.00
1527 HAL FIELD TRIP	554.20	0.00	0.00	0.00	554.20
1555 OUTDOOR ED	7,695.00	0.00	0.00	0.00	7,695.00
1570 JUMP START	650.00	0.00	0.00	0.00	650.00
Q FIELD TRIP FEES Totals:	10,496.20	0.00	0.00	0.00	10,496.20
R CLUB FEES					
2305 ART CLUB	370.00	0.00	0.00	0.00	370.00
2306 CHESS CLUB	0.00	0.00	0.00	0.00	0.00
2310 DRAMA CLUB	811.50	0.00	0.00	0.00	811.50
2313 WALKING CLUB	40.00	0.00	0.00	0.00	40.00
2315 YOUTH TO YOUTH	360.00	0.00	0.00	0.00	360.00
2321 SCRAPBOOK CLUB	165.00	0.00	0.00	0.00	165.00

ALL Data

Current Cash Balance Report

61 Arranged by:

Date: 07/01/2006 thru 07/31/2006

Group ID and Activity Number

Activity Number and Name	Beginning Cash	Receipts	Disbursements	Adjustments	Cash Balance
2330 CROSS COUNTRY CLUB	0.00	0.00	0.00	0.00	0.00
2350 FORENSICS	200.00	0.00	0.00	0.00	200.00
2504 JAZZ BAND	0.00	0.00	0.00	0.00	0.00
2513 FIDDLE FEST	0.00	0.00	0.00	0.00	0.00
2526 HONORS BAND	160.00	0.00	0.00	0.00	160.00
2535 INSTRUMENT RENTAL	0.00	0.00	0.00	0.00	0.00
R CLUB FEES Totals:	2,106.50	0.00	0.00	0.00	2,106.50
S ATHLETIC FEES					
3010 FOOTBALL	2,102.00	0.00	0.00	0.00	2,102.00
3020 BASKETBALL	3,901.50	0.00	0.00	0.00	3,901.50
3030 VOLLEYBALL	1,562.00	0.00	0.00	0.00	1,562.00
3040 WRESTLING	594.00	0.00	0.00	0.00	594.00
3060 TRACK & FIELD	2,628.00	0.00	0.00	0.00	2,628.00
S ATHLETIC FEES Totals:	10,787.50	0.00	0.00	0.00	10,787.50
T AFTER SCHOOL PROGRAM FEES					
0	0.00	0.00	0.00	0.00	0.00
4500 MUSTANG SCHOLAR RETREAT	25.00	0.00	0.00	0.00	25.00
T AFTER SCHOOL PROGRAM FEES Totals:	25.00	0.00	0.00	0.00	25.00
Report Totals:	15,378.25	1,012.65	2,807.81	0.00	13,583.09



Current Cash Balance Report

Date: 07/01/2006 thru 07/31/2006

Group ID and Activity Number

Activity Number and Name	Beginning Cash	Receipts	Disbursements	Adjustments	Cash Balance
A ACTIVITY GENERAL FUND					
1 NOT IN USE	0.00	0.00	0.00	0.00	0.00
100 VENDING/C STORE REVENUES/OLD YEAR	68,229.05	0.00	957.90	-55,232.92	12,038.23
101 NOT IN USE 9105	0.00	0.00	0.00	0.00	0.00
102 NOT IN USE 9105	0.00	0.00	0.00	0.00	0.00
103 NOT IN USE 9105	0.00	0.00	0.00	0.00	0.00
105 MUSTANG MANIA GRANTS	547.08	0.00	0.00	0.00	547.08
110 GENERAL	11,703.86	263.00	0.00	0.00	11,966.86
115 PLC	780.72	0.00	0.00	0.00	780.72
120 ACTIVITIES SUPPORT	45,000.00	0.00	0.00	0.00	45,000.00
146 COKE/FOOD SERVICE	109,362.76	14,034.22	0.00	0.00	123,396.98
150 NOT IN USE 9/5	0.00	0.00	0.00	0.00	0.00
170 INTEREST OF CD'S	67,711.89	1,445.60	0.00	0.00	69,157.49
180 INTEREST ON NOW ACCOUNT	13,020.26	89.75	0.00	0.00	13,110.01
185 INTEREST ON EAGLE FUND	20,183.40	49.08	0.00	0.00	20,232.48
190 MN SITE IMPROVEMENTS	3,655.24	0.00	0.00	0.00	3,655.24
A ACTIVITY GENERAL FUND Totals:	340,194.26	15,881.65	957.90	-55,232.92	299,885.09
B ATHLETICS/ACTIVITIES					
200 ACTIVITIES TRANSPORTATION	-43,228.46	0.00	66.18	43,294.64	0.00
201 CONCESSIONS	9,521.60	50.94	3,565.00	0.00	6,007.54
202 ATHLETICS	156,832.76	966.60	7,544.20	-24,259.33	125,995.83
203 SPORT FEES**	-53,229.12	44,802.50	0.00	8,426.62	0.00
204 ACTIVITY TICKETS	20,350.00	0.00	0.00	-20,350.00	0.00
205 ATHLETIC CLOTHING	11,207.67	10.00	0.00	0.00	11,217.67
210 NHS PHYSICAL SCREENING	458.00	0.00	0.00	0.00	458.00
215 TEMPORARY HELP/ACT/ATHLETICS	-270.00	0.00	0.00	270.00	0.00
220 ENTRY FEES	-6,557.00	0.00	0.00	6,557.00	0.00
230 OFFICIALS	-29,365.71	0.00	-10.00	29,355.71	0.00
235 DEBATE TRANSPORTATION*	-3,881.77	915.00	0.00	2,966.77	0.00
240 FORENSIC TRANSPORTATION**	-4,295.28	3,150.00	0.00	1,145.28	0.00
250 BAND/ORCHESTRA TACT **	-7,779.63	0.00	0.00	7,779.63	0.00
260 CHORAL TRANSPORTATION*	-633.08	633.08	0.00	0.00	0.00
B ATHLETICS/ACTIVITIES Totals:	49,129.98	50,528.12	11,165.38	55,186.32	143,679.04
C ACADEMIC CLUBS					
301 DECA**	-4,447.38	3,776.00	0.00	671.38	0.00
302 FRENCH CLUB	1,355.21	0.00	0.00	0.00	1,355.21
303 LATIN CLUB	-104.66	196.00	0.00	0.00	91.34
304 NOT IN USE 09105	0.00	0.00	0.00	0.00	0.00
305 SPANISH CLUB	-2,520.99	3,442.80	0.00	0.00	921.81
307 GERMAN CLUB	-715.76	777.00	0.00	0.00	61.24
308 YEARBOOK/STAMPEDE	17,235.66	25.00	17,000.00	0.00	260.66
309 NEWSPAPER/MOOFBEAT	5,249.59	0.00	0.00	0.00	5,249.59
311 ASTRONOMY CLUB	15.00	0.00	0.00	0.00	15.00
312 DECA COOKIE ACCOUNT	605.60	0.00	0.00	-605.60	0.00
314 HISTORY CLUB*	-17,210.32	17,378.81	0.00	0.00	168.49
315 SPIRIT SHOP	13,517.68	10.00	0.00	-65.78	13,461.90
316 FCCLA**	6,551.62	2,269.50	0.00	0.00	8,821.12
317 FEA	74.62	0.00	0.00	0.00	74.62
320 NOT IN USE 09/05	0.00	0.00	0.00	0.00	0.00
325 VIA	319.52	0.00	0.00	0.00	319.52
524 MULTI-CAT	780.00	0.00	0.00	0.00	780.00
614 BROADCAST CLUB	-45.89	0.00	0.00	45.89	0.00

ALL Data

Current Cash Balance Report

63 Arranged by:

Date: 07/01/2006 thru 07/31/2006

Group ID and Activity Number

Activity Number and Name	Beginning Cash	Receipts	Disbursements	Adjustments	Cash Balance
615 VICA**	-195.60	2,305.00	29.45	0.00	2,079.95
C ACADEMIC CLUBS Totals:	20,463.90	30,180.11	17,029.45	45.89	33,660.45
D CLUBS AND ORGANIZATIONS					
310 VARSITY CHEER FUNDRAISER	0.00	0.00	0.00	0.00	0.00
400 JV CHEER FUNDRAISER	722.00	0.00	0.00	0.00	722.00
401 CANCER FUND	0.00	0.00	0.00	0.00	0.00
402 CHEER-UNIFORMS**	13,830.78	756.16	4,709.00	-0.96	9,876.98
403 DAIRY COUNCIL OF NE	0.00	0.00	0.00	0.00	0.00
404 CHEER-FUNDRAISER	-0.45	0.00	0.00	0.45	0.00
405 DANCE UNIFORMS*	0.00	0.00	0.00	0.00	0.00
406 DANCE TEAM FUNDRAISER	-0.51	0.00	0.00	0.51	0.00
407 BASEBALL	2,092.93	0.00	1,681.55	0.00	411.38
408 THESPIAN/DRAMA CLUB	-1,531.48	2,904.00	0.00	0.00	1,372.52
409 CHESS CLUB	156.38	0.00	0.00	0.00	156.38
410 CROSS COUNTRY FR	38.31	0.00	0.00	0.00	38.31
411 FOOTBALL FR	459.41	1,395.00	1,395.56	0.00	458.85
412 BOYS TRACK FR	101.49	0.00	0.00	0.00	101.49
413 NOT IN USE 9/05	0.00	0.00	0.00	0.00	0.00
414 GIRLS GOLF FIR	1,321.56	0.00	0.00	0.00	1,321.56
415 COLORGUARD UNIFORMS	0.00	0.00	0.00	0.00	0.00
416 MUSTANG SCRAMBLE	1,171.53	0.00	0.00	0.00	1,171.53
417 SOCCER FR	854.52	240.00	190.00	0.00	904.52
419 SOFTBALL FR	788.42	0.00	250.00	0.00	538.42
420 SWIM FR	476.04	167.41	0.00	0.00	643.45
421 TENNIS FR	0.00	0.00	0.00	0.00	0.00
422 GIRLS TRACK FR	4,248.30	502.43	1,014.00	0.00	3,736.73
423 VOLLEYBALL FUNDRAISER	2,405.70	455.00	2,164.59	0.00	696.11
425 LITERARY MAGAZINE	2,272.21	0.00	0.00	0.00	2,272.21
426 BAND**	3,199.13	1,691.81	0.00	0.00	4,890.94
427 FLAGS	1,617.83	0.00	0.00	0.00	1,617.83
428 ENVIRONMENTAL	0.00	0.00	0.00	0.00	0.00
429 AMNESTY INTERNATIONAL	97.64	0.00	0.00	0.00	97.64
430 CHORAL**	1,705.79	1,653.42	0.00	0.00	3,359.21
431 ORCHESTRA**	310.52	470.68	5.00	0.00	776.20
432 STUDENT COUNCIL	14,987.51	7.00	170.00	0.00	14,824.51
433 JCB CONTINGENCY FUND	2,000.00	0.00	0.00	0.00	2,000.00
434 JUNIOR CLASS	13,974.55	0.00	262.00	0.00	13,712.55
435 SENIOR CLASS	6,303.23	0.00	0.00	0.00	6,303.23
436 UNITI	100.00	0.00	0.00	0.00	100.00
437 NATIONAL HONOR SOCIETY**	2,975.95	0.00	0.00	0.00	2,975.95
438 NOT IN USE 09/05	0.00	0.00	0.00	0.00	0.00
441 NOT IN USE 10/03	0.00	0.00	0.00	0.00	0.00
445 NOT IN USE 3/04	0.00	0.00	0.00	0.00	0.00
450 INTRAMURALS**	-265.94	576.60	0.00	0.00	310.66
456 BOYS GOLF F/R	821.47	0.00	0.00	0.00	821.47
458 NOT IN USE 8/03	0.00	0.00	0.00	0.00	0.00
459 BOYS BASKETBALL CAMP	2,776.72	0.00	342.40	-26.62	2,407.70
460 MN/RITZ BB BOOSTER	441.37	0.00	264.98	-176.39	0.00
466 WRESTLING FUNDRAISER	1,563.85	750.00	902.75	0.00	1,411.10
470 MN/BAHE BB BOOSTERS	-26.62	0.00	0.00	26.62	0.00
477 MILLARD BASKETBALL/OC	793.93	3,110.00	3,819.56	0.00	84.37
480 BAND TRIP/FR	-201,439.52	201,439.52	0.00	0.00	0.00

ALL Data

Current Cash Balance Report

64 Arranged by:

Date: 07/01/2006 thru 07/31/2006

Group ID and Activity Number

Activity Number and Name	Beginning Cash	Receipts	Disbursements	Adjustments	Cash Balance
500 NFL ACCOUNT	-599.74	3,700.40	917.95	0.00	2,182.71
505 FROEMMING/MEMORIAL	184.68	0.00	0.00	0.00	184.68
510 HANDICAP SWIM	250.00	0.00	0.00	0.00	250.00
515 JAPANESE CLUB	-392.35	432.00	0.00	0.00	39.65
520 GIRLS BASKETBALL CAMP	2,269.33	0.00	0.00	176.39	2,445.72
525 MN GIRLS JV BASKETBALL LEAGUE	2,959.44	1,045.00	4,001.88	0.00	2.56
526 DISASTER RELIEF	0.00	0.00	0.00	0.00	0.00
600 GIRLS SOCCER FIR	237.93	40.00	7.72	0.00	270.21
D CLUBS AND ORGANIZATIONS Totals:	-113,746.16	221,336.43	22,098.94	0.00	85,491.33
E ADMIN CUSTODIAL ACCOUNTS					
601 COURTESY	67.94	0.00	64.00	0.00	3.94
602 CAREER DEVELOPMENT	1,820.73	0.00	0.00	0.00	1,820.73
603 PARKING STICKERS	44,865.41	0.00	7,208.52	0.00	37,656.89
604 PARKING FINES	0.00	0.00	0.00	0.00	0.00
605 FIELDTRIPS**	-9,092.52	9,506.77	-5.00	-210.76	208.49
606 AFTER PROM	0.00	0.00	0.00	0.00	0.00
607 ART	2,550.76	5.00	0.00	0.00	2,555.76
608 GYM FEES	10,090.87	63.00	0.00	0.00	10,153.87
609 ART/SCHIMENTI	212.50	0.00	0.00	0.00	212.50
610 BOOK FINES & OTHER UNPAID OBLIGATIONS	17,237.68	1,577.96	1,786.20	0.00	17,029.44
611 INDUSTRIAL TECH	776.30	404.00	0.00	0.00	1,180.30
612 STAFF LOUNGE	363.24	0.00	0.00	0.00	363.24
613 LIBRARY	341.67	75.00	94.62	0.00	322.05
616 TRANSCRIPT FEES	3,312.02	15.00	0.00	0.00	3,327.02
617 POOL	9,847.31	150.00	0.00	0.00	9,997.31
618 EUROPEAN BOOKS	200.16	75.00	0.00	0.00	275.16
619 AP FRENCH WORKBOOKS	14.00	0.00	0.00	0.00	14.00
620 NOT IN USE 9/1/04	0.00	0.00	0.00	0.00	0.00
621 PE FIELDTRIPS	-1,279.78	1,102.75	0.00	177.03	0.00
623 AP LATIN	0.00	0.00	0.00	0.00	0.00
624 AP SPANISH	137.01	0.00	0.00	0.00	137.01
625 AP EXAMS**	-103.43	0.00	0.00	0.00	-103.43
626 NOT IN USE 9/1/04	0.00	0.00	0.00	0.00	0.00
627 NOT IN USE 9/1/04	0.00	0.00	0.00	0.00	0.00
628 ENGLISH/MISCELLANEOUS	112.00	0.00	0.00	0.00	112.00
629 IB **	-13,262.00	0.00	0.00	0.00	-13,262.00
670 MARQUEE	391.98	0.00	0.00	0.00	391.98
675 SALBERG FIELDTRIPS	-2,264.29	2,230.56	0.00	33.73	0.00
680 OTT FIELDTRIPS	-1,284.16	1,287.26	0.00	0.00	3.10
E ADMIN CUSTODIAL ACCOUNTS Totals:	65,055.40	16,492.30	9,148.34	0.00	72,399.36
F ACADEMIC CUSTODIAL ACCOUNTS					
300 DEBATE	-168.87	524.07	441.98	0.00	-86.78
321 DRAMA	602.02	270.00	0.00	0.00	872.02
622 SPEECH	6,261.01	0.00	199.51	0.00	6,061.50
701 MANTARO/GRANT	5.85	0.00	0.00	0.00	5.85
750 FCS	602.31	38.00	0.00	0.00	640.31
755 SENIOR CLASS ACTIVITIES	5,443.49	7,618.90	0.00	0.00	13,062.39
760 NOT IN USE	0.00	0.00	0.00	0.00	0.00
770 ADVERTISING	8,277.04	0.00	0.00	0.00	8,277.04
F ACADEMIC CUSTODIAL ACCOUNTS Totals:	21,022.85	8,450.97	641.49	0.00	28,832.33

ALL Data

Current Cash Balance Report

65

Arranged by:
Group ID and Activity Number

Date: 07/01/2006 thru 07/31/2006

Activity Number and Name	Beginning Cash	Receipts	Disbursements	Adjustments	Cash Balance
G DISTRICT CUSTODIAL ACCOUNTS					
801 NOT IN USE 4/03	0.00	0.00	0.00	0.00	0.00
803 SUMMER SCHOOL	0.00	0.00	0.00	0.00	0.00
805 OTHER	44.00	0.00	0.00	0.00	44.00
827 PHYSICS	-0.71	0.00	0.00	0.71	0.00
872 NOT IN USE 9/02	0.00	0.00	0.00	0.00	0.00
G DISTRICT CUSTODIAL ACCOUNTS Totals:	<u>43.29</u>	<u>0.00</u>	<u>0.00</u>	<u>0.71</u>	<u>44.00</u>
S BANKING					
999 STARTING CASH	-232.00	0.00	900.00	0.00	-1,132.00
S BANKING Totals:	<u>-232.00</u>	<u>0.00</u>	<u>900.00</u>	<u>0.00</u>	<u>-1,132.00</u>
Z INVESTMENTS					
900 CERTIFICATES OF DEPOSITS	-403,898.64	0.00	1,032.28	0.00	-404,930.92
905 MM EAGLE FUND	-20,183.40	0.00	49.08	0.00	-20,232.48
Z INVESTMENTS Totals:	<u>-424,082.04</u>	<u>0.00</u>	<u>1,081.36</u>	<u>0.00</u>	<u>-425,163.40</u>
Report Totals:	<u>-42,150.52</u>	<u>342,869.58</u>	<u>63,022.86</u>	<u>0.00</u>	<u>237,696.20</u>

8/8/06 *[Signature]*
8/9/06 *[Signature]*

0 * *

0 * *

39,583.00+

237,696.20+

002

CCB'A 277,279.20*+

3,367.76-

Bk Stat 280,646.96+

-000

277,279.20*+

Current Cash Balance Report

Date: 07/01/2006 thru 07/31/2006

Group ID and Activity Number

Activity Number and Name	Beginning Cash	Receipts	Disbursements	Adjustments	Cash Balance
A EXTRA CURRICULAR					
1000 FIELDTRIPS	9,591.57	0.00	9,506.77	-84.80	0.00
1002 PE FIELDTRIPS	1,102.75	0.00	1,102.75	0.00	0.00
1005 BAND TRIP	202,301.33	0.00	202,301.33	0.00	0.00
1010 DC TRIP	4,984.00	0.00	4,984.00	0.00	0.00
1012 HISTORY CLUB TRIP	12,394.81	0.00	12,394.81	0.00	0.00
1013 ORCHESTRA TRIP	96.68	0.00	96.68	0.00	0.00
1015 FIELDTRIP/OTT	1,287.26	0.00	1,287.26	0.00	0.00
1020 FIELDTRIP/SALBERG	2,230.56	0.00	2,230.56	0.00	0.00
2000 MUSIC ALLSTATE FEES	1,340.00	0.00	1,340.00	0.00	0.00
2005 CHEER/DANCE CAMP	0.00	0.00	0.00	0.00	0.00
2010 CHORAL TRIP	0.00	0.00	0.00	0.00	0.00
2015 NOT IN USE 04-05	0.00	0.00	0.00	0.00	0.00
2020 DECA	3,776.00	0.00	3,776.00	0.00	0.00
2025 FRENCH CLUB	0.00	0.00	0.00	0.00	0.00
2030 FCCLA	2,269.50	0.00	2,269.50	0.00	0.00
2035 DEBATE NATIONALS	509.07	0.00	509.07	0.00	0.00
2040 FORENSIC NATIONALS	2,778.00	0.00	3,420.40	642.40	0.00
2050 INTRAMURALS	576.60	0.00	576.60	0.00	0.00
2070 VICA	2,305.00	0.00	2,305.00	0.00	0.00
2307 GERMAN CLUB	777.00	0.00	777.00	0.00	0.00
2515 JAPANESE CLUB	432.00	0.00	432.00	0.00	0.00
3030 LATIN CLUB FEES	196.00	0.00	196.00	0.00	0.00
3050 SPANISH CLUB	3,442.80	0.00	3,442.80	0.00	0.00
4080 THESPIAN/DRAMA CLUB	2,904.00	0.00	2,904.00	0.00	0.00
4230 SUBS FOR FIELDTRIPS	3,282.96	0.00	3,367.76	84.80	0.00
5000 ATHLETIC SPORT FEE	44,802.50	0.00	44,802.50	0.00	0.00
5001 CLOSE AFTER 8/06 DUPL ACCT	642.40	0.00	0.00	-642.40	0.00
5150 NOT IN USE 05-06	0.00	0.00	0.00	0.00	0.00
5230 ONE ACT PLAY	220.00	0.00	220.00	0.00	0.00
5235 DEBATE PARTICIPATION	915.00	0.00	915.00	0.00	0.00
5240 FORENSIC PARTICIPATION	3,430.00	0.00	3,430.00	0.00	0.00
5250 NOT IN USE 04-05	0.00	0.00	0.00	0.00	0.00
5260 CHORAL PARTICIPATION	1,615.00	0.00	1,615.00	0.00	0.00
A EXTRA CURRICULAR Totals:	310,202.79	0.00	310,202.79	0.00	0.00
B POST SECONDARY EDUCATION					
6625 AP EXAM FEES	25,956.00	0.00	0.00	0.00	25,956.00
6629 IB EXAM FEES	13,627.00	0.00	0.00	0.00	13,627.00
B POST SECONDARY EDUCATION Totals:	39,583.00	0.00	0.00	0.00	39,583.00
Report Totals:	349,785.79	0.00	310,202.79	0.00	39,583.00

39,583.00+
 237,696.20+
 002
 277,279.20*+
 3,367.76-
 280,646.96+
 -000
 277,279.20*+

8/8/06
 8/8/06
 AC.
 Rick Steinhilber

Current Cash Balance Report

Date: 07/01/2006 thru 07/31/2006

Activity Number and Name	Beginning Cash	Receipts	Disbursements	Adjustments	Cash Balance
A GENERAL ACCOUNT EXPENSES					
103 Candy & Pop Refund	-300.00	0.00	0.00	300.00	0.00
109 Public Relations	-7,503.20	0.00	0.00	7,503.20	0.00
115 General Supplies (Internal)	-503.28	0.00	0.00	503.28	0.00
117 Damage and Loss Property	0.00	0.00	0.00	0.00	0.00
120 Extracurr Transportation	-23,210.87	0.00	0.00	23,210.87	0.00
121 Athletic Transportation	-28,846.10	0.00	0.00	28,846.10	0.00
140 Technology	0.00	0.00	0.00	0.00	0.00
141 Curriculum Support	0.00	0.00	0.00	0.00	0.00
142 Equipment Replacement	0.00	0.00	0.00	0.00	0.00
143 Building Maintenance	-577.77	0.00	55.00	632.77	0.00
144 Pride Time	-2,279.01	0.00	0.00	2,279.01	0.00
145 Community Counselor Support	0.00	0.00	0.00	0.00	0.00
148 Academic Awards	139.88	0.00	0.00	0.00	139.88
147 Activity Support/Projects	-13,294.52	0.00	0.00	13,294.52	0.00
148 Special Projects	0.00	0.00	0.00	0.00	0.00
149 Discretionary Spending	0.00	0.00	0.00	0.00	0.00
150 Convention	-29.30	0.00	0.00	29.30	0.00
151 Personnel Support	-13,902.78	0.00	331.27	14,234.03	0.00
154 National Competition	0.00	0.00	0.00	0.00	0.00
160 Replacement Account	0.00	0.00	0.00	0.00	0.00
162 Activity/Spod	0.00	0.00	0.00	0.00	0.00
166 Wellness	218.81	0.00	39.55	0.00	177.26
199 Miscellaneous Bank Charges	0.00	0.00	0.00	0.00	0.00
A GENERAL ACCOUNT EXPENSES Totals:	-91,090.32	0.00	425.82	91,833.08	316.94
B GENERAL ACCOUNT REVENUE					
100 Vending Machines-Coca-Cola	112,864.70	11,994.67	0.00	-124,959.37	0.00
101 Vending Machines-Candy	0.00	0.00	0.00	0.00	0.00
102 Bank Charge Revenue	0.00	0.00	0.00	0.00	0.00
104 Staff Coke Fund	7.75	0.00	0.00	-300.00	-292.25
105 Sanitary Machines	65.75	0.00	0.00	-65.75	0.00
110 Replacement Fund	0.00	0.00	0.00	0.00	0.00
152 Other Revenue	909.61	5,948.90	0.00	-6,858.51	0.00
153 Graduation Revenue	0.00	0.00	0.00	0.00	0.00
155 PAYBAC Partners	2.76	0.00	0.00	0.00	2.76
156 Scholarships	0.00	0.00	0.00	0.00	0.00
158 Capital Outlay	-25,436.10	0.00	0.00	33,420.76	7,984.66
159 Patriot Pride	184.00	0.00	0.00	0.00	184.00
180 Building Revenue	0.00	0.00	0.00	0.00	0.00
185 C Store Revenue (Convenience store)	0.00	0.00	0.00	0.00	0.00
189 American Fbg Donations	-183.04	0.00	0.00	183.04	0.00
190 Misc. Bank Credit Adjustments	100.00	0.00	0.00	-100.00	0.00
901 Interest on Bur MM	858.18	72.08	0.00	-858.18	72.08
902 Interest on Business Checking	0.00	0.00	0.00	0.00	0.00
911 Interest on CD	0.00	0.00	0.00	0.00	0.00
B GENERAL ACCOUNT REVENUE Totals:	89,473.61	18,015.63	0.00	-99,538.01	7,951.23
C ATHLETICS					
201 Concessions	29,664.00	0.00	1,866.98	-27,797.02	0.00
202 Athletics	-2,193.47	522.00	4,071.67	5,743.14	0.00
204 Athletic Clothing	0.00	0.00	0.00	0.00	0.00
205 Letter Jackets	160.00	0.00	0.00	-160.00	0.00
206 Athletic Tickets	13,825.00	0.00	0.00	-13,825.00	0.00

Current Cash Balance Report

Date: 07/01/2006 thru 07/31/2006

Group ID and Activity Number

Activity Number and Name	Beginning Cash	Receipts	Disbursements	Adjustments	Cash Balance
207 Participation Fee	-25.00	31,795.00	0.00	-31,770.00	0.00
210 Athletic Capital Outlay	159,719.12	0.00	0.00	1,705.26	161,425.38
211 Activities	-551.00	0.00	0.00	551.00	0.00
212 Athletic Fundraisers	0.00	0.00	0.00	0.00	0.00
213 Summer Clinics	13,820.00	1,890.00	30.00	0.00	15,480.00
214 Little Dribblers	0.00	0.00	0.00	0.00	0.00
220 Football	-5,748.99	0.00	3,360.69	9,109.88	0.00
221 Volleyball	-9,114.63	0.00	0.00	9,114.63	0.00
222 Softball	-3,884.76	0.00	4,115.16	7,999.92	0.00
223 Tennis (Boys)	-2,018.37	0.00	0.00	2,018.37	0.00
224 Tennis (Girls)	-798.25	0.00	0.00	798.25	0.00
225 Golf (Boys)	-2,911.48	0.00	0.00	2,911.48	0.00
226 Golf (Girls)	-1,160.75	0.00	0.00	1,160.75	0.00
227 Wrestling	-6,179.93	0.00	67.40	6,247.33	0.00
228 Soccer (Boys)	-356.29	0.00	0.00	356.29	0.00
229 Soccer (Girls)	798.47	0.00	88.00	0.00	708.47
230 Baseball	-12,921.37	25.00	0.00	12,896.37	0.00
231 Cross County (B&G)	-647.84	0.00	0.00	647.84	0.00
232 Basketball (B&G)	-3,578.32	0.00	175.38	3,753.70	0.00
233 Track (B&G)	-8,809.57	81.00	0.00	6,728.57	0.00
234 Swimming (B&G)	-1,142.16	0.00	0.00	1,142.16	0.00
240 Athletic Training	-1,125.25	0.00	0.00	1,125.25	0.00
250 Athletic Transfers	0.00	0.00	0.00	0.00	0.00
280 Golf Tournament	0.00	0.00	0.00	0.00	0.00
915 Interest-AthleticActivity MM	858.14	72.05	0.00	-858.14	72.05
2200 Summer Football	1,618.86	2,500.00	2,628.53	0.00	1,490.32
2221 Summer Volleyball	3,157.63	0.00	0.00	0.00	3,157.63
2222 Summer Softball	1,761.15	0.00	528.63	0.00	1,232.52
2228 Summer Boys Soccer	43.87	0.00	0.00	0.00	43.87
2229 Summer Girls Soccer	471.98	0.00	0.00	0.00	471.98
2230 Summer Baseball	545.08	0.00	238.46	0.00	306.62
2231 Summer Girls Basketball	2,354.75	0.00	0.00	0.00	2,354.75
2232 Summer Boys Basketball	-1,747.80	0.00	277.57	0.00	-2,025.37
C ATHLETICS Totals	165,680.81	36,685.05	17,448.47	-199.17	184,718.22
D ORGANIZATIONS AND CLUBS					
301 DECA	-19,541.78	12,769.53	0.00	0.00	-6,772.25
302 French Club	3,490.05	0.00	0.00	0.00	3,490.05
303 LEO Club	0.00	0.00	0.00	0.00	0.00
305 Spanish Club	-117.49	325.00	0.00	0.00	207.51
307 German Club	1,250.45	180.00	0.00	0.00	1,430.45
310 National Forensics League	27.36	0.00	0.00	0.00	27.36
311 Environmental Club	380.56	0.00	0.00	0.00	380.56
312 Forensics Club	227.14	0.00	254.66	27.52	0.00
314 Newspaper	6,773.72	240.00	0.00	0.00	7,013.72
315 Debate Club	43.64	925.00	323.85	-27.52	617.27
316 Art Club	81.01	0.00	0.00	0.00	81.01
317 Play Production	10,122.77	2,570.00	3,975.00	-5,408.12	3,309.65
318 Theatricals	-8,287.00	7,559.00	0.00	728.00	0.00
319 Athletic Trainers	-7,637.66	7,438.49	0.00	199.17	0.00
385 Culinary Competition	143.23	0.00	0.00	0.00	143.23
395 Fashion Merchandising	5.08	0.00	0.00	0.00	5.08
399 Auditorium Manager	-9,360.12	0.00	0.00	9,360.12	0.00

Current Cash Balance Report

Dele: 07/01/2006 thru 07/31/2006

Group ID and Activity Number

Activity Number and Name	Beginning Carh	Receipts	Disbursements	Adjustments	Cash Balance
408 Band Dept Trips	0.00	0.00	500.00	0.00	-500.00
410 Band	7,882.85	6,537.24	1,303.85	0.00	13,116.24
411 Choir	2,684.81	2,068.00	1,350.00	0.00	3,402.81
412 Orchestra	-26,910.35	28,103.20	0.00	0.00	1,192.85
413 Entertainment 2000	0.00	0.00	0.00	0.00	0.00
414 Band Fundraising	5,462.05	0.00	0.00	0.00	5,462.05
415 Choir Fundraising	14,652.78	0.00	0.00	0.00	14,652.78
418 Orchestra Fundraising	1,301.03	0.00	0.00	0.00	1,301.03
417 Music Trip (NY)	0.00	0.00	0.00	0.00	0.00
481 Senior Class	972.04	0.00	0.00	0.00	972.04
482 Junior Class	622.21	0.00	0.00	0.00	622.21
484 Post Prom Security	0.00	0.00	0.00	0.00	0.00
499 VICA-Skills USA	393.18	0.00	0.00	0.00	393.18
500 STARS	100.00	0.00	0.00	0.00	100.00
501 Student Council	6,301.31	900.00	0.00	0.00	7,201.31
502 National Honor Society	6,516.05	0.00	1,353.45	0.00	5,162.60
503 Drama Club	404.37	0.00	0.00	0.00	404.37
504 Literary Magazine	439.72	0.00	0.00	0.00	439.72
505 GoMadd	336.92	0.00	0.00	0.00	336.92
506 Chess Club	126.10	0.00	0.00	0.00	126.10
515 Dance Team	-1,763.30	3,113.80	305.92	0.00	1,044.58
516 Cheerleading-Varsity	-1,867.10	2,500.00	0.00	0.00	632.90
517 Cheerleading-JV	-3,496.98	3,300.00	0.00	0.00	-196.98
518 Cheerleading-Freshman	-2,932.04	2,950.00	0.00	0.00	17.96
519 Cheerleading Uniforms/Summer Camp	2,208.90	1,555.50	948.00	0.00	2,816.40
525 Prior Yrs Yearbook	3,955.14	0.00	0.00	0.00	3,955.14
526 Yearbook 04-05	6,020.80	0.00	0.00	0.00	6,020.80
527 Yearbook 05-08	7,383.00	0.00	0.00	0.00	7,383.00
528 Yearbook 06-07	0.00	0.00	0.00	0.00	0.00
555 FCCLA	197.48	0.00	0.00	0.00	197.48
556 Future Educators of America	0.00	0.00	0.00	0.00	0.00
580 Patriot Post	21,744.26	1,040.00	0.00	0.00	22,784.26
590 Diversity Club	0.00	0.00	0.00	0.00	0.00
D ORGANIZATIONS AND CLUBS Totals:	30,336.17	84,074.78	10,314.73	4,879.17	108,975.37
E ADMINISTRATIVE CUSTODIAL					
599 Intramurals	-772.47	910.00	149.02	0.00	-11.49
601 Staff Courtesy Fund	422.24	0.00	0.00	0.00	422.24
602 Parking	5,390.88	20.00	6,031.28	620.40	0.00
603 Field Trips	-1,140.53	1,519.00	0.00	0.00	378.47
604 Physical Education Fund	0.00	0.00	0.00	0.00	0.00
605 Pool Maintenance	1,081.71	0.00	0.00	0.00	1,081.71
606 Art Fees	30.12	0.00	0.00	0.00	30.12
607 Book Fines	3,268.60	1,877.69	2.53	0.00	5,143.76
610 Information Center	137.87	0.00	0.00	0.00	137.87
611 Advanced Placement	-1,070.07	0.00	0.00	0.00	-1,070.07
814 Transcript and Test Fees	1,385.60	0.00	0.00	0.00	1,385.60
616 Clearing Account	0.00	0.00	0.00	0.00	0.00
617 Shop Fees	0.00	0.00	0.00	0.00	0.00
618 Musical Production	0.00	0.00	0.00	0.00	0.00
621 Graphics Tech	5.00	0.00	0.00	0.00	5.00
622 Construction Tech	1,693.08	0.00	0.00	0.00	1,693.08
623 Manufacturing Tech	798.07	0.00	0.00	0.00	798.07

ALL Data

Current Cash Balance Report

Arranged by:

Date: 07/01/2006 thru 07/31/2008

Group ID and Activity Number

Activity Number and Name	Beginning Cash	Receipts	Disbursements	Adjustments	Cash Balance
624 Foundation Tech	164.82	0.00	0.00	0.00	164.82
625 Science Replacements	0.00	0.00	0.00	0.00	0.00
627 English Replacements	0.00	0.00	0.00	0.00	0.00
628 Athletic Trainers Class	0.25	0.00	0.00	0.00	0.25
630 Social Studies Texts	1,852.24	0.00	0.00	0.00	1,852.24
632 Lock Replacement	341.38	5.00	0.00	0.00	346.38
635 Library Book Fines	5.72	68.19	0.00	0.00	73.91
638 Freshman Transition Day	0.00	0.00	0.00	0.00	0.00
640 Student ID Card Fee	3,172.00	100.00	0.00	0.00	3,272.00
642 Parenting Support	0.00	0.00	0.00	0.00	0.00
645 Family Consumer Science	-154.14	10.00	0.00	144.14	0.00
648 MOBA Playhouse	1,090.34	0.00	0.00	0.00	1,090.34
650 Fast Forward	0.00	0.00	0.00	0.00	0.00
656 Technology Magnet	7.64	0.00	0.00	0.00	7.64
658 Display Cases	0.00	0.00	0.00	0.00	0.00
660 PAEMST-Science National Award	319.37	0.00	0.00	0.00	319.37
679 New Frontier Book Fines	23.00	0.00	0.00	0.00	23.00
680 New Frontier (Grants/Donations)	12.03	0.00	0.00	0.00	12.03
681 New Frontier Chuck Wagon	393.27	0.00	167.75	0.00	225.52
682 New Frontier Activity	-654.41	0.00	0.00	654.41	0.00
883 Graduation Expense	-1,047.00	0.00	0.00	1,047.00	0.00
684 Port-Piom	-432.20	0.00	0.00	432.20	0.00
685 Alumni	0.00	0.00	0.00	0.00	0.00
686 Contributions/Gifts	686.87	0.00	0.00	0.00	686.87
687 Next Frontier	-125.78	0.00	0.00	125.78	0.00
688 New Addition	0.00	0.00	0.00	0.00	0.00
689 SpEd Activity	-71.50	70.50	0.00	1.00	0.00
609 Parking Security Camera	0.00	0.00	0.00	0.00	0.00
E ADMINISTRATIVE CUSTODIAL Totals:	16,814.00	4,560.38	6,350.58	3,024.93	18,068.73
F DISTRICT CUSTODIAL					
825 Other District Custodial	0.00	0.00	0.00	0.00	0.00
F DISTRICT CUSTODIAL Totals:	0.00	0.00	0.00	0.00	0.00
G INACTIVE ACCOUNTS					
0 No Name acct	0.00	0.00	0.00	0.00	0.00
104 Candy Machine Refund	0.00	0.00	0.00	0.00	0.00
153 MetroCommunity College Rebate	0.00	0.00	0.00	0.00	0.00
157 Jostens	0.00	0.00	0.00	0.00	0.00
175 Mascot Fund	0.00	0.00	0.00	0.00	0.00
203 Cookie Fundraiser	0.00	0.00	0.00	0.00	0.00
208 Summer Camp Clinics	0.00	0.00	0.00	0.00	0.00
209 Summer Camps 2001	0.00	0.00	0.00	0.00	0.00
215 Athletic Bank Charges	0.00	0.00	0.00	0.00	0.00
216 Athletic Booster Club	0.00	0.00	0.00	0.00	0.00
218 Candy Revenue	0.00	0.00	0.00	0.00	0.00
235 Gymnastics (B&G)	0.00	0.00	0.00	0.00	0.00
299 Ath Checking Bank Charges	0.00	0.00	0.00	0.00	0.00
400 (D) Music	0.00	0.00	0.00	0.00	0.00
401 (D) Cheerleading - Varsity	0.00	0.00	0.00	0.00	0.00
402 (D) Cheerleading - Jr Varsity	0.00	0.00	0.00	0.00	0.00
403 (D) Cheerleading - Freshman	0.00	0.00	0.00	0.00	0.00
404 Cheerleading - Wrestling	0.00	0.00	0.00	0.00	0.00
405 (D) Dance Team	0.00	0.00	0.00	0.00	0.00

Current Cash Balance Report

Date: 07/01/2006 thru 07/31/2006

Activity Number and Name	Beginning Cash	Receipts	Disbursements	Adjustments	Cash Balance
508 Yearbook 1996-97	0.00	0.00	0.00	0.00	0.00
509 Yearbook 1997-98	0.00	0.00	0.00	0.00	0.00
610 Yearbook 1998-99	0.00	0.00	0.00	0.00	0.00
511 Cheerleading - Varsity	0.00	0.00	0.00	0.00	0.00
512 Cheerleading - Junior Varsity	0.00	0.00	0.00	0.00	0.00
513 Cheerleading - Freshman	0.00	0.00	0.00	0.00	0.00
521 Yearbook 1999-00	0.00	0.00	0.00	0.00	0.00
522 Yearbook 2000-01	0.00	0.00	0.00	0.00	0.00
523 Yearbooks 01-02	0.00	0.00	0.00	0.00	0.00
524 Yearbook 02-03	0.00	0.00	0.00	0.00	0.00
561 Patriot Post Start Up	0.00	0.00	0.00	0.00	0.00
600 Intramurals Fundraising	0.00	0.00	0.00	0.00	0.00
608 Foreign Language 1996-97	0.00	0.00	0.00	0.00	0.00
609 Foreign Language 1997-98	0.00	0.00	0.00	0.00	0.00
612 Textbook Replacement	0.00	0.00	0.00	0.00	0.00
613 Technology Consumable	0.00	0.00	0.00	0.00	0.00
615 Close-Up	0.00	0.00	0.00	0.00	0.00
619 Portfolios	0.00	0.00	0.00	0.00	0.00
620 Dual Enrollment	0.00	0.00	0.00	0.00	0.00
626 Social Studies Texts 1997-98	0.00	0.00	0.00	0.00	0.00
629 Book Club	0.00	0.00	0.00	0.00	0.00
631 Weight Room Maintenance	0.00	0.00	0.00	0.00	0.00
633 Locker Room Capitol Outlay	0.00	0.00	0.00	0.00	0.00
638 ESL Grant	0.00	0.00	0.00	0.00	0.00
655 MSAAS	0.00	0.00	0.00	0.00	0.00
657 I.T Summer Camp	0.00	0.00	0.00	0.00	0.00
709 Forensics Reimbursement	0.00	0.00	0.00	0.00	0.00
720 Other District Reimbursements	0.00	0.00	0.00	0.00	0.00
801 Drivers Education	0.00	0.00	0.00	0.00	0.00
905 Interest on Checking	0.00	0.00	0.00	0.00	0.00
910 Certificate of Deposit	0.00	0.00	0.00	0.00	0.00
912 Athletic Certificate Deposit	0.00	0.00	0.00	0.00	0.00
913 Interest-Athletic Activity CD	0.00	0.00	0.00	0.00	0.00
916 Athletic Certificate Deposit #2	0.00	0.00	0.00	0.00	0.00
917 Interest on Athletic Checking	0.00	0.00	0.00	0.00	0.00
G INACTIVE ACCOUNTS Totals:	0.00	0.00	0.00	0.00	0.00
Q Extracurricular Activities					
1000 Field Trips	0.00	0.00	0.00	0.00	0.00
2301 DECA	0.00	0.00	0.00	0.00	0.00
2302 French Club	0.00	0.00	0.00	0.00	0.00
2303 LEO Club	0.00	0.00	0.00	0.00	0.00
2305 Spanish Club	0.00	0.00	0.00	0.00	0.00
2307 German Club	0.00	0.00	0.00	0.00	0.00
2310 National Forensics League	0.00	0.00	0.00	0.00	0.00
2312 Forensics	0.00	0.00	0.00	0.00	0.00
2314 Newspaper Trip	0.00	0.00	0.00	0.00	0.00
2315 Debate Club	0.00	0.00	0.00	0.00	0.00
2317 Play Fees	0.00	0.00	0.00	0.00	0.00
2318 Thespian Club	0.00	0.00	0.00	0.00	0.00
2319 Athletic Trainers Trip	0.00	0.00	0.00	0.00	0.00
2395 Fashion Merchandising	0.00	0.00	0.00	0.00	0.00
2409 Bend Trip	0.00	0.00	0.00	0.00	0.00

ALL Data

Current Cash Balance Report

Date: 07/01/2006 thru 07/31/2008

Arranged by:
Group ID and Activity Number

Activity Number and Name	Beginning Cash	Receipts	Disbursements	Adjustments	Cash Balance
2411 Choir Trip	0.00	0.00	0.00	0.00	0.00
2412 Orchestra Trip	0.00	0.00	0.00	0.00	0.00
2499 VICA Trip	0.00	0.00	0.00	0.00	0.00
2501 Student Council	0.00	0.00	0.00	0.00	0.00
2502 National Honors Society	0.00	0.00	0.00	0.00	0.00
2503 Drama Membership	0.00	0.00	0.00	0.00	0.00
2515 Dance Camp	0.00	0.00	0.00	0.00	0.00
2516 Varsity Cheerleading Camp	0.00	0.00	0.00	0.00	0.00
2517 JV Cheerleading Camp	0.00	0.00	0.00	0.00	0.00
2518 FR Cheerleading Camp	0.00	0.00	0.00	0.00	0.00
2555 FCCLA	0.00	0.00	0.00	0.00	0.00
2556 FEA	0.00	0.00	0.00	0.00	0.00
2560 Patriot Post Trip	0.00	0.00	0.00	0.00	0.00
2599 Intramurals	0.00	0.00	0.00	0.00	0.00
2689 SpEd	0.00	0.00	0.00	0.00	0.00
5000 Sport Participating Fee	0.00	0.00	0.00	0.00	0.00
4 Extracurricular Activities Totals:	0.00	0.00	0.00	0.00	0.00
R Post-Secondary Education					
7010 AP Exam Fees	0.00	0.00	0.00	0.00	0.00
R Post-Secondary Education Totals:	0.00	0.00	0.00	0.00	0.00
S Banking					
999 Starting Cash	0.00	0.00	500.00	0.00	-500.00
S Banking Totals:	0.00	0.00	500.00	0.00	-500.00
Z INVESTMENTS					
900 Preferred Bus Money Market	-104,717.48	0.00	72.06	0.00	-104,789.54
914 Athletic Bus Money Market	-104,710.58	0.00	72.05	0.00	-104,782.63
Z INVESTMENTS Totals:	-209,428.06	0.00	144.11	0.00	-209,572.17
Report Totals:	1,786.21	143,355.82	35,183.71	0.00	108,858.32

Current Cash Balance Report

Date: 07/01/2006 thru 07/31/2006

Group ID and Activity Number

Activity Number and Name	Beginning Cash	Receipts	Disbursements	Adjustments	Cash Balance
A Extracurricular Activities					
1000 Field Trii	1,519.00	0.00	1,519.00	0.00	0.00
2000 Band Cleaning Fee	0.00	0.00	0.00	0.00	0.00
2005 Choir Cleaning Fee	0.00	0.00	0.00	0.00	0.00
2301 DECA	12,769.53	0.00	12,769.53	0.00	0.00
2302 French Club	0.00	0.00	0.00	0.00	0.00
2305 Spanish Club	325.00	0.00	325.00	0.00	0.00
2307 German Club	180.00	0.00	180.00	0.00	0.00
2310 National Forensics League	0.00	0.00	0.00	0.00	0.00
2312 Forensics	0.00	0.00	0.00	0.00	0.00
2314 Newspaper Trip	0.00	0.00	0.00	0.00	0.00
2315 Debate Club	925.00	0.00	925.00	0.00	0.00
2317 Play Fees	2,295.00	0.00	2,295.00	0.00	0.00
2518 Thespian club	7,559.00	0.00	7,559.00	0.00	0.00
2319 Athletic Trainers Trip	7,438.49	0.00	7,438.49	0.00	0.00
2995 Fashion Merchandising	0.00	0.00	0.00	0.00	0.00
2409 Band Trip	0.00	0.00	0.00	0.00	0.00
2411 Choir Trip	2,068.00	0.00	2,068.00	0.00	0.00
2412 Orchestra Trip	28,103.20	0.00	28,103.20	0.00	0.00
2499 VICA Trip	0.00	0.00	0.00	0.00	0.00
2501 Student Council	900.00	0.00	900.00	0.00	0.00
2502 National Honors Society	0.00	0.00	0.00	0.00	0.00
2503 Drama Membership	0.00	0.00	0.00	0.00	0.00
2515 Dance Camp	3,113.80	0.00	3,113.80	0.00	0.00
2516 Varsity Cheerleading Camp	2,500.00	0.00	2,500.00	0.00	0.00
2517 JV Cheerleading Camp	3,300.00	0.00	3,300.00	0.00	0.00
2518 Fr Cheerleading Camp	2,950.00	0.00	2,950.00	0.00	0.00
2555 FCCLA	0.00	0.00	0.00	0.00	0.00
2556 FEA	0.00	0.00	0.00	0.00	0.00
2560 Patriot Post Trip	1,040.00	0.00	1,040.00	0.00	0.00
2599 Intramurals	910.00	0.00	910.00	0.00	0.00
2689 SpEd	70.50	0.00	70.50	0.00	0.00
3000 Summer Athletic Camps	0.00	0.00	0.00	0.00	0.00
4000 Advanced Placement Tests	0.00	0.00	0.00	0.00	0.00
4050 Peru Early Entry	0.00	0.00	0.00	0.00	0.00
5000 Sport Participating Fee	31,795.00	0.00	31,795.00	0.00	0.00
5020 Band Participating Fee	0.00	0.00	0.00	0.00	0.00
5030 Chorus Participating Fee	0.00	0.00	0.00	0.00	0.00
5040 Debate Participating Fee	0.00	0.00	0.00	0.00	0.00
5080 Show Choir Participating Fee	0.00	0.00	0.00	0.00	0.00
A Extracurricular Activities Totals:	109,761.52	0.00	109,761.52	0.00	0.00
B Post Secondary Education					
7010 AP Exam Fees	11,584.00	0.00	0.00	0.00	11,584.00
7015 IB	0.00	0.00	0.00	0.00	0.00
B Post Secondary Education Totals:	11,584.00	0.00	0.00	0.00	11,584.00
G Inactive					
5050 Forensics Participating Fee	0.00	0.00	0.00	0.00	0.00
G Inactive Totals:	0.00	0.00	0.00	0.00	0.00
Report Totals:	121,345.52	0.00	109,761.52	0.00	11,584.00

Current Cash Balance Report

ALL Data

Date: 07/01/2006 thru 0713112006

Activity Number and Name	Beginning Cash	Receipts	Disbursements	Adjustments	Cash Balance
A ADMINISTRATIVE					
100 GENERAL ACTIVITY FUND	-2,003.03	0.00	0.00	0.00	-2,003.03
105 PRINCIPALS ADMIN	3,340.64	1,711.91	101.57	0.00	4,950.98
110 BUILDING MAINTENANCE	233.48	213.58	87.56	0.00	359.50
120 AP EXAMS	6,811.97	0.00	0.00	0.00	6,811.97
122 BIKE FOR BEN	0.00	0.00	0.00	0.00	0.00
125 ADMIN SPECIAL PROJECTS	0.00	0.00	0.00	0.00	0.00
130 COURTESY FUND	-419.69	30.00	0.00	0.00	-389.69
135 DONATIONS - SR CLASS	5,441.70	270.00	959.98	0.00	4,751.72
138 ELECTRONIC MSG BOARD	-390.00	0.00	0.00	0.00	-390.00
142 GIFTED	1,472.34	0.00	0.00	0.00	1,472.34
145 GUIDANCE	884.13	0.00	39.00	0.00	845.13
150 INFORMATION CENTER	-39.06	0.00	32.88	0.00	-71.94
152 NOT IN USE	0.00	0.00	0.00	0.00	0.00
155 NOT IN USE	0.00	0.00	0.00	0.00	0.00
157 LETTER JACKETS	1,171.71	540.00	0.00	0.00	1,711.71
160 PARKING	6,972.62	0.00	3,567.38	0.00	3,405.24
165 STAFF WELLNESS	145.87	0.00	0.00	0.00	145.87
170 STAFF CLOTHING	-19.28	0.00	0.00	0.00	-19.28
172 STAFF VENDING	-1,169.77	0.00	135.58	0.00	-1,305.35
174 TECHNOLOGY REBATES	1,143.05	70.00	0.00	0.00	1,213.05
180 VISITATION	22.43	0.00	0.00	0.00	22.43
181 VENDING - CATS DEN	0.00	0.00	0.00	0.00	0.00
182 VENDING-COKEIFOOD SERVICE	40,340.81	0.00	0.00	-4.77	40,336.04
183 VENDING - DAHL	0.00	0.00	0.00	0.00	0.00
184 VENDING - GUMBALL	0.00	0.00	0.00	0.00	0.00
189 WATER FUND	-1,910.61	0.00	0.00	0.00	-1,910.61
A ADMINISTRATIVE Totals:	62,029.31	2,835.49	4,923.95	-4.77	59,936.08
B ATHLETIC ADMIN					
200 ATHLETIC ADMIN	102,455.22	135.00	839.00	0.00	101,751.22
201 AD'S OFFICE	1,874.92	0.00	368.50	0.00	1,506.42
202 Athletic Event Admissions	481.91	0.00	0.00	0.00	481.91
203 ATHLETIC PROJECT FUND	16,799.83	0.00	0.00	0.00	16,799.83
205 ATHLETIC TRAINING	994.53	729.00	0.00	0.00	1,723.53
208 BASEBALL FUNDRAISING	5,702.33	0.00	9,296.00	0.00	-3,593.67
210 BOYS BB FUNDRAISING	-489.65	575.00	0.00	0.00	85.35
211 BOYS BASKETBALL CAMP	1,826.53	3,600.00	5,323.37	0.00	103.16
212 BOYS GOLF FUNDRAISING	1,085.20	0.00	119.49	0.00	965.71
213 BOYS SOCCER CAMP	0.00	2,122.00	1,823.83	0.00	298.17
214 BOYS SOCCER FUNDR	-1,851.39	1,935.05	28.50	0.00	55.16
215 CROSS COUNTRY FUNDRAISING	254.25	0.00	0.00	0.00	254.25
217 COACHES CLINICS	535.69	0.00	40.00	0.00	495.69
219 CONCESSIONS	9,290.95	1,994.47	0.00	0.00	11,285.42
220 INTRAMURALS	1,054.11	173.00	173.00	0.00	1,054.11
222 FIT CNTR/EQUIPMENT	1,288.51	0.00	0.00	0.00	1,288.51
223 FIT CNTR/MAINTENANCE	1,168.69	0.00	1,100.00	0.00	68.69
225 FOOTBALL CAMPS	-996.03	8,075.00	240.00	0.00	6,838.97
226 FOOTBALL LIFT-A-THON	1,883.90	720.00	0.00	0.00	2,603.90
230 GIRLS BASKETBALLFR	2,893.70	0.00	0.00	0.00	2,893.70
233 GIRLS SOCCER FUNDR	4,484.77	0.00	0.00	0.00	4,484.77
235 LADY CAT BB CAMPS	0.00	0.00	0.00	0.00	0.00
240 SOCCER BLEACHERS	100.00	0.00	0.00	0.00	100.00

Current Cash Balance Report

ALL Data

Arranged by:

Date: 07/01/2006 thru 07/31/2006

Group ID and Activity Number

Activity Number and Name	Beginning Cash				
245 SOFTBALL FUND RAISING	4,752.04	1,110.00	517.21	0.00	5,344.83
250 ST TRAINERS (HOSA)	876.93	0.00	0.00	0.00	876.93
255 SPORTS MEDIA GUIDES	0.00	0.00	0.00	0.00	0.00
258 TRACK FUNDRAISING	32.64	98.92	130.00	0.00	1.56
260 POOL MAINTENANCE	4,110.37	3,331.00	0.00	0.00	7,441.37
265 VB FUNDRAISING	10,936.16	1,615.00	120.00	0.00	12,431.16
270 WRESTLING MAT FUND	3,343.50	0.00	0.00	0.00	3,343.50
271 WRESTLING FNDRSR VAR	117.43	0.00	0.00	0.00	117.43
272 WRESTLING FNDRSR JV	545.60	0.00	0.00	0.00	545.60
273 WRESTLING FNDRSR FR	-152.00	0.00	0.00	0.00	-152.00
275 WRESTLING SCHOLARSHIP	2,750.00	507.25	0.00	0.00	3,257.25
285 NSAA COMPETITIONS	3,690.62	0.00	0.00	0.00	3,690.62
290 METRO	0.00	0.00	0.00	0.00	0.00
295 TOURNAMENTS	8,039.92	0.00	75.00	0.00	7,964.92
299 CORPORATE ADVERTISING	5,920.08	0.00	0.00	0.00	5,920.08
B ATHLETIC ADMIN Totals:	195,801.26	26,720.69	20,193.90	0.00	202,328.05
C ACADEMIC COURSES					
300 AP EUROPEANTEXT	833.00	0.00	0.00	0.00	833.00
303 AP ECONOMICS TEXT	656.00	0.00	0.00	0.00	656.00
310 AP AMERICAN TEXTBOOKS	1,640.00	0.00	0.00	0.00	1,640.00
312 AP PSYCHOLOGY TEXT	1,048.47	0.00	0.00	0.00	1,048.47
320 ART CLASS FEES	1,701.33	0.00	25.16	0.00	1,676.17
325 NOT IN USE	0.00	0.00	0.00	0.00	0.00
330 BUSINESS	10.93	0.00	0.00	0.00	10.93
332 CHEMISTRY	0.00	0.00	0.00	0.00	0.00
335 NOT IN USE	0.00	0.00	0.00	0.00	0.00
338 FAMILY CONSUMER SCIENCE	-527.18	0.00	0.00	0.00	-527.18
340 MATH - general	62.22	0.00	0.00	0.00	62.22
345 MATH AP	26.00	0.00	0.00	0.00	26.00
355 PHYSICAL EDUCATION	-2,090.40	0.00	0.00	0.00	-2,090.40
360 PHYSICS	160.71	0.00	0.00	0.00	160.71
365 NOT IN USE	0.00	0.00	0.00	0.00	0.00
370 VOC DRAFTING	1,812.90	0.00	0.00	0.00	1,812.90
371 VOC ELECTRICITY BAKER	3,480.85	0.00	307.00	0.00	3,173.85
372 VOC ELECTRIC BOHLKEN	0.00	0.00	0.00	0.00	0.00
373 VOC FOUNDATIONS	0.90	0.00	0.00	0.00	0.90
374 VOC METALS	712.72	0.00	0.00	0.00	712.72
376 VOC WOODS	-1,683.26	0.00	0.00	0.00	-1,683.26
C ACADEMIC COURSES Totals:	7,845.19	0.00	332.16	0.00	7,513.03
D CLUBS/ORGANIZATIONS					
400 ART CLUB	65.44	0.00	0.00	0.00	65.44
401 AMNESTY INTERNATIONAL	71.51	0.00	0.00	0.00	71.51
402 BOOKSTORE (Scratchin Post)	5,700.04	0.00	98.42	0.00	5,601.62
403 CLASSICS CLUB	10.76	0.00	0.00	0.00	10.76
405 CULINARY COMPEITION-PRO START	182.51	0.00	0.00	0.00	182.51
407 DEBATE TEAM	-1,277.12	0.00	0.00	0.00	-1,277.12
410 DECA	-26,151.04	15,422.24	0.00	0.00	-10,728.80
411 DRAMA - INTL THESPIANS	304.28	0.00	0.00	0.00	304.28
412 DRAMA PRODUCTION	2,343.51	0.00	0.00	0.00	2,343.51
413 FCCLA FAMILY CARREER	5,315.95	0.00	0.00	0.00	5,315.95
414 FORENSICS TEAM	-1,349.83	0.00	817.74	0.00	-2,167.57
415 FRENCH CLUB	72.38	0.00	0.00	0.00	72.38

Current Cash Balance Report

76

Arranged by:

Group ID and Activity Number

ALL Data

Date: 07/01/2006 thru 07/31/2006

Activity Number and Name	Beginning Cash	Receipts	Disbursements	Adjustments	Cash Balance
416 FCCLA - DISTRICT 3	0.00	0.00	0.00	0.00	0.00
418 FUTURE EDUCATORS	1,942.43	0.00	0.00	0.00	1,942.43
420 GERMAN CLUB	1,818.64	0.00	0.00	0.00	1,818.64
425 JUNIOR CLASS	4,643.29	150.00	0.00	0.00	4,793.29
430 LITERARY MAGAZINE	1,045.41	0.00	0.00	0.00	1,045.41
433 MATH CLUB	0.00	0.00	0.00	0.00	0.00
435 M CLUB - CRAZIES	-1,827.76	0.00	0.00	0.00	-1,827.76
440 MULTI CULTURAL CLUB	0.00	0.00	0.00	0.00	0.00
445 NATL HONOR SOCIETY	1,242.06	0.00	0.00	0.00	1,242.06
450 NEWSPR (CATS EYE VIEW)	-1,076.88	270.00	0.00	0.00	-806.88
452 SCIENCE CLUB	-2.98	0.00	0.00	0.00	-2.98
455 SENIOR CLASS	1,136.94	0.00	0.00	0.00	1,136.94
460 SPANISH CLUB	2,128.46	0.00	0.00	0.00	2,128.46
465 SPED BUTTON FUND	242.28	0.00	0.00	0.00	242.28
470 STUDENT COUNCIL	3,824.88	0.00	0.00	0.00	3,824.88
471 STUCO WORKSHOPS	800.50	0.00	0.00	0.00	800.50
473 VOC ENGINEERING CLUB	3.28	0.00	0.00	0.00	3.28
475 V.I.C.A.	1,050.76	0.00	0.00	0.00	1,050.76
480 YEARBOOK (PROWLER)	19,495.35	202.00	0.00	4.77	19,702.12
485 YEARBOOK TRIP	-305.61	0.00	0.00	0.00	-305.61
490 ENVIRONMENTAL CLUB	5,395.85	0.00	0.00	0.00	5,395.85
495 YOUTH MAKING A DIFF	376.62	0.00	0.00	0.00	376.62
D CLUBS/ORGANIZATIONS Totals:	27,221.91	16,044.24	916.16	4.77	42,354.76
E ATHLETIC TEAMS					
500 BASEBALL CONTESTS	0.00	0.00	0.00	0.00	0.00
501 BASEBALL EQUIPMENT	488.38	0.00	0.00	0.00	488.38
505 BASKETBALL CON BOYS	0.00	0.00	0.00	0.00	0.00
506 BASKETBALL EQUIP - B	3,864.96	0.00	0.00	0.00	3,864.96
510 BASKETBALL CON GIRLS	0.00	0.00	0.00	0.00	0.00
511 BASKETBALL EQUIP G	4,398.67	0.00	0.00	0.00	4,398.67
515 CROSS COUNTRY CON	0.00	0.00	0.00	0.00	0.00
516 CROSS COUNTRY EQUIP	573.09	0.00	0.00	0.00	573.09
520 FOOTBALL CONTESTS	0.00	0.00	0.00	0.00	0.00
521 FOOTBALL EQUIPMENT	-8,187.54	0.00	0.00	0.00	-8,187.54
525 GOLF CONTESTS - BOYS	0.00	0.00	0.00	0.00	0.00
526 GOLF EQUIPMENT - BOYS	1,955.74	0.00	0.00	0.00	1,955.74
530 GOLF CONTESTS - GIRLS	0.00	0.00	0.00	0.00	0.00
531 GOLF EQUIPMENT - GIRLS	630.79	0.00	0.00	0.00	630.79
535 NOT IN USE	0.00	0.00	0.00	0.00	0.00
536 NOT IN USE	0.00	0.00	0.00	0.00	0.00
550 SOCCER CONTEST BOYS	0.00	0.00	0.00	0.00	0.00
551 SOCCER EQUIP BOYS	0.12	0.00	0.00	0.00	0.12
555 SOCCER CONTEST GIRLS	0.00	0.00	0.00	0.00	0.00
556 SOCCER EQUIP GIRLS	289.17	0.00	0.00	0.00	289.17
560 SOFTBALL CONTESTS	0.00	0.00	0.00	0.00	0.00
561 SOFTBALL EQUIPMENT	224.24	0.00	0.00	0.00	224.24
565 SWIM TEAM CONTESTS	3,672.61	0.00	0.00	0.00	3,672.61
566 SWIM TEAM EQUIPMENT	0.00	0.00	0.00	0.00	0.00
570 TENNIS CONTESTS - BOYS	2,471.41	0.00	0.00	0.00	2,471.41
571 TENNIS EQUIPMENT BOYS	1,258.24	0.00	0.00	0.00	1,258.24
573 TENNIS CONTESTS - GIRLS	436.23	0.00	0.00	0.00	436.23
574 TENNIS EQUIP GIRLS	67.47	0.00	0.00	0.00	67.47

Current Cash Balance Report

ALL Data

Arranged by:

Date: 07/01/2006 thru 07/31/2006

Group ID and Activity Number

Activity Number and Name	Beginning Cash	Receipts	Disbursements	Adjustments	Cash Balance
575 TRACK CONTESTS - BOYS	1,090.49	0.00	0.00	0.00	1,090.49
576 TRACK EQUIPMENT - BOYS	-1,534.64	0.00	0.00	0.00	-1,534.64
580 TRACK CONTESTS - GIRLS	186.00	0.00	0.00	0.00	186.00
581 TRACK EQUIP - GIRLS	-480.24	0.00	0.00	0.00	-480.24
585 VOLLEYBALL CONTESTS	0.00	0.00	0.00	0.00	0.00
586 VOLLEYBALL EQUIPMENT	4,697.86	0.00	0.00	0.00	4,697.86
590 WRESTLING CONTESTS	75.00	0.00	0.00	0.00	75.00
591 WRESTLING EQUIPMENT	2,424.29	0.00	0.00	0.00	2,424.29
E ATHLETIC TEAMS Totals:	18,602.34	0.00	0.00	0.00	18,602.34
F CHEERLEADERS					
600 MISC CHEERLEADERS	0.00	0.00	0.00	0.00	0.00
610 NOT IN USE	0.00	0.00	0.00	0.00	0.00
612 DANCE TEAM	-2,143.89	9,675.50	7,530.50	0.00	1.11
620 FRESHMAN CHEER	1,945.39	9,604.45	0.00	0.00	11,549.84
625 JV CHEERLEADERS	-3,609.39	3,689.79	0.00	0.00	80.40
630 VARSITY CHEERLEADERS	1,560.46	3,237.21	0.00	0.00	4,797.67
635 NOT IN USE	0.00	0.00	0.00	0.00	0.00
F CHEERLEADERS Totals:	-2,247.43	26,206.95	7,530.50	0.00	16,429.02
G MUSIC					
700 BAND	15,076.62	0.00	0.00	0.00	15,076.62
701 BAND UNIFORMS	406.07	12.00	0.00	0.00	418.07
710 CHORAL MUSIC	7,041.49	0.00	0.00	0.00	7,041.49
715 COLORGUARD	0.00	0.00	0.00	0.00	0.00
720 MUSICAL	-159.31	0.00	0.00	0.00	-159.31
725 MUSIC TECH/AUDITORIUM	2,315.14	0.00	0.00	0.00	2,315.14
730 ORCHESTRA	1,805.77	0.00	0.00	0.00	1,805.77
733 ORCHESTRA TRIP CHI	1,021.44	25.00	0.00	0.00	1,046.44
735 SCULPTURE	-16.28	0.00	0.00	0.00	-16.28
750 SHOW CHOIR	8,578.14	676.06	0.00	0.00	9,254.20
760 BAND TRIP	-1,606.55	0.00	0.00	0.00	-1,606.55
770 CHOIR TRIP	-1,900.36	0.00	0.00	0.00	-1,900.36
775 Tri-M Music Honor Society	762.84	0.00	0.00	0.00	762.84
790 MUSIC DONATIONS	1,223.18	0.00	0.00	0.00	1,223.18
G MUSIC Totals:	34,548.19	713.06	0.00	0.00	35,261.25
H TRANSPORTATION					
800 TRANSPORTATION MISC	0.00	0.00	0.00	0.00	0.00
810 TRANS FALL SPORTS	0.00	0.00	0.00	0.00	0.00
820 TRANS SPRING SPORTS	0.00	0.00	0.00	0.00	0.00
830 TRANS WINTER SPORTS	0.00	0.00	0.00	0.00	0.00
840 TRANS FIELD TRIPS	-3,757.96	2,972.50	0.00	0.00	-785.46
845 TRANSPORTATION BAND	0.00	0.00	0.00	0.00	0.00
848 TRANSPORTATION CHOIR	0.00	0.00	0.00	0.00	0.00
850 TR DEBATE/FOR/DRAMA	1,293.00	0.00	123.09	0.00	1,169.91
H TRANSPORTATION Totals:	-2,464.96	2,972.50	123.09	0.00	384.45
I ACADEMIC COURSE FINES					
900 FINES	477.22	0.00	0.00	0.00	477.22
901 FOREIGN LANG FINES	803.19	0.00	0.00	0.00	803.19
902 ENGLISH FINES	1,730.55	0.00	203.94	0.00	1,526.61
903 MATH FINES	2,591.68	0.00	40.80	0.00	2,550.88
904 SCIENCE FINES	1,517.70	0.00	87.40	0.00	1,430.30
906 SOCIAL STUDIES FINES	1,233.91	0.00	250.56	0.00	983.35
907 BUSINESS FINES	-4.99	0.00	0.00	0.00	-4.99

ALL Data

Current Cash Balance Report

78

Arranged by:

Group ID and Activity Number

Date: 0710112006 thru 0713112006

Activity Number and Name	Beginning Cash	Receipts	Disbursements	Adjustments	Cash Balance
I ACADEMIC COURSE FINES Totals:	8,349.26	0.00	582.70	0.00	7,766.56
Y BANKING					
910 STARTING CASH	-161.37	275.00	0.00	0.00	113.63
915 UNASSIGNED DEPOSITS	0.00	0.00	0.00	0.00	0.00
920 CHECKING ACCCOUNT	2,059.62	72.23	34.78	0.00	2,097.07
930 MONEY MKT INTEREST	12,156.35	1,310.10	0.00	0.00	13,466.45
940 CD INTEREST	579.14	0.00	0.00	0.00	579.14
Y BANKING Totals:	14,633.74	1,657.33	34.78	0.00	16,256.29
Z INVESTMENTS					
950 OSB-MONEY MKT PLUS	-388,974.61	0.00	1,310.10	0.00	-390,284.71
960 OSB -JUMBO CD	0.00	0.00	0.00	0.00	0.00
Z INVESTMENTS Totals:	-388,974.61	0.00	1,310.10	0.00	-390,284.71
Report Totals:	-24,655.80	77,150.26	35,947.34	0.00	16,547.12

Cyranum Hunt 9-1-06
Accountant

Richard L. Kolowski 9-1-06
Principal

ALL Data

Current Cash Balance ReportArranged by:
Group ID and Activity Number

Date: 07/01/2006 thru 07/31/2006

Activity Number and Name	Beginning Cash	Receipts	Disbursements	Adjustments	Cash Balance
A EXTRACURRICULARACTIVITIES					
1000 FIELD TRIPS	3,047.50	-75.00	2,972.50	0.00	0.00
1355 NOT IN USE	0.00	0.00	0.00	0.00	0.00
2220 INTRAMURAL FEE FUND	173.00	0.00	173.00	0.00	0.00
2407 DEBATE FEE FUND	0.00	0.00	0.00	0.00	0.00
2410 DECA FEE FUND	15,422.24	0.00	15,422.24	0.00	0.00
2411 DRAMA-ITS FEE FUND	0.00	0.00	0.00	0.00	0.00
2413 FCCLA FEE FUND	0.00	0.00	0.00	0.00	0.00
2414 FORENSICS FEE FUND	0.00	0.00	0.00	0.00	0.00
2418 FEA FEE FUND	0.00	0.00	0.00	0.00	0.00
2420 GERMAN CLUB FEE FUND	0.00	0.00	0.00	0.00	0.00
2445 NATL HONOR SOC FF	-1.00	0.00	0.00	0.00	-1.00
2460 SPANISH CLUB FEE FUND	0.00	0.00	0.00	0.00	0.00
2475 VICA FEE FUND	0.00	0.00	0.00	0.00	0.00
2485 YEARBOOK	0.00	0.00	0.00	0.00	0.00
2612 DANCE CAMP FEE	800.00	2,945.00	3,745.00	0.00	0.00
2620 FR CHEER CAMP FF	0.00	0.00	0.00	0.00	0.00
2625 JV CHEER CAMP FF	0.00	0.00	0.00	0.00	0.00
2630 VARSITY CHEER CAMP FF	0.00	0.00	0.00	0.00	0.00
2700 BAND FEE FUND	0.00	0.00	0.00	0.00	0.00
2701 BAND UNIFORM FEE	0.00	0.00	0.00	0.00	0.00
2710 CHOIR FEES	0.00	0.00	0.00	0.00	0.00
2730 ORCHESTRA FEE FUND	0.00	0.00	0.00	0.00	0.00
2733 ORCHESTRA TRIP FF	0.00	0.00	0.00	0.00	0.00
2760 BAND TRIP FEE FUND	0.00	0.00	0.00	0.00	0.00
2770 CHOIR TRIP FEE FUND	0.00	0.00	0.00	0.00	0.00
5010 PARTICIPATION FEE	0.00	0.00	0.00	0.00	0.00
A EXTRACURRICULAR ACTIVITIES Totals:	19,441.74	2,870.00	22,312.74	0.00	-1.00
B POST SECONDARY EDUCATION					
7120 AP TEST FEES	21,502.00	202.00	0.00	0.00	21,704.00
B POST SECONDARY EDUCATION Totals:	21,502.00	202.00	0.00	0.00	21,704.00
Report Totals:	40,943.74	3,072.00	22,312.74	0.00	21,703.00

Cynthia M. Hume 9-1-06
Accounty Clerk

Richard L. Kolowski 9-1-06
Principal

ALL Data

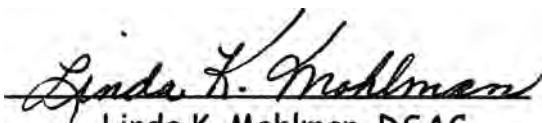
Current Cash Balance Report

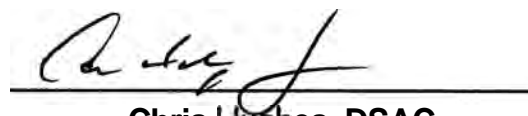
80

Arranged by:
Group ID and Activity Number

Date: 07/01/2006 thru 07/31/2006

Activity Number and Name	Beginning Cash	Receipts	Disbursements	Adjustments	Cash Balance
A SUMMER SCHOOL ACCOUNTS					
100 Elementary Summer School	29,688.50	0.00	0.00	0.00	29,688.50
120 Middle School Summer School	14,340.00	0.00	0.00	0.00	14,340.00
130 Senior High Summer School	131,879.30	113.00	297.50	0.00	131,694.80
140 Special Education	3,257.00	0.00	0.00	0.00	3,257.00
145 Special Education Preschool	0.00	0.00	0.00	0.00	0.00
150 Interest	645.49	153.44	0.00	0.00	798.93
160 Food Service Refunds	-871.45	1,027.90	0.00	0.00	156.45
A SUMMER SCHOOL ACCOUNTS Totals:	178,938.84	1,294.34	297.50	0.00	179,935.68
Report Totals:	178,938.84	1,294.34	297.50	0.00	179,935.68


 Linda K. Mohlman, DSAC
 Executive Secretary


 Chris Hughes, DSAC
 Accounting Manager

AGENDA SUMMARY SHEET

AGENDA ITEM: State Aid Recapture Levy

MEETING DATE: September 18, 2006

DEPARTMENT: Business

TITLE & BRIEF DESCRIPTION: State Aid Recapture Levy – The approval of a levy to recapture the lost state aid resulting from the adoption of LB 898 (2002).

ACTION DESIRED: Approval Discussion Information Only

BACKGROUND: In 2002, the Legislature adopted LB 898. This legislation reduced state aid to schools but permitted the decrease to be offset (recaptured) by a corresponding increase in the property tax levy. This was accomplished via the granting of an exclusion from the levy lid for the additional levy required to raise the recaptured amount of money.

The recapture provision of LB 898 (2002) has continued into subsequent years. The recapture amount certified by the Nebraska Department of Education for FYE07 is \$1,802,446.95 (or about \$0.023 on the property tax levy).

OPTIONS AND ALTERNATIVES: The District could forgo the additional levy. This would require either reducing the budget of expenditures or reducing the cash reserve.


RECOMMENDATION: It is recommended that approval be given to the inclusion in the FYE07 Budget of the State Aid Levy Exclusion related to LB 898 (2002) in the amount of \$1,882,446.95 as certified by the Nebraska Department of Education.

STRATEGIC PLAN REFERENCE: n/a

IMPLICATIONS OF ADOPTION/REJECTION: n/a

TIMELINE: Immediate

RESPONSIBLE PERSON: Ken Fossen, Associate Superintendent (General Administration)

SUPERINTENDENT'S APPROVAL: 

AGENDA SUMMARY SHEET

AGENDA ITEM: Approve Increase in FYE07 Budget Authority by Applicable Allowable Growth Rate Plus 1%

MEETING DATE: September 18, 2006

DEPARTMENT: Business

TITLE & BRIEF DESCRIPTION: Approve Increase in FYE07 Budget Authority by Applicable Allowable Growth Rate Plus 1% -- Board approval required by *Neb. Rev. Stat. §79-1029* if the District is proposing a budget that exceeds the basic allowable growth rate contained in *Neb. Rev. Stat. §79-1026*.

ACTION DESIRED: Approval Discussion Information Only

BACKGROUND: The statutory budget parameters for school districts in Nebraska provide that each district's budget may increase by a "basic allowable growth rate" (i.e., 2.5% plus exclusions, growth, etc.) for FYE07. In addition to the basic increase, there is another increase permitted for low spending districts. This amount is contained in the "applicable allowable growth rate" and is about 1.5% for MPS. Still further, statutes provide for an additional 1% growth if approved by a super-majority (75%) of the board.

On August 21st, the board conducted a hearing to receive public comment on the district's proposal to increase its budget authority above the basic allowable growth rate. The proposal for FYE07 is to increase the budget by the applicable allowable growth rate plus 1%.

At this meeting, the board needs to take action to approve (or reject) the proposal to increase the FYE07 budget authority by an amount equal to the applicable allowable growth rate plus 1%. A supportive vote of at least 75% (i.e., 5 out of 6 members) of the board is required for the increase.

OPTIONS AND ALTERNATIVES: n/a


RECOMMENDATION: It is recommended that approval be given to increase the District's budget authority for FYE07 by the applicable allowable growth rate plus 1% as provided in *Neb. Rev. Stat. §79-1029*.

STRATEGIC PLAN REFERENCE: n/a

IMPLICATIONS OF ADOPTION/REJECTION: n/a

TIMELINE: Immediate

RESPONSIBLE PERSON: Ken Fossen, Associate Superintendent (General Administration)

SUPERINTENDENT'S APPROVAL: 

AGENDA SUMMARY SHEET

AGENDA ITEM: Adoption of Proposed FYE07 Budget

MEETING DATE: September 18, 2006

DEPARTMENT: Business

TITLE & BRIEF DESCRIPTION: Adoption of Proposed FYE07 Budget – The adoption of the Superintendent’s Recommended FYE07 Budget

ACTION DESIRED: Approval Discussion Information Only

BACKGROUND: On August 21st, the board conducted the hearing required by Nebraska statutes before it may adopt its budget for the ensuing year. Copies of FYE07 Budget were given to the board members and made available to the public at that hearing.

On August 21st, the property values for the district were received. As discussed at the hearing, the property values were lower than originally projected. At the hearing, a total property tax levy of \$1.28 was discussed. With the increase in property values, the total property tax levy can be maintained with a revision (decrease) being made to the cash reserve (as discussed at the hearing).

A copy of the “Notice of Budget Hearing and Budget Summary” and a copy of the “Revised Budget Summary” (with the decreased tax request for the general fund) are attached.

[Note: The legal “cap” for the cash reserve is 20%. The proposed budgeted cash reserve is 19.42%¹.]

OPTIONS AND ALTERNATIVES: n/a


RECOMMENDATION: It is recommended that the FYE07 Budget be adopted as submitted in the Revised Budget Summary and that such document be incorporated herein in its entirety by this reference.

STRATEGIC PLAN REFERENCE: n/a

IMPLICATIONS OF ADOPTION/REJECTION: n/a

TIMELINE: Immediate.

RESPONSIBLE PERSON: Ken Fossen, Associate Superintendent (General Administration)

SUPERINTENDENT’S APPROVAL: 

¹ Under NDE Rules, the budget cash reserve includes the general fund “necessary cash reserve,” the depreciation fund “budgeted disbursements and transfers,” and the employee benefit fund “necessary cash reserve.”

NOTICE OF BUDGET HEARING AND BUDGET SUMMARY

State of Nebraska
Budget Form - NBH-School District
 Statement of Publication

Millard Public Schools (28-0017) in Douglas County, Nebraska

PUBLIC NOTICE is hereby given, in compliance with the provisions of State Statute Sections 13-501 to 13-513, that the governing body will meet on the 21st day of August, 2006 at 4:00 o'clock, P.M., at Don Stroh Administration Center (5606 S. 147th Street, Omaha, NE 68137) for the purpose of hearing support, opposition, criticism, suggestions or observations of taxpayers relating to the following proposed budget and to consider amendments relative thereto. The budget detail is available at the office of the Clerk/Secretary during regular business hours.

Clerk/Secretary

FUNDS	Actual Disbursements & Transfers	Actual/Estimated Disbursements & Transfers	Budgeted Disbursements & Transfers	Necessary Cash Reserve (4)	Total Available Resources Before Property Taxes (5)	Fee and Delinquent Tax Allowance (6)	Total Personal and Real Property Tax Requirement (7)
	2004-2005 (1)	2005-2006 (2)	2006-2007 (3)				
General	\$ 145,013,513.00	\$ 156,566,340.00	\$ 164,094,455.00	\$ 30,000,000.00	\$ 115,876,633.22	\$ 782,178.22	\$ 79,000,000.00
Depreciation	\$ 839,973.00	\$ 3,000,000.00	\$ 2,610,308.00		\$ 2,610,308.00		
Employee Benefit	\$ 12,622,098.00	\$ 13,200,000.00	\$ 25,594,574.00	\$ -	\$ 25,594,574.00		
Contingency	\$ -	\$ -	\$ -		\$ -		
Activities	\$ 4,236,065.00	\$ 7,000,000.00	\$ 9,000,000.00	\$ 1,000,000.00	\$ 10,000,000.00		
School Lunch	\$ 6,923,083.00	\$ 8,500,000.00	\$ 10,000,000.00	\$ 500,000.00	\$ 10,500,000.00		
Bond	\$ 14,425,158.00	\$ 15,758,421.00	\$ 17,240,413.00	\$ 11,987,309.77	\$ 12,000,000.00	\$ 172,277.23	\$ 17,400,000.00
Special Building	\$ 8,077,641.00	\$ 28,000,000.00	\$ 64,845,455.07		\$ 57,914,762.00	\$ 69,306.93	\$ 7,000,000.00
Qualified Capital Purpose Undertaking	\$ -	\$ -	\$ -	\$ -	\$ -	\$ -	\$ -
Cooperative	\$ -	\$ -	\$ -	\$ -	\$ -		
Student Fee	\$ 1,219,108.00	\$ 1,200,000.00	\$ 1,500,000.00	\$ -	\$ 1,500,000.00		
	\$ -	\$ -	\$ -	\$ -	\$ -		
TOTALS	\$ 193,356,639.00	\$ 233,224,761.00	\$ 294,885,205.07	\$ 43,487,309.77	\$ 235,996,277.22	\$ 1,023,762.38	\$ 103,400,000.00

Total Personal and Real Property Tax Requirement For Bonds

\$ 17,400,000.00

Total Personal and Real Property Tax Requirement for ALL Other

\$ 86,000,000.00

REVISED BUDGET SUMMARY

FUNDS	Actual Disbursements & Transfers	Actual/Estimated Disbursements & Transfers	Budgeted Disbursements & Transfers	Necessary Cash Reserve	Total Available Resources Before Property Taxes	Fee and Delinquent Tax Allowance	Total Personal and Real Property Tax Requirement
	2004-2005	2005-2006	2006-2007				
	(1)	(2)	(3)	(4)	(5)	(6)	(7)
General	\$ 145,013,513.00	\$ 156,566,340.00	\$ 164,094,455.00	\$ 29,257,178.22	\$ 115,876,633.22	\$ 774,750.00	\$ 78,249,750.00
Depreciation	\$ 839,973.00	\$ 3,000,000.00	\$ 2,610,308.00		\$ 2,610,308.00		
Employee Benefit	\$ 12,622,098.00	\$ 13,200,000.00	\$ 25,594,574.00	\$ -	\$ 25,594,574.00		
Contingency	\$ -	\$ -	\$ -		\$ -		
Activities	\$ 4,236,065.00	\$ 7,000,000.00	\$ 9,000,000.00	\$ 1,000,000.00	\$ 10,000,000.00		
School Lunch	\$ 6,923,083.00	\$ 8,500,000.00	\$ 10,000,000.00	\$ 500,000.00	\$ 10,500,000.00		
Bond	\$ 14,425,158.00	\$ 15,758,421.00	\$ 17,240,413.00	\$ 11,987,309.77	\$ 12,000,000.00	\$ 172,277.23	\$ 17,400,000.00
Special Building	\$ 8,077,641.00	\$ 28,000,000.00	\$ 64,845,455.07		\$ 57,914,762.00	\$ 69,306.93	\$ 7,000,000.00
Qualified Capital Purpose Undertaking	\$ -	\$ -	\$ -	\$ -	\$ -	\$ -	\$ -
Cooperative	\$ -	\$ -	\$ -	\$ -	\$ -		
Student Fee	\$ 1,219,108.00	\$ 1,200,000.00	\$ 1,500,000.00	\$ -	\$ 1,500,000.00		
	\$ -	\$ -	\$ -	\$ -	\$ -		
TOTALS	\$ 193,356,639.00	\$ 233,224,761.00	\$ 294,885,205.07	\$ 42,744,487.99	\$ 235,996,277.22	\$ 1,016,334.16	\$ 102,649,750.00

Total Personal and Real Property Tax Requirement For Bonds

\$ 17,400,000.00

Total Personal and Real Property Tax Requirement for ALL Other

\$ 85,249,750.00

AGENDA SUMMARY SHEET

AGENDA ITEM: Adoption of FYE07 Property Tax Requests

MEETING DATE: September 18, 2006

DEPARTMENT: Business

TITLE & BRIEF DESCRIPTION: Adoption of FYE07 Property Tax Requests – The board action required by Nebraska law if the district desires to adopt property tax requests which differ from the property tax requests of the prior year.

ACTION DESIRED: Approval x Discussion Information Only

BACKGROUND:

Neb. Rev. Stat. §77-1601.02 provides that the property tax requests for the prior year shall be the property tax requests for the current year unless the governing body of the school district conducts a public hearing and, thereafter, passes, by a majority vote, a resolution setting the tax requests at a different amount.

Based on the district's FYE07 Budget, the tax requests for the general fund, bond fund, and special building fund need to be modified as follows:

<u>Fund</u>	<u>FYE06 Tax Request</u>	<u>FYE07 Tax Request</u>	<u>FYE07 Tax Levy</u>
General Fund	\$76,980,685	\$78,249,750	\$ 0.9754
Bond Fund	\$15,694,996	\$17,400,000	0.2169
Building Fund	\$ 5,005,377	\$ 7,000,000	<u>0.0873</u>
			\$ 1.2796

A proposed Resolution incorporating a property tax requests consistent with the FYE07 Budget adopted by the Board is attached. Also attached is the "Notice of Special Hearing to Set Final Tax Request" which was published prior to the hearing on August 21st. On August 21st, the property values in the district were received and were below what was originally anticipated. Therefore, as discussed at the public hearing, the cash reserve was revised (decreased), however, the total levy request remains at \$1.28.

A copy of the "Notice of Special Hearing to Set Final Tax Request" and a copy of the "Revised Final Tax Request" are attached. The revised numbers are the ones being proposed for adoption by the board.

OPTIONS AND ALTERNATIVES:

n/a

RECOMMENDATION:

It is recommended that approval be given to the Resolution Regarding FYE07 Property Tax Requests as submitted and that such resolution be incorporated in its entirety into this motion.

STRATEGIC PLAN REFERENCE:

n/a

IMPLICATIONS OF ADOPTION/REJECTION:

n/a


TIMELINE:

n/a

RESPONSIBLE PERSON:

Ken Fossen, Associate Superintendent (General Administration)

SUPERINTENDENT'S APPROVAL:



**SCHOOL DISTRICT 017
DOUGLAS COUNTY, NEBRASKA
a/k/a Millard Public Schools**

Resolution Regarding FYE07 Property Tax Requests

BE IT RESOLVED by the Board of Education of Douglas County School District 017 (a/k/a the Millard Public Schools) as follows:

1. That, in accordance with *Neb. Rev. Stat.* §77-1601.02, the board finds and determines that, in order to fund its adopted FYE07 budget, the property tax requests for the general fund, bond fund, and building fund should be and hereby are modified from the previous year as follows:

<u>Fund</u>	<u>FYE06 Tax Request</u>	<u>FYE07 Tax Request</u>	<u>FYE07 Tax Levy</u>
General Fund	\$76,980,685	\$78,249,750	\$0.9754
Bond Fund	\$15,694,996	\$17,400,000	0.2169
Building Fund	\$ 5,005,377	\$ 7,000,000	<u>0.0873</u>
			\$1.2796

2. That the Douglas County Board of Equalization establish FYE07 property tax levies for the Millard Public Schools consistent with the requests contained hereinabove.

Notice of Special Hearing To Set Final Tax Request

Millard Public Schools (28-0017) in Douglas County, Nebraska

PUBLIC NOTICE is hereby given, in compliance with the provisions of State Statute Section 77-1601.02, that the governing body will meet on the 21st day of August 2006 at 4:00 o'clock P.M., at Don Stroh Administration Center (5606 S. 147th Street, Omaha, NE 68137) for the purpose of hearing support, opposition, criticism, suggestions or observations of taxpayers relating to setting the final tax request at a different amount than the prior year tax request.

2005/06 Budget Information

2006/07 Budget Information

Fund	2005-2006 Property Tax Request	2005 Tax Rate	Property Tax Rate (2005-2006 Request Divided By 2006 Valuation)	2006-2007 Proposed Property Tax Request	Proposed 2006 Tax Rate
General Fund	76,980,685.00	1.016600	0.952700	79,000,000.00	0.977659
Bond Fund	15,694,996.00	0.207300	0.194200	17,400,000.00	0.215332
Bond Fund(s) K - 8					
Bond Fund(s) 9 - 12					
Bond Fund _____					
Special Building Fund	5,005,377.19	0.066100	0.061900	7,000,000.00	0.086628
Qualified Capital Purpose Undertaking Fund					
Qualified Capital Purpose Undertaking Fund K - 8					
Qualified Capital Purpose Undertaking Fund 9 - 12					

Revised Final Tax Request

2005/06 Budget Information**2006/07 Budget Information**

Fund	2005-2006 Property Tax Request	2005 Tax Rate	Property Tax Rate (2005-2006 Request Divided By 2006 Valuation)	2006-2007 Proposed Property Tax Request	Proposed 2006 Tax Rate
General Fund	76,980,685.00	1.016600	0.959597	78,249,750.00	0.975417
Bond Fund	15,694,996.00	0.207300	0.195645	17,400,000.00	0.216898
Bond Fund(s) K - 8					
Bond Fund(s) 9 - 12					
Bond Fund _____					
Special Building Fund	5,005,377.19	0.066100	0.062394	7,000,000.00	0.087258
Qualified Capital Purpose Undertaking Fund					
Qualified Capital Purpose Undertaking Fund K - 8					
Qualified Capital Purpose Undertaking Fund 9 - 12					

AGENDA SUMMARY SHEET

AGENDA ITEM: Policy 6200: Curriculum, Instruction, and Assessment
Taught Curriculum: Instructional Delivery

MEETING DATE: First Reading: September 18, 2006
Second Reading: October 2, 2006

DEPARTMENT: Educational Services

TITLE AND BRIEF DESCRIPTION: Policy 6200: Curriculum, Instruction, and Assessment
– Taught Curriculum: Instructional Delivery

ACTION DESIRED: APPROVAL DISCUSSION INFORMATION ONLY

BACKGROUND:

OPTIONS AND ALTERNATIVES CONSIDERED: Leave the policy unchanged.

RECOMMENDATIONS: Approve the changes as recommended.

STRATEGIC PLAN REFERENCE: N/A

IMPLICATIONS OF ADOPTION OR REJECTION: Revision of this policy meets the need for a periodic review of all policies by the Board of Education. The changes indicated are part of the revised Millard Instructional Model presented to the Board on June 5, 2006.

TIMELINE: N/A

RESPONSIBLE PERSON(S): Martha Bruckner, Kim Saum-Mills

SUPERINTENDENT'S APPROVAL: 

BOARD ACTION:

Curriculum, Instruction, and Assessment
Taught Curriculum: Instructional Delivery

6200

In order to enable the alignment of the taught curriculum with the written curriculum, the Millard Public Schools shall identify clearly defined standards for the District's staff. These standards are referred to as "~~Indicators of Effective Teaching~~" "Practices That Promote Successful Student Learning" and include the following:

- I. Planning
- II. ~~Management of the Environment~~ Instruction
- III. ~~Instruction~~ Assessment
- IV. ~~Assessment~~ Learning Environment
- V. Professional ~~r~~Responsibilities

The "~~Indicators of Effective Teaching~~" "Practices That Promote Successful Student Learning" ~~will be~~ have been incorporated into the teacher evaluation process and used by ~~principals~~ administrators, in conjunction with curriculum frameworks and guides, to monitor the taught curriculum.

Related Policy: 4160

Policy Adoptee: May 3, 1999

Policy Revised: May 19, 2003; October 2, 2006

Millard Public Schools
 Omaha, NE

Curriculum, Instruction, and Assessment

Taught Curriculum: Instructional Delivery

6200.1

Planning

- I. The teacher effectively plans instruction.
 - A. Develops an appropriate instructional plan
 - 1. Teacher prepares an instructional plan which is compatible with the school and system-wide written curriculum (where applicable, design down from course/level outcomes).
 - 2. Teacher prepares shorter-term (i.e., daily and weekly), as well as longer-term (i.e., by grading period and for the year), plans.
 - 3. Teacher designs developmentally appropriate learning opportunities that apply technology-enhanced instructional strategies to support the diverse needs of all learners.
 - 4. Teacher's plans address student needs at appropriate levels of difficulty.
 - 5. Teacher's content, instructional strategies, enablers, and assessments are aligned.
 - 6. Teacher aligns the use of technology resources with curricular outcomes.
 - 7. Teacher's relearning and extension activities are aligned with learning objectives.
 - 8. Teacher's instructional activities and materials are selected to develop students' motivation to learn.
 - B. Communicates the instructional plan
 - 1. Teacher informs students of the instructional plan.
 - 2. Teacher shares instructional plans with building administrators, supervisors, and appropriate colleagues.
 - 3. Teacher uses the instructional plan to foster opportunities for collaboration both within and across disciplines.
 - C. Monitors and adjusts the instructional plan
 - 1. Teacher uses diagnostic information obtained from assessment procedures to develop and to revise instructional strategies/activities.
 - 2. Teacher maintains accurate records of student progress.
 - D. Reflects on the instructional plan
 - 1. Teacher reflects on lesson effectiveness and adjusts accordingly.
 - 2. Teacher reflects on the extent to which outcomes are being met.

Management of the Classroom Environment

- H. The teacher promotes a positive, productive learning environment.
 - A. Establishes rapport in the classroom and other learning environments
 - 1. Teacher establishes rapport by demonstrating patience, acceptance, empathy, and interest in all students.
 - 2. Teacher avoids sarcasm and disparaging remarks.
 - 3. Teacher maintains a positive social and emotional tone.
 - B. Communicates expectations clearly
 - 1. Teacher sets high expectations for all students.
 - 2. Teacher encourages all students to do their best.
 - C. Motivates students to learn
 - 1. Teacher motivates students by exhibiting his or her own enthusiasm for what is being taught.
 - 2. Teacher selects learning tasks that are meaningful and relevant to students.

3. — Teacher helps students to focus their energies on the learning task by instilling a "you can do it" attitude.
 4. — Teacher reinforces students for their accomplishments.
- D. — Establishes an appropriate physical environment
1. — Teacher establishes a classroom environment that is safe and orderly.
 2. — Teacher establishes a classroom environment that supports the achievement of outcome.
 3. — Teacher matches technology tools to appropriate organization of learning activities and environment.
- E. — Works to create a community of learners
1. — Teacher models continuous, life-long learning through inquiry and reflection.
 2. — Teacher encourages student independence, self-directed learning, and student collaboration in learning.
- III. — The teacher maintains appropriate standards of student behavior.
- A. — Maintains rules and standards of behavior
1. — Teacher develops and communicates appropriate rules and standards of behavior for the class.
 2. — Teacher holds students accountable for following standards of behavior.
 3. — Teacher deals with student behavior in a way that preserves student dignity.
 4. — Teacher consistently utilizes appropriate consequences for behavior.
 5. — Teacher develops plans to meet individual student behavior needs.
- B. — Maintains appropriate standards for class work and homework
1. — Teacher explains to students the requirements and standards for class and homework assignments.
 2. — Teacher holds students accountable for these requirements and standards.
 3. — Teacher applies consequences in a consistent manner.
- IV. — The teacher engages the students in meeting the purposes of the instruction.
- A. — Engages students in active learning.
1. — Teacher involves all students actively in the learning activities.
 2. — Teacher utilizes a variety of strategies to keep students engaged.
- B. — Uses time effectively
1. — Teacher makes maximum use of instructional time.
 2. — Student uses instructional time appropriately.
- C. — The teacher effectively manages routines and transitions.
- A. — Establishes effective routines and transitions
1. — Teacher plans and implements classroom routines and transitions that provide maximum time for learning.
 2. — Teacher plans and implements classroom routines and transitions that result in student responsibility.
 3. — Teacher has materials needed for instruction available and well organized.
- B. — Manages technology resources within the context of the learning environment
1. — Teacher effectively implements routines and transitions that maximize student learning.

Instruction

- D. The teacher develops effective learning experiences.
 - . Sequence activities for maximum effectiveness
 1. Teacher introduces concepts in a way that interests students and communicates what is to be learned, why it is to be learned, and how it relates to past or future learning.
 2. Teacher develops a sequence to the learning activities or presentation that logically leads students toward achieving outcomes.
 3. Teacher concludes the learning activities by ensuring that students review what has been learned.
 - A. Adapts instruction as needed
 1. Teacher uses adaptations in content, process, and product, based on student learning needs, readiness, interests, and style.
 2. Teacher ties instruction to real life experiences with which students can identify.
 3. Teacher uses a variety of instructional techniques appropriate to the students' different learning styles.
 - B. Adapts instruction appropriately
 1. Teacher uses a variety of organizational patterns (i.e., models, structures, groupings) for instruction.
 2. Teacher uses instructional groups that are appropriate to the lesson outcomes and the needs of the students.
 - C. Uses instructional materials and plans activities effectively
 1. Teacher uses instructional activities, instructional materials, and technologies that clearly facilitate the attainment of the lesson outcomes.
 2. Teacher uses instructional activities and materials that actively involve students in the learning.
- E. The teacher uses appropriate content.
 - . Uses content that is developmentally appropriate
 1. Teacher uses content which is at a level of difficulty that is suitable to the students' level of cognitive, social, emotional, and physical development (i.e., content is neither too easy nor too hard).
 2. Teacher uses vocabulary and language that is appropriate to the students.
 - A. Uses content that is accurate, current, and relevant
 - B. Follows District outcomes and curriculum
- F. The teacher facilitates student thinking.
 - . Models appropriate questioning techniques
 1. Teacher uses questions that are open-ended.
 2. Teacher uses varying levels of questioning, inquiry, or reflection that range from concrete to abstract.
 3. Teacher uses questions that require both lower order and higher order thinking skills.
 4. Teacher uses wait time appropriately.
 5. Teacher reinforces, dignifies, and builds on student responses.
 6. Teacher clarifies or rephrases questions and responses when necessary
 - A. Facilitates student response to the instruction
 1. Students ask relevant questions.

2. — Students actively listen.
 3. — Students exchange and build on one another's' ideas.
 4. — Students initiate exploration of ideas.
- G. — The teacher communicates clearly, using precise language and acceptable oral expressions.
- . — Uses clarity and precision when working with students
 1. — Teacher uses precise examples and language.
 2. — Teacher directions are specific and easily understood by students.
 3. — Teacher models effectively.
 4. — Teacher ensures that information presented to students on the board, transparencies, or class handouts is legible and understandable.
- A. — Effectively conveys information to parents and other staff regarding students' needs
1. — Teacher communicates in clear, concise, understandable terms.
 2. — Teacher communicates concerns about students in a timely manner.

Assessment

- H. — The teacher monitors student learning and adjusts teaching when appropriate.
- . — Monitors student learning during instruction
 1. — Teacher checks for understanding at appropriate points.
 2. — Teacher modifies instruction to meet students' needs.
- A. — Provides students with feedback about learning
1. — Teacher uses a variety of assessment tools.
 2. — Assessment and feedback are regular and ongoing.
 3. — Sources of student feedback include teacher, self, peers, and technology.
- B. — Uses student assessment data to measure student learning
1. — Teacher uses appropriate performance assessments.
 2. — Teacher uses performance data to modify instruction to meet student needs.
- C. — Provides extended student learning opportunities
1. — Teacher provides multiple opportunities for demonstration of student learning.
 2. — Teacher provides relearning experiences in alternate ways.
 3. — Teacher provides enrichment opportunities.
- D. — Applies technology to facilitate a variety of effective assessment and evaluative strategies
1. — Teacher applies technology resources in assessment and evaluation of student learning.

Professional Responsibilities

- I. — The teacher performs school-related responsibilities.
- . — Carries out school-related duties
 1. — Teacher performs non-instructional duties necessary to maintain a safe and orderly school environment.
- A. — Complies with rules and regulations
1. — Teacher adheres to established laws, policies, rules, and regulations.
 2. — Teacher adheres to the Professional Code of Ethics (Board Policy 4155 in the Personnel Handbook).

- B. ~~Becomes involved in school activities~~
1. ~~Teacher participates in school activities that enrich the school learning environment.~~
- C. ~~Fosters the cooperative involvement and support of parents~~
1. ~~Teacher clearly communicates the outcomes, objectives and expectations of the course and/or grade level to parents.~~
 2. ~~Teacher effectively communicates student progress to parents.~~
 3. ~~Teacher uses the information from parents to assist in planning students' educational program.~~
- D. ~~Contributes to a positive school climate~~
1. ~~Teacher expresses and deals with concerns in a constructive manner.~~
 2. ~~Teacher demonstrates enthusiasm.~~
- E. ~~Uses technology to enhance professional practices.~~
1. ~~Teacher demonstrates a sound understanding of technology operations and concepts.~~
 2. ~~Teacher applies technology to increase productivity.~~
 3. ~~Teacher continually reflects upon and evaluates professional practice to make informed decisions regarding the use of technology in support of student learning.~~
 4. ~~Teacher uses technology to communicate and collaborate with peers, parents, and the larger community in order to nurture student learning.~~
 5. ~~Teacher models an understanding of the social, ethical, legal and human issues surrounding the use of technology.~~
- J. ~~The teacher assumes responsibility for meaningful professional growth.~~
- ~~Pursues professional development~~
1. ~~Teacher uses self-assessment to improve instruction.~~
 2. ~~Teacher demonstrates a commitment to growth by participating in professional development activities.~~
 3. ~~Teacher collaborates with colleagues.~~
 4. ~~Teacher applies professional growth experiences to improving teaching performance in the classroom.~~
 5. ~~Teacher incorporates technology in education as part of one's professional development.~~
- K. ~~The teacher assumes leadership for school improvement and professional growth.~~
- ~~Assumes responsibility for school improvement~~
1. ~~Teacher works cooperatively with colleagues to identify areas where the school's programs need to be strengthened.~~
 2. ~~Teacher works cooperatively with colleagues to develop and implement a school improvement plan to strengthen these areas.~~
 3. ~~Teacher works with colleagues to monitor and adjust this plan as necessary to insure its success.~~

Planning

- I. Students succeed because teachers plan with individual learning results in mind.
 - A. The teacher utilizes the Millard Educational Program in planning essential learning outcomes in each area of study.
 1. Written plans address required MEP curricular outcomes, state and national standards.
 2. Daily and weekly lessons are designed backwards from the unit objectives.
 - B. Individualized assessment data are used to determine learning objectives for each student.
 1. Standardized and essential learner outcome results guide planning.
 2. Transition data from prior grades is included in planning.
 3. Unit/lesson formative and summative assessments determine next steps.
 - C. Students are appropriately involved in teacher planning decisions.
 1. Student needs and interests are utilized in planning work that is challenging and differentiated.
 2. Students participate in developmentally appropriate goal setting.
 3. Students understand learning objectives, expected outcomes, assessments and the relevance of the content study.
 4. Students are motivated to be actively engaged as a result of involvement in planning.
 - D. The teacher utilizes effective principles of learning in planning the unit and lessons.
 1. The teacher identifies desired results in terms of student learning.
 2. The teacher identifies unit goals, essential questions, enduring understandings, and key knowledge and skills.
 3. The teacher defines evidence of learning, including performance tasks and rubrics.
 4. The teacher provides time and instruction to promote student self-assessment.
 5. The teacher designs instructional strategies and learning experiences needed to achieve the unit goal.
 6. The teacher designs activities to motivate students to learn.
 7. The teacher uses appropriate anticipatory set and closure to introduce and summarize daily and unit learning.
 8. The teacher provides opportunities for students to rehearse, rethink, revise and refine their work based upon timely feedback.
 9. The teacher provides opportunities for students to evaluate their work and set future goals.
 10. The teacher designs flexible lessons to meet the interests and learning styles of each student.

Instruction

- II. Students achieve desired learning results from effective participation in well-designed and executed units and lessons.
 - A. Students understand daily, weekly and unit learning goals and objectives.
 1. The teacher designs and shares daily learning objectives for student reference.
 2. Instructional strategies and learning activities correlate to the achievement of the stated objective.
 3. Students understand the relevance and expectations inherent in achieving objectives.
 - B. Students are “hooked into learning” by appropriate anticipatory sets and effective motivational strategies.
 1. The teacher leads students to review past learning as a connection to current lessons.
 2. The teacher uses the appropriate level of concern and feeling tone to encourage students to participate in the lesson.
 3. The teacher plans activities to generate student interest in the learning.
 4. The teacher provides knowledge of results of learning to guide student efforts.
 5. The teacher designs lessons to motivate students intrinsically and extrinsically as needed.
 - C. Students are actively engaged during the full instructional period.
 1. The teacher designs the start of each class as prime time for learning.
 2. The teacher uses sponge activities, anticipatory sets and shared objectives to focus students.
 - D. Students learn as a result of effective teacher input and modeling.
 1. The teacher selects and organizes basic information so students have a foundation of concepts and generalizations on which to increase understanding.
 2. The teacher organizes instruction so students understand and see the relationship of the parts to the whole.
 3. The teacher uses modeling to help students understand.
 4. The teacher uses visuals and/or technology to enhance learning.
 - E. Preferred student learning styles and effective pedagogy are integral components of instruction.
 1. The teacher uses effective instructional strategies, including the following (from Marzano’s work):
 - a. Comparing and contrasting
 - b. Summarizing and note taking
 - c. Reinforcing efforts and providing recognition
 - d. Designing appropriate homework and practice
 - e. Providing and encouraging non-linguistic representations of key points
 - f. Cooperative learning
 - g. Setting goals and providing feedback
 - h. Generating and testing hypotheses
 - i. Using cues, questions and advance organizers.

- F. Student success results from ongoing checking for understanding and guided practice that incorporate planning, instruction and assessment in a continuous learning loop.
 - 1. Pre-assessments indicate knowledge transfer from past learning by each student.
 - 2. Students have opportunity to demonstrate knowledge as teachers check for understanding during instruction.
 - 3. Instruction is monitored and adjusted continually based on student demonstrations of knowledge and understanding.

- G. High-quality practice tasks for students are motivating so that learning is engaging and meaningful.
 - 1. Students are actively engaged in meaningful guided practice.
 - 2. Varied types of responses allow students to demonstrate understanding after initial teacher-guided practice.
 - 3. Guided practice is short in duration and includes smaller chunks of content.
 - 4. Students exert intense effort in their intent to learn.
 - 5. Students receive immediate formative feedback.
 - 6. As practice progresses, teachers include students as models.
 - 7. Students are guided to effective independent practice.
 - 8. Type and amount of practice is differentiated for each student.
 - a. Initial independent practice is formative in nature.
 - b. Independent practice is engaging and challenging.
 - 9. Students receive timely formative feedback from the teacher.

- H. Students are given opportunities to use technology as a tool in learning.
 - 1. The teacher uses technology that is appropriate to the task or instruction.
 - 2. Students have sufficient access to and training in appropriate technology.

- III. Students are given many opportunities to learn the prescribed curriculum of the Millard Education Program.
 - A. Intervention for remediation is immediate and ongoing.
 - B. Opportunities for differentiated activities to challenge and interest each student are provided to achieve optimum learning.

- IV. Students develop the capacity to understand and apply knowledge in meaningful ways.
 - A. Students are helped to link new learning to past learning so that transfer will occur.
 - 1. New learning is “hooked” to past learning.
 - 2. Critical attributes of the content to be learned are identified.
 - 3. Students learn to “tie it all together” as they combine past and new knowledge.
 - 4. Students learn to apply knowledge to new situations.

 - B. Students acquire skills to allow them to function productively and independently of direct teacher supervision.
 - 1. Differentiated opportunities for learning exist.
 - 2. The class environment is designed for student independence.

Assessment

- V. Student progress is continually monitored, and teaching is adjusted to optimize individual learning.
 - A. Effective assessment practices allow students to demonstrate learning and allow teachers to diagnose difficulties.
 - B. Pre-assessment data is used to set goals and objectives.
 - C. Assessment data during instruction is used to monitor understanding and adjust instruction.
 - D. Technology resources support assessment of student learning.

- VI. Students who are not meeting individual learning goals are supported by proactive intervention.
 - A. Effective intervention plans are designed according to district guidelines.
 - 1. The intervention focuses on the students' individual learning needs.
 - 2. A pyramid of interventions provides increasing amounts of support.
 - B. Students, parents, teachers and administrators implement an effective intervention plan.
 - 1. Educational professionals work collaboratively to achieve results.
 - 2. The teacher and other educational professionals provide flexible time for the student to achieve results.
 - 3. The intervention focuses on problem solving.
 - 4. The intervention fosters student responsibility, accountability, and independence.
 - C. Intervention plans are monitored to assure their effectiveness.

- VII. Student grades reflect evidence of learning.
 - A. Grades are fair, consistent, timely and clearly reported to students and parents.
 - 1. Reports differentiate between the formative and summative assessment categories.
 - 2. Students have assessment choices.
 - 3. Students have ample opportunity to demonstrate achievement.
 - 4. Students are accountable for their work.
 - 5. Teachers post grades in a timely and accurate manner.
 - 6. Teachers update reports as students improve achievement.
 - 7. Students have several opportunities (method and number) to demonstrate mastery.
 - 8. The teacher provides quality assessments.
 - 9. The teacher accurately records evidence of student need and achievement.
 - B. Grading procedures of teachers are based on student achievement of performance standards.
 - 1. Grades relate directly to identified learning goals.
 - 2. Performance standards are used to determine grades.
 - 3. Professional judgment and evidence of student learning determines grades.
 - C. Student involvement in grading includes understanding of grade determination and responsible communication with teachers and parents regarding progress.
 - 1. Feedback is given separately for formative assessments.
 - 2. Grades relate directly to individual student achievement through summative assessments.

Learning Environment

- VIII. Students are engaged in a positive, productive environment established by the teacher.
- A. A supportive culture for successful learning is evident.
 - 1. Students have ongoing feedback to know how they are progressing.
 - 2. Teacher takes personal interest in and knows student achievement and learning styles.
 - 3. Students are assisted in self responsibility and self monitoring.
 - 4. Teacher-student relationship is appropriate.
 - B. Students know and follow the procedures for the class.
 - 1. Beginning of day and period procedures are routine and logical.
 - 2. Procedures for transitions focus student attention and minimize interruptions.
 - 3. Learning materials, support equipment and technology are used efficiently.
 - 4. Effective procedures are used to present information, guide group work, and facilitate independent practice and teacher-led activities.
 - 5. Students are involved in the establishment of rules and procedures.
 - C. Physical space is safe and organized for learning.
 - 1. Safety procedures are defined and visible for student reference.
 - 2. The learning environment is organized to facilitate learning.
 - 3. Time on learning is maximized as a result of good organization of the learning environment.
 - D. Students and teachers share a mutual rapport and respect.
 - 1. An appropriate level of teacher control is in place.
 - 2. Students feel the teacher knows and takes personal interest in them.
 - 3. The tone between teacher and student is pleasant and appropriate.
 - 4. The teacher and students celebrate success.
 - 5. Students participate actively in the learning activities.
 - 6. The teacher designs activities to develop appropriate level of concern.
 - i. The teacher is highly visible to all students in the setting.
 - ii. The teacher uses proximity to motivate students.
 - iii. Questioning techniques encourage all students to participate.
 - iv. The teacher demonstrates the appropriate use of humor.
 - v. The teacher demonstrates caring for each individual.
- IX. Student behavior expectations that comply with Millard policy are clearly taught and effectively implemented.
- A. Students and teacher establish behavior guidelines appropriate for the developmental level of student and classroom setting.
 - 1. Appropriate limits for unacceptable behavior and resulting consequences are established and followed.
 - 2. Acceptable behavior is acknowledged and reinforced.

- B. Students understand and follow established behavior guidelines.
 1. Bullying or exclusion is not tolerated.
 2. Teacher anticipates problems and reacts immediately.
 3. Effective procedures for record keeping are followed.

- X. Students are expected to meet challenging and differentiated learning goals.
 - A. Goals are set at least annually.

 - B. Students understand and are actively involved in their personal progress.
 1. Assessment reports provide appropriate information to support the student.
 2. Student/parent/teacher conferences and communications focus on individual student learning and achievement.
 3. Students are involved in self reflection about their learning.
 4. Learning goals are reviewed and revised as appropriate.

 - C. Goals push students toward continued growth.

Professional Responsibilities

- XI. Teaching professionals initiate meaningful professional growth and contribute to school and district improvement.
 - A. Teaching professionals pursue professional development to improve instruction.
 1. Teaching professionals apply professional development growth experiences to improve content knowledge and pedagogical skill.
 2. Teaching professionals review student data, critically examine their teaching, and collaborate with colleagues to increase student achievement.
 3. Teaching professionals systematically reflect upon their own teaching practice and learn from experience.

 - B. Teaching professionals assume responsibility for school and district improvement.
 1. Teaching professionals work cooperatively to identify areas where school and district programs need to be strengthened.
 2. Teaching professionals participate in the implementation of improvement plans.

- XII. Teaching professionals perform school-related responsibilities.
 - A. Teaching professionals comply with rules and regulations to provide a safe and orderly school environment.
 1. Teaching professionals carry out school related duties by adhering to established laws, policies, rules, and regulations.
 2. Teaching professionals adhere to the Professional Code of Ethics (Board Policy 4155).

- B. Teaching professionals contribute to a positive school climate.
 - 1. Teaching professionals foster healthy relationships with others.
 - 2. Teaching professionals demonstrate enthusiasm for their profession and express concerns in a constructive manner.
 - 3. Teaching professionals are involved in school activities to enrich the school learning environment.

- C. Teaching professionals initiate parental involvement and support.
 - 1. Teaching professionals clearly communicate the objectives and expectations of the course and/or grade level to students and parents to engage families in the instructional program.
 - 2. Teaching professionals accurately maintain student records and effectively communicate student progress in a variety of methods to students and parents.

- D. Teaching professionals use a variety of educational tools, including technology, to enhance professional practice.
 - 1. Teaching professionals apply technology to increase productivity.
 - 2. Teaching professionals continually evaluate professional practice regarding the use of technology in support of student learning.
 - 3. Teaching professionals model an understanding of the social, ethical, legal, and human issues surrounding the use of technology.

Related Policy: 6200

Legal Reference: §79-866; 92 NAC 27

Date of Adoption: May 3, 1999

Date of Revision: July 16, 2001; May 19, 2003; October 2, 2006

Millard Public Schools
Omaha, NE

AGENDA SUMMARY SHEET

MEETING DATE: September 18, 2006

DEPARTMENT: Human Resources

ACTION DESIRED: Approval

BACKGROUND: Personnel items: (1) Amended Contracts and (2) Resignation.

OPTIONS & ALTERNATIVES: NA

RECOMMENDATION: Approval

STRATEGIC PLAN REFERENCE: N/A

IMPLICATIONS OF ADOPTION OR REJECTION: N/A

TIMELINE: N/A

RESPONSIBLE PERSON: Dr. Kirby Eltiste

SUPERINTENDENT APPROVAL: _____ 

September 18, 2006

AMENDMENT TO CONTINUING CONTRACTS

Recommend: amendment to the following contracts:

1. Scott Dugdale – Vocal Music teacher at Russell Middle School and West High School. Amend contract from 50% to 100%.
2. Karen Marble – Vocal Music teacher at Neihardt Elementary School (50%) and Ackerman Elementary School (30%). Amend contract from 75% to 80%.

September 18, 2006

RESIGNATION

Recommend: the following resignations be accepted:

1. Jayme Wratchford – Special Ed Vision Impaired teacher at North Middle School. She is resigning due to relocation. Resignation is effective September 22, 2006.

AGENDA SUMMARY SHEET

AGENDA ITEM: ACT and SAT Scores

Meeting Date: September 18, 2006

Department: Planning & Evaluation

Title and Brief Description: This report presents results from 2005-2006. Findings are presented across years, for the district as a whole and for individual schools.

Action Desired: Approval ___ Discussion x Information Only ___

Background: The district composite average is 23.1, an all-time high for Millard college-bound students. Individual schools range as high as 23.8 (North) for the composite, with reading and math subtests showing the highest subscores in all high schools. An 8-year trendline shows a steady increase in scores.

Options/Alternatives Considered: N.A.


Recommendations: There continues to be a gap in performance between students who report taking the “core” curriculum – as defined by ACT – and those reporting less than core. The percent of students reporting core curriculum is down by 3% from last year. The performance gap is 2.4 as compared to 2.6 last year.

Strategic Plan Reference: 5.1, 5.2, & 5.3


Implications of Adoption/Rejection: N.A.

Timeline: High schools and the curriculum can begin using results immediately.

Responsible Persons: Jon Lopez

Superintendent’s Signature: 

ACT & SAT RESULTS 2005-06



Proud to be
millard
PUBLIC SCHOOLS
www.mpsomaha.org

Planning, Evaluation & Information Services Dept.
SEPTEMBER, 2006

INTRODUCTION

The American College Test (ACT) and the Scholastic Aptitude Test (SAT I*) are used for college admissions and for scholarship purposes. The ACT is the primary college entrance test in Nebraska and 27 other states, while the SAT I is used in 22 states.

ACT

The ACT is a 2 hour and 55 minute test that includes 215 questions. In 1989 a revised version of the ACT was introduced which reflected the changes in high school curriculum. The old test included the four areas of English, mathematics, social studies, and natural science. The new ACT Assessment includes:

English
75 items/45 minutes

Mathematics
60 items/60 minutes

Reading
40 items/35 minutes

Science Reasoning
40 items/35 minutes

In addition, students receive subtest scores for each of the four tests.

The ACT standard score scale ranges from 1 to 36.

SAT I*

The SAT I is a 3 hour multiple-choice test that measures developed verbal and mathematical reasoning abilities related to successful performance in college. SAT I scores are intended to supplement the secondary school record and other information about the student in assessing readiness for college-level work. Student performance on the SAT I is reported on a scale of 200 to 800.

*The SAT I was introduced in March 1994.

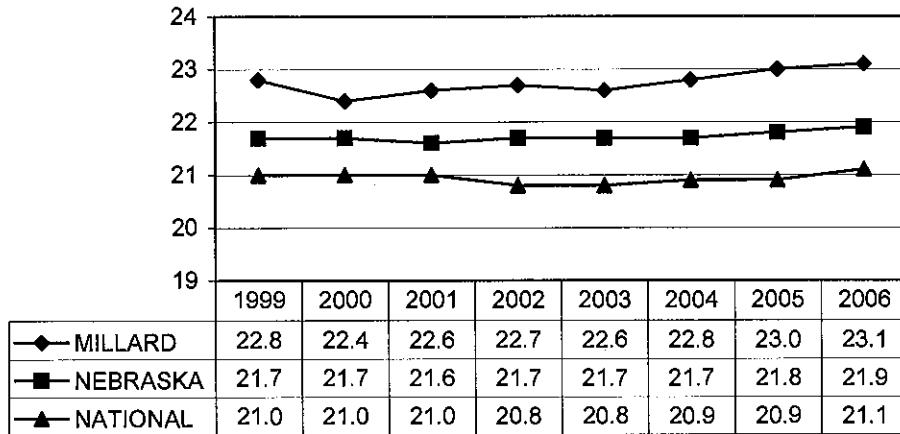
Average ACT Scores by Level of Academic Preparation

	Number core / Less		Percent core / Less		English core / Less		Mathematics core / Less		Reading core / Less		Sci Reason core / Less		Composite core / Less	
Local														
2001-02	686	405	61	36	23.5	20.4	23.6	20.6	24.0	21.2	23.4	20.9	23.7	20.9
2002-03	685	427	59	37	23.6	20.2	23.6	20.8	24.0	21.1	23.3	21.2	23.8	21.0
2003-04	663	392	59	35	23.9	20.1	24.1	20.6	24.0	21.1	23.7	20.5	24.0	20.7
2004-05	682	406	58	34	23.7	20.7	24.2	21.0	24.1	21.6	23.6	21.5	24.0	21.4
2005-06	631	424	55	37	23.9	21.1	24.2	21.5	24.4	21.6	23.8	21.6	24.2	21.6
State														
2001-02	10863	5064	66	31	22.1	19.0	22.5	19.6	22.9	20.1	22.5	20.2	22.6	19.9
2002-03	11087	4860	67	29	22.2	19.1	22.4	19.5	22.9	20.1	22.5	20.1	22.6	19.8
2003-04	11022	4766	67	29	22.2	19.0	22.4	19.5	22.8	20.2	22.4	20.1	22.6	19.8
2004-05	10913	4397	67	27	22.4	19.3	22.5	19.7	22.8	20.1	22.4	20.1	22.6	19.9
2005-06	10133	4517	64	28	22.5	19.7	22.4	20.0	23.0	20.6	22.5	20.5	22.7	20.3
National														
2001-02	643596	397544	58	36	21.4	18.4	21.6	18.8	22.2	19.5	21.7	19.4	21.8	19.2
2002-03	667526	410753	57	35	21.4	18.5	21.6	18.9	22.2	19.7	21.7	19.5	21.8	19.3
2003-04	661290	405328	56	35	21.5	18.7	21.7	19.1	22.3	19.8	21.7	19.6	21.9	19.4
2004-05	658430	406763	56	34	21.6	18.8	21.7	19.1	22.2	19.8	21.7	19.6	21.9	19.5
2005-06	647298	413888	54	34	21.6	19.0	21.8	19.4	22.3	20.1	21.7	19.7	22.0	19.7

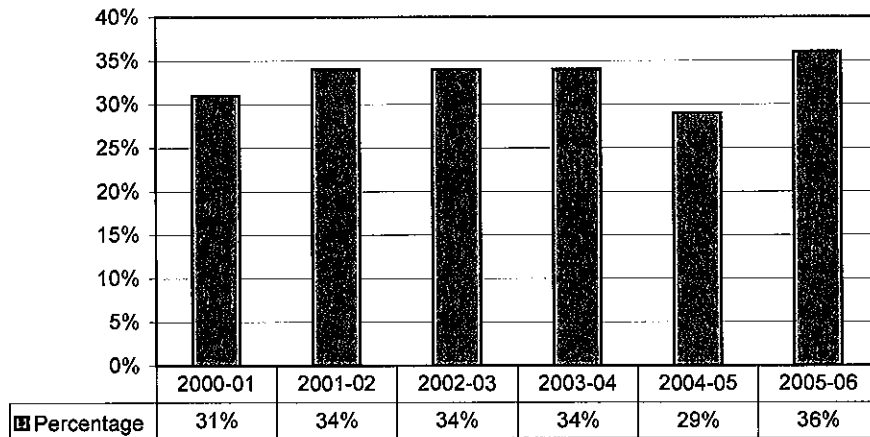
Average ACT Scores for All Graduates

	Number	English	Mathematics	Reading	Sci Reason	Composite
Local						
2001-02	1130	22.4	22.5	23.0	22.5	22.7
2002-03	1167	22.2	22.5	22.8	22.4	22.6
2003-04	1126	22.4	22.8	22.9	22.5	22.8
2004-05	1186	22.5	22.9	23.1	22.8	23.0
2005-06	1156	22.8	23.1	23.3	22.9	23.1
State						
2001-02	16509	21.1	21.5	22.0	21.7	21.7
2002-03	16646	21.2	21.4	22.0	21.7	21.7
2003-04	16523	21.2	21.5	22.0	21.6	21.7
2004-05	16220	21.4	21.6	21.9	21.7	21.8
2005-06	15892	21.5	21.6	22.2	21.8	21.9
National						
2001-02	1116082	20.2	20.6	21.1	20.8	20.8
2002-03	1175059	20.3	20.6	21.2	20.8	20.8
2003-04	1171460	20.4	20.7	21.3	20.9	20.9
2004-05	1186251	20.4	20.7	21.3	20.9	20.9
2005-06	1206455	20.6	20.8	21.4	20.9	21.1

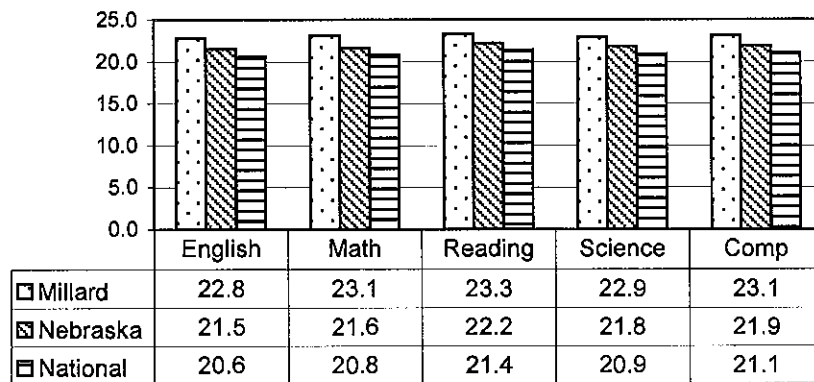
ACT Composite Scores Over 8 Years Millard, Nebraska, and National



Percentage of Millard Students Scoring in Top Quartile Nationally

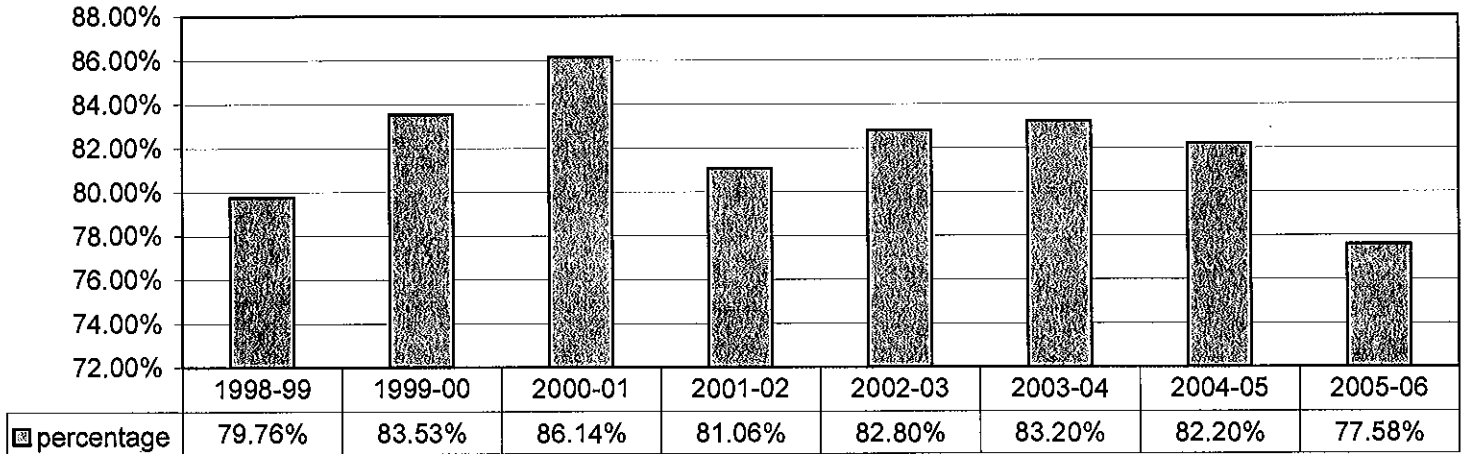


Comparison of the ACT Average Scores with Other Groups 2005-06



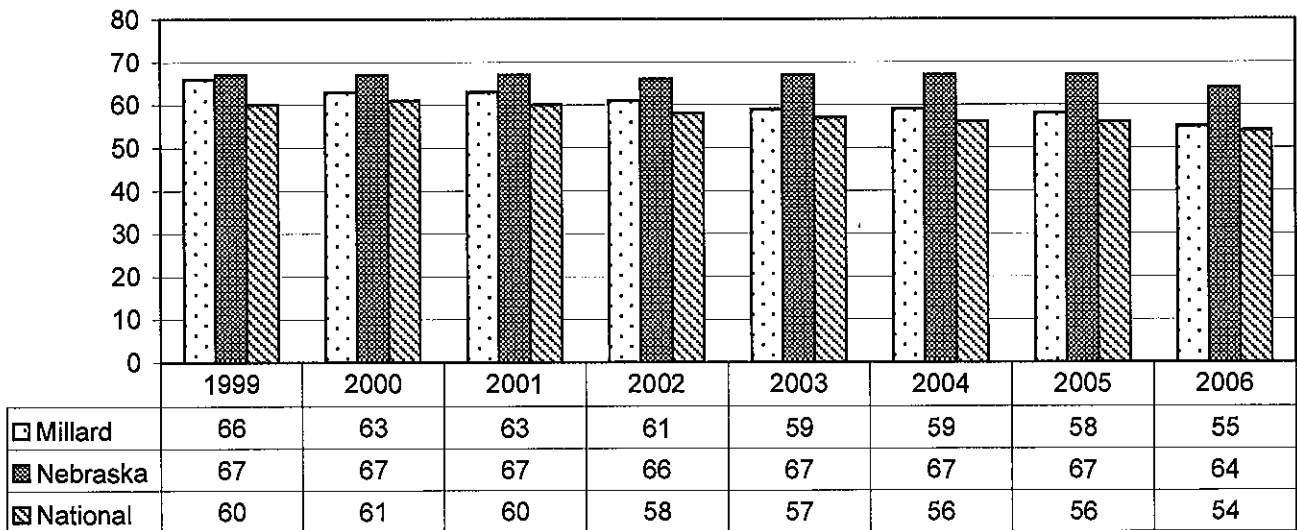
Scores range from 1-36

Percent of Millard Seniors Taking the ACT Over Eight Years



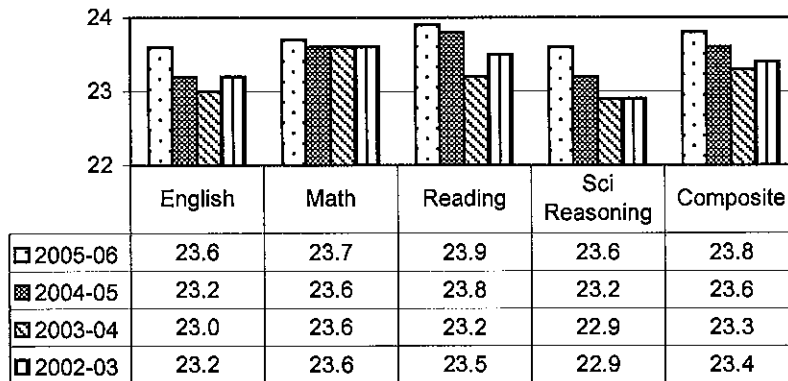
1156 Seniors from the class of 2006 took the ACT

Percent ACT Tested Students Who Have Taken Core Curriculum

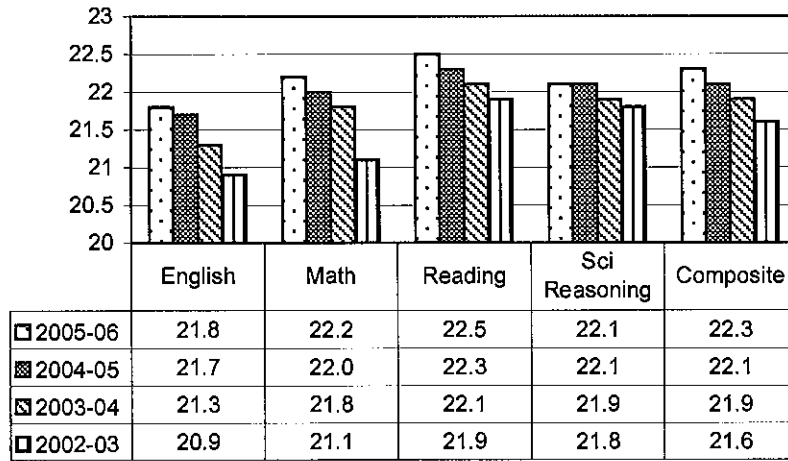


ACT Average Scores for Four Years

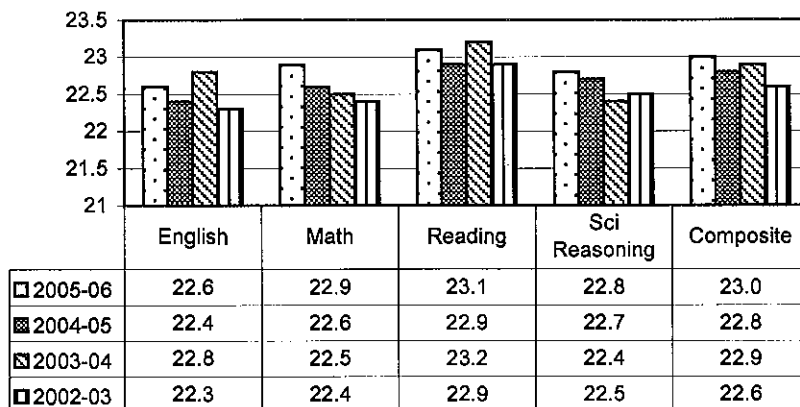
North High



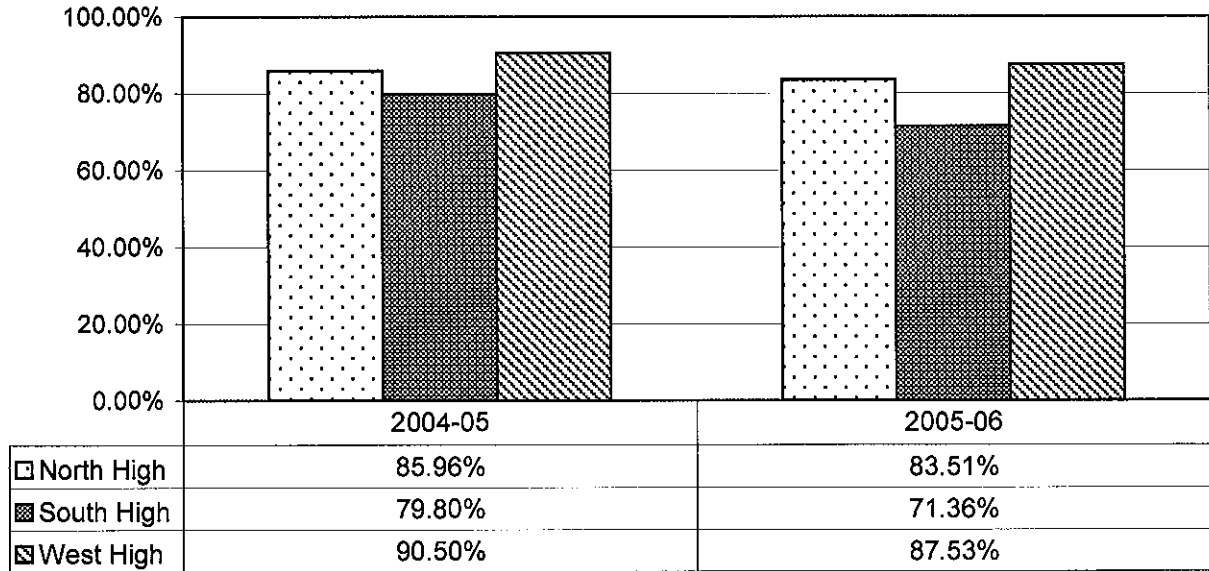
South High



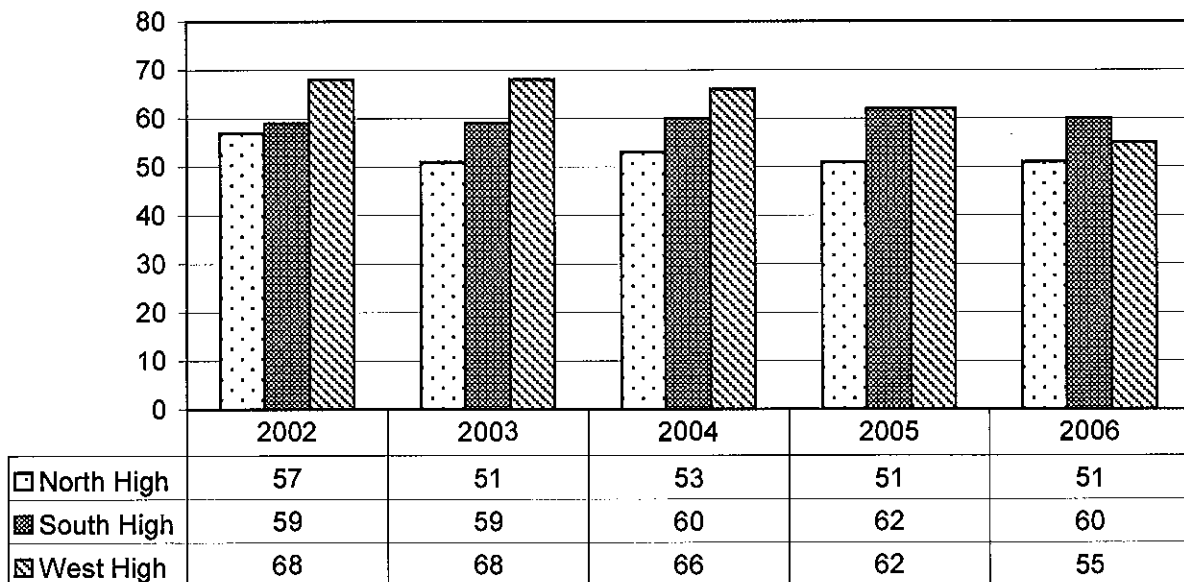
West High



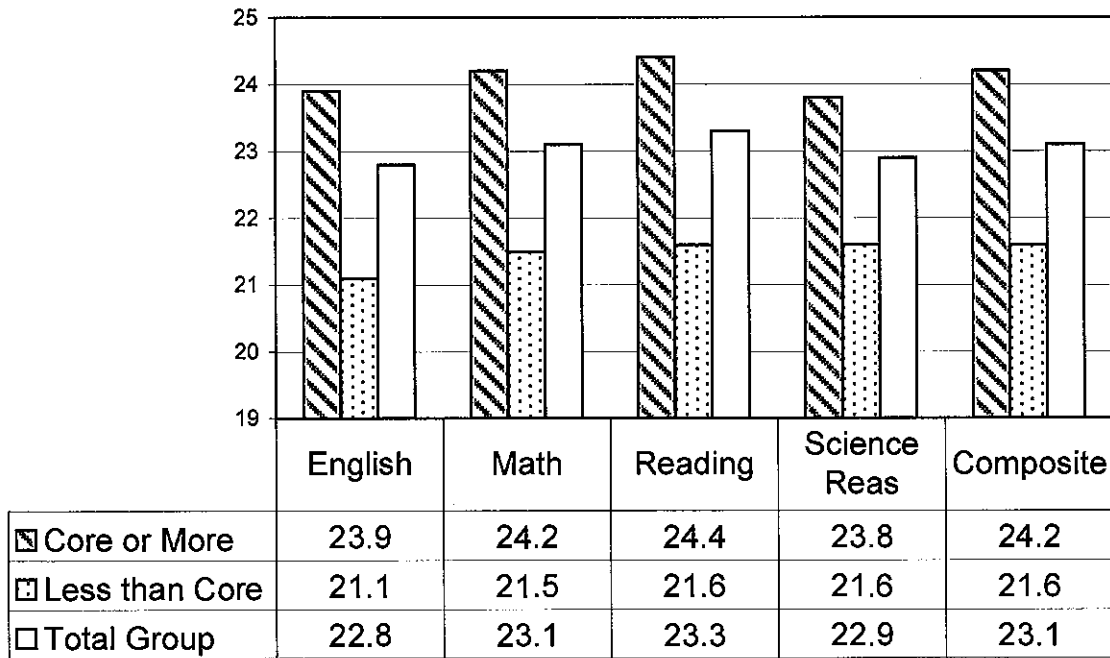
Percentage of Seniors Taking the ACT Test by School 2005-06



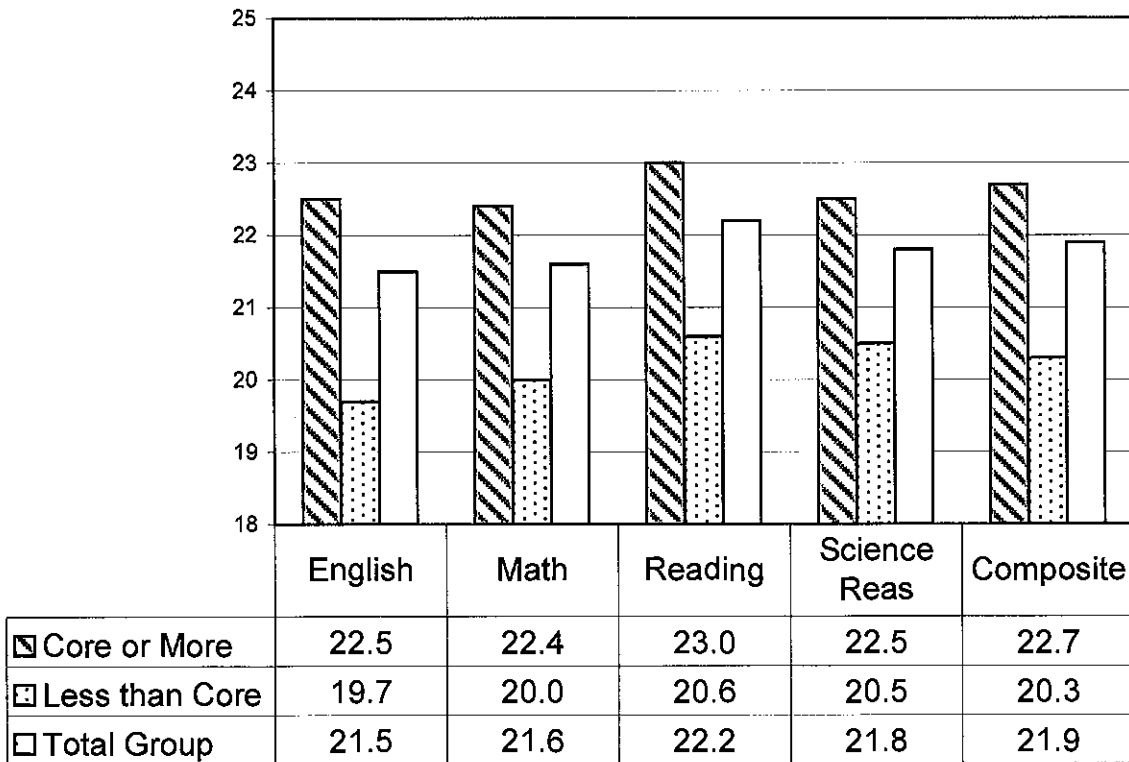
Percentage of ACT Tested Students Who Have Taken Core Curriculum



Millard Public School Results

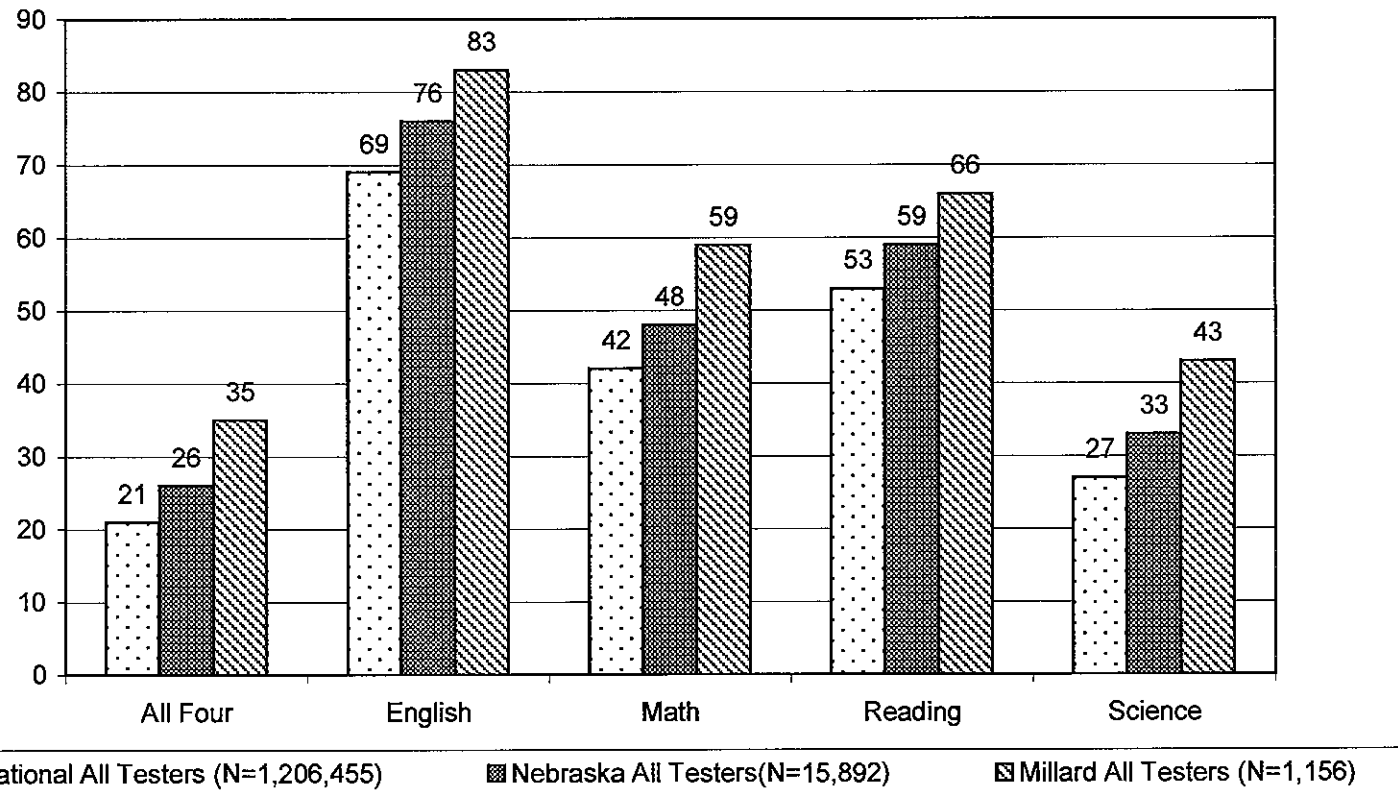


Nebraska Statewide Results

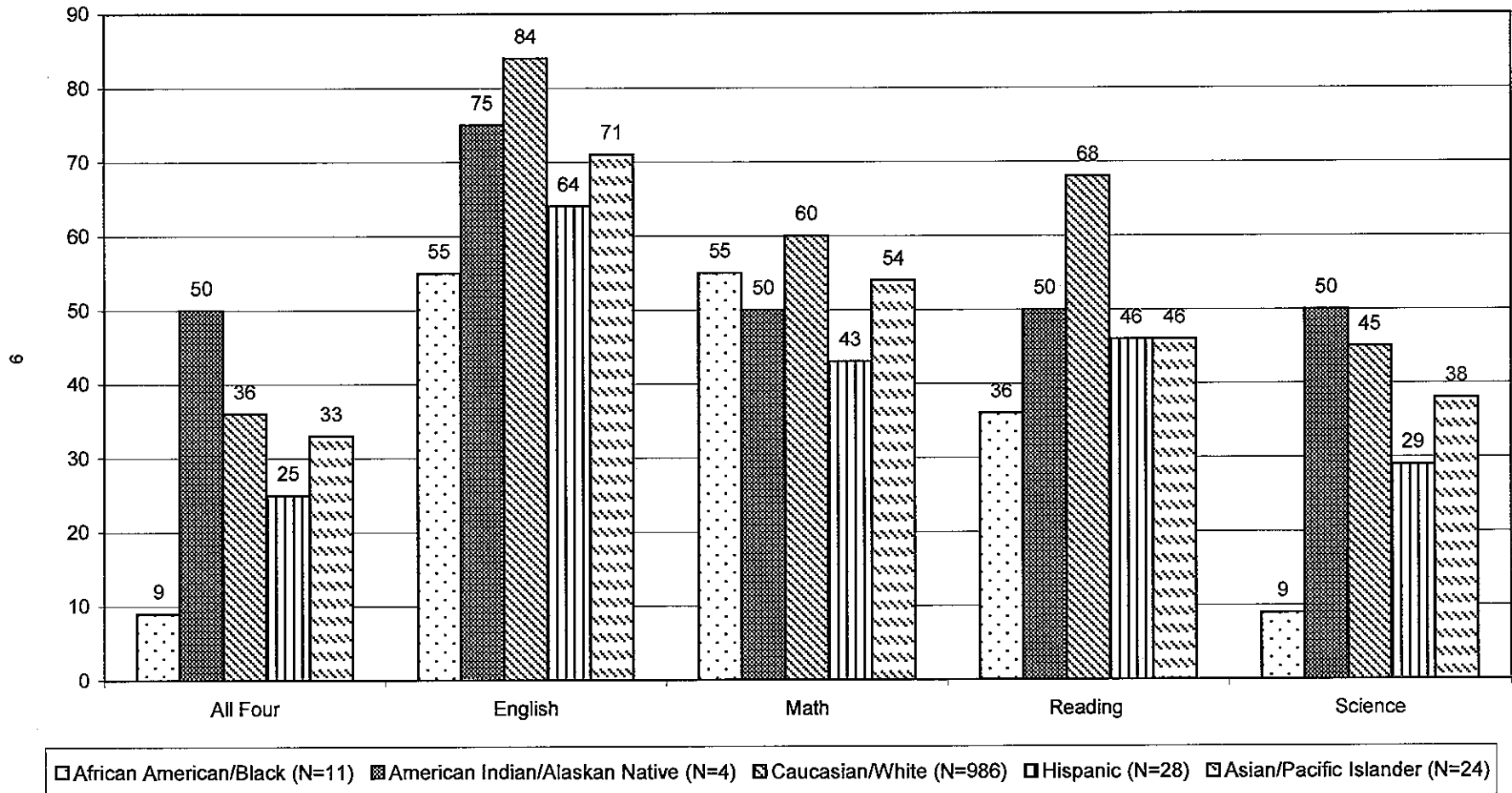


ACT College Benchmark score is the minimum score needed on an ACT subject-area test to indicate a 50% chance of obtaining a B or higher, or about a 75% chance of obtaining a C or higher in the corresponding credit-bearing college course.

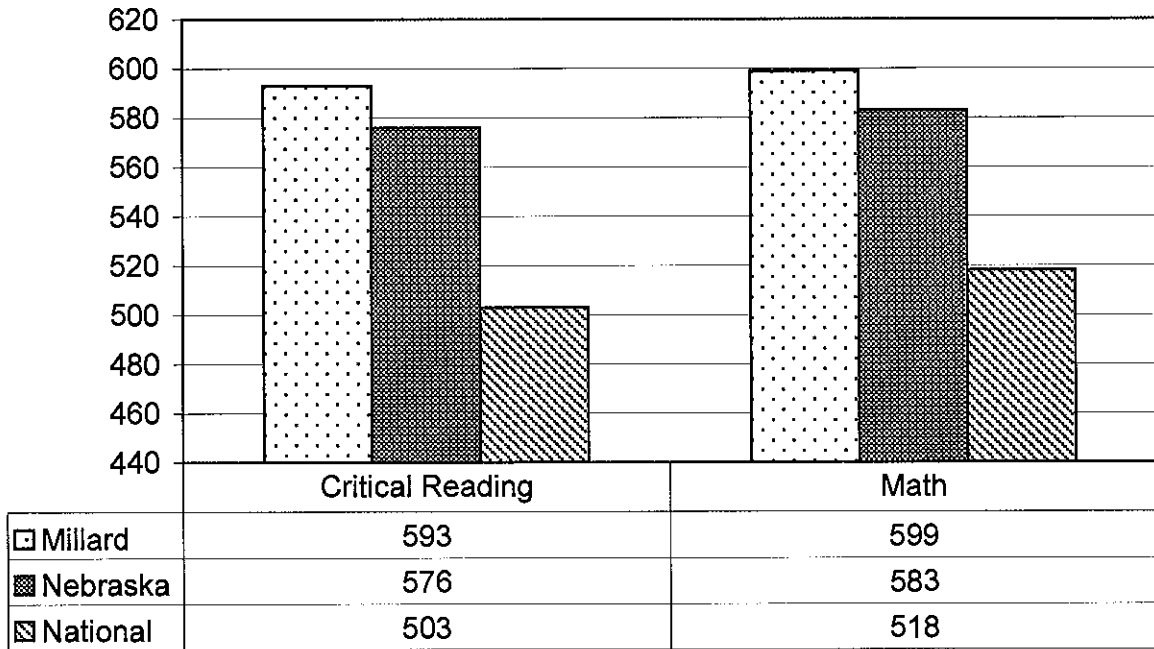
Percent of Students Meeting ACT College Readiness Benchmark Scores 2005-2006



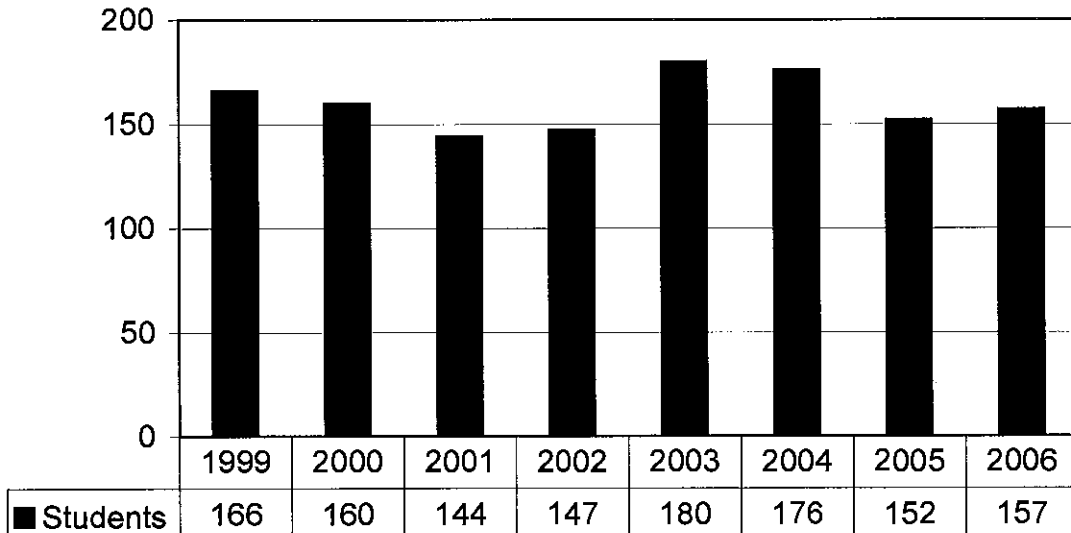
Percent of Millard Students Meeting ACT College Readiness Benchmark Scores by Race/Ethnicity 2005-2006



SAT SCORES 2005-06

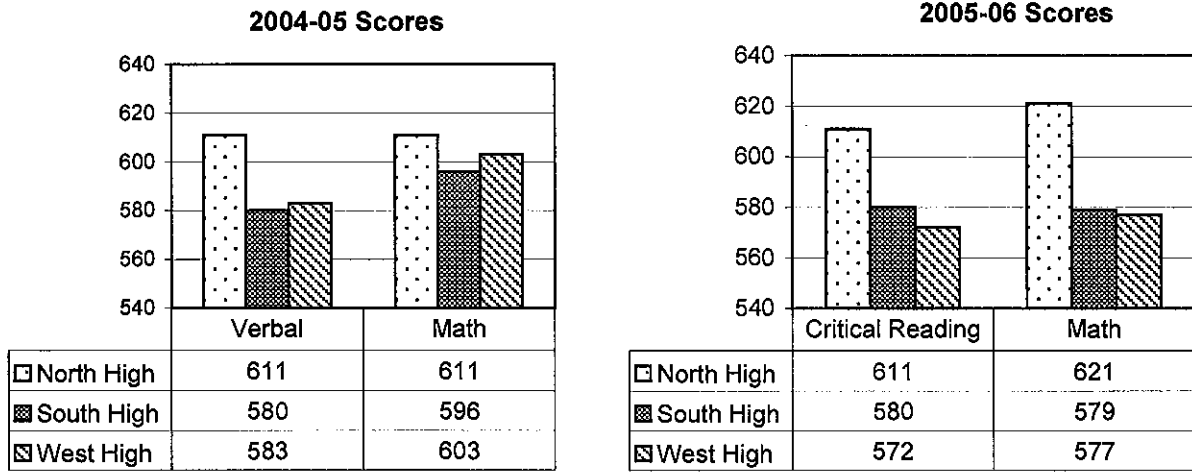


Number of Millard Students Taking the SAT Over Eight Years

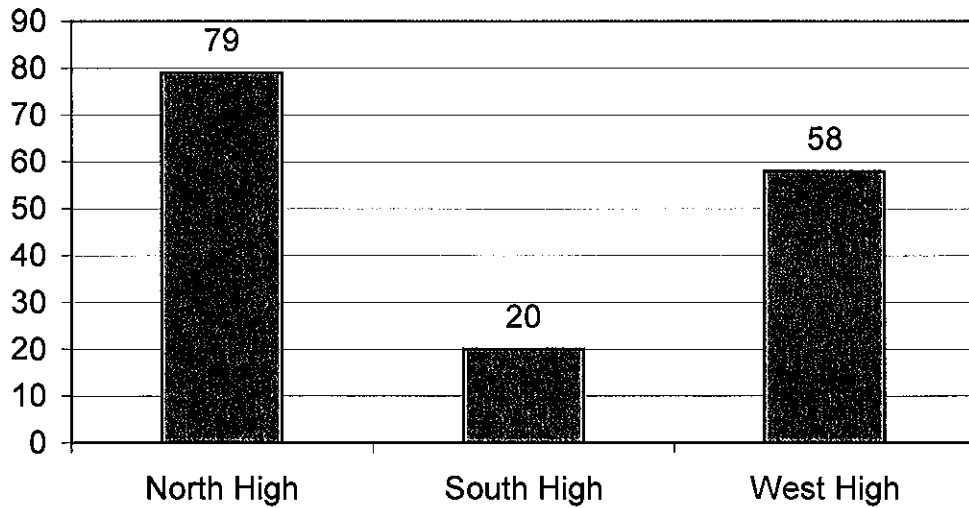


10.5% of the 2006 graduating Seniors took the SAT

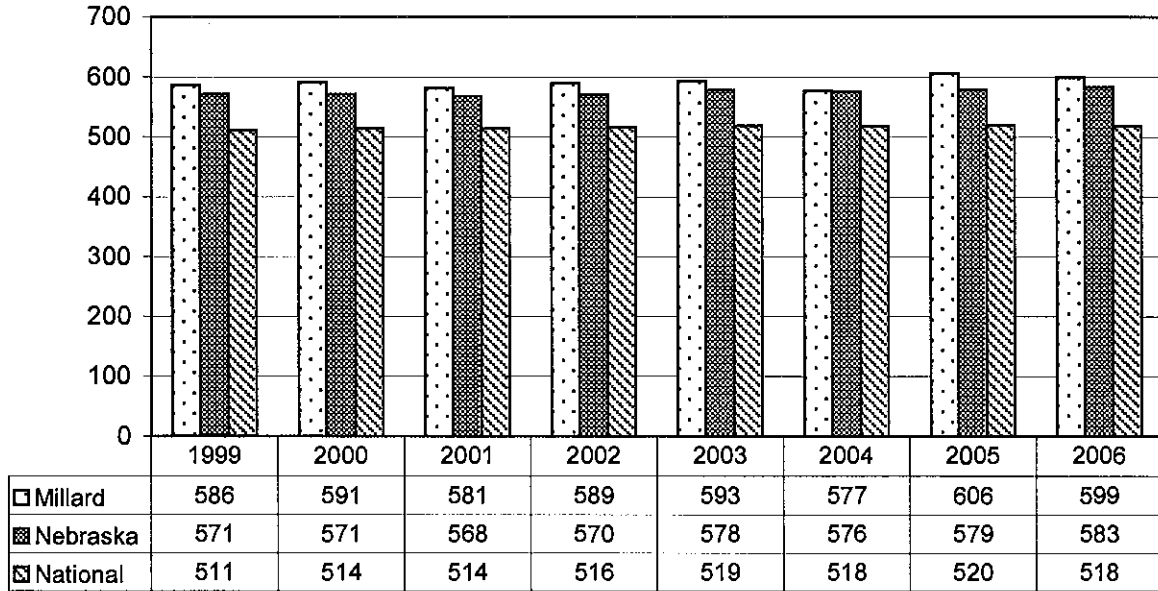
SAT Scores by School



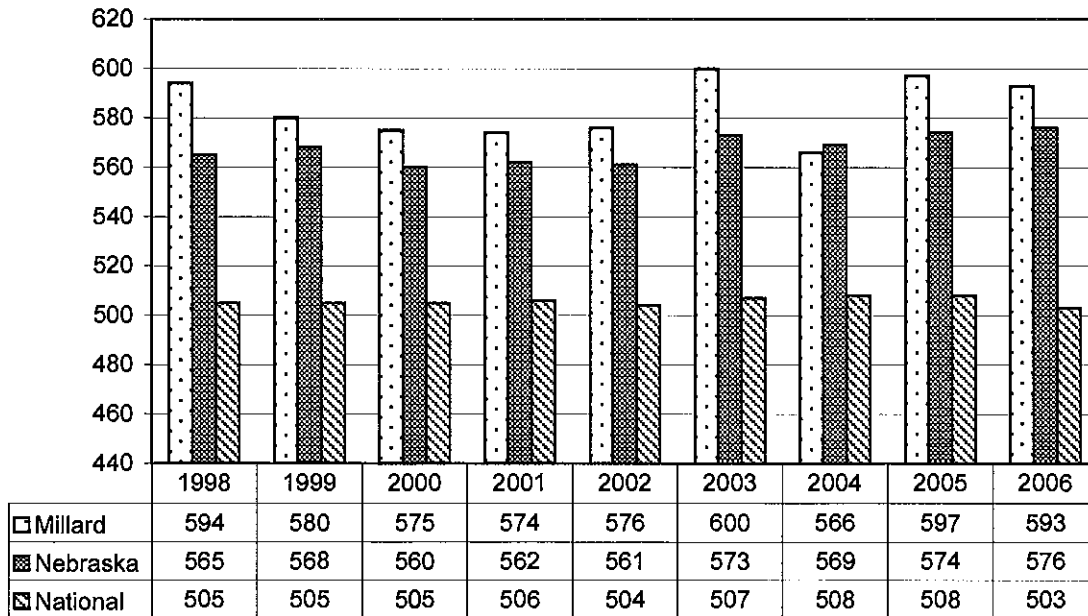
Number of Students Taking the SAT by School 2005-06



SAT MATH Scores Over Eight Years



SAT CRITICAL READING Scores Over Eight Years



AGENDA SUMMARY SHEET

AGENDA ITEM: Technology Projects Update

MEETING DATE: 18 September 2006

DEPARTMENT: Technology Division

TITLE AND BRIEF DESCRIPTION: Technology Projects Update

ACTION DESIRED: Information Only

EXECUTIVE SUMMARY:

Since last reported the following Technology Projects, including bond funded projects, have been completed or are approaching completion.

1. Wide Area Network Upgrade: The fiber build-out to all buildings was completed by May 1, 2006, according to the contract, resulting in 25Mbps/elementary school, 50Mbps/middle school, and 100Mbps/high school. DSAC and SSC were provided 50Mbps and the MLC was provided 25MBS. These bandwidth levels are provided to support data, voice, and video and are provided by contract with Cox Business Services. Infrastructural requirements, i.e., switches and UPS systems are being paid for by bond monies. The yearly contract is paid from General Fund monies.
2. Nortel Voice over Internet Protocol (VoIP) Telephone System: Begun in June, the transition from the Qwest ISDN/Centrex telephone system was completed in mid-August. Training, programming changes, and features implementation will continue. The new system is providing voice mail and other functionality to buildings and to District staff, such as counselors, who have never before had such services. In addition, the 715 prefix is now active and applicable to all District telephone numbers. The District's fourteen old prefixes will be retained and active until June 2007. Basic telephone services/connectivity is now provided by Cox Business Services.
3. Wireless Local Area Networks: By the end of September, each building will have had installed a wireless network compatible with both Apple iBook and HP Laptop computers. These wireless networks have already facilitated new teacher training, staff development activities, and student instruction. The wireless network is intended to supplement the wired network not replace it (Wired computer connections are faster and more reliable than wireless).

4. Computers:
 - a. Laptops
 - i. Teacher & Administrators—1864 PC and Mac laptops have been distributed.
 - ii. Laptop Carts:
 1. Each elementary school has received one 30 unit mobile laptop cart for a total of 690 student laptops/ibooks in use.
 2. Each secondary building will receive a minimum of two 30 unit mobile laptop carts (540 laptops) during the second quarter/semester.
 - b. Student Desktops/Labs-- During the last year obsolete computers have been removed and new equipment placed in labs and in classrooms.
 - c. A total of 7109 computers are currently available for student usage. This is a 3 to 1 ratio. The number will grow to over 7650 by the end of the school year; a 2.75 to 1 ratio (the bond goal was 2.5 to 1).
5. Projectors/Printers
 - a. Projectors—Elementary schools have received projectors at a ratio of 4 teachers to 1 projector. Secondary buildings are receiving projectors for classrooms in conjunction with the MEP curriculum cycle. This year science and world language classrooms are receiving projectors.
 - b. Printers—Deskjet printers are being replaced by networked, work-group laser printers both color and black/white on an as needed basis.
6. Infrastructure:
 - a. Servers—Upgrades and /or replacement building servers and new servers to facilitate projects such as Student Personal Learning Plans (PLP), SRI/Read 180, H.S. Journalism, etc.
 - b. Switches—Additional switches to facilitate Quality of Service (QoS) for voice transmission.
 - c. Uninterrupted Power Supplies (UPS)—The identification of needs in this area are just beginning.
7. Surveillance Systems—Discussions to review surveillance systems parameters are being scheduled with principals and the District's Safety Committee. These discussions will result in recommendations for surveillance system upgrades and additions at all levels.
8. Long-Distance Services—The District's current long distance provider is A.T.&T. An RFP (Request For Proposals) will be released in the next few months and will correspond with e-Rate time lines.

9. Bond Funds Utilization to Date


Bond Request	Bond Budget	Spent	Balance
Wireless Wide Area Network	\$100,000.00	\$0.00	\$100,000.00
Wireless Local Area Network	\$600,000.00	\$415,209.27	\$184,790.73
Telephone System (VoIP)	\$900,000.00	\$846,167.94	\$53,832.06
Infrastructure	\$1,000,000.00	\$342,326.71	\$657,673.29
Computer Hardware	\$15,500,000.00		\$8,284,242.80
Computers		\$6,894,876.60	
Printers		\$244,311.79	
Projectors		\$76,568.81	
Video Surveillance	\$600,000.00	\$9,976.25	\$590,023.75
Software Licensing	\$1,300,000.00	\$668,396.22	\$631,603.78
	\$20,000,000.00	\$9,497,833.59	\$10,502,166.41

RECOMMENDATION: None

STRATEGIC PLAN REFERENCE:

RESPONSIBLE PERSON: Dr. Mark Feldhausen

SUPERINTENDENT APPROVAL: _____



(Signature)

BOARD ACTION:

**Addendum I
VOIP Contract Comparisons
12/2005**

Vendor	VoIP Solution	RFP Proposed Cost						Est. TCO Total
			Hardware & Software	SOW & Implementation	4 Yrs. Maintenance	4 Yrs. Software Maintenance	Other Req. / options	Cost for 4 yrs.
Choice Solutions	Avaya	\$1,143,470.27	\$944,210.27	\$199,260.00	\$358,584.63	unknown		\$1,502,054.90
Cross Communications	Avaya	\$746,451.00	\$568,167.00	\$168,534.00	\$278,064.00	unknown	call accounting requires server	\$1,014,765.00
New Visions Communications	Nortel	\$791,461.13	\$607,310.17	\$184,150.96	\$277,739.86	\$77,305.84	\$24,508.33	\$1,171,015.16
Vital Systems	Cisco	\$835,545.04	\$804,401.00	\$0.00	\$250,214.40	\$112,121.00	\$22,590.00	\$1,189,326.40

AGENDA SUMMARY SHEET

AGENDA ITEM: Board of Education Legislative Resolutions

MEETING DATE: September 18, 2005

DEPARTMENT: Office of the Superintendent

TITLE AND BRIEF DESCRIPTION:

Legislative Resolutions for 2007

ACTION DESIRED: APPROVAL ____ DISCUSSION ____ INFORMATION ONLY XX

BACKGROUND:

Each year the Board takes a position on Legislative Resolutions. We are suggesting the change in number 11.

These resolutions will guide our lobbying efforts on all bills and amendments to bills.

OPTIONS AND ALTERNATIVES CONSIDERED:
None


RECOMMENDATION:

STRATEGIC PLAN REFERENCE:

IMPLICATIONS OF ADOPTION OR REJECTION:

TIMELINE:

RESPONSIBLE PERSON: Angelo Passarelli

SUPERINTENDENT'S APPROVAL:  _____
(Signature)

BOARD ACTION:

**Millard Public Schools
Board of Education
Legislative Resolutions - 2007**

DRAFT

1. State and local taxpayers share the responsibility for the Pre-K through 12th grade educational program. The funding should reflect an equitable distribution of state revenue (2001).
2. School districts should be encouraged to support ongoing maintenance of school buildings; therefore spending and levy restrictions should be removed from the building fund (2001).
3. Federal and state governments should never impose un-funded mandates (2001).
4. Local boards of education are accountable to their community for making decisions regarding the educational program and are in the best position to make decisions on curriculum, management and funding (2001).
5. Financial decisions on lids and levies are best made at a local level where elected officials are most accountable to the community (2001).
6. School finance studies should focus on adequacy of funding (2002).
7. Additional state funding should follow any new requirements for new or revised assessments (2002).
8. A legislative solution is the most effective way to resolve the issues that are represented in the current finance litigation (2003).
9. State funding should be sufficient to keep teacher's salaries regionally competitive (2003).
10. The Millard Public Schools supports legislation that seeks accurate and transparent accounting of all funds that support education from local, state and federal sources (2006).

11. The Millard Public Schools supports the independence of established Class III school districts within cities of the metropolitan class. We believe that any legislation should clarify and support the right of these Class III school districts to remain as independent districts, and that such districts may only waive their right to exist independently of other districts within cities of the metropolitan class through existing reorganization laws, ~~the consent of the boards of education of each affected district and approval by the residents of each affected district~~ (revised 2006).