



**ACKNOWLEDGMENT OF RECEIPT
OF NOTICE OF MEETING**


The undersigned members of the Board of Education of Millard, District #017, Omaha, Nebraska, hereby acknowledge receipt of advance notice of a meeting of said Board of Education and the agenda for such meeting held at _____ 7:00 _____ P.M. on _____ October 16, _____ 2006, at _____ Don Stroh Administrative Center _____ 5606 South 147th Street _____ Omaha, NE 68137 _____
Dated this _____ 16th _____ day of _____ October _____, 2006.



Brad Burwell - President




Jean Stothert - Vice President



Julie Johnson - Secretary



Mike Kennedy - Treasurer



Mike Pate, Member

Linda Poole, Member

Derek Collins - Millard North High School

Corinne Wardian - Millard South High School

Jordan Carroll - Millard West High School

**NOTICE OF MEETING
SCHOOL DISTRICT NO. 17**

Notice is hereby given of a Board of Education meeting of School District No. 17, in the County of Douglas, which will be held at 7:00 p.m. on Monday, October 16, 2006 at 5606 South 147th Street, Omaha, Nebraska. At 6:50 p.m. there will be a public hearing on the Children's Internet Protection Act (CIPA) Filtering Compliance for E-Rate Eligibility.

An agenda for such meetings, kept continuously current are available for public inspection at the office of the superintendent at 5606 South 147th Street, Omaha, Nebraska.

JULIE JOHNSON,
Secretary

10-13-06

**THE DAILY RECORD
OF OMAHA**

RONALD A. HENNINGSEN, Publisher
PROOF OF PUBLICATION

UNITED STATES OF AMERICA, }
The State of Nebraska, } ss.
District of Nebraska, }
County of Douglas, }
City of Omaha, }

J. BOYD


being duly sworn, deposes and says that she is

LEGAL EDITOR

of THE DAILY RECORD, of Omaha, a legal newspaper, printed and published daily in the English language, having a bona fide paid circulation in Douglas County in excess of 300 copies, printed in Omaha, in said County of Douglas, for more than fifty-two weeks last past; that the printed notice hereto attached was published in THE DAILY RECORD, of Omaha, on

October 13, 2006

That said Newspaper during that time was regularly published and in general circulation in the County of Douglas, and State of Nebraska.



Subscribed in my presence and sworn to before
me this 13th day of
October 20 06

Notary Public in and for Douglas County,
State of Nebraska

BOARD OF EDUCATION MEETING - OCTOBER 16, 2006

NAME:

REPRESENTING:

Tony Levy

MEA

Elise Behrens

St. Ann Catholic - student

Lee Behrens

parent

Kelsey Thiem

MSHS

Clare Wraggle

MS HS

Andrew Erickson

MSHS

Danny Meyer

BSA

Chris Hage

BSA

Michael Eldson

BSA

PAUL JOHNSON

BSA

Jon HAGE

BSA

Chris Meyer

BSA

Jo Adair

BSA

Mike Kaspar

SSC

Paul Adair

BSA

Sean Cook

BSA

Kelly Granman

parents

Sarah Johnson

Parent

Josh Grandquist

BSA

Ryan Mead

Alex Kinnert

Amy Pick

Clerkson College Student

Alex Woodthorn

BSA



BOARD OF EDUCATION
MEETING



OCTOBER 16, 2006

Monday, October 16, 2006
6:50 p.m.
Don Stroh Administration Center

Good evening and welcome to the special meeting of the Millard Public Schools' Board of Education.

The Children’s Internet Protection Act (P.L. No. 106-554) requires the public adoption and enforcement of an “Internet Safety” Policy (47 U.S.C. 254(h)(B) covering use of computers by students for E-rate purposes. Schools must certify that their policy includes monitoring the online activities of the students. The legislation also requires schools to certify that they have adopted and implemented a separate policy to address the safety and security of students when using electronic mail, chat rooms, and other forms of communications (47 U.S.C. 254 (h) (5) (A) (II). All of this is required to be E-rate eligible.

The law and state guidelines for a District’s Technology Plan recommends that a public hearing be held to give the community an opportunity to comment on such proposed policies and rules.

I would like to introduce the Board members who are present and will participate in this public hearing. They are:

No presentation will be made and official Board action on the policy and accompanying rule will be acted on during the regular meeting that is scheduled to follow immediately after this public hearing.

I have received () requests to address the Board and I will attempt to call you in the order in which the requests were turned in prior to the opening of this public hearing. In order to allow everyone a chance to address the Board on the Internet Filtering Policy and accompanying Rule, I would like to ask each of you to limit your comments to five (5) minutes or so. If there is a group of people *who* collectively would like to address the Board on this issue it might be helpful if you would select one, two or three individuals to speak on behalf of the entire group. Of course, we will allow each of you *who* wish to address the Board on this subject to do so at this time.

After everyone has had an opportunity to address the Board on this issue, I will close the public hearing and adjourn the special meeting.

The first speaker that has requested an opportunity to address the Board is *(continue calling the individuals until you have gone through all of them)*.

Thank you very much for your participation in this public hearing. You have offered valuable information and insight to all of the Board members as well as to the Superintendent and his administrative staff. If there is no other person wishing to address the Board, I will now close the public hearing.

I will now entertain a motion to adjourn the special meeting for Internet Filtering of the Millard Board of Education. MEETING ADJOURNED

BOARD OF EDUCATION
MILLARD PUBLIC SCHOOLS
OMAHA, NEBRASKA

REGULAR MEETING
7:00 P.M.

STROH ADMINISTRATION CENTER
5606 SOUTH 147th STREET
OCTOBER 16, 2006

6:50 p.m. - PUBLIC HEARING – Children's Internet Protection Act (CIPA) Filtering Compliance for E-Rate Eligibility

AGENDA

A. Call to Order

The Public Meeting Act is posted on the Wall and Available for Public Inspection

B. Pledge of Allegiance

C. Roll Call

D. Public Comments on agenda items - This is the proper time for public questions and comments on agenda items only. Please make sure a request form is given to the Board President before the meeting begins.

E. Routine Matters*

- 1. *Approval of Board of Education Minutes – Monday, October 2, 2006
- 2. *Approval of Bills
- 3. *Receive the Treasurer’s Report and Place on File
- 4. Summary of Board Committee of the Whole – October 9, 2006

F. Information Items

- 1. Superintendent’s Report
- 2. Board Comments/Announcement
- 3. Report from Student Representatives

G. Unfinished Business:

- 1. Approval of Policy 4100 – Personnel – Recruitment, Selection, and Non-Discrimination
- 2. Approval of Policy 4205 – Personnel – Substitute Teachers

H. New Business

- 1. First Reading of Policy 3410 – Support Services – Business – Investing – General
- 2. Approval of Rule 4100.1 – Personnel – Recruitment and Selection – Certificated Staff
- 3. Approval of Rule 4100.2 – Personnel – Recruitment and Selection – Non-Certificated Staff
- 4. Approval of Rule 4100.3 – Personnel – Employment Contracts
- 5. Approval of Rule 4205.1 – Personnel – Substitute Teachers
- 6. Reaffirm Policy 7310 – Technology – Internet Safety – Filtering
- 7. Reaffirm Rule 7310.1 – Technology – Internet Safety – Filtering

Board Agenda
 October 16, 2006
 Page 2

8. Approval of Personnel Actions: Resignation, and New Hires
9. Litigation (Executive Session)

I. Reports

1. Construction Report
2. Personnel Report
3. Advanced Placement Report
4. Peru State/UNO Early Entry Program
5. Quarterly Investment Report
6. Quarterly Operation & Maintenance Report
7. Quarterly Food Service Report
8. Quarterly Non-Bond Construction Report
9. Post Graduation Follow-up Survey Report
10. Exiting Senior Survey Report

J. Future Agenda Items/Board Calendar

1. Board of Education Meeting on Monday, November 6, 2006 at 7 p.m. at the Don Stroh Administration Center, 5606 South 147th Street.
2. Committee of the Whole Meeting on Monday, November 13, 2006 at the Don Stroh Administration Center, 5606 South 147th Street
3. Nebraska Association of School Board's State Education Conference on November 15-17, 2006 at the Holiday Inn Central
4. Board of Education Meeting on Monday, November 20, 2006 at 7 p.m. at the Don Stroh Administration Center, 5606 South 147th Street
5. Board of Education Meeting on Monday, December 4, 2006 at 7 p.m. at the Don Stroh Administration Center, 5606 South 147th Street.
6. Committee of the Whole Meeting on Monday, December 11, 2006 at the Don Stroh Administration Center, 5606 South 147th Street
7. Board of Education Meeting on Monday, December 18, 2006 at 7 p.m. at the Don Stroh Administration Center, 5606 South 147th Street

K. Public Comments - This is the proper time for public questions and comments on any topic. Please make sure a request form is given to the Board President before the meeting begins.

L. Adjournment

All items indicated by an asterisk (*) will comprise the Consent Agenda and may be acted on in a single motion. Items may be deleted from the Consent Agenda by request of any board member.

.BOARD OF EDUCATION
MILLARD PUBLIC SCHOOLS
OMAHA, NEBRASKA

REGULAR MEETING
7:00 P.M.

STROH ADMINISTRATION CENTER
5606 SOUTH 147TH STREET
OCTOBER 16, 2006

**6:50 p.m. - PUBLIC HEARING – Children Internet Protection Act (CIPA) Filtering
Compliance for E-Rate Eligibility**

ADMINISTRATIVE MEMORANDUM

A. Call to Order

The Public Meeting Act is posted on the Wall and Available for Public Inspection

B. Pledge of Allegiance

C. Roll Call

D. Public Comments on agenda items - This is the proper time for public questions and comments on agenda items only. Please make sure a request form is given to the Board President prior to the meeting.

*E.1. Motion by _____, seconded by _____, to approve the Board of Education Minutes – October 2, 2006. (See enclosure.)

*E.2. Motion by _____, seconded by _____, to approve the bills. (See Enclosures.)

*E.3. Motion by _____, seconded by _____, to receive the Treasurer’s Report and Place on File. (See enclosure.)

E.4. Summary of Board Committee of the Whole Meeting – October 9, 2006

F.1. Superintendent’s Comments

F.2. Board Comments/Announcements

F.3. Report from Student Representatives

G.1. Motion by _____, seconded by _____, to approve Policy 4100 – Personnel – Recruitment, Selection, and Non-Discrimination. (See enclosure.)

G.2. Motion by _____, seconded by _____, to approve Policy 4205 – Personnel – Substitute Teachers. (See enclosure.)

H.1. First Reading of Policy 3410 – Support Services – Business – Investing - General

October 16, 2006

Page 2

- H.2. Motion by _____, seconded by _____, to approve Rule 4100.1 – Personnel – Recruitment and Selection – Certificated Staff. (See enclosure.)
- H.3. Motion by _____, seconded by _____, to approve Rule 4100.2 – Personnel – Recruitment and Selection – Non Certificated Staff. (See enclosure.)
- H.4. Motion by _____, seconded by _____, to approve Rule 4100.3 – Personnel – Employment Contracts. (See enclosure.)
- H.5. Motion by _____, seconded by _____, to approve Rule 4205.1 – Personnel – Substitute Teachers. (See enclosure.)
- H.6. Motion by _____, seconded by _____, to reaffirm Policy 7310 – Technology – Internet Safety – Filtering. (See enclosure.)
- H.7. Motion by _____, seconded by _____, to reaffirm Rule 7310.1 – Technology – Internet Safety – Filtering. (See enclosure.)
- H.8. Motion by _____, seconded by _____, to approve Personnel Actions: Resignation(s), and New Hire(s). (See enclosure.)
- H.9. Motion by _____, seconded by _____, to go into Executive Session in regards to the Chicano Awareness Center Lawsuit against the Millard Public Schools.

I. Reports:

- 1. Construction Report
- 2. Personnel Report
- 3. Advanced Placement Report
- 4. Peru State/UNO Early Entry Program
- 5. Quarterly Investment Report
- 6. Quarterly Operation & Maintenance Report
- 7. Quarterly Food Service Report
- 8. Quarterly Non-Bond Construction Report
- 9. Post Graduation Follow-up Survey Report
- 10. Exiting Senior Survey Report

J. Future Agenda Items/Board Calendar

- 1. Board of Education Meeting on Monday, November 6, 2006 at 7 p.m. at the Don Stroh Administration Center, 5606 South 147th Street.
- 2. Committee of the Whole Meeting on Monday, November 13, 2006 at the Don Stroh Administration Center, 5606 South 147th Street
- 3. Nebraska Association of School Board's State Education Conference on November 15-17, 2006 at the Holiday Inn Central
- 4. Board of Education Meeting on Monday, November 20, 2006 at 7 p.m. at the Don Stroh Administration Center, 5606 South 147th Street

October 16, 2006

Page 3

5. Board of Education Meeting on Monday, December 4, 2006 at 7 p.m. at the Don Stroh Administration Center, 5606 South 147th Street.
6. Committee of the Whole Meeting on Monday, December 11, 2006 at the Don Stroh Administration Center, 5606 South 147th Street
7. Board of Education Meeting on Monday, December 18, 2006 at 7 p.m. at the Don Stroh Administration Center, 5606 South 147th Street

K. Public Comments - This is the proper time for public questions and comments on any topic. Please make sure a request form is given to the Board President before the meeting begins.

L. Adjournment

All items indicated by an asterisk (*) will comprise the Consent Agenda and may be acted on in a single motion. Items may be deleted from the Consent Agenda by request of any board member.

MILLARD PUBLIC SCHOOLS
SCHOOL DISTRICT NO 17

A meeting was held of the Board of Education of the School District No. 17, in the County of Douglas in the State of Nebraska. This meeting was convened in open and public session at 7:00 p.m., Monday, October 2, 2006, at the Don Stroh Administration Center, 5606 South 147th Street.

PRESENT: Brad Burwell, Linda Poole, Jean Stothert, Julie Johnson, Mike Kennedy, and Mike Pate

Notice of this meeting was given in advance thereof by publication in the Daily Record on, September 29, 2006; a copy of the publication is being attached to these minutes. Notice of this meeting was given to all members of the Board of Education and a copy of their Acknowledgment of Receipt of Notice and the agenda are attached to these minutes. Availability of the agenda was communicated in advance notice and in the notice of the Board of Education of this meeting. All proceedings hereafter shown were taken while the convened meeting was open to the attendance of the public.

At 7 p.m. Mr. Burwell announced the location of the "Open Meeting Law" information. Mr. Burwell called the meeting to order and asked everyone to say the Pledge of Allegiance.

Roll call was taken and all board members were present.

Motion by, Mike Kennedy, seconded by Jean Stothert, to approve the Board of Education Minutes of September 18, 2006, to approve the bills, and to receive the Treasurer's Report and place on file. Upon roll call vote, all members voted aye. Motion carried.

Superintendent's Report:

1. There are meetings scheduled within the next couple of weeks with Congressman Lee Terry, Governor Heineman, and congressional candidate Jim Esch.
2. Wednesday, October 4, 2006 will be the NASB Area Membership Meeting at Quarry Oaks at 5:30 p.m.
3. The District has joined a benchmark groups that will be meeting in Olathe, KS at the end of October. There will be three or four people from Millard attending to talk about Strategic Planning as discussions take place on benchmarks with comparable school districts across the United States.
4. On Thursday, October 5, 2006 at 3:30 p.m. board members and the Superintendent will meet with members of the International Baccalaureate visitation team at Millard North Middle School.
5. Any input on the discussion of a curriculum audit board members were asked to call Dr. Lutz.
6. The District just kicked-off the campaigns for United Way and the Millard Public Schools Foundation. Angelo Passarelli has led the United Way group in making sure that the District is included in a group called the "Fabulous Fifty", which is one of the

top honors from United Way for organizations that contribute back to the City of Omaha.

Comments from the Board:

Mike Kennedy has received a couple of calls at to what is happening with “One City, One School District”, and LB 1024. He reassured everyone that the Board of Education, the Superintendent and legal counsel are on top of this situation. Mr. Kennedy said a lawsuit like this one could take as long as two to four years. He continued by saying, that District Court judges are deemed to be in error, and then the Supreme Court takes over, but that is why they are there. The Board is on top of the situation, he reiterated.

Linda Poole attended the National School Boards Association Council of Urban Boards of Education conference last week. One reason she attended the meeting was because the Omaha Public Schools was doing a presentation on LB1024. The presenters from Omaha Public Schools included Dr. John Mackiel, Dave Petersen, Sandy Jensen, and Ben Gray, who is a community activist in OPS. It was known back in June that OPS would be making this presentation, and at that time Mrs. Poole called and talked to the chairperson of the Council of Urban Board of Education indicating the group should be willing to hear both sides of the story on LB 1024. Mr. Perkins, chairperson from CUBE, did not return a call made by Mrs. Poole. When she arrived at the Conference she found out that the Council of the Urban Boards of Education had decided to oppose LB 1024. Mrs. Poole reported she audio taped the session.

Mrs. Poole continued by saying the most offensive speaker was Ben Gray when he said, “people in the suburbs and outside the city limits of Omaha are people with privilege. These are white people with white privilege. They don’t have to hear what people without privilege don’t have. Others are trying to manipulate and saying what OPS is doing is wrong.” Mrs. Poole provided additional quotes from Mr. Gray.

Mrs. Poole talked with Anne Bryant, Executive Director of the National School Boards Association, and told her she had other individuals from various states come up to her and said they were offended by the comments that were made during the presentation, and that those comments were very racist against Caucasian people. Mrs. Poole told Ms. Bryant she didn’t think the National School Boards Association should have allowed the meeting, and asked for it to be investigated.

Mrs. Poole said it was had to listen to people say that other districts, other than OPS, didn’t care about other people’s children, because that certainly in not true.

Mike Pate said he is ashamed that this situation has continued with more litigation. He has talked with his constituencies about the continued litigation, and OPS’s standpoint. He is hearing them say they are deeply frustrated with what is happening, not with LB 1024, but just the fact that it is being tied up and there is not resolution to the issue. People want to get back to the education of their children.

October 2, 2006

Page 3

Mr. Pate said it would be in everyone best interest if all the parties could come together in a professional and meaningful way, and discuss and debate the real issues. He recommended to all school districts affected by this situation to adhere by the current law.

Mr. Pate reported that the Millard Public Schools Foundation met last week. They received a report from the investment representative from Wells Fargo, and indicated the investments are doing quite well. The Foundation is investigating other potential programs that they could sponsor. If anyone has any ideas or suggestions of potential programs, please let Mr. Pate or Dr. Lutz know about them.

Mr. Pate indicated that because of the ongoing litigation the Millard Public Schools Foundation board did approve funds for continued support.

Mr. Pate has encouraged everyone, especially students to be aware of situations around them and to not be afraid of talking with people about any situations.

Brad Burwell reported that he will attend the NASB Area Membership meeting, the Strategic Planning Session, and will be at the International Baccalaureate visitation at North Middle School.

Mr. Burwell recognized two Leadership Academy groups who were in attendance at the meeting.

Motion by Mike Kennedy, seconded by Linda Poole, to approve Policy 6200 – Curriculum, Instruction, and Assessment – Taught Curriculum – Instructional Delivery. Upon roll call vote, all members voted aye. Motion carried.

Motion by Jean Stothert, seconded by Julie Johnson, to approve the Superintendent's Goals for 2006-2007. Upon roll call vote, all members voted aye. Motion carried.

Julie Johnson provided the first reading of Policy 4100 – Personnel – Recruitment, selection, and Non-Discrimination. This policy will be on the next board agenda for approval.

Jean Stothert provided the first reading of Policy 4205 – Personnel – Substitute Teachers. This policy will be on the next board agenda for approval.

Motion by Linda Poole, seconded by Jean Stothert, to approve Rule 6200.1 – Curriculum, Instruction, and Assessment – Taught Curriculum – Instructional Delivery. Upon roll call vote, all members voted aye. Motion carried.

Motion by Mike Kennedy, seconded by Jean Stothert, to reaffirm Policy 6020 – Curriculum, Instruction, and Assessment – School Calendar, Rule 6020.1 – Curriculum, Instruction, and Assessment – School Calendar – School Calendar, and Rule 6020.2 – Curriculum, Instruction, and Assessment – School Calendar – Emergency Dismissal. Upon roll call vote, all members voted aye. Motion carried.

Motion by Linda Poole, seconded by Jean Stothert, to approve Rule 6330.2 – Curriculum, Instruction, and Assessment – Grading Guidelines for Kindergarten – Second Grade. Upon roll call vote, all members voted aye. Motion carried.

Motion by Linda Poole, seconded by Julie Johnson, to approve Personnel Actions: Amendment to Contract: Amanda Hegge, and New Hire: Monica Bachman. Upon roll call vote, all members voted aye. Motion carried.

Litigation was delayed to the end of the meeting for Executive Session.

Reports included: An Enrollment Report, a Summer School Report, and a CSMI – II Move Update.

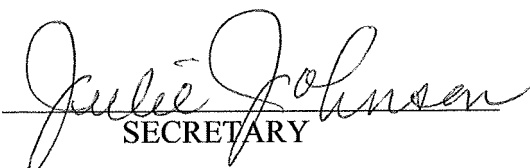
Future Agenda Items/Board Calendar: The NASB Area Membership Meeting will be held on Wednesday, October 4, 2006 at Quarry Oaks at 5:30 p.m. A Committee of the Whole Meeting will be held on Monday, October 9, 2006 at 7 p.m. at the Don Stroh Administration Center, 5606 South 147th Street. A Strategic Planning Session will be held on Friday, October 13, 2006 at 8:00 a.m. at Champions Run, 13800 Eagle Run Dr. A Board of Education Meeting will be held on Monday, October 16, 2006 at 7 p.m. at the Don Stroh Administration Center, 5606 South 147th Street. A Board of Education Meeting will be held on Monday, November 6, 2006 at 7 p.m. at the Don Stroh Administration Center, 5606 South 147th Street. A Committee of the Whole Meeting will be held on Monday, November 13, 2006 at the Don Stroh Administration Center, 5606 South 147th Street. The Nebraska Association of School Board's State Education Conference will be on November 15-17, 2006 at the Holiday Inn Central. A Board of Education Meeting will be held on Monday, November 20, 2006 at 7 p.m. at the Don Stroh Administration Center, 5606 South 147th Street.

At 7:51 p.m. a motion by Jean Stothert, seconded by Julie Johnson, to go into Executive Session in regards to the Chicano Awareness Center lawsuit against the Millard Public School's. Upon roll call vote, all members voted aye. Motion carried.

Brad Burwell said the board will be going into Executive Session in regards to the Chicano Awareness Center lawsuit against the Millard public Schools.

Motion by Jean Stothert, seconded by Julie Johnson, to come out of Executive Session. Upon roll call vote, all members voted aye. Motion carried.

Brad Burwell adjourned the meeting.


SECRETARY

Millard Public Schools
October 16, 2006

Millard Public Schools

Check Register

13

Prepared for the Board Meeting of October 16, 2006

Check No	Vend No	Vendor Name	Amount
267793	011651	AMERICAN EXPRESS	6,307.75
267794	107454	CHRISTOPHER COLLING	135.00
267795	133553	LINDSAY FERGUSON	50.76
267796	135639	CHRISTINA FIALA	50.76
267797	106660	GLASSMASTERS INC	646.95
267798	133426	ADAM HAMILTON	50.76
267800	067253	NATIONAL ASSOC OF SECONDARY	318.00
267801	135718	NATIONAL ASSOCIATION FOR PUPIL	425.00
267802	130261	NEBRASKA SCHOOL TRANS. ASSOCIATION	15.00
267803	107732	BRIAN L NELSON	260.00
267804	109843	NEXTEL PARTNERS INC	16,816.12
267805	067027	NSBA REGISTRATION	35.00
267806	135719	TORIN OTIS	25.38
267807	135627	JENNIFER PARKER	75.00
267808	108123	PETTY CASH/CODY ELEMENTARY	100.00
267811	081630	SAM'S CLUB DIRECT	565.20
267812	135553	SUSAN SEVENER	53.99
267813	088654	TARGET	64.37
267814	134131	STORM THRONE	76.14
267815	090677	UNITED WAY OF THE MIDLANDS	15.00
267816	107354	STEPHEN W. VENTEICHER	260.00
267817	135678	EMILY MARIE WAGEMAN	50.76
267820	107454	CHRISTOPHER COLLING	135.00
267822	135740	DEPARTMENT OF HEALTH & HUMAN SVCS	100.00
267823	106773	FIRST NATIONAL BANK VISA	7,475.97
267825	135735	GEORGE W JELKIN	184.00
267827	130085	CAROLYN A HANKE	140.38
267828	106801	CLARA G HOOVER	24.09
267829	060133	SHIRLEY K LUETH	78.92
267830	060153	KEITH W LUTZ	50.92
267832	107732	BRIAN L NELSON	260.00
267833	108193	NFHS	225.00
267834	069689	AMSAN LLC	179.56
267835	133579	NOTARY PUBLIC UNDERWRITERS INC	94.50
267838	099266	USA TODAY	134.99
267839	107354	STEPHEN W. VENTEICHER	120.00
268235	109079	ALLTEL CORPORATION	54.47
268237	107541	APPLIED INFORMATION MANAGEMENT	1,125.00
268238	012507	AT&T	1,019.81
268239	010083	ATS MOBILE TELEPHONE CO INC	131.42
268240	132608	BARNES DISTRIBUTION	214.11
268243	019111	BISHOP BUSINESS EQUIPMENT	45.00
268244	101364	BOOKWORM	191.61
268245	135676	SHIRLEY K BORGUM	41.70
268246	019835	BOYS TOWN NATIONAL	1,056.96
268247	134874	CHRISTI D BUELL	118.44

Date: 10/11/06

Millard Public Schools

Check Register

14

Prepared for the Board Meeting of October 16, 2006

Check No	Vend No	Vendor Name	Amount
268249	134198	MELISSA K BYINGTON	704.00
268250	135743	CAPITOL BINDERY INC	140.00
268251	106851	CHILDREN'S HOME HEALTHCARE	7,380.00
268253	133818	CONNECTIVITY SOLUTIONS	14,083.00
268257	108215	DEBRA R CARLSON	54.57
268258	109021	PATRICIA A CRUM	100.00
268259	106893	CULLIGAN WATER CONDITIONING	53.63
268261	135747	DANA L BLAKELY	14.22
268262	132975	PRIORITY TRAINING & CONSULTING INC	4,800.00
268264	134777	KATHY C DEBOER	73.75
268266	133130	DOUGLAS SARPY 4H OFFICE	90.00
268267	036520	EASTERN NE HUMAN SERVICES AGENCY	10,935.00
268269	037525	EDUCATIONAL SERVICE UNIT #3	1,767.50
268270	135755	ZACHARY ELLIS	50.76
268271	135725	MEAGAN ENTICKNAP-SMITH	59.00
268272	135726	LAURA FERRO	53.40
268273	133960	FIREGUARD INC	148.55
268274	135750	KELLY A GOHR	10.51
268275	044992	CATHERINE D GREENWALD	689.61
268277	047853	HAPPY CAB COMPANY INC	20,985.30
268278	056820	HARRY A KOCH COMPANY	17,819.00
268280	045329	HMS BROWN BAGGERS	102.24
268281	099759	HOLIDAY INN OF KEARNEY	89.95
268282	051573	IDEAL PURE WATER	25.00
268284	102958	INTERSTATE ALL BATTERY CENTER	60.00
268285	100928	J.W. PEPPER & SON INC.	219.00
268286	135727	NORMA JAIME	34.71
268287	133037	JENSEN TIRE COMPANY	269.86
268289	133923	KUBAT PHARMACY/HEALTHCARE	3,313.00
268290	135728	SANDI R LARSON	881.14
268291	133932	MICHELE L LEIBROCK	28.52
268292	135753	KIM A LINSTROM	91.08
268293	135754	MICHAEL J LONGACRE	126.90
268294	131397	LOWE'S HOME CENTERS INC	889.49
268295	106949	LUCY MADSEN	19.28
268296	134342	MICHELLE M MADSEN	188.82
268297	132149	DAVID MARKSON	3,461.14
268299	108052	MAX I WALKER	237.30
268300	135745	LESLIE P MCFEE	9.88
268301	135752	MAUREEN E MCMAHON	131.91
268303	101274	MEDICAL TECHNOLOGIES INC	664.00
268305	064834	MID-AMERICA COUNCIL BOY SCOUTS	240.00
268306	065233	MIDWEST TURF & IRRIGATION INC	142.02
268307	065950	MODERN SOUND PICTURES, INC.	3,250.00
268308	135729	A CYNTHIA MONGE	56.07
268309	134787	KENDALL A MORRISEY	9.52

Date: 10/11/06

Millard Public Schools

Check Register

15

Prepared for the Board Meeting of October 16, 2006

Check No	Vend No	Vendor Name	Amount
268310	066510	DANIEL M MURPHY	103.62
268311	106114	NASSP CONVENTION	290.00
268312	108059	NEBRASKA COMMISSION OF	25.00
268313	068415	NEBRASKA COUNCIL OF SCHOOL	1,260.00
268314	135751	EMILY N NENEMAN	88.97
268315	135214	DAVID NOU	20.03
268316	100013	OFFICE DEPOT BUS. SVCS. DIV.	1,747.43
268318	099302	PEGLER-SYSCO FOOD SERVICE CO	607.71
268320	072382	SHEILA M PHELPS	10.56
268321	130721	MARY J PILLE	281.15
268323	072850	PLAYTIME EQUIPMENT & SCHOOL SUPPLY	911.40
268324	134531	MIKE GUTHRIE	80.00
268328	078280	INDEPENDENCE MOTEL PROPERTIES LP	79.95
268329	078420	RAWSON & SONS ROOFING, INC.	12,685.00
268330	078670	REAMS SPRINKLER SUPPLY COMPANY INC	444.39
268331	079106	PATRICIA W RHODES	107.49
268333	135748	MARY A RITZDORF	25.68
268336	133389	RYAN D SAUNDERS	137.00
268339	098765	SECURITY BENEFIT LIFE INS CO	0.00
268340	135744	CLAUDIA P SUCHA	20.00
268341	135731	MOHANRAJ SUDHAKAR	31.15
268342	133207	SUNGARD PENTAMATION INC	1,480.00
268343	088654	TARGET	173.51
268346	051572	THOMSON LEARNING	16,699.56
268347	135278	MARCEE L TIMMERMANS	95.00
268348	131446	TOSHIBA AMERICA INFO SYS INC	96.00
268349	131446	TOSHIBA AMERICA INFO SYS INC	12,256.69
268350	090678	UNISOURCE	4,477.60
268352	092323	VIRCO MANUFACTURING CORP	3,212.30
268353	109122	CONNIE L VLCEK	13.50
268359	134077	JAYME M WRATCHFORD	24.00
268360	135193	YANKEE HILL BRICK MFG CO	29.40
268361	096200	YOUNG & WHITE	13,572.77
268362	098765	SECURITY BENEFIT LIFE INS CO	54,615.29
Total for GENERAL FUND			259,853.57
19957	133502	ARAMARK	235,431.48
19958	109843	NEXTEL PARTNERS INC	183.35
19959	134892	JOHN CHARLES ADAIR	6.75
19960	097090	AMERICAN BOILER COMPANY	201.00
19961	102237	AUTO STATION	409.72
19962	131267	JUSTIN H. BAINBRIDGE	128.25
19963	134895	JESSICA M BLUM	27.00
19964	135666	DAVID A BRIGGS	20.25
19965	135354	ANDREW BROWN	6.75
19966	135736	AUSTIN BURDEN	27.00
19967	131619	C E SUNDBERG CO	101.23

Date: 10/11/06

Millard Public Schools

Check Register

16

Prepared for the Board Meeting of October 16, 2006

Check No	Vend No	Vendor Name	Amount
19968	133617	CONOCOPHILLIPS	89.12
19969	106893	CULLIGAN WATER CONDITIONING	15.87
19970	134033	LOGAN DAVIS	91.13
19971	135667	MARK DJUBEK	10.13
19972	010178	LINDA M DOYLE	42.28
19973	038100	ELECTRIC FIXTURE & SUPPLY	150.20
19974	132024	HOLLY ANNE FECH	81.00
19975	010670	GOODWIN TUCKER GROUP	3,573.59
19976	044950	GRAINGER INDUSTRIAL SUPPLY	235.21
19977	010250	GREATER OMAHA REFRIGERATION	227.04
19978	134024	GRACE GREENWOOD	13.50
19979	130968	JEANNE M HENDERSON	3.84
19980	049844	HYDRONIC ENERGY INC	324.00
19981	102958	INTERSTATE ALL BATTERY CENTER	23.88
19982	054630	JOHNSTONE SUPPLY	146.41
19983	135668	NICHOLAS T KING	101.25
19984	135669	SHANE R KOHL	16.88
19985	135670	EDWARD T KRASKA	20.25
19986	100082	MCCORMACK DISTRIBUTING COMPANY	49.92
19987	133180	CHRISTOPHER MCEVOY	182.25
19988	135671	MICHAEL J MCGREGOR	30.38
19989	134222	JAKE A MCWAIN-CALLAHAN	27.00
19990	133115	JUSTIN D MCWILLIAMS	129.94
19991	131475	VINCENTE MENDOZA	135.00
19992	135672	ZACHARY J METZGER	151.88
19993	107993	MILLARD PUBLIC SCHOOLS SUMMER	825.50
19994	135737	CASSANDRA M MUNSON	27.00
19995	134890	SAMUEL W MUNZESHEIMER	27.00
19996	135738	PATRICK D PESTELLO	20.25
19997	134150	DAVID ALEXANDER PETERSON	60.75
19998	099907	ELAINE A RUST	9.50
19999	134038	KHYLEEN VICTORIA SCARBROUGH	70.88
20000	135673	JERUS J SIME	20.25
20001	135054	MICHELLE E SMITH	101.25
20002	134891	NICHOLAS AJ SWANSON	27.00
20003	135739	ELIJAH TYNES	33.75
20004	090214	UNITED ELECTRIC SUPPLY CO INC	157.53
20005	132028	ELIZABETH VANCANTI	59.06
20006	135674	BRIAN A VICARS	20.25
20007	135675	ALEXANDER G WULFF	40.50
Total for FOOD SERVICE			243,915.20
267821	132975	PRIORITY TRAINING & CONSULTING INC	825.00
268241	133480	BERINGER CIACCIO DENNELL MABREY	132.00
268252	025689	COMPUTER CABLE CONNECTION INC	945.00
268265	107232	DLR GROUP INC	85.40
268268	132827	EDDY CONTRACTING	1,383.85

Date: 10/11/06

Millard Public Schools

Check Register

17

Prepared for the Board Meeting of October 16, 2006

Check No	Vend No	Vendor Name	Amount
268327	134598	PRIME COMMUNICATIONS INC	6,189.55
268332	106416	RIFE CONSTRUCTION INC	174,632.00
268334	134824	ROOFING SOLUTIONS INC	25,599.04
268335	079440	ROSENBAUM ELECTRIC INC	19,309.11
268337	081880	SCHEMMER ASSOCATES INC	1,255.50
268338	131699	SCOTT ENTERPRISES, INC.	4,008.45
268344	132452	TERRACON INC	980.75
Total for SPECIAL BUILDING			235,345.65
268234	010040	A & D TECHNICAL SUPPLY CO INC	19.01
268236	133174	AMERICAN SECURITY SERVICES INC	80.00
268241	133480	BERINGER CIACCIO DENNELL MABREY	3,801.50
268248	133503	ROBERT E BERRY	3,000.00
268252	025689	COMPUTER CABLE CONNECTION INC	21,789.00
268254	135287	CONSTRUCT INC	538,861.00
268256	108436	COX COMMUNICATIONS INC	179.56
268260	134721	CYC CONSTRUCTION INC	3,634.92
268265	107232	DLR GROUP INC	9,227.20
268278	056820	HARRY A KOCH COMPANY	7,801.00
268288	056724	KINKO'S	123.37
268302	107298	MECO-HENNE CONTRACTING, INC.	428,780.00
268317	071760	PATTON EQUIPMENT COMPANY INC	603.82
268334	134824	ROOFING SOLUTIONS INC	6,482.52
268344	132452	TERRACON INC	3,903.50
268345	108099	THIELE GEOTECH INC	2,060.00
268354	054657	W BOYD JONES CONSTRUCTION CO	435,384.00
268355	092789	WALDINGER CORPORATION	4,685.00
268357	105619	WESTERN TRAILER LEASING INC	135.00
Total for CONSTRUCTION			1,470,550.40
267799	135717	JIM MANGIMELI	100.00
267809	135720	BECKY RAGO	300.00
267823	106773	FIRST NATIONAL BANK VISA	164.10
267824	134223	TERESA J FRIDRICH	45.00
267826	132287	CARI J GUTHRIE	91.29
267831	107416	NATIONAL GEOGRAPHIC SOCIETY	0.00
267836	132837	READERS DIGEST NATIONAL WORD	50.00
267837	130851	SEARCH INSTITUTE	1,150.00
267840	107416	NATIONAL GEOGRAPHIC SOCIETY	60.00
267841	107416	NATIONAL GEOGRAPHIC SOCIETY	60.00
268242	135682	JESSICA BERNTH	157.50
268247	134874	CHRISTI D BUELL	32.93
268255	131852	GINA M COSTELLO	198.14
268263	135662	KATHRYN ANN DAVIS	160.00
268288	056724	KINKO'S	240.95
268297	132149	DAVID MARKSON	738.86
268298	102512	RICHARD PIDCOCK	146.00

Date: 10/11/06

Millard Public Schools

Check Register

18

Prepared for the Board Meeting of October 16, 2006

Check No	Vend No	Vendor Name	Amount
268304	134817	METROPOLITAN CHILD ADVOCACY	75.00
268319	133633	PESI HEALTHCARE	495.00
268322	135730	HAROLD WARP PIONEER VILLAGE FDNTN	1,252.95
268326	073355	PRIDE OMAHA INC	660.00
268351	068840	UNIVERSITY OF NEBRASKA AT OMAHA	6,522.51
268356	135746	NICOLE K WEIDEMAN	212.65
268358	134027	DAN A WHIPKEY	34.14
Total for GRANT FUND			12,947.02
268283	108348	INDEPENDENT SYSTEMS INC	2,048.00
268332	106416	RIFE CONSTRUCTION INC	6,095.11
Total for DEPRECIATION			8,143.11
267810	132218	READ ALOUD NEBRASKA	4,350.00
268279	135749	TIM HEDEGAARD	90.00
268325	101892	PRIDE HOME SERVICES INC.	250.00
268332	106416	RIFE CONSTRUCTION INC	579.89
Total for ACTIVITY FUND			5,269.89
Report Total			2,236,024.84

Current Cash Balance Report

Date: 08/01/2006 thru 08/31/2006

Group ID and Activity Number

Activity Number and Name	Beginning Cash	Receipts	Disbursements	Adjustments	Cash Balance
A General Funds					
100 General	80,782.16	0.00	12.18	0.00	80,769.98
150 Petty Cash	0.00	0.00	0.00	0.00	0.00
170 DSAC Vending	265.84	40.00	31.47	0.00	274.37
180 Interest Earned - Checking	10,044.69	397.97	0.00	0.00	10,442.66
190 Interest on Savings	32,523.75	0.00	0.00	0.00	32,523.75
A General Funds Totals:	123,616.44	437.97	43.65	0.00	124,010.76
B Administrative Custody Accts					
200 Staff Development	0.00	0.00	0.00	0.00	0.00
209 MPS Activities Calendar	3,150.00	5,000.00	2,500.00	0.00	5,650.00
210 Activity Express	100,866.22	3,670.00	48.14	0.00	104,488.08
211 Logo Sales	3,347.04	1,715.00	1,928.00	0.00	3,134.04
213 Student Showcase	60.00	0.00	0.00	0.00	60.00
215 HAL Field Trips/Preschool	0.78	0.00	144.00	0.00	-143.22
220 WF Student Donation	3,920.04	0.00	0.00	0.00	3,920.04
230 Hospitality	0.05	0.00	0.00	0.00	0.05
235 Educational Services Hospitality	213.49	0.00	0.00	0.00	213.49
240 No Longer Used	0.00	0.00	0.00	0.00	0.00
245 Paybac	0.00	0.00	0.00	0.00	0.00
B Administrative Custody Accts Totals:	111,557.62	10,385.00	4,620.14	0.00	117,322.48
C School Custody Accts					
300 Instrument Rental	68,420.62	0.00	0.00	0.00	68,420.62
310 South Swim Lessons	12,270.00	0.00	0.00	0.00	12,270.00
320 North Swim Lessons	30,450.50	0.00	0.00	0.00	30,450.50
325 West Swim Lessons	46,940.00	0.00	0.00	0.00	46,940.00
330 North Open Swim	0.00	0.00	0.00	0.00	0.00
335 West Open Swim	4,530.00	0.00	0.00	0.00	4,530.00
340 South Open Swim	0.00	0.00	0.00	0.00	0.00
350 Maintenance Vending	3,306.24	0.00	0.00	0.00	3,306.24
355 Tech Vending	983.60	0.00	0.00	0.00	983.60
360 Facility Use Rental Fee	70,493.00	6,963.75	0.00	0.00	77,456.75
365 Facility Use Building Access	99,630.43	14,740.30	0.00	0.00	114,370.73
366 Facility Use Staffing	15,290.25	1,697.75	0.00	0.00	16,988.00
370 No Longer Used	0.00	0.00	0.00	0.00	0.00
400 Check Collection	13.65	124.50	124.50	0.00	13.65
500 District Wide Coca-Cola	7,926.50	0.00	0.00	0.00	7,926.50
C School Custody Accts Totals:	360,254.79	23,526.30	124.50	0.00	383,656.59
D Investments					
900 Savings	-145,731.26	0.00	0.00	0.00	-145,731.26
D Investments Totals:	-145,731.26	0.00	0.00	0.00	-145,731.26
Q Extra-Curriculars					
1020 HAL Field Trips	0.00	0.00	0.00	0.00	0.00
1030 Parent Pay PreSchool	0.00	0.00	0.00	0.00	0.00
Q Extra-Curriculars Totals:	0.00	0.00	0.00	0.00	0.00
Report Totals:	449,697.59	34,349.27	4,788.29	0.00	479,258.57

Current Cash Balance Report

ALL Data

Date: 08/01/2006 thru 08/31/2006

Activity Number and Name	Beginning Cash	Receipts	Disbursements	Adjustments	Cash Balance
A ACTIVITY GENERAL FUND					
100 VENDING	1,775.09	0.00	0.00	0.00	1,775.09
110 GENERAL FUND	27,756.04	29.09	552.71	0.00	27,232.42
111 INTEREST EARNED CHECKING	1,049.58	0.00	0.00	0.00	1,049.58
A ACTIVITY GENERAL FUND Totals:	30,580.71	29.09	552.71	0.00	30,057.09
D CLUBS AND ORGANIZATIONS					
501 STUDENT COUNCIL	512.40	0.00	1,094.50	0.00	-582.10
502 ENVIRONMENTAL CLUB	-19.50	0.00	0.00	0.00	-19.50
503 MUSIC CLUB	38.37	0.00	0.00	0.00	38.37
504 LEADERSHIP PROGRAM	2,469.89	0.00	0.00	0.00	2,469.89
D CLUBS AND ORGANIZATIONS Totals:	3,001.16	0.00	1,094.50	0.00	1,906.66
E ADMINISTRATIVE CUSTODIAL ACCT					
601 CROSSING GUARD	0.00	0.00	0.00	0.00	0.00
602 HOSPITALITY	-29.47	0.00	0.00	0.00	-29.47
610 MEDIA	2,526.89	0.00	111.45	0.00	2,415.44
615 FIELD TRIPS	-6,559.71	0.00	378.00	0.00	-6,937.71
620 TEACHER PTO	0.00	0.00	0.00	0.00	0.00
625 TEACHER FUND	525.52	0.00	0.00	0.00	525.52
630 R.E.A.D.	0.00	0.00	0.00	0.00	0.00
E ADMINISTRATIVE CUSTODIAL ACCT Totals:	-3,536.77	0.00	489.45	0.00	-4,026.22
F DISTRICT CUSTODIAL ACCT.					
700 REIMBURSEMENT	0.00	0.00	0.00	0.00	0.00
720 CONVENTION	0.00	0.00	0.00	0.00	0.00
F DISTRICT CUSTODIAL ACCT. Totals:	0.00	0.00	0.00	0.00	0.00
Q Extra Curricular Activities					
1000 Kindergarten field trips	230.00	0.00	0.00	0.00	230.00
1010 1st Grade Field Trips	747.21	0.00	0.00	0.00	747.21
1020 2nd Grade Field Trips	1,179.70	0.00	0.00	0.00	1,179.70
1030 3rd Grade Field Trips	1,611.95	0.00	0.00	0.00	1,611.95
1040 4th Grade Field Trips	845.45	0.00	0.00	0.00	845.45
1050 5th Grade Field Trips	1,881.63	0.00	0.00	0.00	1,881.63
Q Extra Curricular Activities Totals:	6,495.94	0.00	0.00	0.00	6,495.94
R Other Activities					
2000 Leadership Academy	-3,210.09	0.00	0.00	0.00	-3,210.09
2010 Saturday Recreation	1,090.85	0.00	0.00	0.00	1,090.85
R Other Activities Totals:	-2,119.24	0.00	0.00	0.00	-2,119.24
Report Totals:	34,421.80	29.09	2,136.66	0.00	32,314.23

Current Cash Balance Report

Date: 08/01/2006 thru 08/31/2006

Arranged by:
Group ID and Activity Number

Activity Number and Name	Beginning Cash	Receipts	Disbursements	Adjustments	Cash Balance
110	0.00	0.00	0.00	0.00	0.00
Totals:	0.00	0.00	0.00	0.00	0.00
A ACTIVITY GENERAL FUND					
100 VENDING	963.73	399.40	55.86	0.00	1,307.27
110 GENERAL FUND	108.94	1,583.75	1,612.48	-21.31	58.90
115 INTEREST EARNED CHECKING	141.53	15.98	0.00	0.00	157.51
A ACTIVITY GENERAL FUND Totals:	1,214.20	1,999.13	1,668.34	-21.31	1,523.68
D CLUBS AND ORGANIZATIONS					
501 STUDENT COUNCIL	536.04	0.00	31.92	0.00	504.12
515 Art Club	111.78	0.00	0.00	0.00	111.78
520 yearbook	3,269.71	10.00	2,800.00	0.00	479.71
525 Landscaping	1,227.14	0.00	0.00	0.00	1,227.14
530 Watch D.O.G.S.	0.00	0.00	0.00	0.00	0.00
535 Choir	40.25	0.00	0.00	0.00	40.25
540 Field Day	1.00	0.00	0.00	0.00	1.00
D CLUBS AND ORGANIZATIONS Totals:	5,185.92	10.00	2,831.92	0.00	2,364.00
E ADMINISTRATIVE CUSTODIAL ACCT					
601 SOCIAL	293.86	0.00	442.15	0.00	-148.29
602 HOSPITALITY	-21.31	0.00	0.00	21.31	0.00
605 D.A.R.E.	0.00	0.00	0.00	0.00	0.00
610 LIBRARY	6,567.97	0.00	67.30	0.00	6,500.67
615 FIELD TRIP	-9,014.95	0.00	1,170.00	9,243.93	-941.02
620 Art K-5	3,361.02	0.00	1,517.30	0.00	1,843.72
625 BIRTHDAY BOOK CLUB	731.47	0.00	0.00	0.00	731.47
630 Fundraiser	788.84	0.00	0.00	0.00	788.84
635 Powers Fund	382.26	0.00	250.00	0.00	132.26
E ADMINISTRATIVE CUSTODIAL ACCT Totals:	3,089.16	0.00	3,446.75	9,265.24	8,907.65
F DISTRICT CUSTODIAL					
700 REIMBURSEMENT	0.00	0.00	0.00	0.00	0.00
720 CONVENTION	0.00	0.00	0.00	0.00	0.00
F DISTRICT CUSTODIAL Totals:	0.00	0.00	0.00	0.00	0.00
Q FEE FUND					
1000 Field Trips	0.00	0.00	0.00	0.00	0.00
1001 Kdg. Field Trips	1,965.75	0.00	0.00	-1,965.75	0.00
1010 First Grade Field Trip	1,262.30	0.00	0.00	-1,262.30	0.00
1020 Second Grade Field Trip	1,422.05	0.00	0.00	-1,422.05	0.00
1030 Third Grade Field Trip	2,520.38	0.00	0.00	-2,520.38	0.00
1040 Fourth Grade Field Trip	1,086.90	0.00	0.00	-1,086.90	0.00
1050 Fifth Grade Field Trip	931.35	156.00	0.00	-931.35	156.00
1070 Sped Field Trip	55.20	0.00	0.00	-55.20	0.00
Q FEE FUND Totals:	9,243.93	156.00	0.00	-9,243.93	156.00
Report Totals:	18,733.21	2,165.13	7,947.01	0.00	12,951.33

9/28/06 *Miguel Madsen*
 9/28/06 *Miguel Madsen*

Current Cash Balance Report

Date: 08/01/2006 thru 08/31/2006

Group ID and Activity Number

Activity Number and Name	Beginning Cash	Receipts	Disbursements	Adjustments	Cash Balance
A ACTIVITY GENERAL FUND					
100 VENDING	624.61	147.69	0.00	0.00	772.30
110 GENERAL FUND	8,888.62	2,084.25	3,580.71	0.00	7,392.16
120 INTEREST EARNED CHECKING	115.09	15.97	0.00	0.00	131.06
A ACTIVITY GENERAL FUND Totals:	9,628.32	2,247.91	3,580.71	0.00	8,295.52
D CLUBS AND ORGANIZATIONS					
501 STUDENT COUNCIL	8.19	0.00	0.00	0.00	8.19
D CLUBS AND ORGANIZATIONS Totals:	8.19	0.00	0.00	0.00	8.19
E ADMINISTRATIVE CUSTODIAL ACCT					
602 HOSPITALITY	34.96	0.00	0.00	0.00	34.96
610 LIBRARY	318.61	0.00	0.00	0.00	318.61
615 FIELD TRIPS	-3,734.26	0.00	0.00	0.00	-3,734.26
620 BOOKFAIRS	0.00	0.00	0.00	0.00	0.00
630 BIRTHDAY BOOK CLUB	19.62	20.00	0.00	0.00	39.62
E ADMINISTRATIVE CUSTODIAL ACCT Totals:	-3,361.07	20.00	0.00	0.00	-3,341.07
F DISTRICT CUSTODIAL					
700 REIMBURSEMENT	0.00	0.00	0.00	0.00	0.00
720 CONVENTION	0.00	0.00	0.00	0.00	0.00
F DISTRICT CUSTODIAL Totals:	0.00	0.00	0.00	0.00	0.00
Q Fee Fund					
1000 Kindergarten field trip	1,379.60	0.00	0.00	0.00	1,379.60
1010 1st grade field trips	1,490.00	0.00	0.00	0.00	1,490.00
1020 2nd grade field trips	524.00	0.00	0.00	0.00	524.00
1030 3rd grade field trips	451.10	0.00	0.00	0.00	451.10
1040 4th grade field trips	0.00	0.00	0.00	0.00	0.00
1050 5th grade field trips	0.00	0.00	0.00	0.00	0.00
Q Fee Fund Totals:	3,844.70	0.00	0.00	0.00	3,844.70
Report Totals:	10,120.14	2,267.91	3,580.71	0.00	8,807.34

ALL Data

Current Cash Balance Report

23

Arranged by:

Date: 08/01/2006 thru 08/31/2006

Group ID and Activity Number

Activity Number and Name	Beginning Cash	Receipts	Disbursements	Adjustments	Cash Balance
A ACTIVITY GENERAL FUND					
100 GENERAL	2,478.41	1,363.01	1,251.47	0.00	2,589.95
110 VENDING	273.86	177.73	41.26	0.00	410.33
125 Interest Earned	262.35	16.66	0.00	0.00	279.01
A ACTIVITY GENERAL FUND Totals:	3,014.62	1,557.40	1,292.73	0.00	3,279.29
B Mini-Classes					
800 Beginning Spanish (K-2)	240.00	0.00	0.00	0.00	240.00
801 Beginning Spanish (3-5)	240.00	0.00	0.00	0.00	240.00
802 Sign Language :ASL (K-2)	380.00	0.00	0.00	0.00	380.00
803 Sign Language:ASL (3-5)	360.00	0.00	0.00	0.00	360.00
804 Intro to Photography (3-5)	360.00	0.00	0.00	0.00	360.00
805 Hip-Hop Dance (K-2)	240.00	0.00	0.00	0.00	240.00
806 Hip- Hop Dance (3-5)	200.00	0.00	0.00	0.00	200.00
807 Beginning Karate (K-2)	240.00	0.00	0.00	0.00	240.00
1100 2-5 Crafts	0.00	0.00	0.00	0.00	0.00
1200 Scrapbooking	0.00	0.00	0.00	0.00	0.00
1300 Crafts K-2	0.00	0.00	0.00	0.00	0.00
1350 Crafts 3-5	0.00	0.00	0.00	0.00	0.00
1400 Knitting	0.00	0.00	0.00	0.00	0.00
1500 Hip-Hop Dance	0.00	0.00	0.00	0.00	0.00
1600 Stamping	0.00	0.00	0.00	0.00	0.00
1700 K-5 Board Games	0.00	0.00	0.00	0.00	0.00
1800 2-3 Spanish	0.00	0.00	0.00	0.00	0.00
1900 4-5 Spanish	0.00	0.00	0.00	0.00	0.00
B Mini-Classes Totals:	2,260.00	0.00	0.00	0.00	2,260.00
C SCHOOL CUSTODIAL ACCT.					
200 OUTDOOR CLASSROOM	232.44	0.00	0.00	0.00	232.44
300 ART SUPPLIES	5,480.89	0.00	2,246.69	0.00	3,234.20
400 Technology	963.10	0.00	0.00	0.00	963.10
401 "Read a thon" for Winnebago	1,194.49	0.00	0.00	0.00	1,194.49
C SCHOOL CUSTODIAL ACCT. Totals:	7,870.92	0.00	2,246.69	0.00	5,624.23
D CLUBS AND ORGANIZATIONS					
501 STUDENT COUNCIL	1,632.83	0.00	146.76	0.00	1,486.07
605 Destination Imagination	965.16	0.00	0.00	0.00	965.16
607 Choir /T shirts	-118.18	0.00	0.00	0.00	-118.18
D CLUBS AND ORGANIZATIONS Totals:	2,479.81	0.00	146.76	0.00	2,333.05
E ADMINISTRATIVE CUSTODIAL					
300 ART-do not use	0.00	0.00	0.00	0.00	0.00
602 HOSPITALITY	36.00	0.00	0.00	0.00	36.00
606 MAGAZINES	0.00	0.00	0.00	0.00	0.00
610 MEDIA	1,616.23	0.00	259.26	0.00	1,356.97
611 Birthday Book club	1,610.52	0.00	0.00	0.00	1,610.52
615 FIELD TRIPS	-6,946.72	186.66	241.50	0.00	-7,001.56
725 Fundraising	1,432.77	0.00	0.00	0.00	1,432.77
E ADMINISTRATIVE CUSTODIAL Totals:	-2,251.20	186.66	500.76	0.00	-2,565.30
Q Fee Fund Account					
1001 Kdg. Field Trip	1,338.27	0.00	0.00	0.00	1,338.27
1101 First Grade Field Trip	1,930.01	0.00	0.00	0.00	1,930.01
1201 Second Grade Field Trp	608.50	0.00	0.00	0.00	608.50
1202 Choir Shirts	377.00	0.00	0.00	0.00	377.00
1301 Third Grade Field Trip	1,809.90	0.00	0.00	0.00	1,809.90
1401 Fourth Grade Field Trip	996.00	0.00	0.00	0.00	996.00

ALL Data

Current Cash Balance Report

24

Arranged by:

Date: 08/01/2006 thru 08/31/2006

Group ID and Activity Number

Activity Number and Name	Beginning Cash	Receipts	Disbursements	Adjustments	Cash Balance
1501 Fifth Grade Field Trip	627.80	0.00	0.00	0.00	627.80
Q Fee Fund Account Totals:	7,687.48	0.00	0.00	0.00	7,687.48
U Do Not Use					
211 do not use	0.00	0.00	0.00	0.00	0.00
700 Do Not Use	0.00	0.00	0.00	0.00	0.00
720 Do Not Use	0.00	0.00	0.00	0.00	0.00
U Do Not Use Totals:	0.00	0.00	0.00	0.00	0.00
Report Totals:	21,061.63	1,744.06	4,186.94	0.00	18,618.75

ALL Data

Current Cash Balance Report

Date: 08/01/2006 thru 08/31/2006

Arranged by:
Group ID and Activity Number

Activity Number and Name	Beginning Cash	Receipts	Disbursements	Adjustments	Cash Balance
A ACTIVITY GENERAL FUND					
100 VENDING/ADULT	61.08	162.98	0.00	0.00	224.06
105 VENDING/STUDENT	168.04	0.00	0.00	0.00	168.04
110 GENERAL FUND	5,206.79	1,370.00	0.00	0.00	6,576.79
115 BUILDING FUNDRAISER	-3,919.39	0.00	0.00	0.00	-3,919.39
200 CHECKING INTEREST	450.97	7.90	0.00	0.00	458.87
A ACTIVITY GENERAL FUND Totals:	1,967.49	1,540.88	0.00	0.00	3,508.37
D CLUBS AND ORGANIZATIONS					
501 STUDENT COUNCIL	854.80	0.00	0.00	0.00	854.80
D CLUBS AND ORGANIZATIONS Totals:	854.80	0.00	0.00	0.00	854.80
E ADMINISTRATIVE CUSTODIAL ACCT					
601 SITE BASE	0.00	0.00	0.00	0.00	0.00
602 HOSPITALITY	0.00	0.00	0.00	0.00	0.00
605 EARLY CHILDHOOD	0.00	0.00	0.00	0.00	0.00
606 MAGAZINES	0.00	0.00	0.00	0.00	0.00
610 LIBRARY	6,241.57	0.00	0.00	0.00	6,241.57
615 FIELD TRIPS	-4,389.14	0.00	0.00	4,231.30	-157.84
E ADMINISTRATIVE CUSTODIAL ACCT Totals:	1,852.43	0.00	0.00	4,231.30	6,083.73
F DISTRICT CUSTODIAL					
700 NOT IN USE	0.00	0.00	0.00	0.00	0.00
720 NOT IN USE	0.00	0.00	0.00	0.00	0.00
F DISTRICT CUSTODIAL Totals:	0.00	0.00	0.00	0.00	0.00
Q EXTRA CURRICULAR ACTIVITIES					
1000 KINDERGARTEN FIELD TRIPS	1,237.78	0.00	0.00	-1,237.78	0.00
1010 FIRST GRADE FIELD TRIPS	543.30	0.00	0.00	-543.30	0.00
1020 SECOND GRADE FIELD TRIPS	681.64	0.00	0.00	-681.64	0.00
1030 THIRD GRADE FIELD TRIPS	521.26	0.00	0.00	-521.26	0.00
1040 FOURTH GRADE FIELD TRIPS	845.76	0.00	0.00	-845.76	0.00
1050 FIFTH GRADE FIELD TRIPS	401.56	0.00	0.00	-401.56	0.00
Q EXTRA CURRICULAR ACTIVITIES Totals:	4,231.30	0.00	0.00	-4,231.30	0.00
R CLUBS					
2000 ART CLUB	-67.09	0.00	0.00	0.00	-67.09
R CLUBS Totals:	-67.09	0.00	0.00	0.00	-67.09
Report Totals:	8,838.93	1,540.88	0.00	0.00	10,379.81

Current Cash Balance Report

Date: 08/01/2006 thru 08/31/2006

Group ID and Activity Number

Activity Number and Name	Beginning Cash	Receipts	Disbursements	Adjustments	Cash Balance
A ACTIVITY GENERAL FUND					
100 VENDING	3,327.42	162.71	8.50	0.00	3,481.63
110 GENERAL	7,923.57	1,693.00	2,622.82	0.00	6,993.75
130 HOSPITALITY	282.69	0.00	0.00	0.00	282.69
140 INTEREST EARNED CHECKING	1,085.22	21.41	0.00	0.00	1,106.63
A ACTIVITY GENERAL FUND Totals:	12,618.90	1,877.12	2,631.32	0.00	11,864.70
D CLUBS AND ORGANIZATIONS					
501 STUDENT COUNCIL	5,902.11	0.00	667.92	0.00	5,234.19
502 DRUG FREE CLUB	77.23	0.00	0.00	0.00	77.23
D CLUBS AND ORGANIZATIONS Totals:	5,979.34	0.00	667.92	0.00	5,311.42
E ADMINISTRATIVE CUSTODIAL ACCT					
601 FIELD TRIPS	-3,291.01	0.00	0.00	3,657.95	366.94
605 TECHNOLOGY	0.00	0.00	0.00	0.00	0.00
610 LIBRARY	5,741.78	49.35	0.00	0.00	5,791.13
615 PAYBAC	415.47	0.00	0.00	0.00	415.47
625 BOWLING	14.95	0.00	0.00	0.00	14.95
E ADMINISTRATIVE CUSTODIAL ACCT Totals:	2,881.19	49.35	0.00	3,657.95	6,588.49
F DISTRICT CUSTODIAL					
720 CONVENTION	0.00	0.00	0.00	0.00	0.00
F DISTRICT CUSTODIAL Totals:	0.00	0.00	0.00	0.00	0.00
Q EXTRA -CURRICULAR ACTIVITIES					
1000 KINDERGARTEN FIELD TRIPS	562.50	0.00	0.00	-562.50	0.00
1010 1ST GRADE FIELD TRIPS	1,004.50	0.00	0.00	-1,004.50	0.00
1020 2ND GRADE FIELD TRIPS	225.25	0.00	0.00	-225.25	0.00
1030 3RD GRADE FIELD TRIPS	561.00	0.00	0.00	-561.00	0.00
1040 4TH GRADE FIELD TRIPS	421.50	0.00	0.00	-421.50	0.00
1050 5TH GRADE FIELD TRIPS	883.20	0.00	0.00	-883.20	0.00
Q EXTRA -CURRICULAR ACTIVITIES Totals:	3,657.95	0.00	0.00	-3,657.95	0.00
R CLUBS					
2000 CLUBS (MISC)	0.00	0.00	0.00	0.00	0.00
2010 STUDENT COUNCIL	0.00	0.00	0.00	0.00	0.00
R CLUBS Totals:	0.00	0.00	0.00	0.00	0.00
Z INACTIVE					
1010 DO NOT USE	0.00	0.00	0.00	0.00	0.00
1010 DO NOT USE	0.00	0.00	0.00	0.00	0.00
Z INACTIVE Totals:	0.00	0.00	0.00	0.00	0.00
Report Totals:	25,137.38	1,926.47	3,299.24	0.00	23,764.61

ALL Data

Current Cash Balance Report

27

Arranged by:

Date: 08/01/2006 thru 08/31/2006

Group ID and Activity Number

Activity Number and Name	Beginning Cash	Receipts	Disbursements	Adjustments	Cash Balance
A ACTIVITY GENERAL FUND					
100 VENDING	349.75	212.73	0.00	0.00	562.48
110 GENERAL	4,763.62	905.00	623.00	-211.47	4,834.15
120 TECHNOLOGY FUND	606.57	0.00	0.00	0.00	606.57
130 COFFEE	-15.13	40.00	0.00	0.00	24.87
135 LOUNGE WATER	15.92	0.00	0.00	0.00	15.92
140 SPORTS FOUNDATION	0.00	0.00	0.00	0.00	0.00
150 GARAGE SALE	0.00	0.00	0.00	0.00	0.00
160 WEEKLY READER	0.00	0.00	0.00	0.00	0.00
170 INTEREST EARNED CHECKING	11.21	23.22	0.00	0.00	34.43
180 PTA DISCRETIONARY	215.96	0.00	0.00	0.00	215.96
190 ASSIGNMENT NOTEBOOKS	45.86	0.00	0.00	0.00	45.86
A ACTIVITY GENERAL FUND Totals:	5,993.76	1,180.95	623.00	-211.47	6,340.24
D CLUBS AND ORGANIZATIONS					
501 STUDENT COUNCIL	2,888.53	0.00	61.38	0.00	2,827.15
502 CODY APPAREL	845.01	212.00	92.00	0.00	965.01
520 STUDENT CLUBS	171.10	105.00	0.00	0.00	276.10
530 LOVE AND LOGIC	0.00	0.00	0.00	0.00	0.00
D CLUBS AND ORGANIZATIONS Totals:	3,904.64	317.00	153.38	0.00	4,068.26
E ADMINISTRATIVE CUSTODIAL FUND					
600 AUTHOR	0.00	0.00	0.00	0.00	0.00
602 HOSPITALITY	434.23	451.25	230.60	0.00	654.88
610 MEDIA	1,837.38	39.85	111.29	0.00	1,765.94
611 MEDIA - DONATIONS	157.71	0.00	0.00	0.00	157.71
615 FIELD TRIP	-211.47	0.00	0.00	211.47	0.00
620 Instrument Rental	150.00	0.00	0.00	0.00	150.00
625 PRE-SCHOOL	0.00	0.00	0.00	0.00	0.00
630 STUDENT PARTY MONEY	1.75	0.00	0.00	0.00	1.75
640 SPECIAL PROJECTS FUND	893.50	0.00	0.00	0.00	893.50
E ADMINISTRATIVE CUSTODIAL FUND Totals:	3,263.10	491.10	341.89	211.47	3,623.78
F NOT IN USE					
700 NOT IN USE	0.00	0.00	0.00	0.00	0.00
720 NOT IN USE	0.00	0.00	0.00	0.00	0.00
F NOT IN USE Totals:	0.00	0.00	0.00	0.00	0.00
Q Extra-Curricular Activities					
1000 Field Trips	0.00	0.00	0.00	0.00	0.00
1005 Kindergarten Field Trips	0.00	0.00	0.00	0.00	0.00
1010 First Grade Field Trips	0.00	0.00	0.00	0.00	0.00
1020 Second Grade Field Trips	0.00	0.00	0.00	0.00	0.00
1030 Third Grade Field Trips	0.00	0.00	0.00	0.00	0.00
1040 Fourth Grade Field Trips	0.00	0.00	0.00	0.00	0.00
1050 Fifth Grade Field Trips	0.00	0.00	0.00	0.00	0.00
Q Extra-Curricular Activities Totals:	0.00	0.00	0.00	0.00	0.00
R Clubs					
2000 Clubs	0.00	0.00	0.00	0.00	0.00
2010 Choir	0.00	0.00	0.00	0.00	0.00
2050 Student Council	0.00	0.00	0.00	0.00	0.00
R Clubs Totals:	0.00	0.00	0.00	0.00	0.00
Report Totals:	13,161.50	1,989.05	1,118.27	0.00	14,032.28

[Signature]
 Cody Elementary School
9/25/06
9/25/06

ALL Data

Current Cash Balance Report

28

Arranged by:

Date: 09/01/2005 thru 08/31/2006

Group ID and Activity Number

Activity Number and Name	Beginning Cash	Receipts	Disbursements	Adjustments	Cash Balance
A ACTIVITY GENERAL FUND					
100 VENDING	3,475.79	1,746.12	1,262.61	0.00	3,959.30
110 GENERAL FUND	5,015.46	8,576.82	7,826.71	-2,151.77	3,613.80
200 INTEREST EARNED CHECKING	723.45	99.65	0.00	0.00	823.10
A ACTIVITY GENERAL FUND Totals:	9,214.70	10,422.59	9,089.32	-2,151.77	8,396.20
D CLUBS AND ORGANIZATIONS					
501 STUDENT COUNCIL	481.23	770.26	586.94	0.00	664.55
D CLUBS AND ORGANIZATIONS Totals:	481.23	770.26	586.94	0.00	664.55
E ADMINISTRATIVE CUSTODIAL ACCT					
602 HOSPITALITY	-4.08	2,258.90	1,555.70	0.00	699.12
610 LIBRARY	242.76	4,932.36	5,114.36	0.00	60.76
615 FIELD TRIPS	-0.10	120.70	4,930.53	4,850.22	40.29
620 FIELD TRIPS/PTO FUND	0.00	0.00	0.00	0.00	0.00
E ADMINISTRATIVE CUSTODIAL ACCT Totals:	238.58	7,311.96	11,600.59	4,850.22	800.17
F DISTRICT CUSTODIAL					
700 REIMBURSEMENT	0.00	0.00	0.00	0.00	0.00
720 CONVENTION	1,888.72	0.00	0.00	0.00	1,888.72
F DISTRICT CUSTODIAL Totals:	1,888.72	0.00	0.00	0.00	1,888.72
Q FIELD TRIP FEES					
1010 Kindergarten Field Trips	0.00	297.00	0.00	-297.00	0.00
1011 First Grade Field Trips	0.00	356.00	0.00	-356.00	0.00
1012 Second Grade Field Trips	0.00	484.77	0.00	-484.77	0.00
1013 Third Grade Field Trips	0.00	494.28	0.00	-494.28	0.00
1014 Fourth Grade Field Trips	0.00	642.40	0.00	-642.40	0.00
1015 Fifth Grade Field Trips	0.00	397.00	0.00	-397.00	0.00
1016 K-5 SPED Field Trips	0.00	27.00	0.00	-27.00	0.00
Q FIELD TRIP FEES Totals:	0.00	2,698.45	0.00	-2,698.45	0.00
Report Totals:	11,823.23	21,203.26	21,276.85	0.00	11,749.64

Current Cash Balance Report

ALL Data

Date: 08/01/2006 thru 08/31/2006

29
Arranged by:

Group ID and Activity Number

Activity Number and Name	Beginning Cash	Receipts	Disbursements	Adjustments	Cash Balance
A ACTIVITY GENERAL FUND					
100 VENDING	-260.32	260.32	26.50	26.50	0.00
110 GENERAL FUND	16,635.16	1,773.11	1,428.62	-26.50	16,953.15
120 Interest on checking	644.67	15.33	0.00	0.00	660.00
A ACTIVITY GENERAL FUND Totals:	17,019.51	2,048.76	1,455.12	0.00	17,613.15
D CLUBS AND ORGANIZATIONS					
501 STUDENT COUNCIL	169.97	0.00	0.00	0.00	169.97
510 Art Projects	0.00	0.00	0.00	0.00	0.00
520 T-shirts	0.00	0.00	0.00	0.00	0.00
550 Pencils	530.50	0.00	0.00	0.00	530.50
590 Books-James Solhiem	0.00	0.00	0.00	0.00	0.00
655 Landscaping	71.06	0.00	0.00	0.00	71.06
690 Marquee Fund	0.00	0.00	0.00	0.00	0.00
D CLUBS AND ORGANIZATIONS Totals:	771.53	0.00	0.00	0.00	771.53
E ADMINISTRATIVE CUSTODIAL ACCT					
602 HOSPITALITY	14.47	0.00	0.00	0.00	14.47
606 MAGAZINES	0.00	0.00	0.00	0.00	0.00
610 LIBRARY	1,355.85	0.00	0.00	0.00	1,355.85
615 FIELD TRIPS	-133.87	133.87	0.00	0.00	0.00
620 PTO	0.00	0.00	0.00	0.00	0.00
625 MUSIC DEPT.	0.00	0.00	0.00	0.00	0.00
630 PICTURES	-440.00	440.00	0.00	0.00	0.00
E ADMINISTRATIVE CUSTODIAL ACCT Totals:	796.45	573.87	0.00	0.00	1,370.32
Q					
1000 Kindergarten field trips	0.00	0.00	0.00	0.00	0.00
1010 1st grade field trips	0.00	0.00	0.00	0.00	0.00
1020 2nd grade field trips	0.00	0.00	0.00	0.00	0.00
1030 3rd grade field trip	0.00	0.00	0.00	0.00	0.00
1040 4th grade field trips	0.00	0.00	0.00	0.00	0.00
1050 5th grade field trips	0.00	0.00	0.00	0.00	0.00
1060 Sped field trips	0.00	0.00	0.00	0.00	0.00
Q Totals:	0.00	0.00	0.00	0.00	0.00
R					
2020 Echoes	0.00	0.00	0.00	0.00	0.00
R Totals:	0.00	0.00	0.00	0.00	0.00
Report Totals:	18,587.49	2,622.63	1,455.12	0.00	19,755.00

ALL Data

Current Cash Balance Report

Date: 09/01/2005 thru 08/31/2006

Arranged by:
Group ID and Activity Number

Activity Number and Name	Beginning Cash	Receipts	Disbursements	Adjustments	Cash Balance
A ACTIVITY GENERAL FUND					
100 VENDING	128.01	1,348.18	2,014.29	0.00	-538.10
110 GENERAL FUND	4,287.46	4,682.15	3,630.92	2,731.28	8,069.97
115 Interest Earned Checking	629.94	104.79	0.00	0.00	734.73
A ACTIVITY GENERAL FUND Totals:	5,045.41	6,135.12	5,645.21	2,731.28	8,266.60
D CLUBS AND ORGANIZATIONS					
510 STUDENT COUNCIL	775.95	590.01	701.58	0.00	664.38
D CLUBS AND ORGANIZATIONS Totals:	775.95	590.01	701.58	0.00	664.38
E ADMINISTRATIVE CUSTODIAL ACCT					
606 MAGAZINES	0.00	0.00	0.00	0.00	0.00
610 LIBRARY	5.86	1,250.87	1,060.35	0.00	196.38
615 FIELD TRIPS	1,880.55	961.98	2,791.61	1,803.33	1,854.25
620 HOSPITALITY FUND	-11.34	0.00	0.00	0.00	-11.34
630 FUND RAISER	484.28	388.10	0.00	0.00	872.38
635 SAFETY PATROL	46.75	95.70	27.95	0.00	114.50
640 ART	941.73	757.14	638.88	-46.28	1,013.71
650 5th Grade Art	0.00	0.00	0.00	0.00	0.00
E ADMINISTRATIVE CUSTODIAL ACCT Totals:	3,347.83	3,453.79	4,518.79	1,757.05	4,039.88
F DISTRICT CUSTODIAL					
710 RUSWICK GRANT	0.00	0.00	0.00	0.00	0.00
720 CONVENTION	2,685.00	0.00	0.00	-2,685.00	0.00
F DISTRICT CUSTODIAL Totals:	2,685.00	0.00	0.00	-2,685.00	0.00
Q Fee Fund					
1000 Kindergarten Field Trips	0.00	755.15	0.00	-755.15	0.00
1010 First Grade Field Trips	0.00	308.38	0.00	-308.38	0.00
1020 Second Grade Field Trips	0.00	222.25	0.00	-222.25	0.00
1030 Third Grade Field Trips	0.00	173.00	176.00	3.00	0.00
1040 Fourth Grade Field Trips	0.00	291.25	0.00	-291.25	0.00
1050 Fifth Grade Field Trips	0.00	229.30	0.00	-229.30	0.00
Q Fee Fund Totals:	0.00	1,979.33	176.00	-1,803.33	0.00
Report Totals:	11,854.19	12,158.25	11,041.58	0.00	12,970.86

Roberta Weimer
10-6-06

Cheyl Grace
10-6-06

Current Cash Balance Report

Date: 08/01/2006 thru 08/31/2006

Activity Number and Name	Beginning Cash	Receipts	Disbursements	Adjustments	Cash Balance
A ACTIVITY GENERAL FUND					
100 Vending	1,138.54	197.73	434.78	0.00	901.49
110 General	3,759.29	986.50	65.79	0.00	4,680.00
112 Bank Charges and Interest	184.81	11.49	0.00	0.00	196.30
615 Tile Contingency	150.00	0.00	0.00	0.00	150.00
A ACTIVITY GENERAL FUND Totals:	5,232.64	1,195.72	500.57	0.00	5,927.79
D CLUBS AND ORGANIZATIONS					
501 Student Council	489.84	0.00	0.00	0.00	489.84
502 YEARBOOK-N/A	0.00	0.00	0.00	0.00	0.00
611 Hitchcock Clothing	45.26	0.00	0.00	0.00	45.26
616 CREATIVE CUBS	254.42	0.00	0.00	0.00	254.42
2001 WALKING CLUB	258.25	0.00	0.00	0.00	258.25
D CLUBS AND ORGANIZATIONS Totals:	1,047.77	0.00	0.00	0.00	1,047.77
E ADMINISTRATIVE CUSTODIAL ACCT					
601 Site Base	0.00	0.00	0.00	0.00	0.00
602 Landscaping	37.00	0.00	0.00	0.00	37.00
603 Field Trip	-3,042.51	0.00	0.00	3,253.15	210.64
604 Classroom Supplies	0.00	0.00	0.00	0.00	0.00
605 READ	1,294.06	0.00	131.72	0.00	1,162.34
606 Classroom Magazines	0.00	0.00	0.00	0.00	0.00
607 NOT USED	0.00	0.00	0.00	0.00	0.00
608 Drug Awareness-N/A	0.00	0.00	0.00	0.00	0.00
609 Playground Equipment	0.00	0.00	0.00	0.00	0.00
610 Library	1,255.59	0.00	5.61	0.00	1,249.98
612 HOSPITALITY	0.14	831.50	32.50	0.00	799.14
613 Art Fund	3,847.75	0.00	55.65	0.00	3,792.10
614 Hitchcock Mini Classes	0.00	0.00	0.00	0.00	0.00
E ADMINISTRATIVE CUSTODIAL ACCT Totals:	3,392.03	831.50	225.48	3,253.15	7,251.20
F DISTRICT CUSTODIAL					
620 NOT USED	0.00	0.00	0.00	0.00	0.00
F DISTRICT CUSTODIAL Totals:	0.00	0.00	0.00	0.00	0.00
Q Extra Curricular Activities					
1000 Kindergarten field trips	567.80	0.00	0.00	-567.80	0.00
1010 1st grade field trips	463.25	0.00	0.00	-463.25	0.00
1020 2nd grade field trips	306.50	0.00	0.00	-306.50	0.00
1030 3rd grade field trips	992.30	0.00	0.00	-992.30	0.00
1040 4th grade field trips	474.50	0.00	0.00	-474.50	0.00
1050 5th grade field trips	448.80	0.00	0.00	-448.80	0.00
Q Extra Curricular Activities Totals:	3,253.15	0.00	0.00	-3,253.15	0.00
R Clubs					
2000 Art Club	0.00	0.00	0.00	0.00	0.00
R Clubs Totals:	0.00	0.00	0.00	0.00	0.00
Report Totals:	12,925.59	2,027.22	726.05	0.00	14,226.76

ALL Data

Current Cash Balance Report

32
Arranged by:

Date: 08/01/2006 thru 08/31/2006

Group ID and Activity Number

Activity Number and Name	Beginning Cash	Receipts	Disbursements	Adjustments	Cash Balance
A ACTIVITY GENERAL FUND					
100 VENDING	3,498.97	0.00	0.00	0.00	3,498.97
110 GENERAL FUND	2,680.89	0.00	285.62	0.00	2,395.27
200 INTEREST EARNED CHECKING	729.38	11.80	0.00	0.00	741.18
A ACTIVITY GENERAL FUND Totals:	<u>6,909.24</u>	<u>11.80</u>	<u>285.62</u>	<u>0.00</u>	<u>6,635.42</u>
D CLUBS AND ORGANIZATIONS					
501 STUDENT COUNCIL	2,777.77	0.00	0.00	0.00	2,777.77
D CLUBS AND ORGANIZATIONS Totals:	<u>2,777.77</u>	<u>0.00</u>	<u>0.00</u>	<u>0.00</u>	<u>2,777.77</u>
E ADMINISTRATIVE CUSTODIAL ACCT					
601 PTA/TEACHER	0.00	0.00	0.00	0.00	0.00
610 LIBRARY	2,785.61	0.00	0.00	0.00	2,785.61
615 FIELD TRIPS	-3,615.44	0.00	0.00	0.00	-3,615.44
E ADMINISTRATIVE CUSTODIAL ACCT Totals:	<u>-829.83</u>	<u>0.00</u>	<u>0.00</u>	<u>0.00</u>	<u>-829.83</u>
F DISTRICT CUSTODIAL					
700 REIMBURSEMENT	0.00	0.00	0.00	0.00	0.00
720 CONVENTION FUND	0.00	0.00	0.00	0.00	0.00
F DISTRICT CUSTODIAL Totals:	<u>0.00</u>	<u>0.00</u>	<u>0.00</u>	<u>0.00</u>	<u>0.00</u>
Q EXTRA-CURRICULAR ACTIVITIES					
1000 KINDERGARTEN	1,469.40	0.00	0.00	0.00	1,469.40
1010 FIRST GRADE	830.95	0.00	0.00	0.00	830.95
1020 SECOND GRADE	582.95	0.00	0.00	0.00	582.95
1030 THIRD GRADE	727.25	0.00	0.00	0.00	727.25
1040 FOURTH GRADE	921.80	0.00	0.00	0.00	921.80
1050 FIFTH GRADE	501.10	0.00	0.00	0.00	501.10
Q EXTRA-CURRICULAR ACTIVITIES Totals:	<u>5,033.45</u>	<u>0.00</u>	<u>0.00</u>	<u>0.00</u>	<u>5,033.45</u>
Report Totals:	<u>13,890.63</u>	<u>11.80</u>	<u>285.62</u>	<u>0.00</u>	<u>13,616.81</u>

Current Cash Balance Report

Date: 08/01/2006 thru 08/31/2006

Group ID and Activity Number

Activity Number and Name	Beginning Cash	Receipts	Disbursements	Adjustments	Cash Balance
A ACTIVITY GENERAL FUND					
100 VENDING	2,032.05	0.00	127.42	0.00	1,904.63
110 GENERAL FUND	1,040.74	0.00	81.06	0.00	959.68
115 INTEREST EARNED CHECKING	225.26	8.81	0.00	0.00	234.07
A ACTIVITY GENERAL FUND Totals:	3,298.05	8.81	208.48	0.00	3,098.38
D CLUBS AND ORGANIZATIONS					
501 STUDENT COUNCIL	721.44	0.00	0.00	0.00	721.44
510 BOOK CLUB	0.00	0.00	0.00	0.00	0.00
511 CONFLICT MANAGERS	0.00	0.00	0.00	0.00	0.00
615 SAFETY PATROL	0.00	0.00	0.00	0.00	0.00
635 M.A.D.	1.55	0.00	0.00	0.00	1.55
D CLUBS AND ORGANIZATIONS Totals:	722.99	0.00	0.00	0.00	722.99
E ADMINISTRATIVE CUSTODIAL ACCT					
600 REIMBURSEMENT	0.00	0.00	0.00	0.00	0.00
601 SITE BASE	65.26	0.00	0.00	0.00	65.26
602 HOSPITALITY	469.03	0.00	40.00	0.00	429.03
603 FIELD TRIPS	13.67	0.00	0.00	0.00	13.67
605 READ	0.00	0.00	0.00	0.00	0.00
610 LIBRARY	2,348.34	0.00	0.00	0.00	2,348.34
620 CONVENTION FUND	0.00	0.00	0.00	0.00	0.00
630 PAYBACK	2,571.98	0.00	312.06	0.00	2,259.92
640 SPED GRANT	0.00	0.00	0.00	0.00	0.00
650 PLAYGROUND	1,075.00	0.00	0.00	0.00	1,075.00
E ADMINISTRATIVE CUSTODIAL ACCT Totals:	6,543.28	0.00	352.06	0.00	6,191.22
Q EXTRA CURRICULAR ACTIVITES					
1005 Kindergarten Field Trips	0.00	0.00	0.00	0.00	0.00
1010 First Grade Field Trips	0.00	0.00	0.00	0.00	0.00
1020 Second Grade Field Trips	0.00	0.00	0.00	0.00	0.00
1030 Third Grade Field Trips	0.00	0.00	0.00	0.00	0.00
1040 Fourth Grade Field Trips	0.00	0.00	0.00	0.00	0.00
1050 Fifth Grade Field Trips	0.00	0.00	0.00	0.00	0.00
Q EXTRA CURRICULAR ACTIVITES Totals:	0.00	0.00	0.00	0.00	0.00
Report Totals:	10,564.32	8.81	560.54	0.00	10,012.59

Joyce Snow
Judith Nansen
9/11/06

preliminary

Current Cash Balance Report

ALL Data

Date: 08/01/2006 thru 08/31/2006

Arranged by:
Group ID and Activity Number

Activity Number and Name	Beginning Cash	Receipts	Disbursements	Adjustments	Cash Balance
A ACTIVITY GENERAL FUND					
100 VENDING	1,369.34	282.87	0.00	0.00	1,652.21
110 GENERAL	5,961.90	1,050.45	0.00	0.00	7,012.35
125 INTEREST EARNED	143.70	11.92	0.00	0.00	155.62
130 MAGNET ART	-166.78	0.00	0.00	0.00	-166.78
A ACTIVITY GENERAL FUND Totals:	7,308.16	1,345.24	0.00	0.00	8,653.40
D CLUBS AND ORGANIZATIONS					
501 STUDENT COUNCIL	359.39	0.00	0.00	0.00	359.39
505 CHOIR	0.00	0.00	0.00	0.00	0.00
510 SAFETY PATROL	79.69	0.00	0.00	0.00	79.69
520 ENVIRONMENTAL CLUB	1,874.67	0.00	0.00	0.00	1,874.67
521 3-D Club	0.00	0.00	0.00	0.00	0.00
525 Conflict Managers	225.74	0.00	0.00	0.00	225.74
D CLUBS AND ORGANIZATIONS Totals:	2,539.49	0.00	0.00	0.00	2,539.49
E ADMINISTRATIVE CUSTODIAL ACCT					
602 STAFF HOSPITALITY	-463.46	0.00	0.00	0.00	-463.46
606 MAGAZINES	0.00	0.00	0.00	0.00	0.00
610 LIBRARY	2,661.20	9.95	0.00	0.00	2,671.15
615 FIELD TRIPS	-7,918.53	0.00	0.00	7,603.45	-315.08
620 SITE IMPROVEMENT	0.00	0.00	0.00	0.00	0.00
625 READING INCENTIVE	-141.73	0.00	0.00	0.00	-141.73
E ADMINISTRATIVE CUSTODIAL ACCT Totals:	-5,862.52	9.95	0.00	7,603.45	1,750.88
Q FEE FUNDED ACCOUNTS					
1000 Kindergarten Field Trips	2,054.90	0.00	0.00	-2,054.90	0.00
1010 First Grade Field Trips	755.50	0.00	0.00	-755.50	0.00
1020 Second Grade Field Trips	570.09	0.00	0.00	-570.09	0.00
1030 Third Grade Field Trips	715.30	0.00	0.00	-715.30	0.00
1040 Fourth Grade Field Trips	2,608.56	0.00	0.00	-2,608.56	0.00
1050 Fifth Grade Field Trips	899.10	0.00	0.00	-899.10	0.00
Q FEE FUNDED ACCOUNTS Totals:	7,603.45	0.00	0.00	-7,603.45	0.00
Report Totals:	11,588.58	1,355.19	0.00	0.00	12,943.77

Current Cash Balance Report

ALL Data

Date: 08/01/2006 thru 08/31/2006

Arranged by:
Group ID and Activity Number

Activity Number and Name	Beginning Cash	Receipts	Disbursements	Adjustments	Cash Balance
A ACTIVITY GENERAL FUND					
100 Vending	2,011.29	227.79	327.12	0.00	1,911.96
110 General	1,780.96	985.00	154.75	0.00	2,611.21
120 Interest Earned Checking	358.52	15.98	0.00	0.00	374.50
A ACTIVITY GENERAL FUND Totals:	4,150.77	1,228.77	481.87	0.00	4,897.67
D CLUBS AND ORGANIZATIONS					
501 Student Council	1,965.82	0.00	0.00	0.00	1,965.82
502 Drug Free Club	33.46	0.00	0.00	0.00	33.46
503 5th Grade Club	524.52	0.00	0.00	0.00	524.52
D CLUBS AND ORGANIZATIONS Totals:	2,523.80	0.00	0.00	0.00	2,523.80
E ADMINISTRATIVE CUSTODIAL ACCT					
601 Site Base Plan Annual Updates	1,190.87	0.00	0.00	0.00	1,190.87
602 Staff Hospitality	-99.27	0.00	0.00	0.00	-99.27
603 Field Trips	-9,140.91	0.00	0.00	8,945.00	-195.91
608 Grants	31.75	0.00	0.00	0.00	31.75
609 Technology	1,337.37	0.00	0.00	0.00	1,337.37
610 Media	1,183.23	0.00	104.02	0.00	1,079.21
611 Fine Arts	1,120.35	0.00	0.00	0.00	1,120.35
612 Safety Patrol	0.00	0.00	0.00	0.00	0.00
614 Montessori Projects	994.52	0.00	0.00	0.00	994.52
615 PayBac	513.20	46.85	256.32	0.00	303.73
616 P.E.	0.00	0.00	0.00	0.00	0.00
617 Music	0.00	0.00	0.00	0.00	0.00
618 READ	521.24	0.00	0.00	0.00	521.24
620 Norris Special Projects	2,829.00	0.00	0.00	0.00	2,829.00
621 Montessori Snack Account	1,690.68	0.00	0.00	0.00	1,690.68
E ADMINISTRATIVE CUSTODIAL ACCT Totals:	2,172.03	46.85	360.34	8,945.00	10,803.54
G DISTRICT CUST. ACCOUNTS					
800 Reimbursement	0.00	0.00	0.00	0.00	0.00
802 Convention	41.22	0.00	0.00	0.00	41.22
G DISTRICT CUST. ACCOUNTS Totals:	41.22	0.00	0.00	0.00	41.22
Q Fee Fund					
990 Pre-K Field Trips	48.00	0.00	0.00	-48.00	0.00
1000 Kindergarten Field Trips	1,128.25	0.00	0.00	-1,128.25	0.00
1010 First Grade Field Trips	375.50	0.00	0.00	-375.50	0.00
1020 Second Grade Field Trips	514.95	0.00	0.00	-514.95	0.00
1030 Third Grade Field Trips	764.25	0.00	0.00	-764.25	0.00
1040 Fourth Grade Field Trips	525.75	0.00	0.00	-525.75	0.00
1050 Fifth Grade Field Trips	528.75	0.00	0.00	-528.75	0.00
1060 Montessori Field Trips	4,624.30	0.00	0.00	-4,624.30	0.00
1070 Special Education Field Trips	435.25	0.00	0.00	-435.25	0.00
Q Fee Fund Totals:	8,945.00	0.00	0.00	-8,945.00	0.00
R Clubs					
2000 Clubs	0.00	0.00	0.00	0.00	0.00
2010 Choir Club	0.00	0.00	0.00	0.00	0.00
2050 Student Council Club	0.00	0.00	0.00	0.00	0.00
R Clubs Totals:	0.00	0.00	0.00	0.00	0.00
Report Totals:	17,832.82	1,275.62	842.21	0.00	18,266.23

ALL Data

Current Cash Balance Report

Date: 08/01/2006 thru 08/31/2006

Arranged by:
Group ID and Activity Number

Activity Number and Name	Beginning Cash	Receipts	Disbursements	Adjustments	Cash Balance
A ACTIVITY GENERAL					
100 GENERAL	1.73	900.00	258.51	0.00	643.22
110 VENDING	285.04	185.71	51.98	0.00	418.77
115 INTEREST EARNED CHECKING	26.35	3.92	0.00	0.00	30.27
A ACTIVITY GENERAL Totals:	313.12	1,089.63	310.49	0.00	1,092.26
D CLUBS AND ORGANIZATION					
501 STUDENT COUNCIL	391.67	225.00	0.00	0.00	616.67
D CLUBS AND ORGANIZATION Totals:	391.67	225.00	0.00	0.00	616.67
E ADMINISTRATIVE CUSTODIAL ACCT					
600 SOCIAL	2.36	630.00	0.00	0.00	632.36
601 FIELD TRIPS	-5,411.59	0.00	0.00	5,614.05	202.46
602 READ	0.00	0.00	0.00	0.00	0.00
603 LIBRARY	286.04	0.00	154.03	0.00	132.01
604 PAYBAC	1,008.50	130.00	0.00	0.00	1,138.50
605 5TH GRADE BLDG. FUNDRAISER	18.00	0.00	0.00	0.00	18.00
606 PLAYGROUND FUND	1,000.00	1,000.00	2,000.00	0.00	0.00
607 GRANTS	0.00	0.00	0.00	0.00	0.00
E ADMINISTRATIVE CUSTODIAL ACCT Totals:	-3,096.69	1,760.00	2,154.03	5,614.05	2,123.33
Q FEE FUND					
1005 KINDERGARTEN	1,577.69	0.00	0.00	-1,577.69	0.00
1010 FIRST GRADE	1,155.40	0.00	0.00	-1,155.40	0.00
1020 SECOND GRADE	883.95	0.00	0.00	-883.95	0.00
1030 THIRD GRADE	788.69	0.00	0.00	-788.69	0.00
1040 FOURTH GRADE	365.07	0.00	0.00	-365.07	0.00
1050 FIFTH GRADE	843.25	0.00	0.00	-843.25	0.00
1060 MUSIC	0.00	0.00	0.00	0.00	0.00
1070 PE	0.00	0.00	0.00	0.00	0.00
Q FEE FUND Totals:	5,614.05	0.00	0.00	-5,614.05	0.00
Report Totals:	3,222.15	3,074.63	2,464.52	0.00	3,832.26

Current Cash Balance Report

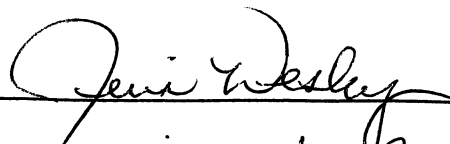
ALL Data

Date: 08/01/2006 thru 08/31/2006


Arranged by:
Group ID and Activity Number

Activity Number and Name	Beginning Cash	Receipts	Disbursements	Adjustments	Cash Balance
610 unused library account	0.00	0.00	0.00	0.00	0.00
Totals:	0.00	0.00	0.00	0.00	0.00
A ACTIVITY GENERAL FUND					
100 VENDING	3,198.77	137.67	408.84	0.00	2,927.60
110 GENERAL FUND	7,475.32	1,352.00	93.42	0.00	8,733.90
125 interest earned checking	1,497.25	27.30	0.00	0.00	1,524.55
A ACTIVITY GENERAL FUND Totals:	12,171.34	1,516.97	502.26	0.00	13,186.05
D CLUBS AND ORGANIZATIONS					
501 STUDENT COUNCIL	1,302.45	0.00	0.00	0.00	1,302.45
505 GRADE 5 ACTIVITY	0.00	0.00	0.00	0.00	0.00
510 STANDD CLUB	8.86	0.00	0.00	0.00	8.86
515 K-KIDS CLUB	61.06	0.00	0.00	0.00	61.06
D CLUBS AND ORGANIZATIONS Totals:	1,372.37	0.00	0.00	0.00	1,372.37
E ADMINISTRATIVE CUSTODIAL					
602 HOSPITALITY	151.32	0.00	194.47	0.00	-43.15
606 MAGAZINES	0.00	0.00	0.00	0.00	0.00
610 LIBRARY	3,417.32	0.00	16.95	0.00	3,400.37
615 FIELD TRIPS	-3,681.23	0.00	0.00	5,976.74	2,295.51
620 PAYBACK PARTNER	1,270.35	4.00	227.21	0.00	1,047.14
625 CORPORATE DONATIONS	6,443.82	0.00	0.00	0.00	6,443.82
630 SPELL-A-THON	2,306.31	0.00	384.13	0.00	1,922.18
635 HOST	-4.11	0.00	0.00	0.00	-4.11
640 OTHER STUDENT ACTIVITIES	78.68	0.00	0.00	0.00	78.68
645 TOOLS FOR SCHOOLS	1,000.00	0.00	0.00	0.00	1,000.00
650 ARTWORKS	790.22	0.00	0.00	0.00	790.22
E ADMINISTRATIVE CUSTODIAL Totals:	11,772.68	4.00	822.76	5,976.74	16,930.66
F DISTRICT CUSTODIAL					
700 REIMBURSEMENT	0.00	0.00	0.00	0.00	0.00
720 CONVENTION	686.50	0.00	0.00	0.00	686.50
F DISTRICT CUSTODIAL Totals:	686.50	0.00	0.00	0.00	686.50
Q EXTRA CURRICULAR ACTIVITIES					
1005 KG FIELD TRIPS	1,233.25	0.00	0.00	-1,233.25	0.00
1010 1ST GR. FIELD TRIPS	828.75	0.00	0.00	-828.75	0.00
1020 2ND GR. FIELD TRIPS	857.75	0.00	0.00	-857.75	0.00
1030 3RD GR. FIELD TRIPS	643.30	0.00	0.00	-643.30	0.00
1040 4TH GR. FIELD TRIPS	1,791.44	0.00	0.00	-1,791.44	0.00
1050 5TH GR. FIELD TRIPS	622.25	0.00	0.00	-622.25	0.00
Q EXTRA CURRICULAR ACTIVITIES Totals:	5,976.74	0.00	0.00	-5,976.74	0.00
Report Totals:	31,979.63	1,520.97	1,325.02	0.00	32,175.58

PRINCIPAL



SECRETARY



ALL Data

Current Cash Balance Report

38

Arranged by:

Date: 08/01/2006 thru 08/31/2006

Group ID and Activity Number

Activity Number and Name	Beginning Cash	Receipts	Disbursements	Adjustments	Cash Balance
A ACTIVITY GENERAL FUND					
100 GENERAL FUND	10,207.12	0.00	754.36	0.00	9,452.76
110 VENDING	1,066.22	0.00	0.00	0.00	1,066.22
120 INTEREST EARNED CHECKING	544.61	11.95	0.00	0.00	556.56
A ACTIVITY GENERAL FUND Totals:	11,817.95	11.95	754.36	0.00	11,075.54
B CLUBS AND ORGANIZATIONS					
201 STUDENT COUNCIL	552.59	0.00	0.00	0.00	552.59
211 SAFETY PATROL	25.00	0.00	0.00	0.00	25.00
B CLUBS AND ORGANIZATIONS Totals:	577.59	0.00	0.00	0.00	577.59
C ADMINISTRATIVE CUSTODIAL ACCT					
301 MEDIA	363.63	0.00	0.00	0.00	363.63
305 FIELD TRIPS	-7,219.12	0.00	0.00	0.00	-7,219.12
310 HOSPITALITY	708.10	0.00	54.28	0.00	653.82
320 BIRTHDAY BOOK CLUB	631.51	0.00	0.00	0.00	631.51
330 GRANTS	0.00	0.00	0.00	0.00	0.00
340 PTA	0.00	0.00	0.00	0.00	0.00
C ADMINISTRATIVE CUSTODIAL ACCT Totals:	-5,515.88	0.00	54.28	0.00	-5,570.16
Q FEE FUND					
1000 Kindergarten	1,023.00	0.00	0.00	0.00	1,023.00
1001 1st Grade	916.25	0.00	0.00	0.00	916.25
1002 2nd Grade	1,079.00	0.00	0.00	0.00	1,079.00
1003 3rd Grade	1,363.00	0.00	0.00	0.00	1,363.00
1004 4th Grade	1,021.64	0.00	0.00	0.00	1,021.64
1005 5th Grade	1,661.00	0.00	0.00	0.00	1,661.00
1010 Self-Contained	0.00	0.00	0.00	0.00	0.00
Q FEE FUND Totals:	7,063.89	0.00	0.00	0.00	7,063.89
R CLUB--FEE FUND					
2000 Student Council Fee Fund	0.00	0.00	0.00	0.00	0.00
2010 Chorus Fee Fund	0.00	0.00	0.00	0.00	0.00
R CLUB--FEE FUND Totals:	0.00	0.00	0.00	0.00	0.00
Report Totals:	13,943.55	11.95	808.64	0.00	13,146.86

Current Cash Balance Report

Date: 08/01/2006 thru 08/31/2006

Group ID and Activity Number

Activity Number and Name	Beginning Cash	Receipts	Disbursements	Adjustments	Cash Balance
A General Fund					
100 Vending	74.66	171.18	607.53	0.00	-361.69
110 General Fund	3,127.96	960.00	115.00	0.00	3,972.96
120 PRINCIPAL'S ADMIN. FUND	0.00	0.00	0.00	0.00	0.00
130 Interest Earned Checking	107.20	6.69	0.00	0.00	113.89
140 WEDNESDAY CLASSES/MI	0.00	0.00	0.00	0.00	0.00
A General Fund Totals:	3,309.82	1,137.87	722.53	0.00	3,725.16
B Clubs & Organizations					
501 Student Council	1,135.86	14.40	123.76	0.00	1,026.50
B Clubs & Organizations Totals:	1,135.86	14.40	123.76	0.00	1,026.50
C Administrative Custodial					
600 KG Classroom Activity	0.00	0.00	0.00	0.00	0.00
601 Site Base	0.00	0.00	0.00	0.00	0.00
602 Hospitality	0.00	0.00	0.00	0.00	0.00
605 1st Classroom Activity	0.00	0.00	0.00	0.00	0.00
606 Books and Magazines	0.00	0.00	0.00	0.00	0.00
610 Library	1,889.25	48.20	241.10	0.00	1,696.35
611 2nd Classroom Activity	0.00	0.00	0.00	0.00	0.00
615 Field Trips	-1,155.94	0.00	0.00	1,217.76	61.82
616 3rd Classroom Activity	0.00	0.00	0.00	0.00	0.00
620 Ceiling Tiles	762.92	0.00	0.00	0.00	762.92
625 Multiple Intelligences	0.00	0.00	0.00	0.00	0.00
626 Mini Classes	52.32	0.00	0.00	0.00	52.32
627 Art	438.97	0.00	0.00	0.00	438.97
628 Health Room	269.00	0.00	0.00	0.00	269.00
C Administrative Custodial Totals:	2,256.52	48.20	241.10	1,217.76	3,281.38
D District Custodial					
700 Reimbursement	0.00	0.00	0.00	0.00	0.00
720 Convention	0.00	0.00	0.00	0.00	0.00
D District Custodial Totals:	0.00	0.00	0.00	0.00	0.00
Q Fee Funded Account					
1000 Kindergarten field trips	200.08	0.00	0.00	-200.08	0.00
1010 First grade field trips	315.71	0.00	0.00	-315.71	0.00
1020 Second grade field trips	241.54	115.46	0.00	-357.00	0.00
1030 Third grade field trips	275.85	0.00	0.00	-275.85	0.00
1040 Forth grade field trips	-6.07	0.00	0.00	6.07	0.00
1050 Fifth grade field trips	95.19	0.00	0.00	-95.19	0.00
1060 ELL field trips	-20.00	0.00	0.00	20.00	0.00
Q Fee Funded Account Totals:	1,102.30	115.46	0.00	-1,217.76	0.00
Report Totals:	7,804.50	1,315.93	1,087.39	0.00	8,033.04

Current Cash Balance Report

40

ALL Data

Arranged by:

Date: 08/01/2006 thru 08/31/2006

Group ID and Activity Number

Activity Number and Name	Beginning Cash	Receipts	Disbursements	Adjustments	Cash Balance
A ACTIVITY GENERAL FUND					
100 GENERAL FUND	13,553.73	1,392.77	1,115.34	0.00	13,831.16
110 VENDING	312.28	0.00	46.68	0.00	265.60
120 INTEREST EARNED CHECKING	678.46	24.17	0.00	0.00	702.63
A ACTIVITY GENERAL FUND Totals:	14,544.47	1,416.94	1,162.02	0.00	14,799.39
B CLUBS AND ORGANIZATIONS					
201 STUDENT COUNCIL	530.17	0.00	0.00	0.00	530.17
B CLUBS AND ORGANIZATIONS Totals:	530.17	0.00	0.00	0.00	530.17
C ADMINISTRATIVE CUSTODIAL ACCT					
301 Hospitality	263.10	0.00	41.20	0.00	221.90
310 MEDIA	5,863.03	0.00	0.00	0.00	5,863.03
315 FIELD TRIPS	-6,698.94	0.00	0.00	0.00	-6,698.94
320 BIRTHDAY BOOK CLUB	1,994.55	0.00	0.00	0.00	1,994.55
330 DONATIONS	4,366.29	0.00	0.00	0.00	4,366.29
C ADMINISTRATIVE CUSTODIAL ACCT Totals:	5,788.03	0.00	41.20	0.00	5,746.83
Q EXTRA CURRICULAR ACTIVITIES					
1000 KINDGARTEN FIELD TRIPS	2,490.30	0.00	0.00	0.00	2,490.30
1001 FIRST GRADE FIELD TRIPS	497.00	0.00	0.00	0.00	497.00
1002 SECOND GRADE FIELD TRIPS	482.40	0.00	0.00	0.00	482.40
1003 THIRD GRADE FIELD TRIPS	1,111.75	0.00	0.00	0.00	1,111.75
1004 FOURTH GRADE FIELD TRIPS	1,965.60	0.00	0.00	0.00	1,965.60
1005 FIFTH GRADE FIELD TRIPS	843.50	0.00	0.00	0.00	843.50
Q EXTRA CURRICULAR ACTIVITIES Totals:	7,390.55	0.00	0.00	0.00	7,390.55
Report Totals:	28,253.22	1,416.94	1,203.22	0.00	28,466.94

Karla Sullivan
9-14-06

Andrew A. Stover
9-15-06

Current Cash Balance Report

Date: 08/01/2006 thru 08/31/2006

Arranged by:
Group ID and Activity Number

Activity Number and Name	Beginning Cash	Receipts	Disbursements	Adjustments	Cash Balance
A General Funds					
100 VENDING MACHINES	9,594.94	1,528.89	1,748.83	-3,233.40	6,141.60
110 OTHER GENERAL	8,881.30	8.30	1,667.13	0.00	7,222.47
112	0.00	0.00	0.00	0.00	0.00
115 FINES	7,008.67	0.00	193.99	0.00	6,814.68
120 FUND RAISING ACCOUNT	11,851.25	0.00	0.00	-3,000.00	8,851.25
125 VOLUNTEER	145.00	0.00	392.95	3,000.00	2,752.05
130 INTEREST EARNED - CHECKING	2,546.35	41.70	0.00	0.00	2,588.05
A General Funds Totals:	40,027.51	1,578.89	4,002.90	-3,233.40	34,370.10
B Athletics					
205 ATHLETIC DEPARTMENT	4,262.76	44.00	3,935.63	2,662.00	3,033.13
210 ATHLETIC FUND	0.00	0.00	0.00	0.00	0.00
B Athletics Totals:	4,262.76	44.00	3,935.63	2,662.00	3,033.13
C Academic Clubs					
300 SCIENCE CLUB	376.12	0.00	0.00	0.00	376.12
310 YEARBOOK	7,072.17	7,745.00	0.00	0.00	14,817.17
320 YOUTH TO YOUTH	-3,396.94	232.00	0.00	3,793.96	629.02
330 KIDS HELPING KIDS	2,029.24	0.00	0.00	0.00	2,029.24
340 RENAISSANCE PROGRAM	1,851.75	0.00	78.66	0.00	1,773.09
350 HAL	24.50	10.00	0.00	70.00	104.50
C Academic Clubs Totals:	7,956.84	7,987.00	78.66	3,863.96	19,729.14
D Clubs and Organizations					
400 STUDENT COUNCIL	658.38	220.00	-35.23	0.00	913.61
410 VOLLEYBALL CLUB	685.33	0.00	0.00	0.00	685.33
420 LEADERSHIP	100.45	0.00	0.00	0.00	100.45
430 BOOK CLUB	561.94	0.00	0.00	0.00	561.94
440 SCRAPBOOK CLUB	5.50	0.00	0.00	0.00	5.50
442 FCS CLUB	0.00	0.00	0.00	0.00	0.00
450 ARTS & CRAFTS CLUB	39.09	0.00	0.00	0.00	39.09
460 PHOTOGRAPHY CLUB	79.58	0.00	0.00	0.00	79.58
470 SPIRIT CLUB	0.00	0.00	0.00	0.00	0.00
480 DRAMA CLUB	138.32	0.00	0.00	0.00	138.32
D Clubs and Organizations Totals:	2,268.59	220.00	-35.23	0.00	2,523.82
E School Custodial Accounts					
500 MUSIC	-120.12	0.00	0.00	120.12	0.00
501 BAND	1,443.49	0.00	0.00	0.00	1,443.49
505 ART CLASS	34.14	0.00	0.00	0.00	34.14
509 8TH GRADE FAREWELL	336.34	0.00	0.00	0.00	336.34
510 TRANSPORTATION	436.38	0.00	0.00	0.00	436.38
511 SPECIAL EVENTS	2,171.59	70.00	0.00	0.00	2,241.59
512 HELP FUND	-215.10	883.00	0.00	0.00	667.90
515 FACULTY VENDING FUND	786.99	0.00	24.48	0.00	762.51
520 TEACHERS HOSPITALITY FUND	198.87	0.00	54.80	0.00	144.07
525 AMS T-SHIRT SALES	1,222.50	434.00	0.00	0.00	1,656.50
528 A.P.E. T-SHIRTS	-18.50	0.00	0.00	18.50	0.00
530 OUTDOOR CLASSROOM	1,104.34	0.00	0.00	0.00	1,104.34
535 SCIENCE BREAKAGE	138.19	0.00	0.00	0.00	138.19
540 INDUSTRIAL ARTS	3,441.03	0.00	0.00	0.00	3,441.03
542 FAMILY CONSUMER SCIENCE	869.95	0.00	0.00	500.00	1,369.95
544	0.00	0.00	0.00	0.00	0.00
545 LIBRARY	3,006.80	12.99	0.00	0.00	3,019.79
550	0.00	0.00	0.00	0.00	0.00

Current Cash Balance Report

42

ALL Data

Arranged by:

Date: 08/01/2006 thru 08/31/2006

Group ID and Activity Number

Activity Number and Name	Beginning Cash	Receipts	Disbursements	Adjustments	Cash Balance
555 FITNESS ROOM	1,136.36	0.00	0.00	0.00	1,136.36
570 FIELD TRIPS-SPECIAL AREA	-24.00	0.00	0.00	24.00	0.00
576 FIELD TRIPS-6 GR.	-408.00	3.00	0.00	405.00	0.00
577 FIELD TRIPS-7 GR.	0.00	0.00	0.00	0.00	0.00
578 FIELD TRIPS-8 GR.	0.00	0.00	0.00	0.00	0.00
580 OTHER SCHOOL CUSTODIAL	620.22	190.00	244.29	0.00	565.93
582	0.00	0.00	0.00	0.00	0.00
585 TEAMMATES	0.00	0.00	0.00	0.00	0.00
590 TEAM 6A	-404.36	0.00	0.00	704.36	300.00
591 TEAM 6B	118.92	0.00	0.00	181.08	300.00
592 TEAM 6C	-8.29	0.00	0.00	308.29	300.00
593 TEAM 7A	59.17	0.00	0.00	240.83	300.00
594 TEAM 7B	13.73	0.00	0.00	286.27	300.00
595 TEAM 7C	0.00	0.00	0.00	300.00	300.00
596 TEAM 8A	1.56	0.00	0.00	298.44	300.00
597 TEAM 8B	132.49	0.00	0.00	167.51	300.00
598	0.00	0.00	0.00	0.00	0.00
E School Custodial Accounts Totals:	<u>16,074.69</u>	<u>1,592.99</u>	<u>323.57</u>	<u>3,554.40</u>	<u>20,898.51</u>
G Investments					
700 SAVINGS	-9,471.12	0.00	0.00	0.00	-9,471.12
710 INTEREST ON SAVINGS	4,471.12	0.00	0.00	0.00	4,471.12
G Investments Totals:	<u>-5,000.00</u>	<u>0.00</u>	<u>0.00</u>	<u>0.00</u>	<u>-5,000.00</u>
H Athletic Department					
820	0.00	0.00	0.00	0.00	0.00
H Athletic Department Totals:	<u>0.00</u>	<u>0.00</u>	<u>0.00</u>	<u>0.00</u>	<u>0.00</u>
Q FIELD TRIP FEES					
1350 HAL FIELD TRIPS	70.00	0.00	0.00	-70.00	0.00
1570 FIELD TRIPS-SPECIAL AREA	0.00	0.00	0.00	0.00	0.00
1576 FIELD TRIPS-6 GR.	321.00	0.00	0.00	-321.00	0.00
1577 FIELD TRIPS-7 GR.	0.00	0.00	0.00	0.00	0.00
1578 FIELD TRIPS-8 GR.	0.00	0.00	0.00	0.00	0.00
Q FIELD TRIP FEES Totals:	<u>391.00</u>	<u>0.00</u>	<u>0.00</u>	<u>-391.00</u>	<u>0.00</u>
R CLUB FEES					
2300 SCIENCE CLUB	0.00	0.00	0.00	0.00	0.00
2320 YOUTH TO YOUTH	3,793.96	0.00	0.00	-3,793.96	0.00
2400 STUDENT COUNCIL	0.00	0.00	0.00	0.00	0.00
2410 VOLLEYBALL CLUB	0.00	0.00	0.00	0.00	0.00
2430 BOOK CLUB	0.00	0.00	0.00	0.00	0.00
2440 SCRAPBOOK CLUB	0.00	0.00	0.00	0.00	0.00
2442 FCS CLUB	0.00	0.00	0.00	0.00	0.00
2450 ARTS & CRAFTS CLUB	0.00	0.00	0.00	0.00	0.00
2460 PHOTOGRAPHY CLUB	0.00	0.00	0.00	0.00	0.00
2470 SPIRIT CLUB	0.00	0.00	0.00	0.00	0.00
2500 MUSIC CLUB	0.00	0.00	0.00	0.00	0.00
2501 BAND CLUB	0.00	0.00	0.00	0.00	0.00
R CLUB FEES Totals:	<u>3,793.96</u>	<u>0.00</u>	<u>0.00</u>	<u>-3,793.96</u>	<u>0.00</u>
S ATHLETIC FEES					
3205 ATHLETICS	2,662.00	0.00	0.00	-2,662.00	0.00
S ATHLETIC FEES Totals:	<u>2,662.00</u>	<u>0.00</u>	<u>0.00</u>	<u>-2,662.00</u>	<u>0.00</u>
Report Totals:	<u>72,437.35</u>	<u>11,422.88</u>	<u>8,305.53</u>	<u>0.00</u>	<u>75,554.70</u>

Current Cash Balance Report

ALL Data

43
Arranged by:

Date: 08/01/2006 thru 08/31/2006

Group ID and Activity Number

Activity Number and Name	Beginning Cash	Receipts	Disbursements	Adjustments	Cash Balance
A GENERAL FUND					
100 General Fund	4,404.12	10.00	1,836.66	0.00	2,577.46
110 Student Vending	1,774.24	665.56	62.51	-350.00	2,027.29
115 Staff Vending	541.35	151.00	0.00	-38.52	653.83
A GENERAL FUND Totals:	6,719.71	826.56	1,899.17	-388.52	5,258.58
D SCHOOL CUSTODIAL ACCOUNTS					
400 Library	418.34	0.00	41.04	0.00	377.30
405 FCS - Family Consumer Science	329.27	0.00	287.28	0.00	41.99
410 Field Trips	-10,584.53	0.00	0.00	10,830.85	246.32
415 Hospitality	308.76	260.00	124.36	0.00	444.40
420 IT LAB - Industrial Technology	4,811.37	0.00	2,455.28	0.00	2,356.09
425 Art	5.00	0.00	0.00	0.00	5.00
430 Spirit Wear	1,514.95	0.00	1,922.85	0.00	-407.90
435 Book Fines	2,631.33	0.00	0.00	0.00	2,631.33
440 Bleacher Fund	2,388.44	0.00	0.00	0.00	2,388.44
445 Book Store	0.00	0.00	0.00	0.00	0.00
450 PE Shirts	14.00	0.00	1,563.10	0.00	-1,549.10
455 Jump Start Camp	-50.00	0.00	30.00	0.00	-80.00
D SCHOOL CUSTODIAL ACCOUNTS Totals:	1,786.93	260.00	6,423.91	10,830.85	6,453.87
E INVESTMENTS					
500 Savings	0.00	0.00	0.00	0.00	0.00
505 Checking Interest	486.21	27.21	0.00	0.00	513.42
510 Interest on Savings	0.00	0.00	0.00	0.00	0.00
E INVESTMENTS Totals:	486.21	27.21	0.00	0.00	513.42
F ATHLETICS and ACTIVITIES					
600 Athletics Program	-7,624.75	0.00	3,624.44	15,400.88	4,151.69
605 Clubs and Activities	22.20	0.00	0.00	0.00	22.20
610 Student Council	1,805.69	0.00	0.00	0.00	1,805.69
615 Youth to Youth	-1,195.62	0.00	0.00	1,346.00	150.38
620 Emissary / Peer Mediation / Tutor	9.13	0.00	0.00	0.00	9.13
625 FCS Club	-266.52	0.00	0.00	330.00	63.48
630 Swing Choir Club	148.69	0.00	0.00	0.00	148.69
635 Environmental Club	450.91	0.00	0.00	0.00	450.91
640 Yearbook	734.83	8,470.00	0.00	0.00	9,204.83
645 Art Club	1.97	0.00	90.54	117.00	28.43
650 HAL	-913.60	0.00	0.00	948.46	34.86
655 Dance Club	45.43	0.00	0.00	0.00	45.43
660 Jazz Band	74.87	0.00	0.00	0.00	74.87
665 Drama Club	-155.86	0.00	0.00	140.00	-15.86
670 Cross Country Club	3.73	0.00	0.00	0.00	3.73
675 Solo and Ensemble Contest	309.33	0.00	500.00	388.52	197.85
680 Future Educators Club	47.69	0.00	0.00	0.00	47.69
F ATHLETICS and ACTIVITIES Totals:	-6,501.88	8,470.00	4,214.98	18,670.86	16,424.00
Q FIELD TRIP FEES					
1000 Field Trips	11,324.85	0.00	0.00	-10,830.85	494.00
Q FIELD TRIP FEES Totals:	11,324.85	0.00	0.00	-10,830.85	494.00
R CLUB FEES					
2455 Jump Start Camp	680.00	40.00	0.00	0.00	720.00
2610 Student Council	0.00	0.00	0.00	0.00	0.00
2615 Youth-to-Youth	1,346.00	0.00	0.00	-1,346.00	0.00
2625 FCS Club	330.00	0.00	0.00	-330.00	0.00
2630 Swing Choir	0.00	0.00	0.00	0.00	0.00

ALL Data

Current Cash Balance Report

44

Arranged by:

Date: 08/01/2006 thru 08/31/2006

Group ID and Activity Number

Activity Number and Name	Beginning Cash	Receipts	Disbursements	Adjustments	Cash Balance
2635 Environmental Club	93.31	0.00	0.00	0.00	93.31
2645 Art Club	117.00	0.00	0.00	-117.00	0.00
2650 HAL	948.46	0.00	0.00	-948.46	0.00
2655 Dance Club	0.00	0.00	0.00	0.00	0.00
2665 Drama Club	140.00	0.00	0.00	-140.00	0.00
2670 Cross Country Club	0.00	0.00	0.00	0.00	0.00
R CLUB FEES Totals:	<u>3,654.77</u>	<u>40.00</u>	<u>0.00</u>	<u>-2,881.46</u>	<u>813.31</u>
S ATHLETIC FEES					
3000 Athletics	15,832.75	0.00	0.00	-15,400.88	431.87
S ATHLETIC FEES Totals:	<u>15,832.75</u>	<u>0.00</u>	<u>0.00</u>	<u>-15,400.88</u>	<u>431.87</u>
Report Totals:	<u>33,303.34</u>	<u>9,623.77</u>	<u>12,538.06</u>	<u>0.00</u>	<u>30,389.05</u>

Current Cash Balance Report

Date: 08/01/2006 thru 08/31/2006

Group ID and Activity Number

Activity Number and Name	Beginning Cash	Receipts	Disbursements	Adjustments	Cash Balance
A GENERAL FUNDS					
100 VENDING	10,130.13	0.00	511.87	0.00	9,618.26
105 STAFF VENDING	3,043.96	0.00	189.71	0.00	2,854.25
110 GENERAL FUND	3,103.58	0.00	0.00	-505.12	2,598.46
112 PAYBAC	3,376.46	0.00	0.00	0.00	3,376.46
115 KIEWIT T-SHIRT-SALES/PROJECTS	9,055.90	0.00	437.50	0.00	8,618.40
116 CLASS/ACTIVITY T-SHIRTS	0.00	0.00	0.00	0.00	0.00
117 BOOK ORDERS	-297.00	0.00	0.00	297.00	0.00
119 SITE IMPROVEMENT	18,668.88	0.00	0.00	0.00	18,668.88
120 SCHOOL IMPROVEMENT TEAM	2,621.00	0.00	0.00	0.00	2,621.00
125 FUNDRAISER	0.00	0.00	0.00	0.00	0.00
130 BUS	7,688.36	0.00	0.00	0.00	7,688.36
140 RETIREMENT	1,102.02	0.00	0.00	0.00	1,102.02
150 PARENT/TEACHER RESOURCE LIB	775.53	0.00	0.00	0.00	775.53
155 TECHNOLOGY	0.00	0.00	0.00	0.00	0.00
165 ROTARY	621.91	0.00	0.00	0.00	621.91
167 KCC FUNDRAISER	7,000.00	0.00	0.00	0.00	7,000.00
170 SCHOLARSHIP	5,636.06	0.00	0.00	0.00	5,636.06
180 SPECIAL PROJECTS	7,412.43	0.00	165.25	0.00	7,247.18
185 LEARNING CENTER	930.13	0.00	0.00	0.00	930.13
190 STAFF DEVELOPMENT	5,361.96	0.00	290.04	0.00	5,071.92
195 STUDENT ACTIVITIES	3,698.72	0.00	0.00	0.00	3,698.72
196 PARENTS FOR TEACHER APPRECIATION	0.00	0.00	0.00	0.00	0.00
197 VOCAL MUSIC	0.00	0.00	0.00	0.00	0.00
198 KETV GRANT/LAURA THOREEN	700.00	0.00	0.00	0.00	700.00
199 RITONYA-ANNE PAGE	150.00	0.27	39.74	0.00	110.53
A GENERAL FUNDS Totals:	90,780.03	0.27	1,634.11	-208.12	88,938.07
B ATHLETICS					
200 ATHLETICS	9,541.69	0.00	379.90	0.00	9,161.79
205 SUMMER BB CAMP	4,701.96	0.00	0.00	0.00	4,701.96
210 MULTI-PURPOSE PROJECT	0.00	0.00	0.00	0.00	0.00
B ATHLETICS Totals:	14,243.65	0.00	379.90	0.00	13,863.75
C ACADEMIC CLUBS					
300 INTERNATIONAL CLUB	0.00	0.00	0.00	0.00	0.00
305 VOLUNTEER CLUB	3,744.73	0.00	0.00	0.00	3,744.73
310 YEARBOOK	15,774.12	0.00	0.00	0.00	15,774.12
315 DRAMA CLUB	1,829.57	0.00	0.00	0.00	1,829.57
320 YOUTH-TO-YOUTH	1,665.36	0.00	0.00	0.00	1,665.36
325 STUDENT COUNCIL	2,375.08	0.00	0.00	0.00	2,375.08
330 SCIENCE CLUB	0.00	0.00	0.00	0.00	0.00
335 ART CLUB	0.00	0.00	0.00	0.00	0.00
355 SPEECH CLUB	0.00	0.00	0.00	0.00	0.00
360 DESTINATION IMAGINATION CLUB	0.00	0.00	0.00	0.00	0.00
C ACADEMIC CLUBS Totals:	25,388.86	0.00	0.00	0.00	25,388.86
D CLUBS AND ORGANIZATIONS					
420 SNACK AND STITCH	36.81	0.00	0.00	0.00	36.81
D CLUBS AND ORGANIZATIONS Totals:	36.81	0.00	0.00	0.00	36.81
E SCHOOL CUSTODIAL ACCOUNTS					
520 SOCIAL/HOSPITALITY	1,968.07	0.00	218.58	0.00	1,749.49
530 PE/LOCK	2,568.52	0.00	0.00	0.00	2,568.52
540 HOME ARTS	275.76	0.00	0.00	0.00	275.76
550 INDUSTRIAL ARTS	7,367.27	0.00	0.00	0.00	7,367.27

Current Cash Balance Report

Date: 08/01/2006 thru 08/31/2006

Group ID and Activity Number

Activity Number and Name	Beginning Cash	Receipts	Disbursements	Adjustments	Cash Balance
560 ART CLASS	0.00	0.00	0.00	0.00	0.00
580 LIBRARY	4,811.66	0.00	0.00	0.00	4,811.66
581 6A FIELD TRIP	0.00	0.00	80.00	0.00	-80.00
582 6B FIELD TRIP	0.00	0.00	0.00	0.00	0.00
583 6C FIELD TRIP	0.00	0.00	0.00	0.00	0.00
584 7A FIELD TRIP	0.00	0.00	0.00	0.00	0.00
585 7B FIELD TRIP	0.00	0.00	0.00	0.00	0.00
586 7C FIELD TRIP	0.00	0.00	0.00	0.00	0.00
587 8A FIELD TRIP	0.00	0.00	0.00	0.00	0.00
588 8B FIELD TRIP	0.00	0.00	0.00	0.00	0.00
589 8C FIELD TRIP	0.00	0.00	0.00	0.00	0.00
590 FRENCH FIELD TRIP	0.00	0.00	0.00	0.00	0.00
591 GERMAN FIELD TRIP	0.00	0.00	0.00	0.00	0.00
592 SPANISH FIELD TRIP	0.00	0.00	0.00	0.00	0.00
593 HAL FIELD TRIPS	-208.12	0.00	0.00	208.12	0.00
594 AFTER SCHOOL PROGRAM	3,461.35	0.00	243.70	0.00	3,217.65
595 SUMMER SCHOOL PROGRAM	1,213.25	0.00	0.00	0.00	1,213.25
596 BAND FIELD TRIPS	0.00	0.00	0.00	0.00	0.00
597 BAND ACTIVITIES	0.00	0.00	0.00	0.00	0.00
E SCHOOL CUSTODIAL ACCOUNTS Totals:	21,457.76	0.00	542.28	208.12	21,123.60
F DISTRICT CUSTODIAL ACCOUNTS					
620 CONVENTION	0.00	0.00	0.00	0.00	0.00
F DISTRICT CUSTODIAL ACCOUNTS Totals:	0.00	0.00	0.00	0.00	0.00
G INVESTMENTS					
700 SAVINGS	-71,756.62	0.00	0.00	0.00	-71,756.62
710 INTEREST ON SAVINGS	47,354.62	0.00	0.00	0.00	47,354.62
G INVESTMENTS Totals:	-24,402.00	0.00	0.00	0.00	-24,402.00
Q FIELD TRIP FEES					
1581 6A FIELD TRIP	0.00	0.00	0.00	0.00	0.00
1582 6B FIELD TRIPS	0.00	0.00	0.00	0.00	0.00
1583 6C FIELD TRIPS	0.00	0.00	0.00	0.00	0.00
1584 7A FIELD TRIPS	0.00	0.00	0.00	0.00	0.00
1585 7B FIELD TRIPS	0.00	0.00	0.00	0.00	0.00
1586 7C FIELD TRIPS	0.00	0.00	0.00	0.00	0.00
1587 8A FIELD TRIPS	0.00	0.00	0.00	0.00	0.00
1588 8B FIELD TRIPS	0.00	0.00	0.00	0.00	0.00
1589 8C FIELD TRIPS	0.00	0.00	0.00	0.00	0.00
1590 FRENCH FIELD TRIPS	0.00	0.00	0.00	0.00	0.00
1591 GERMAN FIELD TRIPS	0.00	0.00	0.00	0.00	0.00
1592 SPANISH FIELD TRIPS	0.00	0.00	0.00	0.00	0.00
1593 HAL FIELD TRIPS	0.00	0.00	0.00	0.00	0.00
1596 BAND FIELD TRIPS	0.00	0.00	0.00	0.00	0.00
Q FIELD TRIP FEES Totals:	0.00	0.00	0.00	0.00	0.00
R CLUB FEES					
2320 YOUTH TO YOUTH CLUB	0.00	0.00	0.00	0.00	0.00
2335 ART CLUB	0.00	0.00	0.00	0.00	0.00
2350 CHESS CLUB	0.00	0.00	0.00	0.00	0.00
2355 SPEECH CLUB	0.00	0.00	0.00	0.00	0.00
2360 DESTINATION IMAGINATION CLUB	0.00	0.00	0.00	0.00	0.00
2420 SNACK AND STITCH CLUB	0.00	0.00	0.00	0.00	0.00
R CLUB FEES Totals:	0.00	0.00	0.00	0.00	0.00

ALL Data

Current Cash Balance Report

47
Arranged by:

Date: 08/01/2006 thru 08/31/2006

Group ID and Activity Number

Activity Number and Name	Beginning Cash	Receipts	Disbursements	Adjustments	Cash Balance
S ATHLETIC FEES					
3200 ATHLETICS	0.00	0.00	0.00	0.00	0.00
3205 SUMMER BB CAMP	0.00	0.00	0.00	0.00	0.00
S ATHLETIC FEES Totals:	<u>0.00</u>	<u>0.00</u>	<u>0.00</u>	<u>0.00</u>	<u>0.00</u>
T AFTER SCHOOL PROGRAM FEES					
6594 AFTER SCHOOL PROGRAM	0.00	0.00	0.00	0.00	0.00
6595 AFTER SCHOOL/SUMMER SCHOOL	0.00	0.00	0.00	0.00	0.00
T AFTER SCHOOL PROGRAM FEES Totals:	<u>0.00</u>	<u>0.00</u>	<u>0.00</u>	<u>0.00</u>	<u>0.00</u>
Report Totals:	<u>127,505.11</u>	<u>0.27</u>	<u>2,556.29</u>	<u>0.00</u>	<u>124,949.09</u>

Current Cash Balance Report

Date: 08/01/2006 thru 08/31/2006

Group ID and Activity Number

Activity Number and Name	Beginning Cash	Receipts	Disbursements	Adjustments	Cash Balance
A GENERAL FUNDS					
100 VENDING (STUDENT)	4,638.86	866.11	0.00	0.00	5,504.97
101 VENDING (PENS & PENCILS)	145.56	49.75	0.00	0.00	195.31
102 VENDING (CANDY)	0.00	0.00	0.00	0.00	0.00
103 VENDING (ICE CREAM)	0.00	0.00	0.00	0.00	0.00
104 VENDING (STAFF)	182.89	0.00	0.00	0.00	182.89
110 GENERAL	1,068.63	3,772.34	1,427.13	43.72	3,457.56
115 LINK BOOK ORDERS	0.00	0.00	0.00	0.00	0.00
120 CHARVAT BOOK ORDERS	0.00	0.00	0.00	0.00	0.00
125 MAUST BOOK ORDER	0.00	0.00	0.00	0.00	0.00
126 BRABLEC BOOK ORDERS	0.00	0.00	0.00	0.00	0.00
127 BUNNELL BOOK ORDERS	0.00	238.35	0.00	0.00	238.35
128 BUTLER BOOK ORDERS	0.00	201.65	0.00	0.00	201.65
130 MEF SCHOLARSHIP	0.00	0.00	0.00	0.00	0.00
135 HOSPITALITY FUND	75.38	0.00	0.00	47.84	123.22
140 CHARVAT BOOK ORDERS	0.00	0.00	0.00	0.00	0.00
145 NOT USED	0.00	0.00	0.00	0.00	0.00
150 NOT USED	0.00	0.00	0.00	0.00	0.00
A GENERAL FUNDS Totals:	6,111.32	5,128.20	1,427.13	91.56	9,903.95
B ATHLETICS					
200 ATHLETICS	0.00	0.00	0.00	0.00	0.00
210 FOOTBALL	-5,271.12	0.00	1,852.86	2,102.00	-5,021.98
220 BASKETBALL	-3,304.98	0.00	556.25	3,901.50	40.27
230 VOLLEYBALL	-4,356.79	0.00	231.20	1,562.00	-3,025.99
240 WRESTLING	-2,579.03	0.00	153.75	594.00	-2,138.78
250 CROSS COUNTRY	-252.25	0.00	0.00	0.00	-252.25
260 TRACK & FIELD	-5,879.97	0.00	987.78	2,628.00	-4,239.75
B ATHLETICS Totals:	-21,644.14	0.00	3,781.84	10,787.50	-14,638.48
C ACADEMIC CLUBS					
300 ANNUAL	4,104.51	0.00	0.00	0.00	4,104.51
305 ART CLUB	72.08	0.00	0.00	370.00	442.08
306 CHESS	0.00	0.00	0.00	0.00	0.00
310 DRAMA CLUB	-32.12	0.00	1,600.00	811.50	-820.62
313 WALKING CLUB	-36.08	0.00	0.00	40.00	3.92
315 YOUTH TO YOUTH	-204.25	0.00	0.00	360.00	155.75
317 FRENCH CLUB	0.00	0.00	0.00	0.00	0.00
318 MUSTANG MENTORS	0.00	0.00	0.00	0.00	0.00
320 SCIENCE CLUB	0.00	0.00	0.00	0.00	0.00
321 SCRAPBOOK CLUB	-129.09	0.00	0.00	165.00	35.91
325 SKI CLUB	0.00	0.00	0.00	0.00	0.00
330 SPANISH CLUB	0.00	0.00	0.00	0.00	0.00
335 VOLUNTEER CLUB	74.12	0.00	0.00	0.00	74.12
340 SPED CAMPING TRIP	33.14	0.00	0.00	-33.14	0.00
345 NOT USED	0.00	0.00	0.00	0.00	0.00
350 FORENSICS	-205.00	0.00	0.00	205.00	0.00
C ACADEMIC CLUBS Totals:	3,677.31	0.00	1,600.00	1,918.36	3,995.67
D CLUBS AND ORGANIZATIONS					
400 STUDENT COUNCIL	402.93	0.00	0.00	0.00	402.93
450 MUSTANG SCHOLAR RETREAT	0.00	0.00	94.81	0.00	-94.81
D CLUBS AND ORGANIZATIONS Totals:	402.93	0.00	94.81	0.00	308.12

ALL Data

Current Cash Balance Report49
Arranged by:

Date: 08/01/2006 thru 08/31/2006

Group ID and Activity Number

Activity Number and Name	Beginning Cash	Receipts	Disbursements	Adjustments	Cash Balance
E SCHOOL CUSTODIAL ACCOUNTS					
500 ART PROJECTS	1,303.67	0.00	0.00	0.00	1,303.67
501 BAND CONTEST/CLINIC	-25.87	0.00	0.00	25.87	0.00
502 SWING CHOIR	-369.64	0.00	0.00	369.64	0.00
503 HONOR CHOIR	-46.50	0.00	0.00	46.50	0.00
504 JAZZ BAND	-74.80	0.00	0.00	74.80	0.00
505 NOT USED	47.84	0.00	0.00	-47.84	0.00
506 6A FIELD TRIPS	-405.00	0.00	0.00	405.00	0.00
507 6B FIELD TRIPS	-535.00	0.00	0.00	535.00	0.00
508 7A FIELD TRIPS	-268.42	0.00	0.00	268.42	0.00
509 7B FIELD TRIPS	-276.62	0.00	0.00	276.62	0.00
510 8A FIELD TRIPS	0.00	0.00	0.00	0.00	0.00
511 8B FIELD TRIPS	0.00	0.00	0.00	0.00	0.00
512 FOREIGN LANGUAGE TRIP	-105.00	0.00	0.00	105.00	0.00
515 FUND RAISING	33,733.91	11,586.86	0.00	-977.08	44,343.69
520 GYM SUITS	29.30	0.00	0.00	0.00	29.30
525 HOME EC PROJECTS	-102.31	673.30	0.00	102.31	673.30
526 HONORS BAND	-176.88	0.00	0.00	176.88	0.00
527 HAL TRIPS	-621.68	0.00	0.00	621.68	0.00
530 INDUSTRIAL ARTS PROJECTS	5,676.16	0.00	0.00	0.00	5,676.16
535 INSTRUMENT RENTAL	35.00	0.00	0.00	0.00	35.00
545 LIBRARY	1,824.55	0.00	0.00	0.00	1,824.55
550 LOCK	45.00	0.00	0.00	0.00	45.00
552 MATH/SCI SAT SCHOOL	0.00	0.00	0.00	0.00	0.00
555 OUTDOOR EDUCATION	-9,259.98	0.00	0.00	7,959.98	-1,300.00
560 SITE BASE PLAN	0.00	0.00	0.00	0.00	0.00
570 JUMP START	0.00	0.00	247.01	0.00	-247.01
E SCHOOL CUSTODIAL ACCOUNTS Totals:	30,427.73	12,260.16	247.01	9,942.78	52,383.66
F DISTRICT CUSTODIAL ACCOUNTS					
600 NOT USED	0.00	0.00	0.00	0.00	0.00
620 NOT USED	0.00	0.00	0.00	0.00	0.00
F DISTRICT CUSTODIAL ACCOUNTS Totals:	0.00	0.00	0.00	0.00	0.00
G INVESTMENTS					
700 INVESTMENTS	-28,807.26	0.00	0.00	0.00	-28,807.26
710 INTEREST FROM SAVINGS	0.00	0.00	0.00	0.00	0.00
G INVESTMENTS Totals:	-28,807.26	0.00	0.00	0.00	-28,807.26
Q FIELD TRIP FEES					
1340 RESOURCE	0.00	0.00	0.00	0.00	0.00
1400 STUDENT COUNCIL TRIP	0.00	0.00	0.00	0.00	0.00
1506 6A FIELD TRIP	405.00	0.00	0.00	-405.00	0.00
1507 6B FIELD TRIP	535.00	0.00	0.00	-535.00	0.00
1508 7A FIELD TRIP	279.00	0.00	0.00	-279.00	0.00
1509 7B FIELD TRIP	273.00	0.00	0.00	-273.00	0.00
1510 8A FIELD TRIP	0.00	0.00	0.00	0.00	0.00
1511 8B FIELD TRIP	0.00	0.00	0.00	0.00	0.00
1512 FOREIGN LANGUAGE TRIP	105.00	0.00	0.00	-105.00	0.00
1527 HAL FIELD TRIP	554.20	0.00	0.00	-554.20	0.00
1555 OUTDOOR ED	7,695.00	45.00	0.00	-7,695.00	45.00
1570 JUMP START	650.00	80.00	0.00	0.00	730.00
Q FIELD TRIP FEES Totals:	10,496.20	125.00	0.00	-9,846.20	775.00

ALL Data

Current Cash Balance Report

50
Arranged by:

Date: 08/01/2006 thru 08/31/2006

Group ID and Activity Number

Activity Number and Name	Beginning Cash	Receipts	Disbursements	Adjustments	Cash Balance
R CLUB FEES					
2305 ART CLUB	370.00	0.00	0.00	-370.00	0.00
2306 CHESS CLUB	0.00	0.00	0.00	0.00	0.00
2310 DRAMA CLUB	811.50	5,215.00	0.00	-811.50	5,215.00
2313 WALKING CLUB	40.00	0.00	0.00	-40.00	0.00
2315 YOUTH TO YOUTH	360.00	0.00	0.00	-360.00	0.00
2321 SCRAPBOOK CLUB	165.00	0.00	0.00	-165.00	0.00
2330 CROSS COUNTRY CLUB	0.00	0.00	0.00	0.00	0.00
2350 FORENSICS	200.00	0.00	0.00	-200.00	0.00
2504 JAZZ BAND	0.00	0.00	0.00	0.00	0.00
2513 FIDDLE FEST	0.00	0.00	0.00	0.00	0.00
2526 HONORS BAND	160.00	0.00	0.00	-160.00	0.00
2535 INSTRUMENT RENTAL	0.00	450.00	0.00	0.00	450.00
R CLUB FEES Totals:	2,106.50	5,665.00	0.00	-2,106.50	5,665.00
S ATHLETIC FEES					
3010 FOOTBALL	2,102.00	1,882.00	0.00	-2,102.00	1,882.00
3020 BASKETBALL	3,901.50	0.00	0.00	-3,901.50	0.00
3030 VOLLEYBALL	1,562.00	506.00	0.00	-1,562.00	506.00
3040 WRESTLING	594.00	0.00	0.00	-594.00	0.00
3060 TRACK & FIELD	2,628.00	0.00	0.00	-2,628.00	0.00
S ATHLETIC FEES Totals:	10,787.50	2,388.00	0.00	-10,787.50	2,388.00
T AFTER SCHOOL PROGRAM FEES					
4500 MUSTANG SCHOLAR RETREAT	25.00	3,795.00	0.00	0.00	3,820.00
T AFTER SCHOOL PROGRAM FEES Totals:	25.00	3,795.00	0.00	0.00	3,820.00
Report Totals:	13,583.09	29,361.36	7,150.79	0.00	35,793.66

Current Cash Balance Report

Date: 08/01/2006 thru 08/31/2006

Group ID and Activity Number

Activity Number and Name	Beginning Cash	Receipts	Disbursements	Adjustments	Cash Balance
A ACTIVITY GENERAL FUND					
100 Vending	4,255.40	0.00	682.88	0.00	3,572.52
101 Coffee & Water Machines	-666.70	0.00	104.95	0.00	-771.65
102 Building Beautification	2,457.22	0.00	0.00	0.00	2,457.22
103 Vending machines-staff	27.77	0.00	0.00	0.00	27.77
104 Freedom Shrine Donations	0.00	0.00	0.00	0.00	0.00
105 Dummy Account	0.00	0.00	0.00	0.00	0.00
110 General	-99.25	0.00	592.53	0.00	-691.78
149 Discretionary Spending	0.00	0.00	0.00	0.00	0.00
150 Sweatshirt Sales	311.09	4,283.25	0.00	0.00	4,594.34
A ACTIVITY GENERAL FUND Totals:	6,285.53	4,283.25	1,380.36	0.00	9,188.42
B ATHLETICS/ACTIVITIES					
201 Athletics	-14,515.48	0.00	4,209.31	0.00	-18,724.79
202 Athletics Assistance from Rotary	578.50	0.00	0.00	0.00	578.50
203 Concert Supervision	0.00	0.00	0.00	0.00	0.00
B ATHLETICS/ACTIVITIES Totals:	-13,936.98	0.00	4,209.31	0.00	-18,146.29
C ACADEMIC CLUBS					
301 Yearbook	5,412.67	0.00	14.40	0.00	5,398.27
302 Swing/Girls' Choir	0.00	0.00	0.00	0.00	0.00
303 Jazz Band	0.00	0.00	0.00	0.00	0.00
C ACADEMIC CLUBS Totals:	5,412.67	0.00	14.40	0.00	5,398.27
D CLUBS AND ORGANIZATIONS					
401 Art Club	-137.13	0.00	0.00	0.00	-137.13
402 Chess Club	0.00	0.00	0.00	0.00	0.00
403 Computer Club	0.00	0.00	0.00	0.00	0.00
404 Drama Club	0.00	0.00	0.00	0.00	0.00
405 Environmental Club	0.00	0.00	0.00	0.00	0.00
406 Golf Club	0.00	0.00	0.00	0.00	0.00
407 Student Newspaper	0.00	0.00	0.00	0.00	0.00
408 Science Club	0.00	0.00	0.00	0.00	0.00
409 Home Ec Club	0.00	0.00	0.00	0.00	0.00
410 Student Council	1,680.95	0.00	0.00	0.00	1,680.95
411 Youth to Youth	848.83	0.00	0.00	0.00	848.83
413 Wits Clash/Knowledge Masters	33.02	0.00	0.00	0.00	33.02
414 Ski Club	0.00	0.00	0.00	0.00	0.00
415 Photography Club	0.00	0.00	0.00	0.00	0.00
416 Literary Club	0.00	0.00	0.00	0.00	0.00
417 Summer Opportunities	0.00	0.00	0.00	0.00	0.00
418 Spirit Club	0.00	0.00	0.00	0.00	0.00
419 Engineering Club	0.00	0.00	0.00	0.00	0.00
420 Japanese Club	48.22	0.00	0.00	0.00	48.22
421 Dulcimer Club	0.00	0.00	0.00	0.00	0.00
D CLUBS AND ORGANIZATIONS Totals:	2,473.89	0.00	0.00	0.00	2,473.89
E ADMIN CUSTODIAL ACCOUNTS					
601 Employee Hospitality	234.16	0.00	263.17	0.00	-29.01
603 Gym Fees	53.08	0.00	0.00	0.00	53.08
604 Art	136.46	0.00	0.00	0.00	136.46
605 Book Fines	8,703.37	0.00	0.00	0.00	8,703.37
606 Library	971.96	0.00	0.00	0.00	971.96
607 Parent Pack Organization	0.00	0.00	0.00	0.00	0.00
608 Leadership Workshop	0.00	0.00	0.00	0.00	0.00
609 Parent Pack Resource	0.00	0.00	0.00	0.00	0.00

Current Cash Balance Report

Date: 08/01/2006 thru 08/31/2006

Group ID and Activity Number

Activity Number and Name	Beginning Cash	Receipts	Disbursements	Adjustments	Cash Balance
610 8th Grade Farewell	1,629.99	0.00	0.00	0.00	1,629.99
611 Directory Advertisements	0.00	0.00	0.00	0.00	0.00
612 Peer Tutor/Learning Center	0.00	0.00	0.00	0.00	0.00
618 Counseling	-83.81	0.00	248.63	0.00	-332.44
E ADMIN CUSTODIAL ACCOUNTS Totals:	11,645.21	0.00	511.80	0.00	11,133.41
F ACADEMIC CUSTODIAL ACCOUNTS					
701 HAL	395.11	0.00	0.00	0.00	395.11
702 Industrial Technology	-506.48	0.00	2,009.64	0.00	-2,516.12
703 Home Economics	367.98	0.00	0.00	0.00	367.98
704 TEAM 6A	94.24	0.00	0.00	0.00	94.24
705 TEAM 6B	296.95	0.00	0.00	0.00	296.95
706 TEAM 7A	470.53	0.00	14.41	0.00	456.12
707 TEAM 7B	302.29	0.00	0.00	0.00	302.29
708 TEAM 8A	334.58	0.00	0.00	0.00	334.58
709 TEAM 8B	216.99	0.00	17.60	0.00	199.39
710 TEAM 7C	0.00	0.00	0.00	0.00	0.00
711 TEAM 6C	80.71	0.00	0.00	0.00	80.71
712 TEAM 8C	115.55	0.00	0.00	0.00	115.55
713 Field Trips - balance from prior years	1,457.73	0.00	0.00	0.00	1,457.73
714 6th grade field trips	-4,983.64	0.00	0.00	0.00	-4,983.64
715 7th grade field trips	-638.21	0.00	0.00	0.00	-638.21
716 8th grade field trips	-6,742.38	0.00	0.00	0.00	-6,742.38
717 Exploratory Teams	55.31	0.00	0.00	0.00	55.31
718 Packtime	0.00	0.00	0.00	0.00	0.00
719 Music	35.00	0.00	0.00	0.00	35.00
720 Orchestra	17.52	0.00	0.00	0.00	17.52
721 Band	0.00	0.00	0.00	0.00	0.00
722 Music field trips	-215.00	0.00	0.00	0.00	-215.00
723 Orchestra field trips	0.00	0.00	0.00	0.00	0.00
724 Band field trips	0.00	0.00	0.00	0.00	0.00
725 HAL Field trips	-816.25	0.00	0.00	0.00	-816.25
726 Foreign Language Field Trips	-250.00	0.00	0.00	0.00	-250.00
727 Youth to Youth Field Trips	-1,620.50	0.00	0.00	0.00	-1,620.50
728 Jump Start Program	0.00	0.00	86.68	0.00	-86.68
F ACADEMIC CUSTODIAL ACCOUNTS Totals:	-11,531.97	0.00	2,128.33	0.00	-13,660.30
G DISTRICT CUSTODIAL ACCOUNTS					
800 Reimbursement account	0.00	0.00	0.00	0.00	0.00
801 Convention	0.00	0.00	0.00	0.00	0.00
802 Other District Custodial	0.00	0.00	0.00	0.00	0.00
G DISTRICT CUSTODIAL ACCOUNTS Totals:	0.00	0.00	0.00	0.00	0.00
H INVESTMENTS					
905 Interest on checking	837.11	44.14	0.00	0.00	881.25
H INVESTMENTS Totals:	837.11	44.14	0.00	0.00	881.25
I FUNDRAISERS					
1001 Auction	0.00	0.00	0.00	0.00	0.00
1002 MAGAZINE SALES	4,377.40	0.00	1,462.07	0.00	2,915.33
1003 Entertainment Books	5,175.41	0.00	450.00	0.00	4,725.41
1004 J.C. Penney	426.08	0.00	0.00	0.00	426.08
1005 Target donation	3,730.46	0.00	0.00	0.00	3,730.46
1006 Donations	8,279.30	0.00	0.00	0.00	8,279.30
1007 Commercial Federal Donation	1,150.00	0.00	0.00	0.00	1,150.00
1008 Bemis Art Project	0.00	0.00	0.00	0.00	0.00

ALL Data

Current Cash Balance Report

53 Arranged by:

Date: 08/01/2006 thru 08/31/2006

Group ID and Activity Number

Activity Number and Name	Beginning Cash	Receipts	Disbursements	Adjustments	Cash Balance
1009 Russell Night at Moe's	338.42	0.00	0.00	0.00	338.42
I FUNDRAISERS Totals:	23,477.07	0.00	1,912.07	0.00	21,565.00
J PACKTIME ACCOUNTS					
1100 PACKTime 6th grade	0.00	0.00	0.00	0.00	0.00
1102 PACKTime 7th grade	0.00	0.00	0.00	0.00	0.00
1103 PACKTime 8th grade	0.00	0.00	0.00	0.00	0.00
J PACKTIME ACCOUNTS Totals:	0.00	0.00	0.00	0.00	0.00
Q Field Trip Fees					
1205 6A field trips/team days	1,563.20	0.00	0.00	0.00	1,563.20
1210 6B Field trips/team day	1,765.00	0.00	0.00	0.00	1,765.00
1211 6C field trips/team days	1,463.25	0.00	0.00	0.00	1,463.25
1215 7A Field trips/team day	759.75	0.00	0.00	0.00	759.75
1220 7B Field trips/team day	628.25	0.00	0.00	0.00	628.25
1225 7C Field trips/team days	0.00	0.00	0.00	0.00	0.00
1230 8A Field trips/team days	2,582.00	0.00	0.00	0.00	2,582.00
1235 8B Field trip/team days	2,555.25	0.00	0.00	0.00	2,555.25
1240 8C Field trips/team days	1,192.00	0.00	0.00	0.00	1,192.00
1245 Foreign Language Field Trips	250.00	0.00	0.00	0.00	250.00
1250 Vocal Music Field Trips	195.00	0.00	0.00	0.00	195.00
1255 Orchestra Field Trips	0.00	0.00	0.00	0.00	0.00
1260 HAL Field Trips	869.25	0.00	0.00	0.00	869.25
1265 Band Field Trips	0.00	0.00	0.00	0.00	0.00
1270 Journalism Field Trips	0.00	0.00	0.00	0.00	0.00
1275 Student Council Field Trips	0.00	0.00	0.00	0.00	0.00
1280 Jump Start	780.00	0.00	20.00	0.00	760.00
1281 Youth to Youth Field Trips	1,620.50	0.00	0.00	0.00	1,620.50
Q Field Trip Fees Totals:	16,223.45	0.00	20.00	0.00	16,203.45
R Clubs/Activities					
2401 Art Club	219.00	0.00	0.00	0.00	219.00
2402 Chess Club	0.00	0.00	0.00	0.00	0.00
2420 Japanese Club	0.00	0.00	0.00	0.00	0.00
R Clubs/Activities Totals:	219.00	0.00	0.00	0.00	219.00
S Athletic Fees					
3201 Athletics	13,154.00	0.00	0.00	0.00	13,154.00
S Athletic Fees Totals:	13,154.00	0.00	0.00	0.00	13,154.00
Report Totals:	54,258.98	4,327.39	10,176.27	0.00	48,410.10

54

ALL Data

Current Cash Balance Report

Date: 08/01/2006 thru 08/31/2006

Arranged by:
Group ID and Activity Number

Activity Number and Name	Beginning Cash	Receipts	Disbursements	Adjustments	Cash Balance
A GENERAL FUNDS					
100 VENDING MACHINES	14,836.69	1,382.67	0.00	-15,000.00	1,219.36
105 STAFF VENDING MACHINES	545.22	0.00	279.31	0.00	265.91
110 GENERAL	-11,148.28	1,562.00	5,331.15	16,348.38	1,430.95
120 PENCIL FUND (SCHOOL IMPROV.)	781.38	0.00	599.02	0.00	182.36
150 INTEREST EARNED CHECKING	3,058.26	0.00	0.00	0.00	3,058.26
170 INTEREST EARNED SAVINGS	12,245.78	0.00	0.00	-29.89	12,215.89
180 BUILDING IMPROVEMENTS FUND	-29.89	0.00	0.00	29.89	0.00
190 PAYBAC FUND	467.14	0.00	0.00	0.00	467.14
A GENERAL FUNDS Totals:	20,756.30	2,944.67	6,209.48	1,348.38	18,839.87
B ATHLETICS					
200 ATHLETICS PROGRAM	-8,663.45	22.00	1,713.33	12,383.50	2,028.72
B ATHLETICS Totals:	-8,663.45	22.00	1,713.33	12,383.50	2,028.72
C ACADEMIC CLUBS					
305 ART CLUB	-332.92	0.00	0.00	410.00	77.08
310 YEARBOOKS	4,277.63	1,151.00	0.00	0.00	5,428.63
315 BOWLING CLUB	-1,361.45	0.00	0.00	1,450.00	88.55
320 FAMILY CONSUMER SCIENCE CLUB	-249.51	0.00	0.00	280.00	30.49
330 DRAMA	91.83	0.00	0.00	0.00	91.83
335 PING PONG	0.00	0.00	0.00	0.00	0.00
340 TENNIS CLUB	0.00	0.00	0.00	0.00	0.00
350 SKI CLUB	0.00	0.00	0.00	0.00	0.00
C ACADEMIC CLUBS Totals:	2,425.58	1,151.00	0.00	2,140.00	5,716.58
D CLUBS AND ORGANIZATIONS					
400 STUDENT COUNCIL	951.62	5,188.00	200.00	0.00	5,939.62
425 YOUTH TO YOUTH	-1,025.32	7.00	0.00	1,056.00	37.68
D CLUBS AND ORGANIZATIONS Totals:	-73.70	5,195.00	200.00	1,056.00	5,977.30
E SCHOOL CUSTODIAL ACCOUNTS					
500 BAND	449.10	0.00	0.00	48.00	497.10
501 SITE BASE	0.00	0.00	0.00	0.00	0.00
502 HOSPITALITY	27.95	0.00	27.95	0.00	0.00
503 BAND CONTEST/CLINIC	0.00	0.00	0.00	0.00	0.00
504 ROTARY ACTIVITY FUND	215.65	0.00	0.00	0.00	215.65
505 FINES	3,238.27	82.53	0.00	0.00	3,320.80
506 MONTESSORI (6TH)	-690.17	0.00	0.00	690.17	0.00
507 TEAMMATES	0.00	0.00	0.00	0.00	0.00
508 MONTESSORI 7/8	-6,927.56	0.00	0.00	6,927.56	0.00
509 FUNDRAISER '02-'03 (SCHOLARSHIPS,	0.00	0.00	0.00	0.00	0.00
510 FIELD TRIPS	-7,501.57	10.50	0.00	7,765.53	274.46
511 NEW TEACHER FUND	207.52	0.00	0.00	0.00	207.52
512 KIDS HELPING KIDS FUND	88.40	0.00	0.00	0.00	88.40
513 MONTESSORI SUPPORT FUND	2,377.80	0.00	0.00	-309.56	2,068.24
514 LACEY LEGACY FUND	176.44	0.00	35.00	0.00	141.44
515 ASSIGNMENT NOTEBOOKS	777.65	0.00	0.00	0.00	777.65
516 6A SUPPORT FUND	435.16	0.00	14.91	0.00	420.25
517 6B SUPPORT FUND	404.78	0.00	14.90	0.00	389.88
518 7A SUPPORT FUND	211.62	0.00	26.05	0.00	185.57
519 7B SUPPORT FUND	318.40	0.00	0.00	0.00	318.40
520 LIBRARY	604.13	61.41	80.42	0.00	585.12
521 7C SUPPORT FUND	187.75	0.00	0.00	0.00	187.75
522 8A SUPPORT FUND	931.06	0.00	0.00	0.00	931.06
523 8B SUPPORT FUND	1,034.33	0.00	0.00	0.00	1,034.33

55

Current Cash Balance Report

ALL Data

Arranged by:

Date: 08/01/2006 thru 08/31/2006

Group ID and Activity Number

Activity Number and Name	Beginning Cash	Receipts	Disbursements	Adjustments	Cash Balance
524 FUNDRAISER '04-'05	0.00	0.00	0.00	0.00	0.00
525 M.S. ALTERNATIVE PROGRAM	671.30	260.34	370.25	444.95	1,006.34
526 FUNDRAISER '03-'04 (SCHOLARSHIPS,	1,852.46	0.00	0.00	0.00	1,852.46
527 FUNDRAISER '05-'06	569.62	0.00	569.62	0.00	0.00
528 H.A.L. TRIPS	-1,329.25	0.00	0.00	1,329.25	0.00
530 FUNDRAISER '06-'07	0.00	0.00	0.00	0.00	0.00
535 VOCAL MUSIC	43.81	0.00	100.00	189.00	132.81
540 FUNDRAISER 98-99, LIBRARY	39.12	0.00	0.00	0.00	39.12
545 ORCHESTRA	15.86	0.00	0.00	0.00	15.86
550 SUMMER SCHOOL	0.00	0.00	0.00	0.00	0.00
555 FUNDRAISER 99-00, PRODUCTIVITY &	0.00	0.00	0.00	0.00	0.00
560 PHYSICAL EDUCATION	266.91	0.00	0.00	0.00	266.91
565 FUNDRAISER '00-'01, (SIGNS, SCHOLARSHIPS,	0.00	0.00	0.00	0.00	0.00
570 CYCLONE PARENT DONATIONS	500.00	0.00	0.00	0.00	500.00
575 ART FEES	270.61	0.00	0.00	0.00	270.61
580 SEWING (HAAN CRAFT KITS)	111.24	453.40	500.07	12.10	76.67
585 ENVIRONMENTAL EDUCATION	25.00	0.00	0.00	0.00	25.00
587 CARTRIDGES FOR KIDS	78.75	49.30	0.00	0.00	128.05
590 TECHNOLOGY EDUCATION	2,183.86	0.00	0.00	0.00	2,183.86
595 FUNDRAISER '01-'02 (COMMONS, CAMPUS, SIGN,	0.00	0.00	0.00	0.00	0.00
E SCHOOL CUSTODIAL ACCOUNTS Totals:	1,866.00	917.48	1,739.17	17,097.00	18,141.31
F DISTRICT CUSTODIAL ACCOUNTS					
620 CONFERENCE ACCOUNT	1,028.93	0.00	0.00	0.00	1,028.93
F DISTRICT CUSTODIAL ACCOUNTS Totals:	1,028.93	0.00	0.00	0.00	1,028.93
G INVESTMENTS					
700 SAVINGS	-37,398.19	0.00	0.00	0.00	-37,398.19
710 INTEREST ON SAVINGS	0.00	0.00	0.00	0.00	0.00
G INVESTMENTS Totals:	-37,398.19	0.00	0.00	0.00	-37,398.19
Q FIELD TRIP FEES					
1005 6A FIELD TRIPS	1,299.50	0.00	0.00	-1,299.50	0.00
1010 6B FIELD TRIPS	997.00	0.00	0.00	-997.00	0.00
1015 6C FIELD TRIPS	0.00	0.00	0.00	0.00	0.00
1020 6TH GRADE FIELD TRIPS	0.00	0.00	0.00	0.00	0.00
1030 7A FIELD TRIPS	1,188.00	0.00	0.00	-1,188.00	0.00
1035 7B FIELD TRIPS	1,095.00	0.00	0.00	-1,095.00	0.00
1040 7C FIELD TRIPS	0.00	0.00	0.00	0.00	0.00
1045 7TH GRADE FIELD TRIPS	1,255.00	0.00	0.00	-1,255.00	0.00
1050 8A FIELD TRIPS	0.00	0.00	0.00	0.00	0.00
1055 8B FIELD TRIPS	0.00	0.00	0.00	0.00	0.00
1060 8C FIELD TRIPS	0.00	0.00	0.00	0.00	0.00
1065 8TH GRADE FIELD TRIPS	824.00	0.00	0.00	-824.00	0.00
1075 FRENCH FIELD TRIPS	547.03	0.00	0.00	-547.03	0.00
1080 GERMAN FIELD TRIPS	235.00	0.00	0.00	-235.00	0.00
1506 MONTESSORI (6) FIELD TRIPS	784.00	0.00	0.00	-784.00	0.00
1508 MONTESSORI (7,8) FIELD TRIPS	6,618.00	0.00	0.00	-6,618.00	0.00
1525 MSAP FIELD TRIPS	444.95	0.00	0.00	-444.95	0.00
1528 H.A.L. FIELD TRIPS	1,233.50	0.00	0.00	-1,233.50	0.00
Q FIELD TRIP FEES Totals:	16,520.98	0.00	0.00	-16,520.98	0.00
R CLUB FEES					
2305 ART CLUB	410.00	0.00	0.00	-410.00	0.00
2315 BOWLING CLUB	1,650.00	0.00	0.00	-1,450.00	200.00
2320 FAMILY CONSUMER SCIENCE CLUB	280.00	0.00	0.00	-280.00	0.00

56

ALL Data

Current Cash Balance Report

Date: 08/01/2006 thru 08/31/2006

Arranged by:
Group ID and Activity Number

Activity Number and Name	Beginning Cash	Receipts	Disbursements	Adjustments	Cash Balance
2330 DRAMA CLUB	0.00	0.00	0.00	0.00	0.00
2340 TENNIS CLUB	0.00	0.00	0.00	0.00	0.00
2350 SKI CLUB	0.00	0.00	0.00	0.00	0.00
2425 YOUTH TO YOUTH CLUB	1,056.00	0.00	0.00	-1,056.00	0.00
2500 BAND	48.00	0.00	0.00	-48.00	0.00
2535 VOCAL MUSIC	189.00	0.00	0.00	-189.00	0.00
2545 ORCHESTRA	0.00	0.00	0.00	0.00	0.00
2600 MUSIC SHIRTS	1,687.40	0.00	0.00	-1,687.40	0.00
R CLUB FEES Totals:	5,320.40	0.00	0.00	-5,120.40	200.00
S ATHLETICS FEES					
3200 ATHLETICS	12,383.50	0.00	0.00	-12,383.50	0.00
S ATHLETICS FEES Totals:	12,383.50	0.00	0.00	-12,383.50	0.00
Report Totals:	14,166.35	10,230.15	9,861.98	0.00	14,534.52

Current Cash Balance Report

ALL Data

Arranged by:

Date: 08/01/2006 thru 08/31/2006

Group ID and Activity Number

Activity Number and Name	Beginning Cash	Receipts	Disbursements	Adjustments	Cash Balance
A GENERAL ACCOUNT EXPENSES					
103 Pop Refund	0.00	0.00	0.00	0.00	0.00
109 Public Relations	0.00	0.00	0.00	0.00	0.00
115 General Account	0.00	0.00	0.00	0.00	0.00
117 Damage and Loss Property	0.00	8.00	0.00	0.00	8.00
120 Extracurr Transportation	0.00	0.00	0.00	0.00	0.00
121 Athletic Transportation	0.00	0.00	287.12	0.00	-287.12
140 Technology	0.00	0.00	0.00	0.00	0.00
141 Curriculum Support	0.00	0.00	0.00	0.00	0.00
142 Equipment Replacement	0.00	0.00	0.00	0.00	0.00
143 Building Maintenance	0.00	0.00	0.00	0.00	0.00
144 Pride Time	0.00	0.00	0.00	0.00	0.00
145 Community Counselor Support	0.00	0.00	0.00	0.00	0.00
146 Academic Awards	139.68	0.00	0.00	0.00	139.68
147 Activity Support/Projects	0.00	0.00	3,456.24	0.00	-3,456.24
148 Special Projects	0.00	0.00	0.00	0.00	0.00
149 Discretionary Spending	0.00	0.00	0.00	0.00	0.00
150 Convention	0.00	0.00	0.00	0.00	0.00
151 Personnel Support	0.00	0.00	0.00	0.00	0.00
154 National Competition	0.00	0.00	0.00	0.00	0.00
160 Replacement Account	0.00	0.00	0.00	0.00	0.00
162 Activity/Sped	0.00	0.00	0.00	0.00	0.00
166 Wellness	177.26	1,305.00	11.00	0.00	1,471.26
199 Miscellaneous Bank Charges	0.00	0.00	0.00	0.00	0.00
A GENERAL ACCOUNT EXPENSES Totals:	316.94	1,313.00	3,754.36	0.00	-2,124.42
B GENERAL ACCOUNT REVENUE					
100 Vending Machines-Coca-Cola	0.00	0.00	0.00	0.00	0.00
101 Vending Machines-Candy	0.00	0.00	0.00	0.00	0.00
102 Bank Charge Revenue	0.00	0.00	0.00	0.00	0.00
104 Staff Coke Fund	-292.25	0.00	0.00	0.00	-292.25
105 Sanitary Machines	0.00	0.00	0.00	0.00	0.00
110 Replacement Fund	0.00	0.00	0.00	0.00	0.00
152 Other Revenue	0.00	0.00	0.00	0.00	0.00
153 Graduation Revenue	0.00	0.00	0.00	0.00	0.00
155 PAYBAC Partners	2.76	0.00	0.00	0.00	2.76
156 Scholarships	0.00	0.00	0.00	0.00	0.00
158 Capital Outlay	7,984.66	0.00	0.00	0.00	7,984.66
159 Patriot Pride	184.00	0.00	0.00	0.00	184.00
180 Building Revenue	0.00	0.00	0.00	0.00	0.00
185 C Store Revenue (Convenience store)	0.00	0.00	0.00	0.00	0.00
189 American Flag Donations	0.00	0.00	0.00	0.00	0.00
190 Misc. Bank Credit Adjustments	0.00	0.00	0.00	0.00	0.00
901 Interest on Bus MM	72.06	236.67	0.00	0.00	308.73
902 Interest on Business Checking	0.00	0.00	0.00	0.00	0.00
911 Interest on CD	0.00	0.00	0.00	0.00	0.00
B GENERAL ACCOUNT REVENUE Totals:	7,951.23	236.67	0.00	0.00	8,187.90
C ATHLETICS					
201 Concessions	0.00	145.50	0.00	0.00	145.50
202 Athletics	0.00	1,580.00	6,724.64	0.00	-5,144.64
204 Athletic Clothing	0.00	0.00	0.00	0.00	0.00
205 Letter Jackets	0.00	0.00	0.00	0.00	0.00
208 Athletic Tickets	0.00	11,410.00	0.00	0.00	11,410.00

Current Cash Balance Report

ALL Data

Date: 08/01/2006 thru 08/31/2006

Arranged by:
Group ID and Activity Number

Activity Number and Name	Beginning Cash	Receipts	Disbursements	Adjustments	Cash Balance
207 Participation Fee	0.00	0.00	0.00	0.00	0.00
210 Athletic Capital Outlay	161,425.38	7,500.00	0.00	0.00	168,925.38
211 Activities	0.00	0.00	0.00	0.00	0.00
212 Athletic Fundraisers	0.00	0.00	0.00	0.00	0.00
213 Summer Clinics	15,480.00	180.00	15,660.00	0.00	0.00
214 Little Dribblers	0.00	0.00	0.00	0.00	0.00
220 Football	0.00	4,675.00	8,095.59	0.00	-3,420.59
221 Volleyball	0.00	0.00	1,990.88	0.00	-1,990.88
222 Softball	0.00	354.00	608.76	0.00	-254.76
223 Tennis (Boys)	0.00	0.00	346.00	0.00	-346.00
224 Tennis (Girls)	0.00	0.00	389.27	0.00	-389.27
225 Golf (Boys)	0.00	0.00	0.00	0.00	0.00
226 Golf (Girls)	0.00	0.00	150.00	0.00	-150.00
227 Wrestling	0.00	0.00	841.50	0.00	-841.50
228 Soccer (Boys)	0.00	0.00	1,554.01	0.00	-1,554.01
229 Soccer (Girls)	708.47	0.00	1,568.73	0.00	-860.26
230 Baseball	0.00	0.00	0.00	0.00	0.00
231 Cross Country (B&G)	0.00	0.00	608.93	0.00	-608.93
232 Basketball (B&G)	0.00	0.00	1,083.39	0.00	-1,083.39
233 Track (B&G)	0.00	108.00	2,568.66	0.00	-2,460.66
234 Swimming (B&G)	0.00	0.00	0.00	0.00	0.00
240 Athletic Training	0.00	0.00	0.00	0.00	0.00
250 Athletic Transfers	0.00	0.00	0.00	0.00	0.00
280 Golf Tournament	0.00	0.00	0.00	0.00	0.00
915 Interest-Athletic Activity MM	72.05	236.66	0.00	0.00	308.71
2200 Summer Football	1,490.32	2,310.00	296.34	0.00	3,503.98
2221 Summer Volleyball	3,157.63	3,560.00	2,330.80	0.00	4,386.83
2222 Summer Softball	1,232.52	1,840.00	0.00	0.00	3,072.52
2228 Summer Boys Soccer	43.87	0.00	0.00	0.00	43.87
2229 Summer Girls Soccer	471.98	0.00	288.00	0.00	183.98
2230 Summer Baseball	306.62	450.00	0.00	0.00	756.62
2231 Summer Girls Basketball	2,354.75	2,940.00	1,038.51	0.00	4,256.24
2232 Summer Boys Basketball	-2,025.37	4,480.00	678.00	0.00	1,776.63
C ATHLETICS Totals:	184,718.22	41,769.16	46,820.01	0.00	179,667.37
D ORGANIZATIONS AND CLUBS					
301 DECA	-6,772.25	62.10	0.00	0.00	-6,710.15
302 French Club	3,490.05	0.00	0.00	0.00	3,490.05
303 LEO Club	0.00	0.00	0.00	0.00	0.00
305 Spanish Club	207.51	0.00	0.00	0.00	207.51
307 German Club	1,430.45	0.00	0.00	0.00	1,430.45
310 National Forensics League	27.36	0.00	0.00	0.00	27.36
311 Environmental Club	380.56	0.00	0.00	0.00	380.56
312 Forensics Club	0.00	610.00	540.00	0.00	70.00
314 Newspaper	7,013.72	450.00	0.00	0.00	7,463.72
315 Debate Club	617.27	0.00	295.00	0.00	322.27
316 Art Club	81.01	0.00	0.00	0.00	81.01
317 Play Production	3,309.65	0.00	0.00	0.00	3,309.65
318 Thesplans	0.00	0.00	0.00	0.00	0.00
319 Athletic Trainers	0.00	0.00	0.00	0.00	0.00
385 Cullinary Competition	143.23	0.00	0.00	0.00	143.23
395 Fashion Merchandising	5.08	0.00	0.00	0.00	5.08
399 Auditorium Manager	0.00	0.00	659.55	0.00	-659.55

Current Cash Balance Report

ALL Data

Date: 08/01/2006 thru 08/31/2006

Arranged by:
Group ID and Activity Number

Activity Number and Name	Beginning Cash	Receipts	Disbursements	Adjustments	Cash Balance
409 Band Dept Trips	-500.00	0.00	0.00	0.00	-500.00
410 Band	13,116.24	1,495.36	971.34	0.00	13,640.26
411 Choir	3,402.81	0.00	80.04	0.00	3,322.77
412 Orchestra	1,192.85	0.00	522.00	0.00	670.85
413 Entertainment Books	0.00	700.00	0.00	0.00	700.00
414 Band Fundraising	5,462.05	0.00	0.00	0.00	5,462.05
415 Choir Fundraising	14,652.78	0.00	0.00	0.00	14,652.78
416 Orchestra Fundraising	1,301.03	0.00	0.00	0.00	1,301.03
417 Music Trip (NY)	0.00	0.00	0.00	0.00	0.00
481 Senior Class	972.04	0.00	0.00	0.00	972.04
482 Junior Class	622.21	0.00	0.00	0.00	622.21
484 Post Prom Security	0.00	0.00	0.00	0.00	0.00
499 VICA-Skills USA	393.16	0.00	0.00	0.00	393.16
500 STARS	100.00	0.00	0.00	0.00	100.00
501 Student Council	7,201.31	884.51	1,571.18	0.00	6,514.64
502 National Honor Society	5,162.60	0.00	0.00	0.00	5,162.60
503 Drama Club	404.37	0.00	0.00	0.00	404.37
504 Literary Magazine	439.72	0.00	0.00	0.00	439.72
505 GoMadd	336.92	0.00	0.00	0.00	336.92
506 Choss Club	126.10	0.00	0.00	0.00	126.10
515 Dance Team	1,044.58	312.47	426.42	0.00	930.63
516 Cheerleading-Varsity	632.90	0.00	0.00	0.00	632.90
517 Cheerleading-JV	-196.98	0.00	0.00	0.00	-196.98
518 Cheerleading-Freshman	17.96	0.00	0.00	0.00	17.96
519 Cheerleading Uniforms/Summer Camp	2,816.40	6,634.03	6,100.00	0.00	3,350.43
525 Prior Yrs Yearbook	3,955.14	0.00	0.00	0.00	3,955.14
526 Yearbook 04-05	6,020.80	40.00	0.00	0.00	6,060.80
527 Yearbook 05-06	7,383.00	1,370.00	0.00	0.00	8,753.00
528 Yearbook 06-07	0.00	44,600.00	0.00	0.00	44,600.00
555 FCCLA	197.48	0.00	0.00	0.00	197.48
556 Future Educators of America	0.00	0.00	0.00	0.00	0.00
560 Patriot Post	22,784.26	12,821.86	1,482.18	0.00	34,123.94
590 Diversity Club	0.00	0.00	0.00	0.00	0.00
D ORGANIZATIONS AND CLUBS Totals:	108,975.37	89,980.33	12,647.71	0.00	166,307.99
E ADMINISTRATIVE CUSTODIAL					
599 Intramurals	-11.49	0.00	0.00	0.00	-11.49
601 Staff Courtesy Fund	422.24	1,680.00	117.50	0.00	1,984.74
602 Parking	0.00	18,445.00	15.00	0.00	18,430.00
603 Field Trips	378.47	0.00	0.00	0.00	378.47
604 Physical Education Fund	0.00	0.00	0.00	0.00	0.00
605 Pool Maintenance	1,081.71	0.00	0.00	0.00	1,081.71
606 Art Fees	30.12	0.00	0.00	0.00	30.12
607 Book Fines	5,143.76	2,193.71	550.65	-6.50	6,780.32
610 Information Center	137.87	9.00	0.00	0.00	146.87
611 Advanced Placement	-1,070.07	0.00	0.00	0.00	-1,070.07
614 Transcript and Test Fees	1,385.60	0.00	29.95	0.00	1,355.65
616 Clearing Account	0.00	0.00	0.00	0.00	0.00
617 Shop Fees	0.00	0.00	0.00	0.00	0.00
618 Musical Production	0.00	0.00	0.00	0.00	0.00
621 Graphics Tech	5.00	0.00	0.00	0.00	5.00
622 Construction Tech	1,693.08	0.00	0.00	0.00	1,693.08
623 Manufacturing Tech	798.07	16.00	0.00	0.00	814.07

ALL Data

Current Cash Balance Report

Arranged by:

Date: 08/01/2006 thru 08/31/2006

Group ID and Activity Number

Activity Number and Name	Beginning Cash	Receipts	Disbursements	Adjustments	Cash Balance
624 Foundation Tech	164.82	0.00	0.00	0.00	164.82
625 Science Replacements	0.00	0.00	0.00	0.00	0.00
627 English Replacements	0.00	0.00	0.00	0.00	0.00
628 Athletic Trainers Class	0.25	0.00	0.00	0.00	0.25
630 Social Studies Texts	1,852.24	0.00	0.00	0.00	1,852.24
632 Lock Replacement	346.38	10.00	0.00	0.00	356.38
635 Library Book Fines	73.91	287.78	15.30	0.00	346.39
636 Freshman Transition Day	0.00	0.00	0.00	0.00	0.00
640 Student ID Card Fee	3,272.00	335.00	5.00	0.00	3,602.00
642 Parenting Support	0.00	0.00	0.00	0.00	0.00
645 Family Consumer Science	0.00	0.00	0.00	0.00	0.00
648 MOBA Playhouse	1,090.34	0.00	0.00	0.00	1,090.34
650 Fast Forward	0.00	0.00	0.00	0.00	0.00
655 Technology Magnet	7.64	0.00	0.00	0.00	7.64
658 Display Cases	0.00	0.00	0.00	0.00	0.00
660 PAEMST-Science National Award	319.37	0.00	156.49	0.00	162.88
679 New Frontier Book Fines	23.00	20.97	0.00	6.50	50.47
680 New Frontier (Grants/Donations)	12.03	0.00	0.00	0.00	12.03
681 New Frontier Chuck Wagon	225.52	0.00	0.00	0.00	225.52
682 New Frontier Activity	0.00	0.00	0.00	0.00	0.00
683 Graduation Expense	0.00	0.00	0.00	0.00	0.00
684 Post-Prom	0.00	0.00	0.00	0.00	0.00
685 Alumni	0.00	0.00	0.00	0.00	0.00
686 Contributions/Gifts	686.87	0.00	286.03	0.00	400.84
687 Next Frontier	0.00	0.00	0.00	0.00	0.00
688 New Addition	0.00	0.00	0.00	0.00	0.00
689 SpEd Activity	0.00	0.00	0.00	0.00	0.00
699 Parking Security Camera	0.00	0.00	0.00	0.00	0.00
E ADMINISTRATIVE CUSTODIAL Totals:	18,068.73	22,997.46	1,175.92	0.00	39,890.27
F DISTRICT CUSTODIAL					
825 Other District Custodial	0.00	0.00	0.00	0.00	0.00
F DISTRICT CUSTODIAL Totals:	0.00	0.00	0.00	0.00	0.00
G INACTIVE ACCOUNTS					
0 No Name acct	0.00	0.00	0.00	0.00	0.00
104 Candy Machine Refund	0.00	0.00	0.00	0.00	0.00
153 MetroCommunity College Rebate	0.00	0.00	0.00	0.00	0.00
157 Jostens	0.00	0.00	0.00	0.00	0.00
175 Mascot Fund	0.00	0.00	0.00	0.00	0.00
203 Cookie Fundraiser	0.00	0.00	0.00	0.00	0.00
208 Summer Camp Clinics	0.00	0.00	0.00	0.00	0.00
209 Summer Camps 2001	0.00	0.00	0.00	0.00	0.00
215 Athletic Bank Charges	0.00	0.00	0.00	0.00	0.00
216 Athletic Booster Club	0.00	0.00	0.00	0.00	0.00
218 Candy Revenue	0.00	0.00	0.00	0.00	0.00
235 Gymnastics (B&G)	0.00	0.00	0.00	0.00	0.00
299 Ath Checking Bank Charges	0.00	0.00	0.00	0.00	0.00
400 (D) Music	0.00	0.00	0.00	0.00	0.00
401 (D) Cheerleading - Varsity	0.00	0.00	0.00	0.00	0.00
402 (D) Cheerleading - Jr Varsity	0.00	0.00	0.00	0.00	0.00
403 (D) Cheerleading - Freshman	0.00	0.00	0.00	0.00	0.00
404 Cheerleading - Wrestling	0.00	0.00	0.00	0.00	0.00
405 (D) Dance Team	0.00	0.00	0.00	0.00	0.00

Current Cash Balance Report

ALL Data

Arranged by:

Date: 08/01/2006 thru 08/31/2006

Group ID and Activity Number

Activity Number and Name	Beginning Cash	Receipts	Disbursements	Adjustments	Cash Balance
508 Yearbook 1996-97	0.00	0.00	0.00	0.00	0.00
509 Yearbook 1997-98	0.00	0.00	0.00	0.00	0.00
510 Yearbook 1998-99	0.00	0.00	0.00	0.00	0.00
511 Cheerleading - Varsity	0.00	0.00	0.00	0.00	0.00
512 Cheerleading - Junior Varsity	0.00	0.00	0.00	0.00	0.00
513 Cheerleading - Freshman	0.00	0.00	0.00	0.00	0.00
521 Yearbook 1999-00	0.00	0.00	0.00	0.00	0.00
522 Yearbook 2000-01	0.00	0.00	0.00	0.00	0.00
523 Yearbooks 01-02	0.00	0.00	0.00	0.00	0.00
524 Yearbook 02-03	0.00	0.00	0.00	0.00	0.00
561 Patriot Post Start Up	0.00	0.00	0.00	0.00	0.00
600 Intramurals Fundraising	0.00	0.00	0.00	0.00	0.00
608 Foreign Language 1996-97	0.00	0.00	0.00	0.00	0.00
609 Foreign Language 1997-98	0.00	0.00	0.00	0.00	0.00
612 Textbook Replacement	0.00	0.00	0.00	0.00	0.00
613 Technology Consumable	0.00	0.00	0.00	0.00	0.00
615 Close-Up	0.00	0.00	0.00	0.00	0.00
619 Portfolios	0.00	0.00	0.00	0.00	0.00
620 Dual Enrollment	0.00	0.00	0.00	0.00	0.00
626 Social Studies Texts 1997-98	0.00	0.00	0.00	0.00	0.00
629 Book Club	0.00	0.00	0.00	0.00	0.00
631 Weight Room Maintenance	0.00	0.00	0.00	0.00	0.00
633 Locker Room Capital Outlay	0.00	0.00	0.00	0.00	0.00
638 ESL Grant	0.00	0.00	0.00	0.00	0.00
655 MSAAS	0.00	0.00	0.00	0.00	0.00
657 I.T. Summer Camp	0.00	0.00	0.00	0.00	0.00
709 Forensics Reimbursement	0.00	0.00	0.00	0.00	0.00
720 Other District Reimbursements	0.00	0.00	0.00	0.00	0.00
801 Drivers Education	0.00	0.00	0.00	0.00	0.00
905 Interest on Checking	0.00	0.00	0.00	0.00	0.00
910 Certificate of Deposit	0.00	0.00	0.00	0.00	0.00
912 Athletic Certificate Deposit	0.00	0.00	0.00	0.00	0.00
913 Interest-Athletic Activity CD	0.00	0.00	0.00	0.00	0.00
916 Athletic Certificate Deposit #2	0.00	0.00	0.00	0.00	0.00
917 Interest on Athletic Checking	0.00	0.00	0.00	0.00	0.00
G INACTIVE ACCOUNTS Totals:	0.00	0.00	0.00	0.00	0.00
Q Extracurricular Activities					
1000 Field Trips	0.00	124.50	0.00	0.00	124.50
2301 DECA	0.00	0.00	0.00	0.00	0.00
2302 French Club	0.00	0.00	0.00	0.00	0.00
2303 LEO Club	0.00	0.00	0.00	0.00	0.00
2305 Spanish Club	0.00	0.00	0.00	0.00	0.00
2307 German Club	0.00	0.00	0.00	0.00	0.00
2310 National Forensics League	0.00	0.00	0.00	0.00	0.00
2312 Forensics	0.00	0.00	0.00	0.00	0.00
2314 Newspaper Trip	0.00	0.00	0.00	0.00	0.00
2315 Debate Club	0.00	0.00	0.00	0.00	0.00
2317 Play Fees	0.00	0.00	0.00	0.00	0.00
2318 Thesplan Club	0.00	0.00	0.00	0.00	0.00
2319 Athletic Trainers Trip	0.00	0.00	0.00	0.00	0.00
2395 Fashion Merchandising	0.00	0.00	0.00	0.00	0.00
2409 Band Trip	0.00	0.00	0.00	0.00	0.00

Current Cash Balance Report

ALL Data

Date: 08/01/2006 thru 08/31/2006

Arranged by:

Group ID and Activity Number

Activity Number and Name	Beginning Cash	Receipts	Disbursements	Adjustments	Cash Balance
2411 Choir Trip	0.00	0.00	0.00	0.00	0.00
2412 Orchestra Trip	0.00	0.00	0.00	0.00	0.00
2499 VICA Trip	0.00	0.00	0.00	0.00	0.00
2501 Student Council	0.00	0.00	0.00	0.00	0.00
2502 National Honors Society	0.00	0.00	0.00	0.00	0.00
2503 Drama Membership	0.00	0.00	0.00	0.00	0.00
2515 Dance Camp	0.00	0.00	0.00	0.00	0.00
2516 Varsity Cheerleading Camp	0.00	0.00	0.00	0.00	0.00
2517 JV Cheerleading Camp	0.00	0.00	0.00	0.00	0.00
2518 FR Cheerleading Camp	0.00	0.00	0.00	0.00	0.00
2555 FCCLA	0.00	0.00	0.00	0.00	0.00
2556 FEA	0.00	0.00	0.00	0.00	0.00
2560 Patriot Post Trip	0.00	0.00	0.00	0.00	0.00
2599 Intramurals	0.00	0.00	0.00	0.00	0.00
2688 SpEd	0.00	0.00	0.00	0.00	0.00
5000 Sport Participating Fee	0.00	17,250.00	0.00	0.00	17,250.00
Q Extracurricular Activities Totals:	0.00	17,374.50	0.00	0.00	17,374.50
R Post-Secondary Education					
7010 AP Exam Fees	0.00	0.00	0.00	0.00	0.00
R Post-Secondary Education Totals:	0.00	0.00	0.00	0.00	0.00
S Banking					
999 Starting Cash	-500.00	500.00	5,100.00	0.00	-5,100.00
S Banking Totals:	-500.00	500.00	5,100.00	0.00	-5,100.00
Z INVESTMENTS					
900 Preferred Bus Money Market	-104,789.54	0.00	238.87	0.00	-105,028.21
914 Athletic Bus Money Market	-104,782.63	0.00	236.66	0.00	-105,019.29
Z INVESTMENTS Totals:	-209,572.17	0.00	473.33	0.00	-210,045.50
Report Totals:	109,958.32	154,171.12	69,971.33	0.00	194,158.11

ALL Data

Current Cash Balance Report

Arranged by:

Date: 08/01/2006 thru 08/31/2006

Group ID and Activity Number

Activity Number and Name	Beginning Cash	Receipts	Disbursements	Adjustments	Cash Balance
A Extracurricular Activities					
1000 Field Trips	0.00	0.00	0.00	0.00	0.00
2000 Band Cleaning Fee	0.00	0.00	0.00	0.00	0.00
2005 Choir Cleaning Fee	0.00	0.00	0.00	0.00	0.00
2301 DECA	0.00	0.00	0.00	0.00	0.00
2302 French Club	0.00	0.00	0.00	0.00	0.00
2305 Spanish Club	0.00	0.00	0.00	0.00	0.00
2307 German Club	0.00	0.00	0.00	0.00	0.00
2310 National Forensics League	0.00	0.00	0.00	0.00	0.00
2312 Forensics	0.00	0.00	0.00	0.00	0.00
2314 Newspaper Trnp	0.00	0.00	0.00	0.00	0.00
2315 Debate Club	0.00	0.00	0.00	0.00	0.00
2317 Play Fees	0.00	0.00	0.00	0.00	0.00
2318 Thespian club	0.00	0.00	0.00	0.00	0.00
2319 Athletic Trainers Trip	0.00	0.00	0.00	0.00	0.00
2395 Fashion Merchandising	0.00	0.00	0.00	0.00	0.00
2409 Band Trip	0.00	0.00	0.00	0.00	0.00
2411 Choir Trip	0.00	0.00	0.00	0.00	0.00
2412 Orchestra Trip	0.00	0.00	0.00	0.00	0.00
2499 VICA Trip	0.00	0.00	0.00	0.00	0.00
2501 Student Council	0.00	0.00	0.00	0.00	0.00
2502 National Honors Society	0.00	0.00	0.00	0.00	0.00
2503 Drama Membership	0.00	0.00	0.00	0.00	0.00
2515 Dance Camp	0.00	0.00	0.00	0.00	0.00
2516 Varsity Cheerleading Camp	0.00	0.00	0.00	0.00	0.00
2517 JV Cheerleading Camp	0.00	0.00	0.00	0.00	0.00
2518 Fr Cheerleading Camp	0.00	0.00	0.00	0.00	0.00
2555 FCCLA	0.00	0.00	0.00	0.00	0.00
2556 FEA	0.00	0.00	0.00	0.00	0.00
2560 Patriot Post Trip	0.00	0.00	0.00	0.00	0.00
2599 Intramurals	0.00	0.00	0.00	0.00	0.00
2689 SpEd	0.00	0.00	0.00	0.00	0.00
3000 Summer Athletic Camps	0.00	0.00	0.00	0.00	0.00
4000 Advanced Placement Tests	0.00	0.00	0.00	0.00	0.00
4050 Peru Early Entry	0.00	0.00	0.00	0.00	0.00
5000 Sport Participating Fee	0.00	0.00	0.00	0.00	0.00
5020 Band Participating Fee	0.00	0.00	0.00	0.00	0.00
5030 Chorus Participating Fee	0.00	0.00	0.00	0.00	0.00
5040 Debate Participating Fee	0.00	0.00	0.00	0.00	0.00
5060 Show Choir Participating Fee	0.00	0.00	0.00	0.00	0.00
A Extracurricular Activities Totals:	0.00	0.00	0.00	0.00	0.00
B Post Secondary Education					
7010 AP Exam Fees	11,584.00	0.00	0.00	0.00	11,584.00
7015 IB	0.00	0.00	0.00	0.00	0.00
B Post Secondary Education Totals:	11,584.00	0.00	0.00	0.00	11,584.00
G Inactive					
6050 Forensics Participating Fee	0.00	0.00	0.00	0.00	0.00
G Inactive Totals:	0.00	0.00	0.00	0.00	0.00
Report Totals:	11,584.00	0.00	0.00	0.00	11,584.00

Current Cash Balance Report

Date: 08/01/2006 thru 08/31/2006

Arranged by:
Group ID and Activity Number

Activity Number and Name	Beginning Cash	Receipts	Disbursements	Adjustments	Cash Balance
A ACTIVITY GENERAL FUND					
1 NOT IN USE	0.00	0.00	0.00	0.00	0.00
100 VENDING/C STORE REVENUES/OLD YEAR	12,038.23	0.00	1,871.17	123,370.90	133,537.96
101 NOT IN USE 9/05	0.00	0.00	0.00	0.00	0.00
102 NOT IN USE 9/05	0.00	0.00	0.00	0.00	0.00
103 NOT IN USE 9/05	0.00	0.00	0.00	0.00	0.00
105 MUSTANG MANIA GRANTS	547.08	8,424.07	1,002.91	-500.00	7,468.24
110 GENERAL	11,966.86	-407.44	361.38	0.00	11,198.04
115 PLC	780.72	0.00	0.00	0.00	780.72
120 ACTIVITIES SUPPORT	45,000.00	0.00	0.00	0.00	45,000.00
146 COKE/FOOD SERVICE	123,396.98	0.00	0.00	-123,396.98	0.00
150 NOT IN USE 9/5	0.00	0.00	0.00	0.00	0.00
170 INTEREST OF CD'S	69,157.49	431.26	0.00	0.00	69,588.75
180 INTEREST ON NOW ACCOUNT	13,110.01	111.42	0.00	0.00	13,221.43
185 INTEREST ON EAGLE FUND	20,232.48	49.21	0.00	0.00	20,281.69
190 MN SITE IMPROVEMENTS	3,655.24	0.00	0.00	0.00	3,655.24
A ACTIVITY GENERAL FUND Totals:	299,885.09	8,608.52	3,235.46	-526.08	304,732.07
B ATHLETICS/ACTIVITIES					
200 ACTIVITIES TRANSPORTATION	0.00	0.00	150.00	0.00	-150.00
201 CONCESSIONS	6,007.54	11,602.30	7,650.42	0.00	9,959.42
202 ATHLETICS	125,995.83	20,352.00	21,063.29	1,220.00	126,504.54
203 SPORT FEES**	0.00	1,425.00	21,637.09	-1,433.92	-21,646.01
204 ACTIVITY TICKETS	0.00	1,190.00	0.00	2,320.00	3,510.00
205 ATHLETIC CLOTHING	11,217.67	1,202.00	251.30	0.00	12,168.37
210 NHS PHYSICAL SCREENING	458.00	0.00	0.00	-458.00	0.00
215 TEMPORARY HELP/ACT/ATHLETICS	0.00	0.00	0.00	0.00	0.00
220 ENTRY FEES	0.00	0.00	375.00	0.00	-375.00
230 OFFICIALS	0.00	0.00	1,406.00	0.00	-1,406.00
235 DEBATE TRANSPORTATION**	0.00	0.00	0.00	0.00	0.00
240 FORENSIC TRANSPORTATION**	0.00	0.00	0.00	0.00	0.00
250 BAND/ORCHESTRA TACT **	0.00	0.00	0.00	0.00	0.00
260 CHORAL TRANSPORTATION**	0.00	0.00	0.00	0.00	0.00
B ATHLETICS/ACTIVITIES Totals:	143,679.04	35,771.30	52,533.10	1,648.08	128,565.32
C ACADEMIC CLUBS					
301 DECA**	0.00	0.00	0.00	0.00	0.00
302 FRENCH CLUB	1,355.21	0.00	0.00	0.00	1,355.21
303 LATIN CLUB	91.34	0.00	0.00	0.00	91.34
304 NOT IN USE 09/05	0.00	0.00	0.00	0.00	0.00
305 SPANISH CLUB	921.81	0.00	0.00	0.00	921.81
307 GERMAN CLUB	61.24	0.00	0.00	0.00	61.24
308 YEARBOOK/STAMPEDE	260.66	89,005.00	45.00	0.00	89,220.66
309 NEWSPAPER/HOOFBEAT	5,249.59	275.00	0.00	0.00	5,524.59
311 ASTRONOMY CLUB	15.00	0.00	0.00	0.00	15.00
312 DECA COOKIE ACCOUNT	0.00	0.00	0.00	0.00	0.00
314 HISTORY CLUB**	168.49	0.00	6,922.18	0.00	-6,753.69
315 SPIRIT SHOP	13,461.90	8,070.00	3,433.65	56.00	18,154.25
316 FCCLA**	8,821.12	141.00	0.00	0.00	8,962.12
317 FEA	74.62	0.00	0.00	0.00	74.62
320 NOT IN USE 09/05	0.00	0.00	0.00	0.00	0.00
325 VIA	319.52	0.00	0.00	0.00	319.52
524 MULTI-CAT	780.00	0.00	174.92	0.00	605.08
614 BROADCAST CLUB	0.00	0.00	0.00	0.00	0.00

ALL Data

Current Cash Balance Report

Date: 08/01/2006 thru 08/31/2006

Arranged by:
Group ID and Activity Number

Activity Number and Name	Beginning Cash	Receipts	Disbursements	Adjustments	Cash Balance
615 VICA**	2,079.95	0.00	25.49	0.00	2,054.46
C ACADEMIC CLUBS Totals:	33,660.45	97,491.00	10,601.24	56.00	120,606.21
D CLUBS AND ORGANIZATIONS					
310 VARSITY CHEER FUNDRAISER	0.00	0.00	0.00	0.00	0.00
400 JV CHEER FUNDRAISER	722.00	0.00	77.10	0.00	644.90
401 CANCER FUND	0.00	0.00	0.00	0.00	0.00
402 CHEER-UNIFORMS**	9,876.98	10,894.29	17,240.05	0.00	3,531.22
403 NOT IN USE 9/06	0.00	0.00	0.00	0.00	0.00
404 CHEER-FUNDRAISER	0.00	0.00	0.00	0.00	0.00
405 NOT IN USE 9/06	0.00	0.00	0.00	0.00	0.00
406 DANCE TEAM FUNDRAISER	0.00	0.00	0.00	0.00	0.00
407 BASEBALL	411.38	0.00	0.00	0.00	411.38
408 THESPIAN/DRAMA CLUB	1,372.52	151.00	796.00	0.00	727.52
409 CHESS CLUB	156.38	0.00	0.00	0.00	156.38
410 CROSS COUNTRY FR	38.31	0.00	0.00	0.00	38.31
411 FOOTBALL FR	458.85	0.00	0.00	922.00	1,380.85
412 BOYS TRACK FR	101.49	0.00	0.00	0.00	101.49
413 NOT IN USE 9/05	0.00	0.00	0.00	0.00	0.00
414 GIRLS GOLF F/R	1,321.56	0.00	0.00	0.00	1,321.56
415 NOT IN USE 9/06	0.00	0.00	0.00	0.00	0.00
416 MUSTANG SCRAMBLE	1,171.53	0.00	0.00	0.00	1,171.53
417 BOYS SOCCER FR	904.52	0.00	614.97	0.00	289.55
419 SOFTBALL FR	538.42	702.00	780.11	0.00	460.31
420 SWIM FR	643.45	0.00	0.00	0.00	643.45
421 TENNIS FR	0.00	0.00	0.00	0.00	0.00
422 GIRLS TRACK FR	3,736.73	210.00	0.00	0.00	3,946.73
423 VOLLEYBALL FUNDRAISER	696.11	0.00	0.00	0.00	696.11
425 LITERARY MAGAZINE	2,272.21	0.00	0.00	0.00	2,272.21
426 BAND**	4,890.94	7,567.00	2,575.37	0.00	9,882.57
427 FLAGS	1,617.83	743.10	0.00	0.00	2,360.93
428 NOT IN USE 9/06	0.00	0.00	0.00	0.00	0.00
429 AMNESTY INTERNATIONAL	97.64	0.00	0.00	0.00	97.64
430 CHORAL**	3,359.21	78.00	0.00	0.00	3,437.21
431 ORCHESTRA**	776.20	1,209.39	835.04	0.00	1,150.55
432 STUDENT COUNCIL	14,824.51	0.00	0.00	0.00	14,824.51
433 NOT IN USE	2,000.00	0.00	0.00	-2,000.00	0.00
434 JUNIOR CLASS	13,712.55	480.00	122.26	0.00	14,070.29
435 SENIOR CLASS	6,303.23	1,385.00	493.75	0.00	7,194.48
436 NOT IN USE 9/06	100.00	0.00	0.00	-100.00	0.00
437 NATIONAL HONOR SOCIETY**	2,975.95	0.00	80.74	0.00	2,895.21
438 NOT IN USE 09/05	0.00	0.00	0.00	0.00	0.00
441 NOT IN USE 10/03	0.00	0.00	0.00	0.00	0.00
445 NOT IN USE 3/04	0.00	0.00	0.00	0.00	0.00
450 INTRAMURALS**	310.66	0.00	0.00	0.00	310.66
456 BOYS GOLF F/R	821.47	0.00	0.00	0.00	821.47
458 NOT IN USE 8/03	0.00	0.00	0.00	0.00	0.00
459 BOYS BASKETBALL CAMP	2,407.70	0.00	0.00	0.00	2,407.70
460 MN/RITZ BB BOOSTER	0.00	0.00	0.00	0.00	0.00
466 WRESTLING FUNDRAISER	1,411.10	0.00	110.98	0.00	1,300.12
470 MN/BAHE BB BOOSTERS	0.00	0.00	0.00	0.00	0.00
477 MILLARD BASKETBALL/OC	84.37	30.00	0.00	0.00	114.37
480 BAND TRIP/FR	0.00	1,182.00	0.00	0.00	1,182.00

Current Cash Balance Report

ALL Data

Arranged by:

Date: 08/01/2006 thru 08/31/2006

Group ID and Activity Number

Activity Number and Name	Beginning Cash	Receipts	Disbursements	Adjustments	Cash Balance
500 NFL ACCOUNT	2,182.71	111.00	228.88	0.00	2,064.83
505 FROEMMING/MEMORIAL	184.68	0.00	0.00	0.00	184.68
510 HANDICAP SWIM	250.00	0.00	0.00	0.00	250.00
515 JAPANESE CLUB	39.65	0.00	0.00	0.00	39.65
520 GIRLS BASKETBALL CAMP	2,445.72	0.00	0.00	0.00	2,445.72
525 MN GIRLS JV BASKETBALL LEAGUE	2.56	0.00	0.00	0.00	2.56
526 DISASTER RELIEF	0.00	0.00	0.00	0.00	0.00
600 GIRLS SOCCER F/R	270.21	0.00	0.00	0.00	270.21
D CLUBS AND ORGANIZATIONS Totals:	85,491.33	24,742.78	23,955.25	-1,178.00	85,100.86
E ADMIN CUSTODIAL ACCOUNTS					
601 COURTESY	3.94	0.00	25.00	0.00	-21.06
602 CAREER DEVELOPMENT	1,820.73	0.00	63.39	0.00	1,757.34
603 PARKING STICKERS	37,656.89	25,304.04	0.00	20.96	62,981.89
604 PARKING FINES	0.00	0.00	0.00	0.00	0.00
605 FIELDTRIPS**	208.49	0.00	0.00	0.00	208.49
606 AFTER PROM	0.00	0.00	0.00	0.00	0.00
607 ART	2,555.76	395.00	170.85	0.00	2,779.91
608 GYM FEES	10,153.87	204.00	0.00	0.00	10,357.87
609 ART/SCHIMENTI	212.50	40.00	0.00	0.00	252.50
610 BOOK FINES & OTHER UNPAID OBLIGATIONS	17,029.44	2,727.59	89.48	0.00	19,667.55
611 INDUSTRIAL TECH	1,180.30	0.00	0.00	0.00	1,180.30
612 STAFF LOUNGE	363.24	0.00	195.61	0.00	167.63
613 LIBRARY	322.05	361.82	316.16	-20.96	346.75
616 TRANSCRIPT FEES	3,327.02	2,140.00	101.88	0.00	5,365.14
617 POOL	9,997.31	0.00	0.00	0.00	9,997.31
618 EUROPEAN BOOKS	275.16	0.00	0.00	0.00	275.16
619 AP FRENCH WORKBOOKS	14.00	0.00	0.00	0.00	14.00
620 NOT IN USE 9/1/04	0.00	0.00	0.00	0.00	0.00
621 PE FIELDTRIPS	0.00	0.00	0.00	0.00	0.00
623 AP LATIN	0.00	0.00	0.00	0.00	0.00
624 AP SPANISH	137.01	0.00	0.00	0.00	137.01
625 AP EXAMS**	-103.43	0.00	0.00	0.00	-103.43
626 NOT IN USE 9/1/04	0.00	0.00	0.00	0.00	0.00
627 NOT IN USE 9/1/04	0.00	0.00	0.00	0.00	0.00
628 ENGLISH/MISCELLANEOUS	112.00	0.00	0.00	0.00	112.00
629 IB **	-13,262.00	13,627.00	0.00	0.00	365.00
670 MARQUEE	391.98	0.00	0.00	0.00	391.98
675 SALBERG FIELDTRIPS	0.00	0.00	0.00	0.00	0.00
680 OTT FIELDTRIPS	3.10	0.00	0.00	0.00	3.10
E ADMIN CUSTODIAL ACCOUNTS Totals:	72,399.36	44,799.45	962.37	0.00	116,236.44
F ACADEMIC CUSTODIAL ACCOUNTS					
300 DEBATE	-86.78	0.00	0.00	0.00	-86.78
321 DRAMA	872.02	0.00	82.37	0.00	789.65
622 SPEECH	6,061.50	0.00	518.55	0.00	5,542.95
701 MANTARO/GRANT	5.85	0.00	0.00	0.00	5.85
750 FCS	640.31	50.00	0.00	0.00	690.31
755 SENIOR CLASS ACTIVITIES	13,062.39	0.00	0.00	0.00	13,062.39
760 NOT IN USE	0.00	0.00	0.00	0.00	0.00
770 ADVERTISING	8,277.04	1,000.00	0.00	0.00	9,277.04
F ACADEMIC CUSTODIAL ACCOUNTS Totals:	28,832.33	1,050.00	600.92	0.00	29,281.41

Current Cash Balance Report

ALL Data

Arranged by:

Date: 08/01/2006 thru 08/31/2006

Group ID and Activity Number

Activity Number and Name	Beginning Cash	Receipts	Disbursements	Adjustments	Cash Balance
G DISTRICT CUSTODIAL ACCOUNTS					
801 NOT IN USE 4/03	0.00	0.00	0.00	0.00	0.00
803 SUMMER SCHOOL	0.00	0.00	0.00	0.00	0.00
805 OTHER	44.00	546.00	600.00	0.00	-10.00
827 PHYSICS	0.00	0.00	0.00	0.00	0.00
872 NOT IN USE 9/02	0.00	0.00	0.00	0.00	0.00
G DISTRICT CUSTODIAL ACCOUNTS Totals:	44.00	546.00	600.00	0.00	-10.00
Q EXTRACURRICULAR					
1000 FIELDTRIPS	0.00	0.00	0.00	0.00	0.00
1002 PE FIELDTRIPS	0.00	0.00	0.00	0.00	0.00
1005 BAND TRIP	0.00	0.00	0.00	0.00	0.00
1010 DC TRIP	0.00	0.00	0.00	0.00	0.00
1300 DEBATE NATIONALS	0.00	0.00	0.00	0.00	0.00
1301 DECA	0.00	0.00	0.00	0.00	0.00
1302 FRENCH CLUB	0.00	0.00	0.00	0.00	0.00
1303 LATIN CLUB	0.00	0.00	0.00	0.00	0.00
1305 SPANISH CLUB	0.00	0.00	0.00	0.00	0.00
1307 GERMAN CLUB	0.00	0.00	0.00	0.00	0.00
1314 HISTORY CLUB TRIP	0.00	0.00	0.00	0.00	0.00
1316 FCCLA	0.00	0.00	0.00	0.00	0.00
1408 THESPIAN/DRAMA CLUB	0.00	0.00	0.00	0.00	0.00
1430 CHORAL TRIP	0.00	0.00	0.00	0.00	0.00
1431 ORCHESTRA TRIP	0.00	0.00	0.00	0.00	0.00
1450 INTRAMURALS	0.00	0.00	0.00	0.00	0.00
1515 JAPANESE CLUB	0.00	0.00	0.00	0.00	0.00
1615 VICA	0.00	0.00	0.00	0.00	0.00
1622 FORENSIC NATIONALS	0.00	0.00	0.00	0.00	0.00
1675 SALBERG FIELDTRIPS	0.00	0.00	0.00	0.00	0.00
1680 OTT FIELDTRIPS	0.00	0.00	0.00	0.00	0.00
2000 MUSIC ALLSTATE FEES	0.00	0.00	0.00	0.00	0.00
2005 CHEER/DANCE CAMP	0.00	0.00	0.00	0.00	0.00
4230 SUBS FOR FIELDTRIPS	0.00	0.00	0.00	0.00	0.00
5000 SPORTS PARTICIPATION FEE	0.00	0.00	0.00	0.00	0.00
5230 ONE ACT PARTICIPATION FEE	0.00	0.00	0.00	0.00	0.00
5235 DEBATE PARTICIPATION FEE	0.00	0.00	0.00	0.00	0.00
5240 FORENSIC PARTICIPATION FEE	0.00	0.00	0.00	0.00	0.00
5260 CHORAL PARTICIPATION FEE	0.00	0.00	0.00	0.00	0.00
Q EXTRACURRICULAR Totals:	0.00	0.00	0.00	0.00	0.00
R POST SECONDARY EDUCATION					
6625 AP EXAM FEES	0.00	0.00	0.00	0.00	0.00
6629 IB EXAM FEES	0.00	0.00	0.00	0.00	0.00
R POST SECONDARY EDUCATION Totals:	0.00	0.00	0.00	0.00	0.00
S BANKING					
0	0.00	0.00	0.00	0.00	0.00
999 STARTING CASH	-1,132.00	13,600.00	22,300.00	0.00	-9,832.00
S BANKING Totals:	-1,132.00	13,600.00	22,300.00	0.00	-9,832.00
Z INVESTMENTS					
900 CERTIFICATES OF DEPOSITS	-404,930.92	0.00	0.00	0.00	-404,930.92
905 MM EAGLE FUND	-20,232.48	0.00	49.21	0.00	-20,281.69
Z INVESTMENTS Totals:	-425,163.40	0.00	49.21	0.00	-425,212.61
Report Totals:	237,696.20	226,609.05	114,837.55	0.00	349,467.70

9/25/06 [Signature]

9.25.06 [Signature]

ALL Data

Current Cash Balance Report

Date: 08/01/2006 thru 08/31/2006

Arranged by:
Group ID and Activity Number

Activity Number and Name	Beginning Cash	Receipts	Disbursements	Adjustments	Cash Balance
A EXTRA CURRICULAR					
1000 FIELDTRIPS	0.00	0.00	0.00	0.00	0.00
1002 PE FIELDTRIPS	0.00	0.00	0.00	0.00	0.00
1005 BAND TRIP	0.00	0.00	0.00	0.00	0.00
1010 DC TRIP	0.00	0.00	0.00	0.00	0.00
1012 HISTORY CLUB TRIP	0.00	0.00	0.00	0.00	0.00
1013 ORCHESTRA TRIP	0.00	0.00	0.00	0.00	0.00
1015 FIELDTRIP/OTT	0.00	0.00	0.00	0.00	0.00
1020 FIELDTRIP/SALBERG	0.00	0.00	0.00	0.00	0.00
2000 MUSIC ALLSTATE FEES	0.00	0.00	0.00	0.00	0.00
2005 CHEER/DANCE CAMP	0.00	0.00	0.00	0.00	0.00
2010 CHORAL TRIP	0.00	0.00	0.00	0.00	0.00
2015 NOT IN USE 04-05	0.00	0.00	0.00	0.00	0.00
2020 DECA	0.00	0.00	0.00	0.00	0.00
2025 FRENCH CLUB	0.00	0.00	0.00	0.00	0.00
2030 FCCLA	0.00	0.00	0.00	0.00	0.00
2035 DEBATE NATIONALS	0.00	0.00	0.00	0.00	0.00
2040 FORENSIC NATIONALS	0.00	0.00	0.00	0.00	0.00
2050 INTRAMURALS	0.00	0.00	0.00	0.00	0.00
2070 VICA	0.00	0.00	0.00	0.00	0.00
2307 GERMAN CLUB	0.00	0.00	0.00	0.00	0.00
2515 JAPANESE CLUB	0.00	0.00	0.00	0.00	0.00
3030 LATIN CLUB FEES	0.00	0.00	0.00	0.00	0.00
3050 SPANISH CLUB	0.00	0.00	0.00	0.00	0.00
4080 THESPIAN/DRAMA CLUB	0.00	0.00	0.00	0.00	0.00
4230 SUBS FOR FIELDTRIPS	0.00	0.00	0.00	0.00	0.00
5000 ATHLETIC SPORT FEE	0.00	0.00	0.00	0.00	0.00
5001 CLOSE AFTER 8/06 DUPL ACCT	0.00	0.00	0.00	0.00	0.00
5150 NOT IN USE 05-06	0.00	0.00	0.00	0.00	0.00
5230 ONE ACT PLAY	0.00	0.00	0.00	0.00	0.00
5235 DEBATE PARTICIPATION	0.00	0.00	0.00	0.00	0.00
5240 FORENSIC PARTICIPATION	0.00	0.00	0.00	0.00	0.00
5250 NOT IN USE 04-05	0.00	0.00	0.00	0.00	0.00
5260 CHORAL PARTICIPATION	0.00	0.00	0.00	0.00	0.00
A EXTRA CURRICULAR Totals:	0.00	0.00	0.00	0.00	0.00
B POST SECONDARY EDUCATION					
6625 AP EXAM FEES	25,956.00	0.00	0.00	0.00	25,956.00
6629 IB EXAM FEES	13,627.00	0.00	13,627.00	0.00	0.00
B POST SECONDARY EDUCATION Totals:	39,583.00	0.00	13,627.00	0.00	25,956.00
Report Totals:	39,583.00	0.00	13,627.00	0.00	25,956.00

0 *

349,467.70+

25,956.00+

002

375,423.70+

66,110.00+

003

441,533.70*+

9/25/06 *Karl D. Neumann*
 9.25.06 *Lick Steinhilber*

Current Cash Balance Report

69

ALL Data

Arranged by:

Date: 08/01/2006 thru 08/31/2006

Group ID and Activity Number

Activity Number and Name	Beginning Cash	Receipts	Disbursements	Adjustments	Cash Balance
A ADMINISTRATIVE					
100 GENERAL ACTIVITY FUND	-2,003.03	0.00	268.49	6,000.00	3,728.48
105 PRINCIPALS ADMIN	4,950.98	0.00	3,593.37	0.00	1,357.61
110 BUILDING MAINTENANCE	359.50	0.00	249.35	0.00	110.15
120 AP EXAMS	6,811.97	0.00	0.00	0.00	6,811.97
122 NOT IN USE	0.00	0.00	0.00	0.00	0.00
125 ADMIN SPECIAL PROJECTS	0.00	0.00	0.00	0.00	0.00
130 COURTESY FUND	-389.69	315.00	136.00	0.00	-210.69
135 DONATIONS - SR CLASS	4,751.72	0.00	0.00	0.00	4,751.72
138 ELECTRONIC MSG BOARD	-390.00	0.00	0.00	0.00	-390.00
142 GIFTED	1,472.34	0.00	0.00	0.00	1,472.34
145 GUIDANCE	845.13	1,825.00	1,449.56	0.00	1,220.57
150 INFORMATION CENTER	-71.94	0.00	65.76	0.00	-137.70
152 NOT IN USE	0.00	0.00	0.00	0.00	0.00
157 LETTER JACKETS	1,711.71	0.00	0.00	-800.00	911.71
160 PARKING	3,405.24	1,300.00	36.00	0.00	4,669.24
165 STAFF WELLNESS	145.87	0.00	0.00	0.00	145.87
170 STAFF CLOTHING	-19.28	0.00	0.00	0.00	-19.28
172 STAFF VENDING	-1,305.35	914.00	594.00	0.00	-985.35
174 TECHNOLOGY REBATES	1,213.05	0.00	0.00	0.00	1,213.05
180 VISITATION	22.43	0.00	0.00	0.00	22.43
181 VENDING - CAT'S DEN	0.00	0.00	0.00	0.00	0.00
182 VENDING-COKE/FOOD SERVICE	40,336.04	0.00	0.00	-15,244.69	25,091.35
183 VENDING - DAHL	0.00	0.00	0.00	0.00	0.00
184 VENDING - GUMBALL	0.00	0.00	0.00	0.00	0.00
189 WATER FUND	-1,910.61	0.00	539.70	0.00	-2,450.31
A ADMINISTRATIVE Totals:	59,936.08	4,354.00	6,932.23	-10,044.69	47,313.16
B ATHLETIC ADMIN					
200 ATHLETIC ADMIN	101,751.22	15,898.00	4,732.55	-59,454.96	53,461.71
201 AD'S OFFICE	1,506.42	0.00	815.00	5,400.00	6,091.42
202 ATHLETIC EVENT ADMISSIONS	481.91	0.00	0.00	1,800.00	2,281.91
203 ATHLETIC PROJECT FUND	16,799.83	0.00	0.00	9,000.00	25,799.83
205 ATHLETIC TRAINING	1,723.53	0.00	4,872.19	4,500.00	1,351.34
208 BASEBALL FUNDRAISING	-3,593.67	0.00	0.00	0.00	-3,593.67
210 BOYS BB FUNDRAISING	85.35	205.00	159.63	0.00	130.72
211 BOYS BASKETBALL CAMP	103.16	0.00	0.00	0.00	103.16
212 BOYS GOLF FUNDRAISING	965.71	0.00	0.00	0.00	965.71
213 BOYS SOCCER CAMP	298.17	0.00	0.00	0.00	298.17
214 BOYS SOCCER FUNDR	55.16	0.00	0.00	0.00	55.16
215 CROSS COUNTRY FUNDRAISING	254.25	0.00	0.00	0.00	254.25
217 COACHES CLINICS	495.69	0.00	0.00	3,600.00	4,095.69
219 CONCESSIONS	11,285.42	6,138.92	2,650.39	-8,000.00	6,773.95
220 INTRAMURALS	1,054.11	0.00	14.93	0.00	1,039.18
222 FIT CNTR/EQUIPMENT	1,288.51	0.00	586.00	2,400.00	3,102.51
223 FIT CNTR/MAINTENANCE	68.69	0.00	323.00	1,200.00	945.69
225 FOOTBALL CAMPS	6,838.97	0.00	3,696.95	0.00	3,142.02
226 FOOTBALL LIFT-A-THON	2,603.90	0.00	1,460.41	0.00	1,143.49
230 GIRLS BASKETBALL FR	2,893.70	0.00	150.20	0.00	2,743.50
233 GIRLS SOCCER FUNDR	4,484.77	0.00	0.00	0.00	4,484.77
235 LADY CAT BB CAMPS	0.00	0.00	5,397.26	0.00	-5,397.26
240 SOCCER BLEACHERS	100.00	0.00	0.00	0.00	100.00
245 SOFTBALL FUND RAISING	5,344.83	0.00	883.20	0.00	4,461.63

Current Cash Balance Report

70

ALL Data

Arranged by:

Date: 08/01/2006 thru 08/31/2006

Group ID and Activity Number

Activity Number and Name	Beginning Cash	Receipts	Disbursements	Adjustments	Cash Balance
250 ST TRAINERS (HOSA)	876.93	0.00	863.50	0.00	13.43
255 NOT IN USE	0.00	0.00	0.00	0.00	0.00
258 TRACK FUNDRAISING	1.56	0.00	0.00	0.00	1.56
260 POOL MAINTENANCE	7,441.37	75.00	233.37	0.00	7,283.00
265 VB FUNDRAISING	12,431.16	0.00	0.00	0.00	12,431.16
270 WRESTLING MAT FUND	3,343.50	0.00	0.00	3,600.00	6,943.50
271 WRESTLING FNDRSR VAR	117.43	0.00	138.90	0.00	-21.47
272 WRESTLING FNDRSR JV	545.60	0.00	234.50	0.00	311.10
273 WRESTLING FNDRSR FR	-152.00	0.00	0.00	0.00	-152.00
275 WRESTLING SCHOLARSHIP	3,257.25	0.00	0.00	0.00	3,257.25
285 NSAA COMPETITIONS	3,690.62	0.00	0.00	-3,000.00	690.62
290 METRO	0.00	0.00	0.00	0.00	0.00
295 TOURNAMENTS	7,964.92	0.00	61.48	-7,000.00	903.44
299 CORPORATE ADVERTISING	5,920.08	1,025.00	0.00	-5,000.00	1,945.08
B ATHLETIC ADMIN Totals:	202,328.05	23,341.92	27,273.46	-50,954.96	147,441.55
C ACADEMIC COURSES					
300 AP EUROPEAN TEXT	833.00	0.00	0.00	0.00	833.00
303 AP ECONOMICS TEXT	656.00	0.00	0.00	0.00	656.00
310 AP AMERICAN TEXTBOOKS	1,640.00	0.00	0.00	0.00	1,640.00
312 AP PSYCHOLOGY TEXT	1,048.47	0.00	0.00	0.00	1,048.47
320 ART CLASS FEES	1,676.17	30.00	62.64	0.00	1,643.53
330 BUSINESS	10.93	0.00	0.00	0.00	10.93
332 CHEMISTRY	0.00	0.00	0.00	0.00	0.00
338 FAMILY CONSUMER SCIENCE	-527.18	0.00	74.40	4.96	-596.62
340 MATH - general	62.22	0.00	0.00	0.00	62.22
345 MATH AP	26.00	0.00	0.00	0.00	26.00
355 PHYSICAL EDUCATION	-2,090.40	0.00	0.00	0.00	-2,090.40
360 PHYSICS	160.71	0.00	0.00	0.00	160.71
370 VOC DRAFTING	1,812.90	0.00	0.00	0.00	1,812.90
371 VOC ELECTRICITY BAKER	3,173.85	0.00	0.00	0.00	3,173.85
372 VOC ELECTRIC BOHLKEN	0.00	0.00	0.00	0.00	0.00
373 VOC FOUNDATIONS	0.90	0.00	0.00	0.00	0.90
374 VOC METALS	712.72	0.00	0.00	0.00	712.72
376 VOC WOODS	-1,683.26	0.00	0.00	0.00	-1,683.26
C ACADEMIC COURSES Totals:	7,513.03	30.00	137.04	4.96	7,410.95
D CLUBS/ORGANIZATIONS					
400 ART CLUB	65.44	0.00	0.00	0.00	65.44
401 AMNESTY INTERNATIONAL	71.51	0.00	0.00	0.00	71.51
402 BOOKSTORE (Scratchin Post)	5,601.62	0.00	3,937.71	0.00	1,663.91
403 CLASSICS CLUB	10.76	0.00	0.00	0.00	10.76
405 CULINARY COMPEITION-PRO START	182.51	0.00	0.00	0.00	182.51
407 DEBATE TEAM	-1,277.12	0.00	0.00	1,277.12	0.00
410 DECA	-10,728.80	0.00	0.00	0.00	-10,728.80
411 DRAMA - INTL THESPIANS	304.28	0.00	0.00	0.00	304.28
412 DRAMA PRODUCTION	2,343.51	0.00	0.00	0.00	2,343.51
413 FCCLA FAMILY CARREER	5,315.95	0.00	191.16	0.00	5,124.79
414 FORENSICS TEAM	-2,167.57	0.00	-50.00	2,167.57	50.00
415 FRENCH CLUB	72.38	0.00	0.00	0.00	72.38
416 FCCLA - DISTRICT 3	0.00	0.00	0.00	0.00	0.00
418 FUTURE EDUCATORS	1,942.43	0.00	0.00	0.00	1,942.43
420 GERMAN CLUB	1,818.64	0.00	0.00	0.00	1,818.64
425 JUNIOR CLASS	4,793.29	0.00	0.00	0.00	4,793.29

Current Cash Balance Report

71

Arranged by:

ALL Data

Group ID and Activity Number

Date: 08/01/2006 thru 08/31/2006

Activity Number and Name	Beginning Cash	Receipts	Disbursements	Adjustments	Cash Balance
430 LITERARY MAGAZINE	1,045.41	0.00	0.00	0.00	1,045.41
433 MATH CLUB	0.00	0.00	0.00	0.00	0.00
435 M CLUB - CRAZIES	-1,827.76	5,063.00	105.40	1,800.00	4,929.84
440 MULTI CULTURAL CLUB	0.00	0.00	0.00	0.00	0.00
445 NATL HONOR SOCIETY	1,242.06	-1.00	0.00	0.00	1,241.06
450 NEWSPR (CAT'S EYE VIEW)	-806.88	0.00	0.00	0.00	-806.88
452 SCIENCE CLUB	-2.98	0.00	0.00	0.00	-2.98
455 SENIOR CLASS	1,136.94	0.00	0.00	0.00	1,136.94
460 SPANISH CLUB	2,128.46	0.00	0.00	0.00	2,128.46
465 SPED BUTTON FUND	242.28	0.00	0.00	0.00	242.28
470 STUDENT COUNCIL	3,824.88	0.00	1,378.61	0.00	2,446.27
471 STUCO WORKSHOPS	800.50	0.00	0.00	0.00	800.50
473 VOC ENGINEERING CLUB	3.28	0.00	0.00	0.00	3.28
475 V.I.C.A.	1,050.76	0.00	0.00	0.00	1,050.76
480 YEARBOOK (PROWLER)	19,702.12	10,355.00	19,965.84	50.00	10,141.28
485 YEARBOOK TRIP	-305.61	0.00	0.00	0.00	-305.61
490 ENVIRONMENTAL CLUB	5,395.85	0.00	776.76	0.00	4,619.09
495 YOUTH MAKING A DIFF	376.62	0.00	0.00	0.00	376.62
D CLUBS/ORGANIZATIONS Totals:	42,354.76	15,417.00	26,305.48	5,294.69	36,760.97
E ATHLETIC TEAMS					
500 BASEBALL CONTESTS	0.00	0.00	0.00	0.00	0.00
501 BASEBALL EQUIPMENT	488.38	0.00	0.00	5,400.00	5,888.38
505 BASKETBALL CON BOYS	0.00	0.00	0.00	0.00	0.00
506 BASKETBALL EQUIP - B	3,864.96	0.00	912.55	9,000.00	11,952.41
510 BASKETBALL CON GIRLS	0.00	0.00	0.00	0.00	0.00
511 BASKETBALL EQUIP G	4,398.67	0.00	615.10	5,400.00	9,183.57
515 CROSS COUNTRY CON	0.00	0.00	300.00	0.00	-300.00
516 CROSS COUNTRY EQUIP	573.09	0.00	2,266.06	2,700.00	1,007.03
520 FOOTBALL CONTESTS	0.00	0.00	1,040.50	0.00	-1,040.50
521 FOOTBALL EQUIPMENT	-8,187.54	0.00	8,667.95	1,800.00	-15,055.49
525 GOLF CONTESTS - BOYS	0.00	0.00	0.00	0.00	0.00
526 GOLF EQUIPMENT - BOYS	1,955.74	0.00	0.00	1,200.00	3,155.74
530 GOLF CONTESTS - GIRLS	0.00	0.00	1,170.00	0.00	-1,170.00
531 GOLF EQUIPMENT - GIRLS	630.79	0.00	74.99	2,400.00	2,955.80
536 NOT IN USE	0.00	0.00	0.00	0.00	0.00
550 SOCCER CONTST BOYS	0.00	0.00	-100.00	0.00	100.00
551 SOCCER EQUIP BOYS	0.12	0.00	0.00	5,400.00	5,400.12
555 SOCCER CONTST GIRLS	0.00	0.00	-100.00	0.00	100.00
556 SOCCER EQUIP GIRLS	289.17	0.00	0.00	5,400.00	5,689.17
560 SOFTBALL CONTESTS	0.00	0.00	125.00	0.00	-125.00
561 SOFTBALL EQUIPMENT	224.24	0.00	674.35	3,600.00	3,149.89
565 SWIM TEAM CONTESTS	3,672.61	0.00	0.00	0.00	3,672.61
566 SWIM TEAM EQUIPMENT	0.00	0.00	0.00	0.00	0.00
570 TENNIS CONTESTS - BOYS	2,471.41	0.00	121.59	0.00	2,349.82
571 TENNIS EQUIPMENT BOYS	1,258.24	0.00	0.00	1,800.00	3,058.24
573 TENNIS CONTESTS - GIRLS	436.23	0.00	0.00	0.00	436.23
574 TENNIS EQUIP GIRLS	67.47	0.00	0.00	1,800.00	1,867.47
575 TRACK CONTESTS - BOYS	1,090.49	0.00	300.00	0.00	790.49
576 TRACK EQUIPMENT - BOYS	-1,534.64	0.00	0.00	3,600.00	2,065.36
580 TRACK CONTESTS - GIRLS	186.00	0.00	150.00	0.00	36.00
581 TRACK EQUIP - GIRLS	-480.24	0.00	0.00	3,600.00	3,119.76
585 VOLLEYBALL CONTESTS	0.00	0.00	170.00	0.00	-170.00

Current Cash Balance Report

72

Arranged by:

ALL Data

Group ID and Activity Number

Date: 08/01/2006 thru 08/31/2006

Activity Number and Name	Beginning Cash	Receipts	Disbursements	Adjustments	Cash Balance
586 VOLLEYBALL EQUIPMENT	4,697.86	0.00	115.46	0.00	4,582.40
590 WRESTLING CONTESTS	75.00	0.00	0.00	0.00	75.00
591 WRESTLING EQUIPMENT	2,424.29	0.00	0.00	3,600.00	6,024.29
E ATHLETIC TEAMS Totals:	18,602.34	0.00	16,503.55	56,700.00	58,798.79
F CHEERLEADERS					
600 MISC CHEERLEADERS	0.00	0.00	0.00	0.00	0.00
610 NOT IN USE	0.00	0.00	0.00	0.00	0.00
612 DANCE TEAM	1.11	0.00	34.95	0.00	-33.84
620 FRESHMAN CHEER	11,549.84	0.00	11,585.35	0.00	-35.51
625 JV CHEERLEADERS	80.40	0.00	0.00	0.00	80.40
630 VARSITY CHEERLEADERS	4,797.67	0.00	4,270.68	0.00	526.99
635 NOT IN USE	0.00	0.00	0.00	0.00	0.00
F CHEERLEADERS Totals:	16,429.02	0.00	15,890.98	0.00	538.04
G MUSIC					
700 BAND	15,076.62	6,370.00	3,502.42	0.00	17,944.20
701 BAND UNIFORMS	418.07	1,014.00	1,622.38	0.00	-190.31
710 CHORAL MUSIC	7,041.49	0.00	0.00	0.00	7,041.49
715 COLORGUARD	0.00	0.00	0.00	0.00	0.00
720 MUSICAL	-159.31	0.00	0.00	0.00	-159.31
725 MUSIC TECH/AUDITORIUM	2,315.14	0.00	0.00	0.00	2,315.14
730 ORCHESTRA	1,805.77	0.00	0.00	0.00	1,805.77
733 ORCHESTRA TRIP	1,046.44	0.00	0.00	0.00	1,046.44
735 SCULPTURE	-16.28	0.00	49.50	0.00	-65.78
750 SHOW CHOIR	9,254.20	0.00	0.00	0.00	9,254.20
760 BAND TRIP	-1,606.55	0.00	-12.00	0.00	-1,594.55
770 CHOIR TRIP	-1,900.36	0.00	0.00	0.00	-1,900.36
775 Tri-M Music Honor Society	762.84	0.00	0.00	0.00	762.84
790 MUSIC DONATIONS	1,223.18	0.00	0.00	0.00	1,223.18
G MUSIC Totals:	35,261.25	7,384.00	5,162.30	0.00	37,482.95
H TRANSPORTATION					
800 TRANSPORTATION MISC	0.00	0.00	302.97	0.00	-302.97
810 TRANS FALL SPORTS	0.00	0.00	116.17	0.00	-116.17
820 TRANS SPRING SPORTS	0.00	0.00	0.00	0.00	0.00
830 TRANS WINTER SPORTS	0.00	0.00	0.00	0.00	0.00
840 TRANS FIELD TRIPS	-785.46	0.00	0.00	0.00	-785.46
845 TRANSPORTATION BAND	0.00	0.00	0.00	0.00	0.00
848 TRANSPORTATION SHOW CHOIR	0.00	0.00	344.95	0.00	-344.95
849 TRANSPORTATION MUSIC MISC	0.00	0.00	0.00	0.00	0.00
850 TR DEBATE/FOR/DRAMA	1,169.91	0.00	0.00	5,000.00	6,169.91
H TRANSPORTATION Totals:	384.45	0.00	764.09	5,000.00	4,620.36
I ACADEMIC COURSE FINES					
900 FINES	477.22	0.00	0.00	0.00	477.22
901 FOREIGN LANG FINES	803.19	0.00	0.00	0.00	803.19
902 ENGLISH FINES	1,526.61	0.00	0.00	0.00	1,526.61
903 MATH FINES	2,550.88	0.00	103.73	0.00	2,447.15
904 SCIENCE FINES	1,430.30	0.00	0.00	0.00	1,430.30
906 SOCIAL STUDIES FINES	983.35	0.00	20.32	0.00	963.03
907 BUSINESS FINES	-4.99	0.00	0.00	0.00	-4.99
I ACADEMIC COURSE FINES Totals:	7,766.56	0.00	124.05	0.00	7,642.51

Current Cash Balance Report

73

ALL Data

Arranged by:

Date: 08/01/2006 thru 08/31/2006

Group ID and Activity Number

Activity Number and Name	Beginning Cash	Receipts	Disbursements	Adjustments	Cash Balance
M BANKING (MONEY)					
910 STARTING CASH	113.63	4,100.00	8,600.00	0.00	-4,386.37
915 UNASSIGNED DEPOSITS	0.00	0.00	0.00	0.00	0.00
920 CHECKING ACCCOUNT	2,097.07	52.56	30.70	0.00	2,118.93
930 MONEY MKT INTEREST	13,466.45	1,326.29	0.00	-6,000.00	8,792.74
940 CD INTEREST	579.14	0.00	0.00	0.00	579.14
M BANKING (MONEY) Totals:	16,256.29	5,478.85	8,630.70	-6,000.00	7,104.44
Q FEE FUND - EXTRA CURRICULAR					
1000 FIELD TRIPS FEE FUND	0.00	0.00	0.00	0.00	0.00
2220 INTRAMURAL FEE FUND	0.00	0.00	0.00	0.00	0.00
2410 DECA FEE FUND	0.00	0.00	0.00	0.00	0.00
2411 DRAMA FEE FUND	0.00	0.00	0.00	0.00	0.00
2418 FEA FEE FUND	0.00	0.00	0.00	0.00	0.00
2612 DANCE CAMP FEE FUND	0.00	0.00	0.00	0.00	0.00
2620 FR CHEER CAMP FEE FUND	0.00	0.00	0.00	0.00	0.00
2625 JV CHEER CAMP FEE FUND	0.00	0.00	0.00	0.00	0.00
2630 VARSITY CHEER CAMP FEE FUND	0.00	0.00	0.00	0.00	0.00
2700 BAND FEE FUND	0.00	0.00	0.00	0.00	0.00
2710 CHOIR FEE FUND	0.00	0.00	0.00	0.00	0.00
2730 ORCHESTRA FEE FUND	0.00	0.00	0.00	0.00	0.00
2733 ORCHESTRA TRIP FEE FUND	0.00	0.00	0.00	0.00	0.00
2760 BAND TRIP FEE FUND	0.00	0.00	0.00	0.00	0.00
2770 CHOIR TRIP FEE FUND	0.00	0.00	0.00	0.00	0.00
5010 PARTICIPATION FEES	0.00	0.00	0.00	0.00	0.00
Q FEE FUND - EXTRA CURRICULAR Totals:	0.00	0.00	0.00	0.00	0.00
R FEE FUND - POST SECONDARY ED					
7120 AP TESTS	0.00	21,704.00	0.00	0.00	21,704.00
R FEE FUND - POST SECONDARY ED Totals:	0.00	21,704.00	0.00	0.00	21,704.00
Z INVESTMENTS					
950 OSB-MONEY MKT PLUS	-390,284.71	0.00	1,326.29	0.00	-391,611.00
960 OSB - JUMBO CD	0.00	0.00	0.00	0.00	0.00
Z INVESTMENTS Totals:	-390,284.71	0.00	1,326.29	0.00	-391,611.00
Report Totals:	16,547.12	77,709.77	109,050.17	0.00	-14,793.28

Cynthia Huns 9-12-06
Accounty Clerk

Steven G. Cook
Asst Principal / Act. Director

The members of the Board of Education met for a Committee Meeting on Monday, October 9, 2006 at 7:00 p.m. at the Don Stroh Administration Center, 5606 South 147th Street. The agenda for the meeting consisted of Graduation Requirements, Alternate Diplomas Paths, Strategic Planning related to Curriculum, and AP Action Plans.

PRESENT: Brad Burwell, Mike Pate, Julie Johnson, Linda Poole, Mike Kennedy, and Jean Stothert.

Others in attendance were Keith Lutz, Martha Bruckner, and other school administrators.

The board committee meeting was a conversation about curriculum. Topics that were discussed included the following:

Alternate Diploma Paths:

Martha Bruckner described alternate diploma paths that have been introduced for the Class of 2008 and beyond. Students and advisors are using the paths for the first year this school year. Mike Pate questioned whether advisors really understand the different graduate diploma tracts and communicate it to kids. Linda Poole indicated that her students had been advised appropriately.

Dr. Bruckner acknowledged that we need to continue to help students and advisors understand the requirements of the different paths, and help them decide to make the extra effort to meet the additional requirements. Paths that are labeled “liberal arts” include completion of what ACT discusses core curriculum. Brad Burwell suggested that the commended and distinguished diploma paths for specialty diplomas should include 5 additional credits in math and science.

Graduation Requirements:

The board reviewed the Omaha Chamber of Commerce Comparison data about graduation requirements from the eleven Learning Community school districts. There was discussion about the possibility of increasing math and science requirements for a regular diploma. Mike Kennedy shared his concern for the nontraditional student who doesn't want to attend a 4 year college. The Board reviewed parts of the post graduate report about the 2005 Class (scheduled for the October 16 Board meeting).

ACT - related issues:

The Board received the ACT and SAT report at a September Board meeting. Discussion occurred about the increasing scores of Millard Public Schools' students. At the same time, it was noted that the number of students taking the ACT assessment has decreased. Board members mentioned that a higher percentage of graduates may be selecting to attend community college in the future.

AP - related issues:

The Strategic Plan established a need for an “AP culture.” Martha Bruckner reviewed data about Millard students enrolling in AP classes and taking AP examinations. The trend is increasing in both categories. The AP Exam plan set a goal of having 35% of enrolled students take the test in

05-06. The goal was surpassed since 41% of students tested. A letter will be sent to recognize and thank the many teachers who met the testing goal. The goal for testing will be increased each year for the next 4 years.

Progress has been made related to AP partially due to scholarship support for testing by the District and the Foundation. Students who receive a “2” or higher on the test are refunded money. Students who cannot pay the initial cost of testing may apply to the Foundation for a scholarship. Mike Kennedy asked how AP test scholarships or funding support are advertised to parents. Brad Burwell complimented the AP program and how it is moving in the right direction. A complete report on AP progress is scheduled for the October 16, 2006, meeting.

Professional Learning Communities:

Dr. Bruckner explained the theory behind the District’s move to Professional Learning Communities and reviewed what are called “tight/loose parameters.” Dr. John Crawford has done analysis of data that Kim Saum-Mills collected related to PLCs. The data shows that teachers have made some serious growth in using professional learning communities, but that there is much more to do to improve. Board members noticed that there were differences in responses from elementary and secondary teachers, with elementary teachers being more positive in their responses. Dr. Bruckner mentioned that having “singleton” teachers have meaningful conversations is more troublesome due to the nature of their positions. Plans are in place to help those teachers have meaningful times to interact.

Personal Learning Plans:

Jon Lopez and Dr. Mark Feldhausen demonstrated two versions of Personal Learning Plans using the teacher Infinite Campus version and the web-based version that is available for student use. The fact that students can access their PLPs from home gives better possibilities for usefulness. It is hoped that teachers and students will grow more proficient in their use of the tools in the future. Martha mentioned that NDE’s Rule 10 requires some sort of career plan for grades 7-12 beginning next year.

Strategic Plans:

Dr. Bruckner gave a brief review of the previous committee work on the “Senior Project” and shared a different example from New Trier (Illinois) High School. Though the specific strategic action plan has not yet been activated, it was agreed that some sort of senior project could have meaningful outcomes for some students. Brad Burwell indicated that he would like to see movement in this direction soon.


The Board reviewed two Superintendent’s goals, and spent time discussing them:

(2C) Develop a plan to address the rapid increase of drug and alcohol use/abuse in our schools.

The specific plan is scheduled for discussion at the October 13 Strategic Planning session, but board members shared discussion about use of drugs and alcohol by high school students. Linda Poole mentioned that Strategy 7 plans must include more than counseling and prevention. Other board members agreed.

(3) The Superintendent will reexamine the curriculum and ensure it is aligned with the Strategic Plan and our goal to become a World Class School district.

Dr. Lutz mentioned that the proposed PDK Curriculum Audit is going to cost approximately \$60,000. There were discussions about the fact that a curriculum audit by representatives outside the district might be helpful and timely, and might help push us toward the concept of "world class." The Board will make a decision in the near future as to whether or not the District will have the audit in this year, as part of the superintendent's goal #3.


CHAIRMAN

AGENDA SUMMARY SHEET

Agenda Item: Board Policy Human Resources Policy 4100 and Rules 4100.1, 4100.2, and 4100.3

Meeting Date: October 16, 2006

Department: Human Resources

Title and Brief Description: Human Resources Policy 4100 and Rules 4100.1, 4100.2, and 4100.3

Action Desired: Approval

Background: This Policy and the Rules have been revised for your approval.

Options/Alternatives Considered: N/A

Recommendations: Approval


Strategic Plan Reference: N/A

Implications of Adoption/Rejection: N/A

Timeline: October 16, 2006

Responsible Persons: Dr. Kirby Eltiste/Dr. Jim Sutfin

Superintendent's Signature: _____



Personnel Human Resources

Recruitment, Selection, and Non-Discrimination

4100

The District will employ the best qualified applicant for each position. The District does not discriminate on the basis of race, color, religion, national origin, gender, marital status, disability, or age in admission or access to, or treatment of employment, in its programs and activities. The following person has been designated to handle inquiries regarding the nondiscrimination policies: Superintendent of Schools, 5606 South 147th Street, Omaha, NE 68137 (402) 715-8200. The Superintendent may delegate this responsibility as needed.

The District may make pre-employment inquiries into the ability of an applicant to perform job related functions. The District will make reasonable accommodations to the known physical or mental limitations of an otherwise qualified individual with a disability unless to do so would impose an undue hardship. Medical examinations will be required by the District if required by law or applicable regulation or if the inquiry comports with all applicable laws. Applicants will be notified that any job offer is contingent upon a post-offer search for criminal records of the candidate and, if found, a review of such records.

The District will not make inquiry either orally or through the use of any pre-employment questionnaire or application for the purpose of unlawfully discriminating in the hiring or promotion of any applicant on the basis of, race, color, religion, national origin, gender, marital status, disability or age.

There will be no discrimination by school officials against any employee because of membership or activity in an employee organization.

Where required by law or deemed essential by the District, District employees will be duly licensed and/or certified, or will hold a lawful permit.

The District will not enter into an employment contract with a certificated employee who is already under contract with another school district within Nebraska covering a part or all of the same time of performance as the contract with such other district.

A Millard Board of Education member will not be an employee of the District.

Legal Reference: Nebraska Fair Employment Practice Act (Neb. Rev. Stat. §48-1101 et seq.);
Neb. Rev. Stat. §79-544; 79-896; 79-820; 79-801; 79-802; 48-901 to 48-912
Age Discrimination in Employment Act;
Title VII Civil Rights Act;
Rehabilitation Act 1973 and Rehabilitation Act Amendments;
Title IX of the Education Amendments of 1972;
The Americans With Disabilities Act of 1990
Equal Employment Opportunity Act
Nebraska Equal Opportunity in Education Act (Neb. Rev. Stat. §79-2,114 to 79-2,124)

Policy Adopted: February 25 1980
Revised: March 16, 1992; December 21, 1998; June 21, 2004

Millard Public Schools
Omaha, NE

AGENDA SUMMARY SHEET

Agenda Item: Board Policy Human Resources Policy 4205 and Rule 4205.1

Meeting Date: October 16, 2006

Department Human Resources

Title and Brief Description: Human Resources Policy 4205 and Rule 4205.1

Action Desired: Approval

Background: This Policy and the Rules have been revised for your approval.

Options/Alternatives Considered: N/A

Recommendations: Approval


Strategic Plan Reference: N/A

Implications of Adoption/Rejection: N/A

Timeline: October 16, 2006

Responsible Persons: Dr. Kirby Eltiste/Dr. Jim Sutfin

Superintendent's Signature: _____



Personnel Human Resources

Substitute Teachers

4205

The District shall employ substitute teachers as needed in the absence of regular teachers.

Legal Reference: Neb. Rev. Stat. §79-802; 79-824

Policy Adopted: October 7, 1974

Revised: August 16, 1993; December 21, 1998

Millard Public Schools
Omaha, NE

AGENDA SUMMARY SHEET

AGENDA ITEM: Policy 3410

MEETING DATE: October 16, 2006 and November 6, 2006

DEPARTMENT: General Administration

TITLE & BRIEF DESCRIPTION: Policy 3410 – Support Services – Business – Investing – General

ACTION DESIRED: Approval Discussion Information Only

BACKGROUND: In the District's financial audit for FYE05, it was recommended that the District adopt a policy related to investment of funds. The proposed policy (see attached) was modeled after that of the Lincoln Public Schools.

OPTIONS AND ALTERNATIVES: n/a


RECOMMENDATION: It is recommended that proposed Policy 3410 be adopted as submitted following the second reading on November 6, 2006.

STRATEGIC PLAN REFERENCE: n/a

IMPLICATIONS OF ADOPTION/REJECTION: n/a

TIMELINE: Immediate.

RESPONSIBLE PERSON: Ken Fossen, Associate Superintendent (General Administration)

SUPERINTENDENT'S APPROVAL: 

Support Services – Business**3410****Investing – General**

District funds not required for immediate obligations shall be invested in accordance with state law. Authorized investments shall include, but not necessarily be limited to, the following: (1) the Nebraska School District Liquid Asset Fund, (2) collateralized bank certificates of deposit, (3) insured savings accounts and money market accounts, (4) government agency securities, and (5) U.S. treasuries.

Legal References: *Neb. Rev. Stat.* §79-408, §79-1042, and §79-1043

Related Policies:

Policy Adopted: November 6, 2006

Millard Public Schools
Omaha, NE

AGENDA SUMMARY SHEET

Agenda Item: Board Policy Human Resources Policy 4100 and Rules 4100.1, 4100.2, and 4100.3

Meeting Date: October 16, 2006

Department: Human Resources

Title and Brief Description: Human Resources Policy 4100 and Rules 4100.1, 4100.2, and 4100.3

Action Desired: Approval

Background: This Policy and the Rules have been revised for your approval.

Options/Alternatives Considered: N/A

Recommendations: Approval


Strategic Plan Reference: N/A

Implications of Adoption/Rejection: N/A

Timeline: October 16, 2006

Responsible Persons: Dr. Kirby Eltiste/Dr. Jim Sutfin

Superintendent's Signature: _____



Personnel Human Resources

Recruitment and Selection - Certificated Staff

4100.1

Recruitment

Applications will be accepted from candidates who have graduated, or who are preparing to graduate, from accredited colleges and universities. The ~~Personnel~~ Human Resource Office will be responsible for disseminating information about the District and for obtaining and processing all application inquiries. Applicants inquiring about positions in the Millard Schools will be provided with the following information:

1. Form letter indicating application procedures;
2. Application form, including release of information waiver;
3. Certification requirements; and
4. Informational brochures about the Millard Public Schools.

Whenever necessary, representatives of the administrative staff will visit accredited colleges and universities to obtain applications from outstanding prospective candidates. The ~~Personnel~~ Human Resource Office may advertise vacant positions on the Millard Public School's web page, through local newspapers, college and university placement offices, and/or professional organizations.

Selection

The ~~Personnel~~ Human Resource Office reviews and screens applications. When applicants' files are complete, screening and position interviews will be arranged as deemed necessary. Following position interviews, applicants will be notified of the status of their application.

Election of all certificated employees shall be by the action of the Board of Education upon the recommendation of the Superintendent. No applicant shall be employed to teach unless he or she holds or will hold, during the term of the contract, a valid Nebraska Certificate or permit issued by the Commissioner of Education legalizing him or her to teach the grade or subjects to which elected. The contract for employment will be in writing.

Whenever practical, teachers will not be assigned to teach or coach their own children.

Such nomination and election of employees shall be subject to the provisions of the laws of the State of Nebraska.

Legal Reference: Neb. Rev. Stat. §79-817 through 79-820

Rule Approved: August 21, 1979; April 6, 1992
Revised: September 7, 1993; December 21, 1998

Millard Public Schools
Omaha, NE

Personnel Human Resources**Recruitment and Selection - Non-Certificated Staff****4100.2**

Recruitment

Persons wishing employment with the Millard Schools may obtain application forms from the ~~Personnel~~ Human Resource Office or Millard Public School's web page.

Selection

The ~~Personnel~~ Human Resource Office reviews and screens applications, and interviews are arranged as deemed necessary. Following position interviews, applicants will be notified of the status of their application.

Educational Paraprofessionals (known in statute as teacher aides) may be employed for non-teaching duties if and when the District is satisfied that the paraprofessional has been specifically prepared for such duties, including the handling of emergency situations, which might arise during the course of his or her work.

Legal Reference: Neb. Rev. Stat. §79-802

Rule Approved: August 21, 1978

Revised: April 6, 1992; December 21, 1998

Millard Public Schools
Omaha, NE

Personnel Human Resources

Employment Contracts

4100.3

Every contract to which the District is a party shall contain a provision stating that the Millard School District will not discriminate against any employee or applicant for employment ~~to be employed in the performance of such contract~~, with respect to his or her hire, tenure, terms, conditions, or privileges of employment, because of his or her race, color, religion, sex, disability, or national origin.

Employment contracts for certificated personnel will also contain: 1) a provision whereby the employed person affirms that he or she holds or will hold, at the beginning of the contract term, a valid certificate properly registered ~~in with the county superintendent's~~ human resource office; and 2) a provision that he or she is not under contract with another school district in this state during any portion of the time contemplated by the contract; and 3) a provision that there shall be no penalty for release from said contract.

Legal Reference: Neb. Rev. Stat. §79-817; 79-818; 79-819; 79-820; 48-1122

Rule Approved: April 6, 1992
Revised: December 21, 1998

Millard Public Schools
Omaha, NE

AGENDA SUMMARY SHEET

Agenda Item: Board Policy Human Resources Policy 4205 and Rule 4205.1

Meeting Date: October 16, 2006

Department Human Resources

Title and Brief Description: Human Resources Policy 4205 and Rule 4205.1

Action Desired: Approval

Background: This Policy and the Rules have been revised for your approval.

Options/Alternatives Considered: N/A

Recommendations: Approval


Strategic Plan Reference: N/A

Implications of Adoption/Rejection: N/A

Timeline: October 16, 2006

Responsible Persons: Dr. Kirby Eltiste/Dr. Jim Sutfin

Superintendent's Signature: _____



Personnel Human Resources

Substitute Teachers

4205.1

Substitute teachers are appointed on a temporary basis and continue as needs require. They do not come under the provisions of the Nebraska teacher tenure law. In accordance with state law and Nebraska Department of Education regulations, substitute Teachers shall hold a valid Nebraska Teaching Certificate prior to being assigned duties requiring such certification. ~~Rates of compensation for substitute teachers will be set by the Board.~~ The Board will set rates of compensation for substitute teachers.

There are two classifications of substitute teachers:

1. Daily substitute teachers are appointed to serve on a per diem basis for short, indefinite periods in meeting unforeseen and emergency situations. Service for ~~ten~~ 15 or fewer consecutive days in any one substitute position is classified as a daily substitute.
2. A substitute teacher who is appointed to serve for more than ~~ten~~ 15 consecutive days in a given position for a definite, but limited, period is classified as a long-term substitute teacher.

Substitute teachers employed less than 90 consecutive days in a given position do not qualify for fringe benefits provided by the District including, but not limited to: paid sick leave, health, life, dental and long-term disability insurance.

Substitute teachers are entitled access to the staff professional library. Substitute teachers may participate in classes Millard offers for professional growth and graduate credit if there is room in these classes.

All substitute teachers are required to assume duties as the principal may direct, and are subject to the same rules and regulations, which govern other teachers. All arrangements for substitute teachers must be made through the office of substitute teacher placement. Teachers and principals should follow the procedures developed by the administration in arranging for substitute teachers.

Related Policies & Rules: 4400.2

Rule Approved: October 7, 1974; August 16, 1993
Revised: March 7, 1994; December 21, 1998

Millard Public Schools
Omaha, NE

AGENDA SUMMARY SHEET

AGENDA ITEM: Technology Policy 7310 and Rule 7310.1

MEETING DATE: October 16, 2006

DEPARTMENT: Technology Division

TITLE AND BRIEF DESCRIPTION: Policy 7310 and Rule 7310.1—Internet Safety: Filtering

ACTION DESIRED: Reaffirm Policy 7310 and Rule 7310.1

BACKGROUND: Policy 7310 and Rule 7310.1 were created to comply with the Children's Internet Protection Act (CIPA) and to qualify for E-rate funding. The reaffirmation of both policy and rule follows a public hearing.


RECOMMENDATIONS: Reaffirm Policy 7310 and Rule 7310.1

STRATEGIC PLAN REFERENCE: None

TIMELINE: Immediate implementation

RESPONSIBLE PERSON(S): Dr. Mark Feldhausen

SUPERINTENDENT'S APPROVAL:


(Signature)

BOARD ACTION:

Technology**Internet Safety: Filtering****7310**

The District shall install and enforce the operation of a technology protection measure that protects against Internet access for both adults and minors to visual depictions that are obscene (child pornography) and, with respect to use of computers by minors, harmful to minors. The District shall certify, to the appropriate agencies, that it has adopted policies and rules commensurate thereto, including the monitoring of online activities by minors. The District shall certify, to the appropriate agencies, that it has adopted and implemented an internet safety policy to address other issues, such as the unauthorized access by minors online, the safety and security of minors when using electronic mail, chat rooms, and other forms of communication.

Related Policies and Rules: 4157 , 5800 , 4157.1 , 5800.1 , 7310.1

Date of Adoption: April 16, 2001

Date of Revision: June 7, 2004

Date of Last Review: August 21, 2006

Legal Reference: P.L. No. 106-554. Children's Internet Protection Act

Technology

Internet Safety: Filtering: Internet Safety: Filtering

7310.1

I. Internet Technology Protection. The District will provide for or contract for services that provide for the technology protection measure as required by law. The technology protection measure will filter sites containing visual depictions that are obscene, child pornography, and with respect to computer use by minors, harmful to minors.

II. Definitions.

A. The term "technology protection measure" means a specific technology that blocks or filters Internet access to visual depictions that are:

1. Obscene, as that term is defined in 18 U.S.C. § 1460;
2. Child pornography, as that term is defined in 18 U.S.C. § 2256; or
3. Harmful to minors.

B. The term "harmful to minors" means any picture, image or graphic image file, or other visual depiction that:

1. Taken as a whole and with respect to minors, appeals to a prurient interest in nudity, sex, or excretion;
2. Depicts, describes, or represents, in a patently offensive way with respect to what is suitable for minors, an actual or simulated sexual act or sexual contact, actual or simulated normal or perverted sexual acts, or a lewd exhibition of the genitals; and
3. Taken as a whole, lacks serious literary, artistic, political, or scientific values as to minors.

C. The term "minor" means an individual who has not attained the age of 17.

D. The term "sexual act" or "sexual contact" have the meanings given such terms in 18 U.S.C. § 2246.

III. Monitoring Student Use. The building principal, principal's designee, or appropriate supervisor or teacher will be responsible for monitoring student usage of the Internet to ensure compliance with this and related District policies and rules.

IV. Disabling Internet Filtering

A. Requests to disable the technology protection measure shall be made to the Assistant Superintendent of Technology who shall review said requests and Internet sites to ensure that the content is not a violation of the Children's Internet Protection Act.

- B. The Superintendent or designee is authorized to disable the technology protection measure so as to enable access for bona fide research or other lawful purposes.

V. **Privacy.** While complying with the provisions of the Children's Internet Protection Act, all reasonable steps shall be taken to ensure that the use of the Internet shall not abridge the right of privacy of students or staff as provided by law including, but not limited to, the Family Educational Rights and Privacy Act (FERPA).

Related Policy: 7310

Date of Adoption: April 16, 2001

Date of Revision: June 7, 2004; August 21, 2006

AGENDA SUMMARY SHEET

MEETING DATE: October 16, 2006

DEPARTMENT: Human Resources

ACTION DESIRED: Approval

BACKGROUND: Personnel items: (1) New Hires; (2) Resignation

OPTIONS & ALTERNATIVES: NA

RECOMMENDATION: Approval

STRATEGIC PLAN REFERENCE: N/A

IMPLICATIONS OF ADOPTION
OR REJECTION: N/A

TIMELINE: N/A

RESPONSIBLE PERSON: Dr. Kirby Eltiste

SUPERINTENDENT APPROVAL:  _____

October 16, 2006

RESIGNATIONS

Recommend: the following resignations be accepted:

1. Kathleen Hamm – Language Arts teacher at West High School. She is resigning due to relocation. Resignation is effective December 22, 2006.

October 16, 2006

TEACHERS RECOMMENDED FOR HIRE

Recommend: the following teachers be hired:

1. Nichols Kaiser – BA – Grace University. Language Arts Teacher with a tentative assignment at North High School for the 2007/2008.
2. Molly Adams – BA+33 – University of Nebraska at Omaha. Speech Pathologist at Ackerman Elementary School (50%) and Cody Elementary School (50%) beginning January 3, 2007.

AGENDA SUMMARY SHEET

AGENDA ITEM: Construction Report

MEETING DATE: October 16, 2006

DEPARTMENT: General Administration

TITLE & BRIEF DESCRIPTION: Construction Report – A report from the District’s construction management firm with regard to the progress on projects related to the 2005 bond issue.

ACTION DESIRED: Approval Discussion Information Only .

BACKGROUND: The District has engaged the services of Magnum Resources, Inc. (MRI) to act as the construction manager for the District’s construction/renovation projects related to the 2005 bond issue.

Don Mohlman (MRI) will be present at the meeting to present the construction update (see attached) and to answer questions.

OPTIONS AND ALTERNATIVES: n/a


RECOMMENDATION: n/a

STRATEGIC PLAN REFERENCE: n/a

IMPLICATIONS OF ADOPTION/REJECTION: n/a

TIMELINE: n/a

RESPONSIBLE PERSON: Don Mohlman (MRI) and Ken Fossen, Associate Superintendent (General Administration)

SUPERINTENDENT’S APPROVAL: 



MILLARD PUBLIC SCHOOLS



CONSTRUCTION PROGRESS REPORT

October 2006
Vol. 17





***Millard Public Schools
Construction Progress Report No. 16
October 2006***

Index

I.	Executive Summary	Page 1
	<ul style="list-style-type: none">• Administrative Overview	
II.	Project Status Report	Page 2 - 8
	<ul style="list-style-type: none">• South High School• North High School• West High School• Buell Stadium• Alternative High School• Beadle Middle School• Elementary #24• Elementary #25• Ackerman Elementary	
III.	Master Control Budget	Page 9 - 10
	<ul style="list-style-type: none">• Control Budget Summary• Detailed Project Summary	
IV.	Master Control Schedule	Page 11
	<ul style="list-style-type: none">• Project Milestone Schedule	



***Millard Public Schools
Construction Progress Report No. 16
October 2006***

Executive Summary

Administrative Overview

- Continuation of weekly meetings with the Bond Committee consisting of Ken Fossen, Mark Feldhausen, Ed Rockwell, Kim Thompson, Bob Snowden, Don Mohlman, Randy Schroeder, and Ron Hager. Weekly Owner-Architect-Contractor meetings are taking place at all active projects.
- Current projects in progress include North HS, South HS, West HS, Beadle MS, and Elementary #24.
- All projects are on schedule with the exception of West HS which is approximately three to four weeks behind a May 15, 2007 completion date; primarily due to masonry construction progress at the classroom (west) addition. The contractor, Mecco-Henne, has been requested to provide additional manpower and/or overtime as required to bring the project back on schedule.
- A “Concept Development” phase for the Alternative HS has been proposed to BCDM to allow the School Board a preliminary review of the program and budget for the entire project; which may potentially include approximately 15,000 square feet of additional technology space.



***Millard Public Schools
Construction Progress Report No. 16
October 16, 2006***

Project Status Report

HIGH SCHOOLS

- ***South High School – DLR Group / Lueder Construction***
 - Summer '06 interior renovations have been completed.
 - CMU Masonry construction nearing completion.
 - Brick installation in progress.
 - Roofing nearing completion.
 - Interior classroom renovations on schedule with three of twelve phases completed.



South High School – East Elevation Building Addition (October 6, 2006)



South High School – West Elevation Building Addition (October 09, 2006)

- **North High School – Schemmer Associates / W. Boyd Jones Construction**
 - Summer '06 interior renovations completed.
 - Restroom renovations ongoing.
 - Auditorium renovation nearing completion.
 - Masonry work completed.
 - Roofing nearing completion.
 - Interior metal stud framing completed. Drywall installation started.



North High School – West Elevation Building Addition (October 6, 2006)



North High School – North Elevation Building Addition (October 6, 2006)

- ***West High School – Prochaska Associates / Mecco-Henne Construction***
 - Summer '06 interior renovation completed.
 - Masonry walls continue at classroom addition on center section.
 - Foundations at South section of classroom addition underway.
 - Greenhouse remodel at second level completed.
 - Masonry walls nearing completion at band (east) addition.



West High School – Classroom (west) Addition (October 6, 2006)



West High School – Band (east) Addition (October 6, 2006)

- ***Buell Stadium – DLR Group / Nemaha Landscaping / Dactronics / CYC***
 - Summer work for upper field grading started June 22, 2006
 - Work completed on August 1, 2006
- ***Alternative High School - BCDM***
 - Tentative schedule for project implementation is 4th quarter 2006
 - Land procurement in progress.

MIDDLE SCHOOL

- ***Beadle Middle School – BCDM / Meco-Henne Construction***
 - Summer '06 interior renovations completed.
 - Rough grading operations completed.
 - Construction fencing in place.
 - Foundations nearing completion on West addition.
 - Underground plumbing completed.
 - Structural steel and decking completed on East addition.
 - Masonry storm shelters nearing completion on South addition.



Beadle Middle School – East Building Addition (October 6, 2006)



Beadle Middle School – South Building Addition (October 6, 2006)

ELEMENTARY SCHOOLS

- ***Elementary #25 – DLR Group***
 - Contract documents completed and ready to release for bids late fall 2006.
- ***Ackerman Elementary – Schemmer Associates / Lueder Construction***
 - Summer '06 work completed.
 - Phase II – Summer 2007 work to commence in June 2007.
- ***Elementary #24 – Schemmer Associates / Heimes Excavating / ConStruct, Inc.***
 - Masonry wall installation nearing completion at gymnasium.
 - Interior CMU masonry work at classrooms nearing completion.
 - Structural steel installation complete at classrooms.
 - Roofing installation completed at classrooms.
 - Wall framing and sheathing at perimeter of classrooms completed.
 - Interior mechanical, electrical systems installation underway.
 - Brick masonry started on perimeter.
 - Parking lot and driveway started.
 - Site retaining wall completed.



Elementary #24 – East Elevation (October 6, 2006)



Elementary #24 – North Elevation (October 6, 2006)



Elementary #24 – South Elevation (October 6, 2006)

Millard Public Schools
October 16, 2006

	Original Budget	With Addit'l Funding	Current Budget	Total Variance
2005 Bond Issue Funding				
Land				
Land Cost	3,750,270	3,750,270	3,750,270	-
Feasibility Study	25,500	25,500	25,500	-
Technology	20,000,000	20,000,000	20,000,000	-
Construction				
Contractor				
General	42,707,291	44,357,291	41,979,712	2,377,579
Hazardous Material	472,500	472,500	442,500	30,000
District Procured				
Metal drs and frms			27,916	(27,916)
Cesswork			69,340	(69,340)
RTU			54,623	(54,623)
Buell Timing System			73,180	(73,180)
Buell Field Grading			36,349	(36,349)
Consultant				
Project Mgr	854,146	886,646	973,600	(86,954)
Architect	3,278,173	3,398,477	3,170,769	227,708
Environmental			30,000	(30,000)
Survey	300,333	300,333	300,333	-
Soils			-	-
Testing			-	-
Spcl Insp			-	-
Conductivity			-	-
Commissioning			-	-
HVAC	107,396	107,396	107,396	-
Roofing			-	-
Support Costs				
Builders Risk	-	-	-	-
Printing	125,534	125,534	125,534	-
Software Platform	-	-	85,000	(85,000)
Reimbursable	-	-	-	-
Constructware	-	-	10,000	(10,000)
Advertising for bids	-	-	-	-
Buell Stadium Equip	-	-	25,000	(25,000)
Contingency	2,328,588	2,328,588	2,328,588	-
PM Award			(86,954)	
Addit'l Services			-	
AE Award			268,061	
Addit'l Services			(40,353)	
Constructware			(85,000)	
Reimbursable			(10,000)	
Buell				
Award		74,471	253,899	74,471
Addit'l Funding			74,471	
Equipment			(25,000)	
Timing System			(73,180)	
Field Grading			(35,920)	
Buried sprinkler head			(429)	
Prev Change Orders			(72,420)	
South HS: Ph1				
Prev Change Orders			(168)	
South HS: Ph2				
Award			213,002	
Prev Change Orders			(52,930)	
North walk at staff entr			(3,081)	
Key switches			(185)	
Plumbing / piping			(426)	
Cpt base at G102			(2,128)	
Bulkheads at C130			(1,317)	
Repair waterstop at Q, St.			(274)	
Upper casework at H228			(568)	
Elem 24				
Award			113,247	
Prev Change Orders			(30,419)	
North HS				
Award			1,336,595	
Prev Change Orders			(270,724)	
Conc at west prkg islands			(5,268)	
Filter grills			(768)	
Emerg lighting circuts			(4,156)	
Display brds at 4 rooms			(1,308)	
Drywall at 561			(3,772)	
Upgrade alt #4 carpet			(4,200)	
West HS				
Award			767,075	
Prev Change Orders			(42,475)	
Pump allowance			50,000.00	
Intercom system			(36,723.00)	
Emergency lighting			(4,315.00)	
Pull stations and smoke			(364.00)	
Entry light photo cell			(131.00)	
Roof receptacle			(493.00)	
Exhaust fan connections			(2,526.00)	
Lecture hall handrail			(1,661.00)	
Motorized projection scrns			(4,040.00)	
Clock transformers			(2,950.00)	
VFD for exhaust fans			343.00	
Exit light locations			(386.00)	
Misc circuit revisions			(20,442.00)	
Refrigerator circuit			(168.00)	
Supply air interlock			(1,332.00)	
AHU relief air			(1,280.00)	
Fire dampers			(916.00)	
Make-up air at FCS			(4,557.00)	
Lecture hall sound syst			(6,932.00)	
Booster fan at dryer			(1,955.00)	
Ductwork revisions			(7,446.00)	
Lintel angles			(3,004.00)	
Ackerman Elem				
Award			6,254	
Prev Change Orders			(870)	
Beadle				
Award			92,965	
Prev Change Orders			(600)	
Emerg lights at science			(1,891)	
Substitute lock			(4,104)	
Aluminum window sills			(1,845)	
Refined area inlet			(361)	
Furniture / Fixture / Equipment				
Moveable Furnishings	1,311,307	1,311,307	1,311,307	-
Moveable Equipment	219,291	219,291	219,291	-
Comp; Phones; Copiers; Fax	2,192,015	2,192,015	2,192,015	-
Regulatory Fees / Assessments	327,656	327,656	327,656	-
Totals	78,000,000	79,877,275	79,877,275	2,211,396

Additional Funding		Original Contgy	2,328,588
Buell Stadium Grants	74,471	Current Contgy	4,539,984
HVAC at South High School	1,802,804	(Const - 1,650,000 + PM - 32,500 + Arch - 102,304)	
	79,877,275		



		<u>October</u>			<u>November</u>					
Bond Committee Meetings		5, 12, 19, 26			2, 9, 16, 30					
Board Committee of the Whole Meetings		9			13					
Board Meetings		2, 16			6, 20					
Project	Project Commencement	Program / Schematic Design Bond Committee	Design Development		Contract Documents		Receive Bids	Contract Award		Project Completion
			Bond Committee	School Board	Bond Committee	School Board		Bond Committee	School Board	
Elem Schools										
Ackerman Elementary #24	3-Aug-05	16-Nov-05	12-Jan-06	16-Jan-06	23-Feb-06	20-Mar-06	18-Apr-06	20-Apr-06	01-May-06	01-Aug-07
Overlot Grading					08-Sep-05	12-Sep-05	14-Sep-05	15-Sep-05	19-Sep-05	15-Feb-06
Public Improv. Building					08-Sep-05	12-Sep-05	25-Oct-05	27-Oct-05	07-Nov-05	08-Jun-06
Elementary #25	19-Aug-05	17-Nov-05	15-Dec-05	16-Jan-06	23-Mar-06	03-Apr-06	05-Dec-06	07-Dec-06	18-Dec-06	01-Jun-08
Middle Schools										
Beadle MS	12-Dec-05		09-Mar-06	06-Mar-06	06-Apr-06	17-Apr-06	23-May-06	25-May-06	05-Jun-06	01-Jun-07
High Schools										
Buell Stadium										28-Aug-05
North HS		21-Jul-05	01-Sep-05	12-Sep-05	01-Dec-05	19-Dec-05	07-Feb-06	09-Feb-05	20-Mar-06	01-Jul-07
South HS										
Phase I 2005					26-May-05	06-Jun-05	07-Jun-05	09-Jun-05	14-Jun-05	05-Aug-05
Phase II - 2006		14-Jul-05	11-Aug-05	15-Aug-05	20-Oct-05	21-Nov-05	24-Jan-06	26-Jan-06	13-Feb-06	01-Jul-07
West HS		11-Aug-05	06-Oct-05	17-Oct-05	29-Dec-05	16-Jan-06	02-Mar-06	09-Mar-06	20-Mar-06	01-Jul-07
Alternative HS	1-Nov-06									01-Jun-08

NOTE: Dates shown in light blue/italics are tentative projections to be confirmed; dates shown in dark blue/italics are Board action dates

AGENDA SUMMARY SHEET

Agenda Item: Personnel Report 2006-07

Meeting Date: October 16, 2006

Department Human Resources

Title and Brief

Description: Human Resource Personnel Report 2006-07

Action Desired: Report Only

Background: The annual Personnel Report contains information regarding the District's staffing level, classroom enrollment averages, teacher preparation, experience and student teacher internships. Report highlights include:


- We are employing our first elementary Spanish teacher. We also hired 21 World Language teachers to support the implementation of the new World Language program at the middle school, increase support at our high schools, and replace staff members who left us at the end of the 2005-06 school year.
- During the spring and summer of 2006 we implemented a new on-line application system. We had over 500 candidates use the on-line system to apply to Millard.
- We hosted 125 student teachers in Millard during the 2005-06 school year.
- A historical look at personnel distribution and ratios between staff positions is provided along with graphs to illustrate trends since 1976.
- Information regarding retention percentages of teachers hired over the last five years is included.
- The information provided is a "snapshot" of information that can change from day-to-day and year-to-year. As a result, staff changes reflect the difference in the "snapshot" from September '05 to September '06

Recommendations: Report Only

Responsible

Persons: Dr. Jim Sutfin, Dr. Kirby Eltiste, Mr. Steve Moore, Ms. Jeanine Beaudin

Superintendent's Signature: _____





Personnel Report

2006-07

TABLE OF CONTENTS

Personnel Distribution	1
Administrators	2
Teachers	3-5
School Nurses	6
Professional/Technical Specialists	7-9
Educational Paraprofessionals	10
Custodial / Maintenance	11
Food Service	12
Substitutes	13
Elementary Classroom Average.....	14
Secondary Classroom Averages by Subject Area	15
Teacher & Administrator Demographics	16-25
Teacher & Administrator Degree Information.....	26-31
Staff Terminations by Reason.....	32
Teacher Retention for Last 5 Years.....	33
Applicants and Interviews.....	34-37
Recruiting.....	38
Student Teachers	39-40
Staff Absences	41
Personnel Distribution and Ratios	42-46
Employee Assistance Program.....	47

Personnel Distribution

Full-time Equivalency

Employee Class	Staff F.T.E. '06-'07	Staff F.T.E. '05-'06	F.T.E. Change
Administrators	85.00	85.00	0.00
Teachers	1582.15	1529.36	52.79
School Nurses	14.60	13.60	1.00
Professional Technical Salaried	44.90	43.30	1.60
Professional Technical Hourly	158.74	154.19	4.55
Educational Paraprofessionals	302.91	296.89	6.02
Custodial/Maintenance	180.06	182.44	-2.38
Food Service	126.86	126.82	0.04
Totals	2495.22	2431.60	63.62

Employee Count

Employee Class	Staff Count '06-'07	Staff Count '05-'06	# Change
Administrators	85	85	0.00
Teachers	1624	1573	51.00
School Nurses	15	14	1.00
Professional Technical Salaried	47	46	1.00
Professional Technical Hourly	171	168	3.00
Educational Paraprofessionals	405	379	26.00
Custodial/Maintenance	186	187	-1.00
Food Service	164	163	1.00
Totals	2697	2615	82.00

Date: 9/14/06

Administrator Positions

Class	Title	Filled FTE
A010	SUPERINTENDENT	1.00
A020	ASSOC SUPT GENERAL ADMIN	1.00
A030	ASSOC SUPT EDUC SERV	1.00
A060	ASSOC SUPT HR	1.00
A100	ASST SUPT TECHNOLOGY	1.00
A110	EXEC DIR PLANNING & EVAL	1.00
A200	DIR EMPLOYEE RELATIONS	1.00
A210	DIR PERSONNEL	1.00
A220	DIR ADMIN AFFAIRS	1.00
A230	DIR COMMUNICATIONS	1.00
A240	DIR PUPIL SERVICES	1.00
A250	DIR STAFF DEVELOPMENT	1.00
A260	DIR ELEM & EARLY CHILD ED	1.00
A270	DIR SECONDARY ED	1.00
A280	DIR SPED	1.00
A300	DIRECTOR OF ACTIVITIES	1.00
A320	ADM SPEC PROG& COMPLIANCE	1.00
A324	COORD MONTESSORI	1.00
A330	COORD SPECIAL PROJECTS	1.00
A340	COORD K-5 SPED PROG	1.00
A350	COORD 6-12 SPED PROG	1.00
A354	COORD SPED RELSRV&YNGADLT	1.00
A360	COORD PRE-SCHOOL SPED	1.00
A401	ELEM PRINCIPAL	23.00
A402	MDL SCH PRINCIPAL	6.00
A403	HS PRINCIPAL	3.00
A421	ELEM ASST PRINCIPAL	2.00
A422	MDL SCH ASST PRINCIPAL	11.00
A423	HS ASST PRINCIPAL	12.00
A42E	ELEM/MS ASST PRINCIPAL	1.00
A443	HS ACTIVITY DIRECTOR	3.00
A463	MLC PRINCIPAL	1.00
TOTAL		85.00

Date: 10/4/06

Teacher Positions

Class	Title	Filled FTE
C001	ADMIN INTERN	2.00
C011	MONTESSORI PRESCHOOL TCHR	4.00
C051	PRESCHOOL TEACHER	2.00
C091	KINDERGARTEN TEACHER	76.00
C111	GRADE 1 TEACHER	76.00
C121	GRADE 2 TEACHER	70.00
C131	GRADE 3 TEACHER	68.00
C141	GRADE 4 TEACHER	65.00
C151	GRADE 5 TEACHER	65.00
C162	GRADE 6 TEACHER	65.00
C301	CORE TEACHER	12.00
C311	MONTESSORI TEACHER	16.00
C312	MONTESSORI TEACHER	3.00
C321	ART TEACHER	1.50
C322	ART TEACHER	8.25
C323	ART TEACHER	12.50
C333	BUSINESS TEACHER	19.00
C352	LANGUAGE ARTS TEACHER	30.65
C353	LANGUAGE ARTS TEACHER	62.50
C362	READING TEACHER	7.25
C363	READING TEACHER	2.00
C381	WORLD LANGUAGE TEACHER	1.00
C382	WORLD LANGUAGE TEACHER	28.25
C383	WORLD LANGUAGE TEACHER	38.00
C412	FAMILY CONSUMER SCI TCHR	10.25
C413	FAMILY CONSUMER SCI TCHR	15.00
C432	INDUSTRIAL TECH TEACHER	9.00
C433	INDUSTRIAL TECH TEACHER	17.66
C452	COMPUTER TEACHER	11.00
C453	COMPUTER TEACHER	0.80
C462	MATH TEACHER	27.00
C463	MATH TEACHER	55.20
C472	SCIENCE TEACHER	26.40
C473	SCIENCE TEACHER	49.50
C492	SOCIAL STUDIES TEACHER	27.20
C493	SOCIAL STUDIES TEACHER	52.66
C513	NEW FRONTIER TEACHER	4.00

Date: 10/4/06

Teacher Positions

Class	Title	Filled FTE
C531	VOCAL MUSIC TEACHER	24.90
C532	VOCAL MUSIC TEACHER	8.60
C533	VOCAL MUSIC TEACHER	3.50
C54I	INSTR MUSIC TEACHER	15.50
C55I	ORCHESTRA TEACHER	8.00
C572	HEALTH TEACHER	4.50
C591	PHYSICAL ED TEACHER	24.20
C592	PHYSICAL ED TEACHER	14.25
C593	PHYSICAL ED TEACHER	19.84
C611	ELEM COUNSELOR	11.60
C612	MDL SCH COUNSELOR	15.50
C613	HIGH SCH COUNSELOR	19.00
C620	MEDIA SPECIALIST	1.00
C621	MEDIA SPECIALIST	21.27
C622	MEDIA SPECIALIST	6.50
C623	MEDIA SPECIALIST	6.00
C631	READ TEACHER	19.55
C641	EARLY LIT INT (ELI) TCHR	10.40
C652	LEARNING CTR TEACHER	3.00
C653	LEARNING CTR TEACHER	3.00
C66I	ELL TEACHER	10.00
C670	CHAPTER 1 PRESCHOOL TCHR	4.90
C671	CHAPTER 1 TEACHER	7.00
C682	HIGH ABILITY LRNER TCH	3.75
C691	RETEACHING TEACHER	0.50
C693	RETEACHING TEACHER	0.50
C710	MEP TECH FACILITATOR	3.00
C711	TECHNOLOGY LEADER	1.00
C712	TECHNOLOGY LEADER	0.50
C720	TCHR INDUCTION PROG SPRT	0.54
C721	INSTR FACILITATOR	9.98
C733	INSTRUCTIONAL DEPT HEAD	1.00
C741	MEP FACILITATOR	4.00
C743	MEP FACILITATOR	6.00
C751	CADRE I ASSOCIATE	3.00
C761	CADRE II ASSOCIATE	2.00
C770	MEA PRESIDENT	1.00

Date: 10/4/06

Teacher Positions

Class	Title	Filled FTE
C811	SPED PROGRAM FACILITATOR	2.00
C823	SPED ADAPTIVE PE TEACHER	1.00
C831	SPED RESOURCE TEACHER	38.50
C832	SPED RESOURCE TEACHER	26.50
C833	SPED RESOURCE TEACHER	31.00
C841	MULTI CAT SPED TCHR ELM	10.50
C842	MULTI CAT SPED TCHR MS	3.00
C843	MULTI CAT SPED TCHR HS	4.00
C851	SPED MH TEACHER	7.00
C852	SPED MH TEACHER	4.00
C853	SPED MH TEACHER	5.00
C861	SPED BD TEACHER	4.00
C862	SPED BD TEACHER	4.00
C873	SPED VOC SPEC NEEDS TCHR	3.00
C883	SPED MLC TEACHER	4.00
C891	AUDIOLOGIST	1.00
C90I	SPEECH PATHOLOGIST	51.00
C913	SPED VISION IMPAIRED TCHR	3.80
C922	SPED BEHAVIOR SPECIALIST	4.00
C931	SPED INFANT TEACHER	3.00
C941	SPED PRESCHOOL TEACHER	12.50
C952	SPED HOMEBOUND TCHR MS	1.00
C961	EARLY CHLDHD LITERACY TCH	2.00
C97I	SCHOOL PSYCHOLOGIST	17.00
TOTAL		1,582.15

Date: 9/14/06

School Nurse Positions

Class	Title	Filled FTE
E100	NURSE DEPT. HEAD	0.30
E20I	SCHOOL NURSE	14.30
TOTAL		14.60

Date: 9/20/06

Professional Technical Salaried Positions

Class	Title	Filled FTE
G110	HUMAN RESOURCE RECRUITER	1.00
G210	RESEARCH ASSOCIATE	2.00
G310	GRANT/VOLUNTEER COORD	1.00
G333	COMMUNITY COUNSELOR	3.00
G342	SCHOOL SOCIAL WORKER	1.00
G343	SCHOOL SOCIAL WORKER	1.00
G351	OCCUPATIONAL/PHYSICAL TPY	5.50
G353	OCCUPATIONAL/PHYSICAL TPY	3.60
G401	SYSTEMS ANALYST	1.00
G421	NETWORK SUPPORT SPEC	4.00
G431	TECHNOLOGY FACILITATOR 1A	5.00
G441	TECHNOLOGY FACILITATOR 2A	2.00
G443	TECHNOLOGY FACILITATOR 2A	1.00
G450	TELECOMMUNICATIONS SPEC	1.00
G473	TECHNOLOGY SPECIALIST	2.00
G500	ACCOUNTING MANAGER	1.00
G510	INTERNAL AUDITOR/SP PROJ	0.80
G520	DISTRICT ACCOUNTANT	1.00
G600	GENERAL MANAGER SSC	1.00
G610	WAREHOUSE MANAGER	1.00
G620	PURCHASING AGENT	1.00
G630	TRANSPORTATION MANAGER	1.00
G640	PROJECT MANAGER	1.00
G810	FOOD SERVICE SUPERVISOR	2.00
G840	FOOD SERVICE CATERING MGR	1.00
TOTAL		44.90

Date: 10/4/06

Professional Technical Hourly Positions

Class	Title	Filled FTE
J010	EX SEC TO SUPERINTENDENT	1.00
J020	ADMIN AFFAIRS SECRETARY	1.00
J030	COMMUNICATIONS SECRETARY	1.00
J040	ACTIVITIES-HR-SD SECRETRY	1.00
J110	HR SPECIALIST CERT STAFF	1.00
J120	HR SPEC CLASSIFIED STAFF	1.00
J130	EMPLOYEE RELATIONS SPEC	1.00
J140	HR RECORDS SPECIALIST	1.00
J150	RECEPTIONIST	1.00
J160	HR SPEC SUB TEACHERS	1.00
J200	RESEARCH ASSISTANT	1.00
J210	RESEARCH SECRETARY	1.00
J220	STUDENT RECORDS SECRETARY	1.00
J240	SECRETARY DIR PUPIL SERV	1.00
J250	SCHOOL PSYC SECRETARY	1.00
J260	PUPIL SERVICES SECRETARY	2.00
J300	EXEC SEC ASSOC SUPT EDSRV	1.00
J310	SECRETARY TO DIR STAFFDEV	1.00
J320	SECRETARY TO DIR ELED	1.00
J330	TITLE I/ECE SECRETARY	1.00
J340	ED SERV PROG SECRETARY	1.00
J34B	BILINGUAL FAM-SCH LIAISON	1.00
J350	SECRETARY TO DIR SECED	1.00
J360	SECRETARY TO DIR SPED	1.00
J370	SPED SECRETARY I	1.50
J380	SPED PRE-SCH SECRETARY I	1.00
J400	SCTRY-ASST SUPT TECHNOLGY	1.00
J410	TECH HELP DESK SPECIALIST	1.00
J420	TECHNICAL SPECIALIST	1.00
J440	TECHNOLOGY RECEPTIONIST	1.00
J500	EXEC SEC ASSOC SUPT GENAD	1.00
J510	ACCOUNTING SPECIALIST	1.00
J520	PAYROLL SPECIALIST	2.00
J540	ACCTS PAYABLE ASSISTANT	2.00
J560	DUPLICATION CLERK	1.00
J600	SUPPORT SERV SECRETARY II	1.00
J610	MAINTENANCE SECRETARY	1.50

Date: 10/4/06

Professional Technical Hourly Positions

Class	Title	Filled FTE
J620	WAREHOUSE/MEDIA SECRETARY	2.00
J630	CATALOGER 12MO	1.00
J713	HS SECURITY GUARD	12.13
J723	HS OUTSIDE SECURITY GUARD	3.00
J800	FOOD SERV BOOKKEEPER/SEC	1.00
J830	SPED VAN DRIVER	3.50
J840	SPED PRESCHOOL VAN DRIVER	13.94
J850	TRANSPORTATION SECRETARY	0.63
J902	SECRETARY 12MO MDL SCH	6.00
J903	SECRETARY 12 MO HIGH SCH	8.00
J913	HS ACCOUNTING CLERK	3.00
J921	ELEM SECRETARY 10 MO	23.00
J922	MDL SCH SECRETARY 10 MO	13.00
J923	HS SECRETARY 10 MO	23.00
J933	HS SWIM SUPERVISOR	0.37
J943	HS ACCOMPANIST	1.69
J982	TAP INTERN	2.50
TOTAL		158.74

Date: 10/4/06

Educational Para-Professional Positions

Class	Title	Filled FTE
K101	PRESCHOOL ED PARA	4.53
K111	PRESCH MONTESSORI ED PARA	7.14
K201	GENERAL ED PARA	80.27
K202	GENERAL ED PARA	17.09
K203	GENERAL ED PARA	16.06
K211	ELI ED PARA	4.28
K221	MONTESSORI ED PARA	0.50
K241	RETEACHING PARA	5.74
K242	RETEACHING PARA	1.89
K243	RETEACHING PARA HS	2.00
K301	PRESCHOOL SPED PARA	14.38
K311	RESOURCE SPED PARA	28.68
K312	RESOURCE SPED PARA	23.30
K313	RESOURCE SPED PARA	10.50
K321	MULTI-CAT SPED PARA	10.50
K322	MULTI-CAT SPED PARA	3.78
K323	MULTI-CAT SPED PARA	1.75
K341	BD SPED PARA	6.50
K342	BD SPED PARA	8.94
K343	BD SPED PARA	0.81
K351	MH SPED PARA	10.28
K352	MH SPED PARA	10.61
K353	MH SPED PARA	12.44
K362	VI SPED ED PARA	0.81
K373	YOUNG ADULT PARA	6.75
K400	CHAPTER 1 PRESCHOOL PARA	1.44
K411	ELL PARA	0.65
K501	KIDS NETWORK PARA	11.30
TOTAL		302.91

Date: 9/14/06

Custodial / Maintenance Positions

Class	Title	Filled FTE
M010	CUSTODIAN SPEC PROJECTS	1.00
M023	CUSTODIAN I DEPT HEAD HS	4.00
M031	DAY CUSTODIAN II	23.00
M040	CUSTODIAN I	1.00
M042	DAY CUSTODIAN I MS	7.00
M043	DAY CUSTODIAN I HS	7.00
M050	NIGHT CUSTODIAN I	1.00
M051	NIGHT CUSTODIAN I ELEM	21.00
M052	NIGHT CUSTODIAN I MS	14.00
M053	NIGHT CUSTODIAN I HS	22.00
M071	CUSTODIAN 10-MONTH ELEM	10.69
M072	CUSTODIAN 10-MONTH MS	7.00
M073	CUSTODIAN 10-MONTH HS	9.25
M080	PT CUSTODIAN 12-MO	0.50
M090	PT DELIVERY DRIVER	0.63
M110	DELIVERY DRIVER	3.00
M120	WAREHOUSE ASSISTANT	1.00
M310	DISTRICT GROUNDS LEADER	5.00
M320	DIST GROUNDS ASSISTANT	6.00
M330	GROUNDS ASST 10-MONTH SSC	3.00
M333	GROUNDS ASST 10-MONTH HS	3.00
M400	AUTO MECHANIC	1.00
M510	CHIEF ENGINEER	1.00
M520	MECHANICAL TECHNICIAN	4.00
M530	ELECTRICIAN	1.00
M543	SR HI DAY ENGINEER	2.00
M553	SR HI NIGHT ENGINEER	3.00
M560	PREV MAINTENANCE ENGINEER	4.00
M570	PM TECH 1	1.00
M572	MS DAY ENGINEER/CUST III	4.00
M582	CMS DAY ENGINEER/CUST IV	1.00
M592	CUSTODIAN ENGINEER	1.00
M600	CARPENTER	4.00
M610	CARPENTER ASSISTANT	1.00
M700	PAINTER 1	1.00
M701	PAINTER 2	1.00
TOTAL		180.06

Date: 10/4/06

Food Service Positions

Class	Title	Filled FTE
P101	FOOD SERVICE MANAGER	20.50
P102	FOOD SERVICE MANAGER	6.81
P103	FOOD SERVICE MANAGER	3.00
P201	FOOD SERVICE	21.38
P202	FOOD SERVICE	35.79
P203	FOOD SERVICE	39.38
TOTAL		126.86

Date: 10/4/06

Staffing Substitutes

Dept	Department Title	Empl No
SUB CUST	SUB CUSTODIAN	33
SUB TCH	SUBSTITUTE TEACHER	359
SUB HRLY	SUBSTITUTES HOURLY	138
TOTAL		530

Elementary Regular Classroom Average

School	Sections	Students	06-07	05-06	04-05	03-04	02-03	01-02	00-01
Abbott	20	427	21.4	22.3	22.0	22.0	21.9	23.0	22.3
Ackerman	26	599	23.0	22.8	23.7	22.7	23.4	22.7	22.3
Aldrich	20	422	21.1	19.8	22.2	21.9	21.6	19.7	20.2
Black Elk	25	577	23.1	22.6	21.4	22.2	21.5	22.3	21.0
Bryan	18	367	20.4	20.0	19.8	20.7	19.3	18.7	21.7
Cather	19	414	21.8	21.7	21.7	21.4	21.4	19.6	19.0
Cody	15	214	14.3	16.4	15.8	16.8	15.8	20.0	18.0
Cottonwood	16	330	20.6	20.2	22.1	21.0	20.5	20.4	20.6
Disney	16	266	16.6	18.0	20.9	19.6	18.3	19.3	19.5
Ezra Millard	21	410	19.5	21.7	22.7	21.4	20.5	21.2	22.2
Harvey Oaks	13	275	21.2	21.8	21.4	21.1	20.7	19.0	20.5
Hitchcock	13	212	16.3	17.8	19.2	17.5	18.2	19.3	19.7
Holling Heights	20	430	21.5	20.9	20.8	20.0	18.3	20.3	21.3
Montclair	26	547	21.0	23.1	21.8	21.7	21.5	20.5	20.6
Morton	20	387	19.4	21.4	21.0	20.1	20.9	21.1	21.1
Neihardt	27	567	21.0	21.8	22.3	21.0	22.5	21.6	21.8
Norris	17	336	19.8	20.6	19.7	20.4	18.5	20.8	21.9
Reeder	32	699	21.8	20.4	-	-	-	-	-
Rockwell	20	359	18.0	20.1	20.3	19.4	18.6	18.2	20.3
Rohwer	24	465	19.4	21.1	21.8	22.6	21.2	22.1	21.1
Sandoz	16	306	19.1	18.9	20.4	21.8	19.3	20.1	20.8
Wheeler	29	587	20.2	20.9	21.1	23.5	21.6	19.9	20.9
Willowdale	18	421	23.4	23.6	22.1	22.1	20.7	21.7	21.4
Average	471	9617	20.4	21.0	21.3	21.2	20.6	20.6	20.9

*Based upon MPS Official Enrollment Counts 9/20/06

Secondary Classroom Averages by Subject Area

2006-07

	<u>North</u>	<u>South</u>	<u>West</u>	<u>AMS</u>	<u>BMS</u>	<u>CMS</u>	<u>KMS</u>	<u>NMS</u>	<u>RMS</u>
Grade 6	-	-	-	20.9	22.4	23.9	23.6	23.8	23.0
Art	20.9	24.2	22.5	20.0	19.0	20.7	21.8	19.0	25.0
Family Consumer Science	23.7	24.3	25.9	15.4	19.7	17.1	24.0	18.8	25.0
Industrial Technology	16.4	17.9	17.8	21.4	19.2	19.5	21.1	18.1	16.0
P.E.	23.2	25.1	28.0	21.3	26.7	30.9	25.7	24.5	35.0
Health	-	-	-	16.7	19.2	19.8	25.7	17.2	26.0
Business	21.6	19.6	24.8	-	-	-	-	-	-
Vocal Music	41.0	62.5	60.1	22.8	21.4	28.0	15.6	23.8	35.0
Instr. Music	49.4	31.0	34.6	24.3	22.7	39.8	24.5	26.0	36.0
Reading	16.5	23.8	13.8	21.9	22.0	24.4	20.8	20.8	22.0
Computers	15.7	17.4	11.4	20.4	20.0	19.7	24.7	19.2	25.0
Math	22.0	22.0	23.4	20.7	22.3	23.7	24.7	19.8	24.0
English	24.4	21.7	24.5	22.5	22.3	23.7	24.7	21.3	25.0
Science	22.4	20.9	24.0	24.5	22.5	23.7	24.7	21.8	25.0
Social Studies	25.4	23.0	25.0	23.5	22.3	23.7	24.7	21.8	25.0
World Language	22.6	23.3	23.7	19.1	19.3	19.2	23.5	20.1	24.0
Montessori Mini Magnet	-	-	-	-	-	20.3	-	-	-

Middle Level Average Class Size: 22.8

High School Average Class Size: 25.3

Total Secondary Average Class Size: 24.0

2005-2006

	<u>North</u>	<u>South</u>	<u>West</u>	<u>AMS</u>	<u>BMS</u>	<u>CMS</u>	<u>KMS</u>	<u>NMS</u>	<u>RMS</u>
Grade 6	-	-	-	25.1	21.2	22.8	23.8	21.4	25.5
Art	21.1	22.3	21.7	17.5	16.3	15.4	20.5	24.0	17.2
Family Consumer Science	24.4	23.1	24.6	17.3	16.0	13.4	21.3	22.7	17.2
Industrial Technology	16.6	16.9	15.6	15.1	28.0	13.1	19.6	20.7	34.4
P.E.	25.8	23.6	25.7	24.9	23.7	30.7	25.9	24.6	34.4
Health/KnowYrslf	-	-	-	22.1	26.2	30.3	20.1	21.7	28.6
Business	21.8	19.2	17.7	-	-	-	-	-	-
Vocal Music	29.7	59.0	111.3	34.3	27.8	32.3	26.0	25.6	32.0
Instr. Music	78.5	48.0	34.9	23.0	21.3	33.7	16.1	22.1	37.0
Reading	8.0	13.2	-	24.4	23.0	22.4	22.7	23.5	27.2
Computers	14.4	16.4	-	16.1	14.5	15.7	19.1	21.9	18.8
Math	22.1	21.8	22.8	23.1	22.4	23.4	22.2	21.5	24.9
English	23.8	21.8	24.2	24.1	22.3	23.4	23.9	21.6	25.5
Science	23.1	21.0	24.2	25.7	22.6	23.4	23.9	21.9	26.0
Social Studies	24.7	22.9	24.7	25.6	22.6	23.4	23.9	22.0	26.0
Foreign Language	22.0	23.2	22.2	14.6	14.8	18.7	22.8	20.9	26.5

Middle Level Average Class Size: 21.8

High School Average Class Size: 22.7

Total Secondary Average Class Size: 22.3

Date: 9/13/06

Certificated Staff Educ Work Experience by School

Employee Loc. Building Name	Average Total Years	Average Millard Years
ABBOTT ELEM	18.3	14.2
ACKERMAN ELEM	16.8	13.3
ALDRICH ELEM	15.1	9.7
ANDERSEN MIDDLE SCH	15.6	11.4
BEADLE MIDDLE SCH	12.0	8.7
BLACK ELK ELEM	13.9	10.2
BRYAN ELEM	13.5	11.3
CATHER ELEM	19.4	12.9
CENTRAL MIDDLE SCH	17.6	14.2
CODY ELEM	15.6	12.9
COTTONWOOD ELEM	18.1	14.4
CSMI-TECH/PSYC/MEP	17.6	14.4
DISNEY ELEM	18.2	15.4
DON STROH ADMIN CTR	26.4	14.7
ECHO HILLS	13.0	4.0
EZRA MILLARD ELEM	13.2	8.9
HARVEY OAKS ELEM	15.1	10.7
HITCHCOCK ELEM	14.1	11.0
HOLLING HEIGHTS ELEM	15.6	12.9
KIEWIT MIDDLE SCH	16.9	12.9
MIDSCH ALT PRG CMS-A	19.5	9.5
MILLARD LRN CNTR	16.1	10.6
MONTCLAIR ELEM	14.9	10.2
MORTON ELEM	18.1	13.5
NEIHARDT ELEM	12.9	9.7
NORRIS ELEM	13.1	9.7
NORTH HIGH	16.1	12.3
NORTH MIDDLE SCH	18.0	14.4
REEDER ELEM	7.6	5.6
ROCKWELL ELEM	14.8	10.1
ROHWER ELEM	11.2	8.1
RUSSELL MIDDLE SCH	18.4	13.2
SANDOZ ELEM	15.4	12.6
SOUTH HIGH	15.3	11.9
SPED CMS-ANNEX	23.0	16.0
SUPPORT SERVICES CTR	21.6	16.6
WEST HIGH	15.4	10.7
WHEELER ELEM	10.7	8.3
WILLOWDALE ELEM	16.2	13.2
YNG ADULT PRG CMS-A	19.7	11.4
	15.6	11.7

Date: 10/4/06

Certificated Staff Gender by School

Employee Loc. Building Name	Total	F	M
ABBOTT ELEM	30	26	4
ACKERMAN ELEM	42	37	5
ALDRICH ELEM	29	28	1
ANDERSEN MIDDLE SCH	68	43	25
BEADLE MIDDLE SCH	65	49	16
BLACK ELK ELEM	35	31	4
BRYAN ELEM	31	29	2
CATHER ELEM	28	27	1
CENTRAL MIDDLE SCH	68	50	18
CODY ELEM	34	30	4
COTTONWOOD ELEM	31	29	2
CSMI-TECH/PSYC/MEP	27	22	5
DISNEY ELEM	30	27	3
DON STROH ADMIN CTR	20	10	10
ECHO HILLS	2	2	
EZRA MILLARD ELEM	31	29	2
HARVEY OAKS ELEM	26	23	3
HITCHCOCK ELEM	23	20	3
HOLLING HEIGHTS ELEM	36	29	7
KIEWIT MIDDLE SCH	74	54	20
MIDSCH ALT PRG CMS-A	4	4	
MILLARD LRN CNTR	8	4	4
MONTCLAIR ELEM	46	44	2
MORTON ELEM	30	29	1
NEIHARDT ELEM	43	40	3
NORRIS ELEM	30	26	4
NORTH HIGH	169	98	71
NORTH MIDDLE SCH	66	50	16
REEDER ELEM	46	42	4
ROCKWELL ELEM	33	32	1
ROHWER ELEM	33	29	4
RUSSELL MIDDLE SCH	67	49	18
SANDOZ ELEM	41	39	2
SOUTH HIGH	152	96	56
SPED CMS-ANNEX	1		1
SUPPORT SERVICES CTR	1	1	
WEST HIGH	140	84	56
WHEELER ELEM	42	38	4
WILLOWDALE ELEM	35	35	
YNG ADULT PRG CMS-A	7	7	
	1724	1342	382

Date: 10/4/06

All Staff Gender by School

Employee Loc. Building Name	Total	F	M
ABBOTT ELEM	43	36	7
ACKERMAN ELEM	60	52	8
ALDRICH ELEM	40	38	2
ANDERSEN MIDDLE SCH	100	70	30
BEADLE MIDDLE SCH	96	76	20
BLACK ELK ELEM	52	46	6
BRYAN ELEM	45	41	4
CATHER ELEM	39	36	3
CENTRAL MIDDLE SCH	103	78	25
CODY ELEM	62	56	6
COTTONWOOD ELEM	42	38	4
CSMI-TECH/PSYC/MEP	45	31	14
DISNEY ELEM	51	44	7
DON STROH ADMIN CTR	68	54	14
ECHO HILLS	3	3	
EZRA MILLARD ELEM	50	45	5
HARVEY OAKS ELEM	38	33	5
HITCHCOCK ELEM	37	32	5
HOLLING HEIGHTS ELEM	49	40	9
KIEWIT MIDDLE SCH	111	83	28
MIDSCH ALT PRG CMS-A	7	6	1
MILLARD LRN CNTR	12	8	4
MONTCLAIR ELEM	82	78	4
MORTON ELEM	45	43	2
NEIHARDT ELEM	61	56	5
NORRIS ELEM	45	39	6
NORTH HIGH	254	156	98
NORTH MIDDLE SCH	109	88	21
REEDER ELEM	65	59	6
ROCKWELL ELEM	51	47	4
ROHWER ELEM	59	53	6
RUSSELL MIDDLE SCH	98	76	22
SANDOZ ELEM	66	61	5
SOUTH HIGH	236	152	84
SPED CMS-ANNEX	1		1
SUPPORT SERVICES CTR	54	11	43
TRANSPORTATION CMS-A	28	13	15
WEST HIGH	226	145	81
WHEELER ELEM	62	55	7
WILLOWDALE ELEM	47	45	2
YNG ADULT PRG CMS-A	16	16	
	2758	2139	619

Date: 10/4/06

Certificated Staff Ethnicity by School

Employee Loc. Building Name	Total	A	B	H	W
ABBOTT ELEM	30				30
ACKERMAN ELEM	42				42
ALDRICH ELEM	29	1	1		27
ANDERSEN MIDDLE SCH	68		1		67
BEADLE MIDDLE SCH	65			1	64
BLACK ELK ELEM	35	1			34
BRYAN ELEM	31				31
CATHER ELEM	28				28
CENTRAL MIDDLE SCH	68	1			67
CODY ELEM	34				34
COTTONWOOD ELEM	31				31
CSMI-TECH/PSYC/MEP	27				27
DISNEY ELEM	30				30
DON STROH ADMIN CTR	20		1	1	18
ECHO HILLS	2				2
EZRA MILLARD ELEM	31				31
HARVEY OAKS ELEM	26				26
HITCHCOCK ELEM	23				23
HOLLING HEIGHTS ELEM	36		1		35
KIEWIT MIDDLE SCH	74			1	73
MIDSCH ALT PRG CMS-A	4				4
MILLARD LRN CNTR	8				8
MONTCLAIR ELEM	46				46
MORTON ELEM	30				30
NEIHARDT ELEM	43	1			42
NORRIS ELEM	30				30
NORTH HIGH	169			1	168
NORTH MIDDLE SCH	66		1		65
REEDER ELEM	46			1	45
ROCKWELL ELEM	33			1	32
ROHWER ELEM	33				33
RUSSELL MIDDLE SCH	67				67
SANDOZ ELEM	41				41
SOUTH HIGH	152	1		1	150
SPED CMS-ANNEX	1				1
SUPPORT SERVICES CTR	1				1
WEST HIGH	140			1	139
WHEELER ELEM	42				42
WILLOWDALE ELEM	35				35
YNG ADULT PRG CMS-A	7				7
	1724	5	5	8	1706

Date: 9/13/06

Certificated Staff Age by School

Employee Loc. Building Name	Average Age
ABBOTT ELEM	47.6
ACKERMAN ELEM	41.2
ALDRICH ELEM	40.5
ANDERSEN MIDDLE SCH	42.2
BEADLE MIDDLE SCH	39.2
BLACK ELK ELEM	39.3
BRYAN ELEM	40.5
CATHER ELEM	49.8
CENTRAL MIDDLE SCH	43.9
CODY ELEM	43.9
COTTONWOOD ELEM	45.4
CSMI-TECH/PSYC/MEP	45.3
DISNEY ELEM	42.1
DON STROH ADMIN CTR	51.7
ECHO HILLS	48.5
EZRA MILLARD ELEM	39.3
HARVEY OAKS ELEM	43.1
HITCHCOCK ELEM	40.7
HOLLING HEIGHTS ELEM	41.9
KIEWIT MIDDLE SCH	43.9
MIDSCH ALT PRG CMS-A	42.8
MILLARD LRN CNTR	47.4
MONTCLAIR ELEM	41.4
MORTON ELEM	40.4
NEIHARDT ELEM	40.5
NORRIS ELEM	39.7
NORTH HIGH	43.4
NORTH MIDDLE SCH	44.2
REEDER ELEM	33.0
ROCKWELL ELEM	42.3
ROHWER ELEM	38.4
RUSSELL MIDDLE SCH	46.1
SANDOZ ELEM	43.8
SOUTH HIGH	41.5
SPED CMS-ANNEX	46.0
SUPPORT SERVICES CTR	53.0
WEST HIGH	42.9
WHEELER ELEM	37.4
WILLOWDALE ELEM	45.3
YNG ADULT PRG CMS-A	49.9
	42.4

Date: 10/4/06

All Staff Age >= 50 by School

Employee Loc. Building Name	Average Age	Employee Count
ABBOTT ELEM	56.2	17
ACKERMAN ELEM	55.1	16
ALDRICH ELEM	55.3	12
ANDERSEN MIDDLE SCH	54.5	38
BEADLE MIDDLE SCH	55.8	25
BLACK ELK ELEM	54.4	13
BRYAN ELEM	55.8	13
CATHER ELEM	56.5	24
CENTRAL MIDDLE SCH	53.9	42
CODY ELEM	55.8	22
COTTONWOOD ELEM	53.9	17
CSMI-TECH/PSYC/MEP	56.1	19
DISNEY ELEM	54.8	17
DON STROH ADMIN CTR	56.5	41
ECHO HILLS	57.0	2
EZRA MILLARD ELEM	56.7	11
HARVEY OAKS ELEM	56.8	12
HITCHCOCK ELEM	55.4	12
HOLLING HEIGHTS ELEM	54.8	14
KIEWIT MIDDLE SCH	57.0	42
MIDSCH ALT PRG CMS-A	51.0	1
MILLARD LRN CNTR	55.6	5
MONTCLAIR ELEM	56.1	35
MORTON ELEM	56.3	15
NEIHARDT ELEM	55.4	17
NORRIS ELEM	54.4	13
NORTH HIGH	56.1	97
NORTH MIDDLE SCH	55.7	46
REEDER ELEM	54.7	10
ROCKWELL ELEM	55.8	18
ROHWER ELEM	55.5	14
RUSSELL MIDDLE SCH	55.1	50
SANDOZ ELEM	55.3	18
SOUTH HIGH	56.3	91
SUPPORT SERVICES CTR	54.0	28
TRANSPORTATION CMS-A	61.7	20
WEST HIGH	55.8	84
WHEELER ELEM	52.4	12
WILLOWDALE ELEM	54.9	19
YNG ADULT PRG CMS-A	55.3	10
	55.7	1012

Potential Retirees in Next Five Years

PerEmpType	Age	Years in Dist	Count	Employees
A	62.0	36.0	1	
	60.0	35.0	1	
		23.0	1	
		23.7	1	
	59.0	23.7	1	
	58.0	33.0	1	
	57.0	33.0	1	
	56.0	28.0	1	
	55.0	30.0	1	
	54.0	33.0	1	
		26.0	1	
		20.0	1	
	53.0	25.0	1	
23.0		1		
C	69.0	30.0	1	
	67.0	35.0	1	
	65.0	32.5	1	
	64.0	30.0	1	
		29.0	1	
	63.0	30.0	1	
		29.0	2	
		27.0	1	
	62.0	39.5	1	
		33.0	1	
		26.0	1	
		23.0	2	
		22.0	1	
		21.5	1	
		20.5	1	
		20.0	1	
	61.0	39.0	1	
		27.0	1	
		24.0	1	
		23.7	1	
		23.0	1	
		22.0	1	
		21.0	1	
20.0		2		
60.0	38.0	1		
	36.0	1		
	35.0	1		
	33.0	2		
	31.0	1		

Potential Retirees in Next Five Years

PerEmpType	Age	Years in Dist	Count Employees
C	60.0	29.0	1
		27.0	1
		25.0	2
		24.0	2
		23.5	1
		22.0	1
		21.0	1
		20.0	1
	59.0	37.0	1
		31.0	1
		27.0	1
		24.0	2
		22.5	1
		22.0	1
		21.0	1
		20.5	1
	58.0	37.0	1
		34.0	1
		32.0	1
		30.0	1
		29.5	1
		24.0	1
		22.0	2
		21.5	1
		21.4	1
		20.0	1
	57.0	33.0	1
		32.0	1
		31.0	1
		30.5	1
		30.0	1
		27.0	2
		26.0	3
		25.5	2
		25.0	1
		24.0	1
		23.5	1
		23.0	1
		22.8	1
		22.0	2
	21.0	2	
	20.5	1	

Potential Retirees in Next Five Years

PerEmpType	Age	Years in Dist	Count Employees
C	57.0	20.0	1
	56.0	35.0	1
		32.0	2
		29.0	1
		28.0	1
		27.5	1
		27.0	1
		26.5	1
		26.0	2
		25.2	1
		25.0	1
		24.5	1
		24.0	2
		23.2	1
		23.0	1
		22.0	2
		21.0	2
		20.0	3
		55.0	34.0
	33.0		1
	32.1		1
	32.0		1
	30.0		1
	29.0		1
	28.0		3
	27.5		1
	27.0		1
	26.6		1
	26.0		2
	25.0		1
	24.0		2
	23.0		2
	22.0	3	
	21.0	1	
	20.6	1	
	20.5	1	
	54.0	33.0	6
		31.0	3
		30.0	5
		29.0	3
		28.0	3
		27.6	1

Potential Retirees in Next Five Years

PerEmpType	Age	Years in Dist	Count Employees
C	54.0	27.5	1
		27.0	3
		26.0	2
		25.0	1
		24.0	3
		23.5	1
		23.0	2
		22.0	2
		21.5	1
		21.0	3
		20.0	2
	53.0	32.0	5
		30.5	1
		30.0	1
		29.0	1
		28.5	1
		28.0	2
		27.5	1
		25.6	1
		24.0	1
		23.0	1
		22.0	2
E	64.0	34.0	1
	55.0	21.0	1

Date: 10/4/06

Certificated Staff Highest Degree by School

Employee Loc. Building Name	RN	BSN	BA	MA	EDS	DR	Total
ABBOTT ELEM			13	15	2		30
ACKERMAN ELEM	1		22	19			42
ALDRICH ELEM	1		8	19	1		29
ANDERSEN MIDDLE SCH		1	29	37	1		68
BEADLE MIDDLE SCH	1		23	41			65
BLACK ELK ELEM			13	22			35
BRYAN ELEM	1		15	14		1	31
CATHER ELEM			15	12		1	28
CENTRAL MIDDLE SCH		1	24	43			68
CODY ELEM			14	19		1	34
COTTONWOOD ELEM			11	20			31
CSMI-TECH/PSYC/MEP				15	10	2	27
DISNEY ELEM			12	17	1		30
DON STROH ADMIN CTR				6	5	9	20
ECHO HILLS				2			2
EZRA MILLARD ELEM			11	19		1	31
HARVEY OAKS ELEM			9	16	1		26
HITCHCOCK ELEM			13	10			23
HOLLING HEIGHTS ELEM			18	18			36
KIEWIT MIDDLE SCH	1		24	47	2		74
MIDSCH ALT PRG CMS-A				4			4
MILLARD LRN CNTR			3	5			8
MONTCLAIR ELEM			20	26			46
MORTON ELEM			15	14	1		30
NEIHARDT ELEM			17	25		1	43
NORRIS ELEM			18	11	1		30
NORTH HIGH	1		61	104	1	2	169
NORTH MIDDLE SCH		2	22	41		1	66
REEDER ELEM			24	21	1		46
ROCKWELL ELEM			13	19	1		33
ROHWER ELEM			14	19			33
RUSSELL MIDDLE SCH	1		26	39		1	67
SANDOZ ELEM			14	27			41
SOUTH HIGH	1		64	84	1	2	152
SPED CMS-ANNEX				1			1
SUPPORT SERVICES CTR				1			1
WEST HIGH			46	91		3	140
WHEELER ELEM			22	20			42
WILLOWDALE ELEM	1		13	20		1	35
YNG ADULT PRG CMS-A	1			6			7
	10	4	666	989	29	26	1724

Date: 10/4/06

Certificated Staff Highest Degree Earned by College/University

School	College/University	RN	BSN	BA	MA	EDS	DR	Total
0	OTHER COLL/UNIV		1	23	12			36
AR02	ARKANSAS OTHER			1	2			3
AR05	UNIV OF ARKANSAS				1			1
AZ01	ARIZONA STATE			1	1			2
AZ02	NORTHERN ARIZONA				3			3
AZ03	UNIV OF ARIZONA				4			4
AZ04	UNIV OF PHOENIX			1	3			4
CA00	CALIF OTHER			1	2			3
CA01	CALIF SCHOOL ARTS			1				1
CA04	CALIF STATE COLL			1				1
CA06	IMMACULATE HEART				1			1
CA09	SAN FRANCISCO ST				1			1
CO02	COLORADO OTHER				1			1
CO03	COLORADO ST COLL				1			1
CO04	COLORADO ST UNIV			1	2			3
CO05	LORETTA HGTS COLL			2				2
CO07	UNIV OF COLORADO				1			1
CO08	UNIV OF DENVER				1			1
CO09	UNIV NO COLORADO				4	1	1	6
CT01	CONNECTICUT OTHER				1			1
FL02	FLORIDA ST UNIV				1			1
FL04	UNIV OF MIAMA				1			1
FL05	UNIV OF S FLORIDA			1	1			2
GA05	GEORGIA OTHER			1	1			2
IA01	BRIAR CLIFF COLL			4				4
IA02	BUENA VISTA COLL			5				5
IA03	CENTRAL COLL			1				1
IA07	DRAKE COLLEGE				4			4
IA08	GRACELAND COLL			1				1
IA11	IOWA STATE UNIV			13	3			16
IA13	LORAS COLLEGE				1			1
IA14	LUTHER COLLEGE			1				1
IA15	MARYCREST COLLEGE			1				1
IA16	MORNINGSIDE COLL			1				1
IA21	UNIV OF NO IOWA			9	1			10
IA23	UNIV OF IOWA			3	3			6
IA26	WESTMAR COLL			2				2

Date: 10/4/06

Certificated Staff Highest Degree Earned by College/University

School	College/University	RN	BSN	BA	MA	EDS	DR	Total
IL04	GREENVILLE COLL				1			1
IL05	ILLINOIS OTHER				1			1
IL09	NORTHERN ILLINOIS				2			2
IL14	UNIV OF ILLINOIS			1	2			3
IL15	WESTERN ILLINOIS			1	1			2
IL16	ST XAVIER COLLEGE			1				1
IL18	NORTHWESTERN UNIV				1			1
IL19	BELLEVILLE COLL	1						1
IN01	BALL STATE UNIV			1				1
IN03	INDIANA STATE UNI			1				1
IN04	INDIANA UNIV			2	1			3
IN05	NOTRE DAME				1			1
IN06	PURDUE UNIVERSITY			1	1			2
IN07	ST MARY'S			1				1
KS01	BETHENY COLL			1				1
KS03	FT HAYS STATE				3			3
KS04	KANSAS OTHER			1	1			2
KS05	KANSAS ST EMPORIA				1			1
KS06	KANSAS ST MANHATT				4			4
KS14	UNIV OF KANSAS			2	3			5
KS15	WASHBURN UNIV			1				1
KS16	WICHITA STATE			2	1			3
KY00	KENTUCKY OTHER			1	1			2
KY02	UNIV OF KENTUCKY					1		1
MA02	BOSTON UNIV				1			1
MA06	LESLEY COLLEGE				4			4
MA16	UNIV OF MASS			1				1
MA17	FRAMINGHAM STATE				1			1
MI00	MICHIGAN OTHER				1			1
MI01	CENTRAL MICHIGAN			1				1
MI02	EASTERN MICHIGAN				1			1
MI04	MICHIGAN STATE			1				1
MI05	UNIV OF MICHIGAN				1			1
MI06	WESTERN MICHIGAN				1			1
MN01	CONCORDIA COLL MN			2				2
MN04	MANKATO ST COLL				1			1
MN05	MINNESOTA OTHER			2				2

Date: 10/4/06

Certificated Staff Highest Degree Earned by College/University

School	College/University	RN	BSN	BA	MA	EDS	DR	Total
MN07	ST CLOUD STATE			1				1
MN08	UNIV OF MINN				2			2
MN09	BEMIDJI STATE			1				1
MN11	NORMANDALE COMMUN	1						1
MN12	COLL ST.CATHERINE				1			1
MO01	CENTL MISSOURI ST			1	2			3
MO06	MARYVILLE COLL			1				1
MO07	MISSOURI OTHER			2	3			5
MO08	N E MISSOURI TCHS			1	1			2
MO09	N W MISSOURI TCHS			15	9			24
MO11	S W MISSOURI TCHR				1			1
MO13	STEPHENS COLL			1				1
MO15	UNIV MO COLUMBIA				2	1		3
MO16	UNIV MO KANS CTY				2			2
MO17	ST LOUIS UNIV			2	4			6
NC04	DUKE UNIVERSITY				1			1
ND00	ND OTHER			4	1			5
ND01	UNIV OF ND			1				1
ND03	MARY COLLEGE		1					1
ND04	ST JOSEPH SCH NUR	1						1
NE01	BELLEVUE COLLEGE			2	1			3
NE02	CHADRON ST			2	1			3
NE03	COLL OF ST MARY			16	4			20
NE04	CONCORDIA			4	1			5
NE05	CREIGHTON UNIV		1	15	17			33
NE06	DANA			8				8
NE07	DOANE			11	68			79
NE09	HASTINGS			11	6			17
NE11	UNIV NE KEARNEY			46	37	2		85
NE12	MIDLAND LUTH			9	1			10
NE13	NEBRASKA OTHER			1	2			3
NE14	NE WESLEYAN			11	2			13
NE15	PERU STATE			16	55			71
NE16	UNIV NE LINCOLN			137	146	4	17	304
NE17	UNIV NE OMAHA			174	464	16	5	659
NE18	WAYNE STATE			37	20	2		59
NE19	UNIV NE MED CTR	1						1

Date: 10/4/06

Certificated Staff Highest Degree Earned by College/University

School	College/University	RN	BSN	BA	MA	EDS	DR	Total
NE20	METHODIST HOSP	3						3
NE21	LINCOLN GEN HOSP	1						1
NE22	CLARKSON COLLEGE	2	1	1				4
NM05	UNIV OF NM				2			2
NM07	WESTERN NEW MEXIC				1			1
NV01	UNIV OF NEVADA				2			2
NY00	NEW YORK OTHER			1				1
NY11	NEW YORK UNIV				1			1
NY12	OSWEGO UNIVERSITY					1		1
NY15	STATE UNIV OF NY				1			1
NY18	STA UNIV-ONEONTA				1			1
OH02	BOWLING GREEN				1			1
OH03	CAPITOL UNIV			1				1
OH08	KENT STATE COLL				2			2
OH09	MIAMI UNIVERSITY			1	1			2
OH14	OHIO STATE				2			2
OH15	OHIO UNIV				1			1
OH18	UNIV CINCINNATI				1			1
OK01	CENTRAL ST COLL				1			1
OK10	UNIV OKLAHOMA			1	3			4
OK11	UNIV OF TULSA			1				1
OR01	E OREGON COLLEGE				1			1
OR06	UNIV OF OREGON				1		1	2
PA09	PENN STATE			1	1			2
PA11	SETON HALL COLL			1				1
PA18	WAYNESBURG COLL			1				1
SD01	AUGUSTANA COLLEGE			3				3
SD02	BLACK HILLS COLL			1				1
SD07	NO ST TECH COL			1				1
SD10	SO DAKOTA ST UNIV			2				2
SD12	UNIV SD SPRNGFLD			1				1
SD13	UNIV SD VERMILLON			10	6	1		17
TN10	UNIV OF TENNESSEE				1			1
TX08	AUSTIN STATE COL				1			1
TX10	TEXAS CHRISTIAN U			1	1			2
TX11	TEXAS OTHER				3			3
TX15	UNIV OF TEXAS				1			1

Date: 10/4/06

Certificated Staff Highest Degree Earned by College/University

School	College/University	RN	BSN	BA	MA	EDS	DR	Total
TX17	TEXAS A&M-COMMERC						2	2
TX18	TEXAS TECH				1			1
UT01	BRIGHAM YOUNG UN			2				2
UT03	UNIV OF UTAH			1	3			4
UT05	UTAH STATE			1	1			2
WV01	WEST VIRGINA UN			1				1
WY01	UNIV OF WYOMING			3	1			4
Z002	UNIV OF MANITOBA			1				1
		10	4	666	989	29	26	1724

Staff Turnover

Staff Terminations September 1, 2005 through August 31, 2006

Reason	Admin	Tchr	Nurse	PTS	PTH	Para	Cust	Fd Srv
Continuing Education		1				8		
Contract Expired		1				6		
Deceased		1						
Employment Outside Education		6			3	32		3
Personal / Family Reasons		19		1		16		2
Personal Health		2				3	1	1
Job Dissatisfaction		1				3		
Long-term Disability		2					2	
Miscellaneous Resignation		4			2	6		6
Other Education Job	2	11				5	3	
Performance		6				1	2	
Relocation		24			3	10		
Resigned		20			4	4	2	
Retired		5			5	5	8	5
Sabbatical Leave		0					0	
Unpaid Leave of Absence		18			2	3	2	3
Reduction in Force		0				1		
Voluntary Early Separation	2	35		1			0	
Total	4	156	0	2	19	103	20	20

<i>Total as a % of 05-06 Staff</i>	4.7%	9.9%	0.0%	4.7%	12.0%	34.2%	11.1%	15.7%
------------------------------------	------	------	------	------	-------	-------	-------	-------

History

2004-05	5.1%	10.4%	0.0%	5.0%	11.3%	27.1%	11.6%	12.5%
2003-04	8.9%	7.8%	7.1%	0.0%	14.3%	16.1%	10.4%	16.3%
2002-03	4.9%	8.0%	0.0%	5.0%	10.2%	17.9%	7.1%	12.0%
2001-02	8.6%	7.6%	21.4%	7.3%	17.6%	17.7%	9.2%	6.4%
2000-01	5.0%	6.8%	7.7%	2.6%	6.3%	9.1%	3.6%	8.8%

Teacher Retention for the Last 5 Years

Year	01-02		02-03		03-04		04-05		05-06					
	Rookies	All Hires	Rookies	All Hires	Rookies	All Hires	Rookies	All Hires	Rookies	All Hires				
# of New Hires	86	168	40	116	32	88	67	134	78	177				
# leaving end of 01-02	8	21												
# leaving end of 02-03	7	11									4	14		
# leaving end of 03-04	10	16									8	16	4	14
# leaving end of 04-05	7	13									4	19	3	7
# leaving end of 05-06	3	6	3	6	1	5	7	12	11	19				
First Year Retention Percent	91%	88%	90%	88%	88%	84%	88%	91%	86%	89%				
# Still on Contract Current	51	101	21	61	24	62	52	110	67	158				
Total Resignations Current	35	67	19	55	8	26	15	24	11	19				
Percent Retained Current	59%	60%	53%	53%	75%	70%	78%	82%	86%	89%				

One Year Retention Glance (Hired and Resigned in 2005-06)

<u>Description</u>	<u>Number</u>	<u>Percent</u>
Transfer of Spouse	7	4.4%
Family	7	4.4%
Job Outside of Education	1	0.6%
Job Dissatisfaction	1	0.6%
*Other Job in Education	3	1.7%
Total Leaving	19	10.7%

*Two of these teachers were able to secure continuing contracts in other Districts v. Short-term contracts in Millard

*One teacher lived in Lincoln and decided not to commute anymore.

Date: 9/15/06

Applicant Count for 2005-06

Status Definition	Count Hire Status
Applicants Hired to Sub	58
Hired	151
Paper Applicants Not Hired	679
Web Applicants Not Hired	506

Date: 9/20/06

Positions applied for 2006-07

Class Cd	Title	ACTN	APNA	APPL	APST	WEA
C001	ADMIN INTERN			7		
C002	MDL SCH ADMIN INTERN			2		
C011	MONTESSORI PRESCHOOL TCHR	1		7		5
C051	PRESCHOOL TEACHER	10		49	2	23
C091	KINDERGARTEN TEACHER	18		96	8	55
C111	GRADE 1 TEACHER	36	1	173	13	95
C121	GRADE 2 TEACHER	40	1	194	17	119
C131	GRADE 3 TEACHER	44		209	19	131
C141	GRADE 4 TEACHER	41	1	196	21	109
C151	GRADE 5 TEACHER	35	1	155	16	91
C162	GRADE 6 TEACHER	19	2	75	8	49
C231	GRADE 1-3 TEACHER	1	1	23	4	
C241	GRADE 2-3 TEACHER		1	23	1	
C251	GRADE 3-4 TEACHER			1		
C281	GRADE 4-5 TEACHER	1	1	33	4	
C301	CORE TEACHER	1	1	9	2	4
C302	CORE TEACHER	1		1		1
C311	MONTESSORI TEACHER	1	1	14		6
C312	MONTESSORI TEACHER			4		
C321	ART TEACHER			13	2	1
C322	ART TEACHER		1	14	2	1
C323	ART TEACHER			14	2	
C333	BUSINESS TEACHER			20	1	6
C352	LANGUAGE ARTS TEACHER	18	15	46	4	20
C353	LANGUAGE ARTS TEACHER	14	10	34	1	21
C362	READING TEACHER	9	5	22	5	6
C363	READING TEACHER	2	4	10		1
C382	WORLD LANGUAGE TEACHER	10	5	18	1	1
C383	WORLD LANGUAGE TEACHER	11	5	16	1	1
C412	FAMILY CONSUMER SCI TCHR			10		1
C413	FAMILY CONSUMER SCI TCHR			9	1	1
C432	INDUSTRIAL TECH TEACHER		1	7		
C433	INDUSTRIAL TECH TEACHER	2		9		2
C452	COMPUTER TEACHER			14	1	2
C453	COMPUTER TEACHER	1		14		1
C462	MATH TEACHER	9	1	31	5	10
C463	MATH TEACHER	5		29	3	17

Date: 9/20/06

Positions applied for 2006-07

Class Cd	Title	ACTN	APNA	APPL	APST	WEA
C472	SCIENCE TEACHER	7	3	26	5	8
C473	SCIENCE TEACHER	4	2	21	1	9
C492	SOCIAL STUDIES TEACHER	9	8	63	8	25
C493	SOCIAL STUDIES TEACHER	7	3	54	5	32
C513	NEW FRONTIER TEACHER		1	2	1	
C531	VOCAL MUSIC TEACHER	6	1	21	2	15
C532	VOCAL MUSIC TEACHER	3	1	15	1	3
C533	VOCAL MUSIC TEACHER	2	1	13	3	3
C541	INSTR MUSIC TEACHER	2		13	2	8
C542	INSTR MUSIC TEACHER	2		11	2	10
C543	INSTR MUSIC TEACHER	1		8	3	10
C54I	INSTR MUSIC TEACHER					3
C551	ORCHESTRA TEACHER			2	1	
C552	ORCHESTRA TEACHER			1		
C553	ORCHESTRA TEACHER				1	
C572	HEALTH TEACHER	1		35		1
C591	PHYSICAL ED TEACHER	2		53	3	13
C592	PHYSICAL ED TEACHER	5		62	3	8
C593	PHYSICAL ED TEACHER	4		65	3	12
C611	ELEM COUNSELOR			11	1	7
C612	MDL SCH COUNSELOR	3		16	2	6
C613	HIGH SCH COUNSELOR	4		19	2	9
C621	MEDIA SPECIALIST	2		14		3
C622	MEDIA SPECIALIST	2		11		2
C623	MEDIA SPECIALIST	2		7		4
C631	READ TEACHER	2		15		2
C641	EARLY LIT INT (ELI) TCHR	5	1	4		
C652	LEARNING CTR TEACHER			5		
C653	LEARNING CTR TEACHER		1	3		
C661	ESL TEACHER	1	3	11		
C662	ESL TEACHER	4	2	9		
C663	ESL TEACHER	3	2	7		
C66I	ELL TEACHER			2		
C671	CHAPTER 1 TEACHER	1		6		
C682	HIGH ABILITY LRNER TCH	2		6		
C691	RETEACHING TEACHER			3	1	
C692	RETEACHING TEACHER	3		2	1	1

Date: 9/20/06

Positions applied for 2006-07

Class Cd	Title	ACTN	APNA	APPL	APST	WEA
C693	RETEACHING TEACHER	2		2		1
C703	IN-SCHOOL SUSPENSION SUPV	1		3		
C710	MEP TECH FACILITATOR			1		8
C823	SPED ADAPTIVE PE TEACHER			4		
C831	SPED RESOURCE TEACHER	8		33	2	14
C832	SPED RESOURCE TEACHER	4	1	17		3
C833	SPED RESOURCE TEACHER	4	1	7		7
C841	MULTI CAT SPED TCHR ELM	2		5		2
C842	MULTI CAT SPED TCHR MS	1		6		1
C843	MULTI CAT SPED TCHR HS			5		1
C851	SPED MH TEACHER	2		7		1
C852	SPED MH TEACHER	1		6		3
C853	SPED MH TEACHER			6		3
C861	SPED BD TEACHER	2		5		1
C862	SPED BD TEACHER	2		3		1
C863	SPED BD TEACHER	1		1		1
C873	SPED VOC SPEC NEEDS TCHR			4		2
C883	SPED MLC TEACHER			2		2
C900	SPEECH PATHOLOGIST PRESCH	1	1			5
C901	SPEECH PATHOLOGIST	3	1	9		4
C902	SPEECH PATHOLOGIST	1		6		
C903	SPEECH PATHOLOGIST	1		5		
C90I	SPEECH PATHOLOGIST	4		4		
C913	SPED VISION IMPAIRED TCHR	1		2		
C931	SPED INFANT TEACHER					1
C941	SPED PRESCHOOL TEACHER	4	1	8		7
C953	SPED HOMEBOUND TEACHER	3		4		2
C961	EARLY CHLDHD LITERACY TCH			6		
C963	YOUNG ADULT TEACHER			2	1	
C971	SCHOOL PSYCHOLOGIST	2		2		
C972	SCHOOL PSYCHOLOGIST	2		3		
C973	SCHOOL PSYCHOLOGIST	1		3		
C97I	SCHOOL PSYCHOLOGIST	1		1		6
E20I	SCHOOL NURSE			24		

Recruiting Report 2005-06

Our Human Resources staff and building administrators held and attended numerous recruiting events throughout the year. Several of our hiring needs were met by candidates we had initial contact with at these events.

August, 2005	UNO Student Teacher Symposium
October, 2005	Wayne State College
October, 2005	Student Teacher Interview Fair at DSAC
October, 2005	Nebraska Wesleyan Interview Fair
October, 2005	UNL Fall Recruitment Day
December, 2005	Wayne State College
January, 2006	UNO Student Teacher Symposium
March, 2006	Student Teacher Interview Fair at DSAC
March, 2006	Dana College
March, 2006	Nebraska Wesleyan Interview
March, 2006	Doane College
March, 2006	UNO Career Fair
March, 2006	UNL Recruitment Fair
March, 2006	UNK Recruitment Fair
March, 2006	Hastings College
March, 2006	Wayne State College
April, 2006	South Dakota Recruitment Fair

Student Teacher Placements 2005-06

MIDDLE SCHOOL

<u>Teaching Area</u>	<u>AMS</u>	<u>CMS</u>	<u>KMS</u>	<u>NMS</u>	<u>RMS</u>	<u>BMS</u>	<u>TOTAL</u>
Grade 6			1			1	2
Art						1	1
Business							0
Counseling							0
English	2		2		1	1	6
Foreign Language						1	1
Health							0
Family Con Science			1				1
Industrial Arts						1	1
Math	1		1	1			3
Media							0
Music							0
Nurse							0
Physical Education			2			1	3
Science			2		1		3
Social Studies		2	1		1		4
SPED							0
TOTAL	3	2	10	1	3	6	25

HIGH SCHOOL

<u>Teaching Area</u>	<u>SOUTH</u>	<u>NORTH</u>	<u>WEST</u>	<u>TOTAL</u>
Art				0
Business			1	1
Counseling				0
English	2	3	5	10
ESL				0
Foreign Language		2	2	4
Health				0
Family Con Science		1		1
Industrial Arts		1		1
Math		2	1	3
Media				0
Music	1	2		3
Nurse				0
Physical Education	2		2	4
Science	2		1	3
Social Studies	3	1	1	5
SPED	1	1		2
TOTAL	11	13	13	37

Student Teacher Placements 2005-06 (continued)

<u>ELEMENTARY</u>	<u>Pre-K</u>	<u>K</u>	<u>1-3</u>	<u>4.5</u>	<u>Spec.</u>	<u>Total</u>
Abbott		1	2	3		6
Aldrich			2	1		3
Ackerman			3	2		5
Black Elk			1	1	1	3
Bryan			1			1
Cather			2			2
Cody	1		1	1	3	6
Cottonwood		2		2	1	5
Disney						0
Harvey Oaks			1	1		2
Hitchcock			1			1
Holling Heights			2		1	3
Ezra Millard			2	1		3
Montclair			2	1	1	4
Morton			2		1	3
Neihardt		1	2	1		4
Norris			2			2
Rockwell			1	1		2
Rohwer			1		1	2
Sandoz		1	1		1	3
Wheeler					1	1
Willowdale		1	1		2	4
TOTAL	1	6	30	15	13	65

<u>TEACHING AREA</u>	<u>UNO</u>	<u>UNL</u>	<u>UNK</u>	<u>WAYNE</u>	<u>OTHER</u>	<u>TOTAL</u>
Elementary	38	3	0	8	12	61
Secondary	26	6	0	3	21	56
SPED/Counseling	7	1	0	0	0	8
TOTAL	71	10	0	11	33	125

Days Absent by Reason by Employee Group 2005-06

Reason	Admin	Teachers	Nurses	ProfTechS	ProfTechH	EdPara	CustMaint	Food Serv
Personal Illness	129.0	3,995.6	16.0	135.5	554.3	1,117.5	1,120.0	466.9
Family Illness	76.5	2,307.3	20.5	71.5	328.3	573.9	219.4	239.1
Business/Emergency	41.5	1,213.4	11.5	25.0	125.8	257.8	136.0	71.8
Personal	-	485.1	4.0	-	-	-	-	-
Bereavement	12.5	324.0	2.5	29.0	40.9	74.8	48.6	43.4
Family Medical Lv	96.0	3,353.9	-	103.5	-	-	-	-
Total Days	356	11,679	55	365	1,049	2,024	1,524	821
Mean Avg Days/Employee	4.18	7.64	4.01	8.42	6.80	6.82	8.35	6.47
% of Scheduled Work	1.9%	4.0%	2.1%	3.8%	3.1%	3.7%	3.7%	3.6%
2004-05	2.0%	4.3%	3.4%	4.6%	3.4%	4.5%	4.0%	4.4%
2003-04	1.8%	4.3%	2.7%	3.7%	3.5%	3.8%	3.9%	4.0%
2002-03	1.3%	4.1%	3.8%	3.6%	5.1%	3.6%	4.1%	4.6%
2001-02	1.4%	3.7%	2.2%	3.5%	3.2%	3.7%	4.0%	4.4%
2000-01	1.7%	3.9%	3.9%	2.8%	3.3%	3.2%	4.1%	3.7%
1999-00	1.6%	3.9%	na	2.5%	2.4%	3.7%	3.5%	3.6%
1998-99	1.8%	3.7%	na	2.5%	2.3%	3.7%	3.0%	3.8%
1997-98	1.2%	3.6%	na	na	2.4%	3.8%	4.4%	4.0%

Scheduled Absences

Vacation	268.5	-	-	196.0	824.1	-	2,191.4	-
Military	-	31.0	-	-	-	-	-	-
Union	-	4.0	-	-	-	-	-	-
Jury/Election	2.5	73.5	-	4.5	7.6	6.6	8.0	6.1
Professional	376.0	5,034.2	16.0	130.5	-	-	-	-
Retirement Seminar	1.0	48.5	-	2.0	-	-	-	1.0
Misc/Administrative	-	222.0	2.0	3.0	-	-	-	-
Total Scheduled Days	648.0	5,413.2	18.0	336.0	831.8	6.6	2,199.4	7.1

Teacher Professional Leave Days

		Avg
2005-06	5,034	3.3
2004-05	5,012	3.4
2003-04	5,036	3.4
2002-03	5,137	3.5
2001-02	5,223	3.6
2000-01	4,378	3.1
1999-00	4,734	3.5
1998-99	4,356	3.3
1997-98	3,815	3.0
1996-97	4,146	3.3

PERSONNEL REPORT

Personnel Distribution History

School Year	F.T.E.						Total Staff	Total K-12 Students	Ratios			
	Adm	Tch	Nur	PT/EP	FS	CM			Stu/ Staff	Stu/ Tea	Staff/ Adm	Tch/ Adm
76-77	39	479	5	111	43	69	746	9,267	12.4	19.3	18.1	12.3
77-78	42	513	5	126	43	69	797	10,200	12.8	19.9	18.0	12.2
78-79	45	585	5	154	56	80	924	11,067	12.0	18.9	19.5	13.0
79-80	49	641	6	167	56	96	1,014	11,748	11.6	18.3	19.9	13.2
80-81	49	666	6	178	63	95	1,057	12,077	11.4	18.1	20.6	13.6
81-82	54	696	6	191	69	107	1,122	12,500	11.1	18.0	20.0	13.0
82-83	54	707	6	178	74	107	1,125	12,821	11.4	18.1	20.0	13.2
83-84	55	746	6	175	71	108	1,161	13,385	11.5	17.9	20.1	13.6
84-85	56	789	6	218	70	108	1,248	13,877	11.1	17.6	21.3	14.1
85-86	60	835	6	218	77	108	1,305	14,292	11.0	17.1	20.7	13.9
86-87	61	870	7	236	76	111	1,361	14,879	10.9	17.1	21.4	14.3
87-88	60	886	7	243	77	110	1,384	15,289	11.0	17.3	22.1	14.8
88-89	64	947	8	248	78	110	1,455	15,722	10.8	16.6	21.7	14.8
89-90	70	980	8	261	81	118	1,518	16,248	10.7	16.6	20.7	14.0
90-91	71	1012	8	276	81	119	1,567	16,728	10.7	16.5	21.1	14.3
91-92	74	1068	9	319	83	123	1,676	17,198	10.3	16.1	21.6	14.4
92-93	77	1115	9	333	83	126	1,742	17,411	10.0	15.6	21.8	14.6
93-94	82	1133	9	351	84	131	1,789	17,594	9.8	15.5	20.9	13.9
94-95	82	1191	10	377	94	139	1,894	17,637	9.3	14.8	22.2	14.6
95-96	82	1229	11	423	110	139	1,994	17,988	9.0	14.6	23.5	15.1
96-97	82	1254	12	441	115	135	2,038	18,380	9.0	14.7	23.9	15.3
97-98	77	1283	12	448	115	128	2,062	18,678	9.1	14.6	25.8	16.7
98-99	79	1317	12	502	117	149	2,176	18,736	8.6	14.2	26.5	16.7
99-00	80	1362	13	511	125	162	2,252	18,698	8.3	13.7	27.2	17.0
00-01	80	1394	13	541	137	162	2,327	18,828	8.1	13.5	28.1	17.4
01-02*	81	1446	13	473	115	166	2,293	18,917	8.2	13.1	27.3	17.9
02-03	81	1455	13	482	115	169	2,315	19,084	8.2	13.1	27.6	18.0
03-04	79	1460	13	485	119	167	2,323	19,497	8.4	13.4	28.4	18.5
04-05	82	1476	13	475	125	173	2,344	19,972	8.5	13.5	27.6	18.0
05-06	85	1529	14	494	127	182	2,432	20,469	8.4	13.4	27.6	18.0
06-07	85	1582	15	507	127	180	2,495	21,120	8.5	13.3	28.4	18.6

Change

	Adm	Tch	Nur	PT/EP	FS	CM	Staff	Students
1976-07	46	1,103	10	396	84	111	1,750	11,853

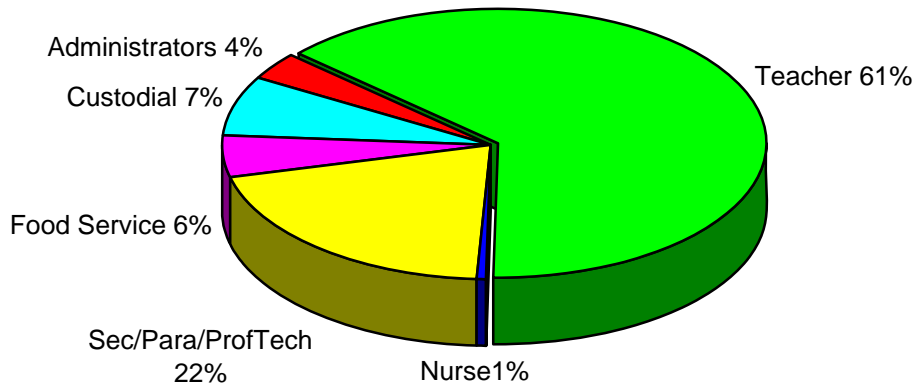
% Change

	Adm	Tch	Nur	PT/EP	FS	CM	Staff	Students
1976-07	118%	230%	192%	358%	195%	161%	235%	128%

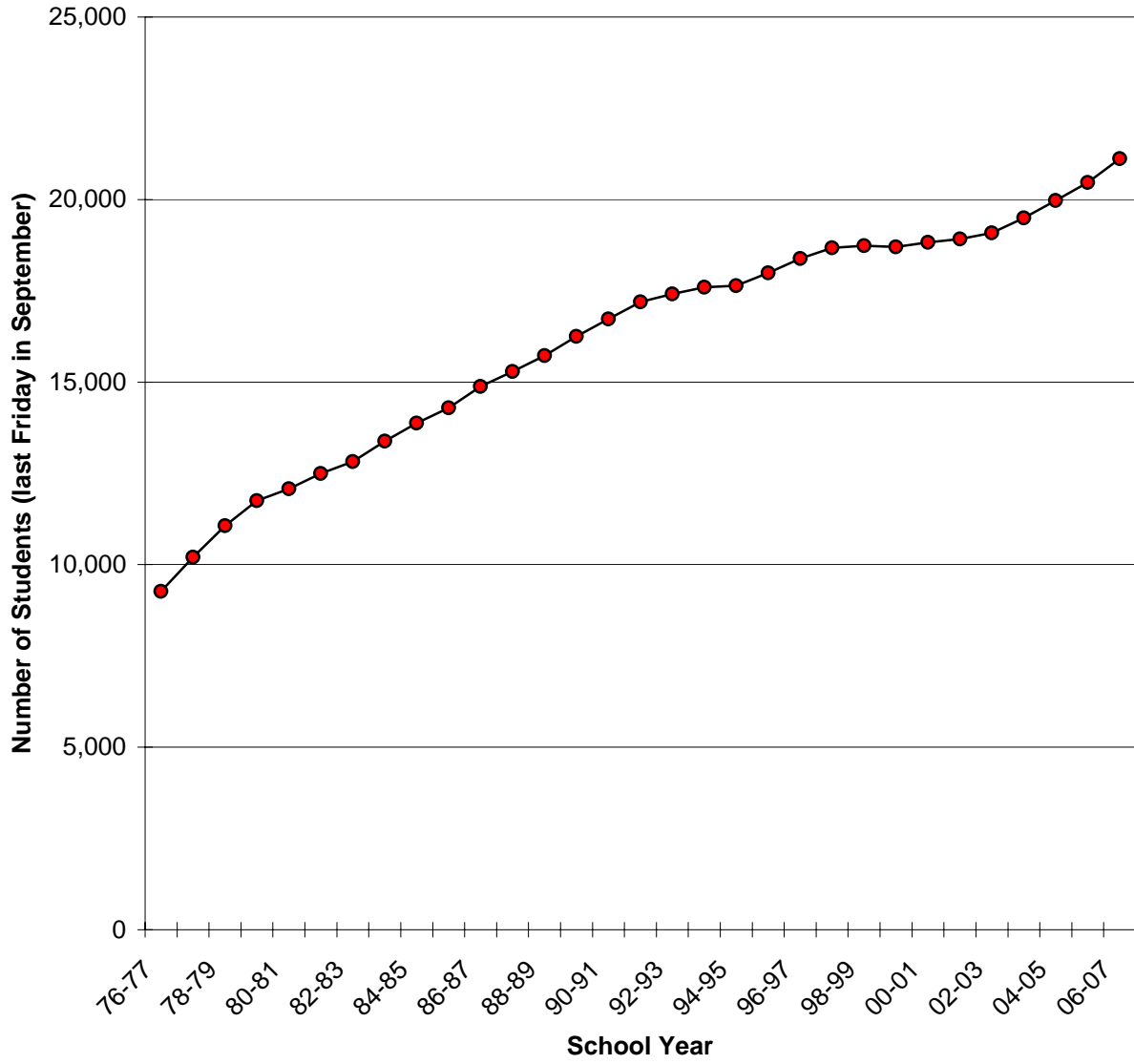
* FTE for paras changed from 5.5 to 8 hours per day = 1 FTE

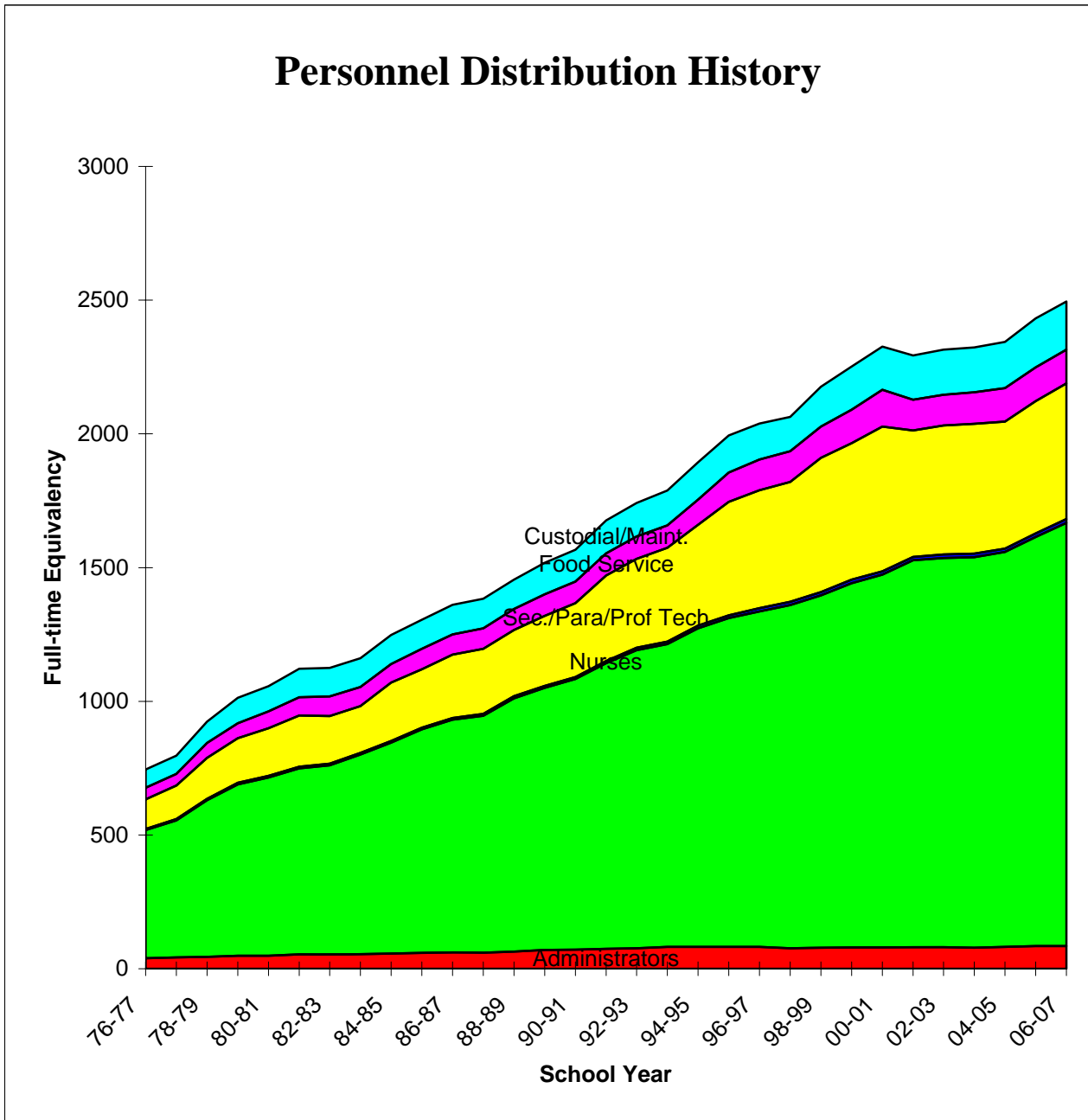
* FTE for food service changed from 6.5 to 8 hours per day = 1 FTE

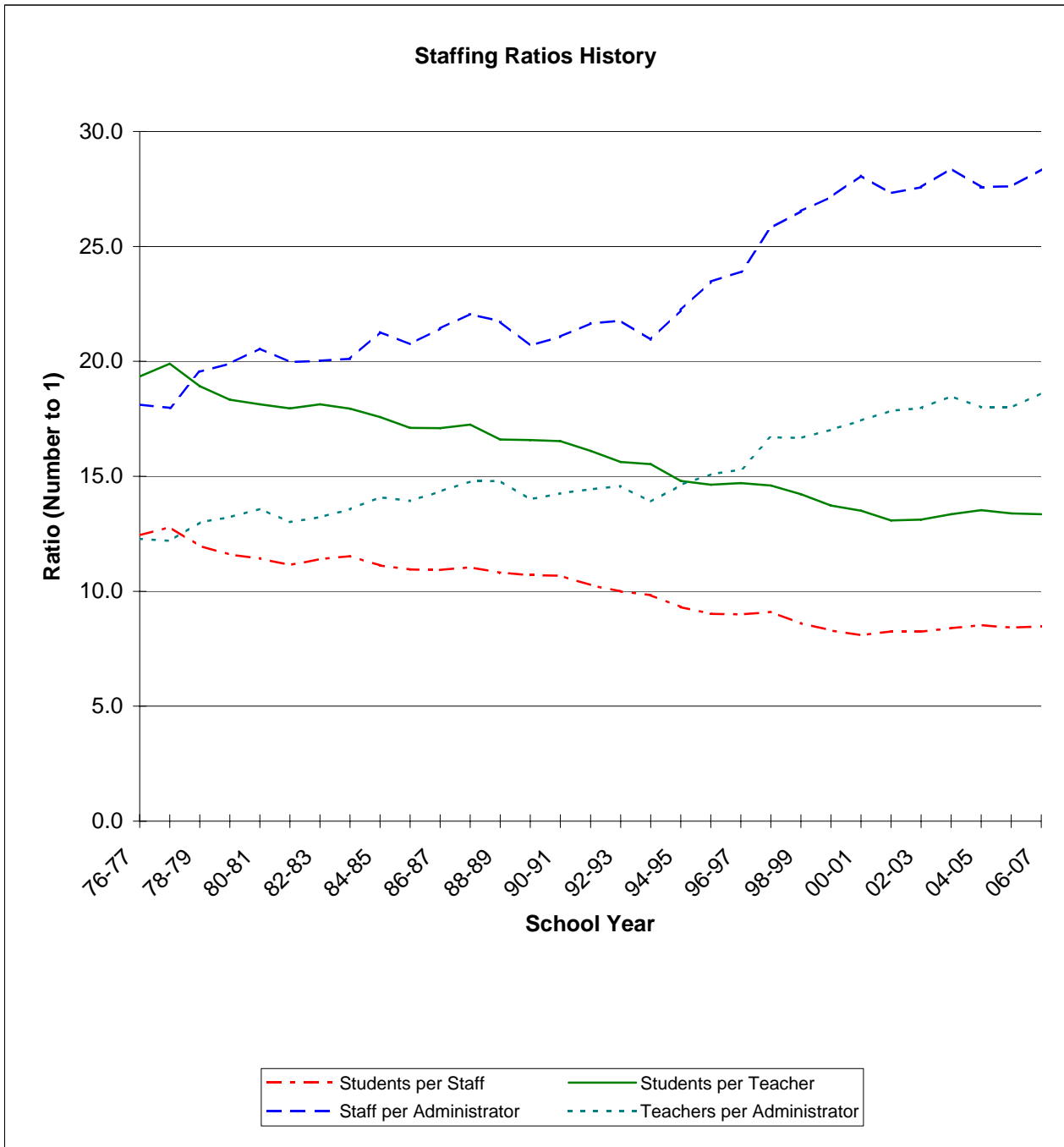
Personnel Distribution



Student Enrollment

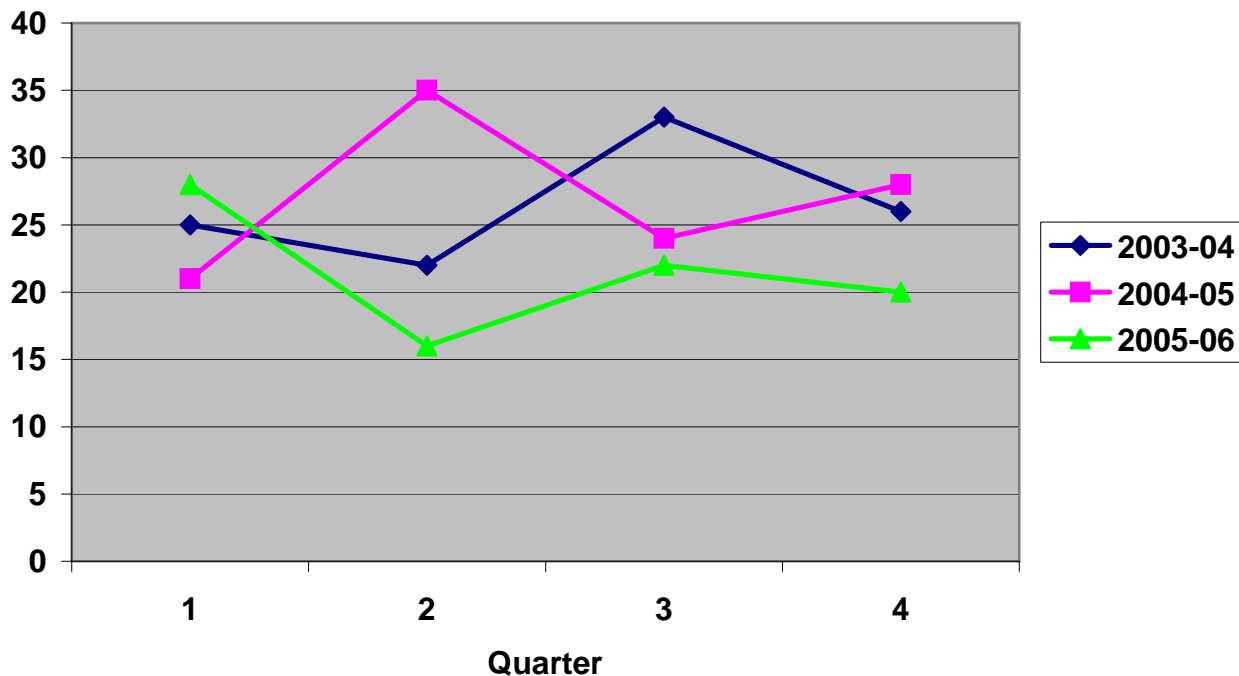




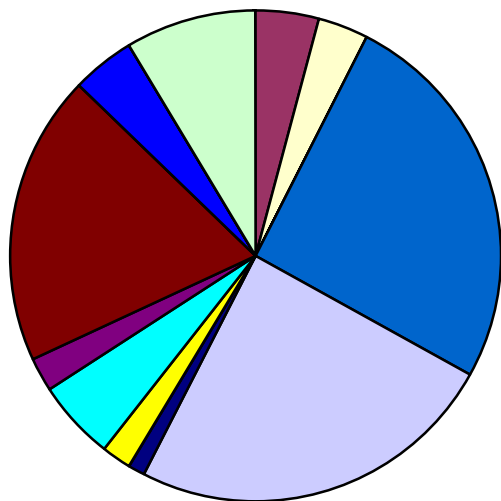


BestCare Employee Assistance Program

Client Utilization



Type of Issue



- Addiction-Other
- Alcohol/Drug Abuse/Addiction
- Anger Management
- Crisis Intervention
- Domestic Violence
- Elder Family
- Emotional/Mental Health
- Family
- Financial
- Gambling
- Grief
- Job/Career
- Legal
- Marital/Couple
- Other
- Personal
- Physical Health
- Sexual Abuse/Trauma
- Stress

AGENDA SUMMARY SHEET**AGENDA ITEM:** Advanced Placement Program Report**MEETING DATE:** October 16, 2006**DEPARTMENT:** Educational Services**TITLE AND BRIEF DESCRIPTION:** Advanced Placement Program Report
Information for the reports was compiled by Susan Marlatt at Millard North, Dr. Vicki Kaspar at Millard South, and Dr. Deb Kolc at Millard West. Their reports comprise the program figures for the 2005-06 school year.**ACTION DESIRED:** INFORMATION ONLY X **BACKGROUND:** During the 2005-06 academic year, schools provided sixteen A.P. courses. These included: U.S. History, Biology, Calculus AB and BC, Chemistry, Computer Science, English (Literature), European History, French, German, Latin, Macro Economics, Music Theory, Physics, Psychology, Spanish, and Statistics. Students also take A.P. tests in areas for which A.P. courses are not currently offered. Examples this past year include: English (Language), Physics C – E & M, and Physics C – Mech, Micro Economics, U.S. Govt. Pol Comp and U.S. Govt Pol and World History. Summarized data from the three attached reports are listed below. The cost of taking a 2006 A.P. exam was \$82.00.

An AP exam plan was implemented in 2005-06, with the objective to increase the number of students taking the AP exam to at least 35% of students taking courses and to help assure that students would make a serious effort to do well on the exam. Information on the results of the efforts this year are included in the report.

	North High			South High			West High			District Totals		
	03-04	04-05	05-06	03-04	04-05	05-06	03-04	04-05	05-06	03-04	04-05	05-06
Course Enrollment	593	746	776	505	608	683	743	706	762	1841	2060	2221
Test Enrollment	225	290	334	89	141	221	108	163	293	422	594	848
No Course/ Test Enrollment	7	32	43	10	0	19	12	1	5	29	31	67
(not included in numbers above)												

RECOMMENDATIONS: The recommendation is to continue to encourage students to take AP courses, especially students who may attend college. Continue to increase the percentage of test enrollment for AP exams. Consider the addition of additional AP courses in the future.**STRATEGIC PLAN REFERENCE:** Strategies 5.4, 5.5, 5.6 - District Action Plans have been put in place to address creating an AP culture, providing systematic training and support for AP teachers, and ensuring AP curriculum for all AP courses is aligned with College Board students for Advanced Placement exams.**RESPONSIBLE PERSON:** Dr. Judy Porter**ASSOCIATE SUPERINTENDENT'S APPROVAL:**_____
(Signature)**SUPERINTENDENT'S APPROVAL:**_____
(Signature)

Advanced Placement Courses

Advanced Placement Courses follow the curriculum recommendations of the College Board. The course and corresponding test provide for a rigorous, fast paced, college level class. Millard offers 17 Advanced Placement courses. Students may also choose to test in other areas identified by the College Board. We do have some students who choose to take exams even though we do not provide a corresponding course specifically preparing students in those curricular areas. Examples this past year include: English (Language), Physics C – Electricity and Magnetism, Physics C – Mechanics, Micro Economics, U.S. Government and Politics Comparative and U.S. Government and Politics and World History.

Advanced Placement Action Plans

There are four Action Plans that addressed Advanced Placement topics.

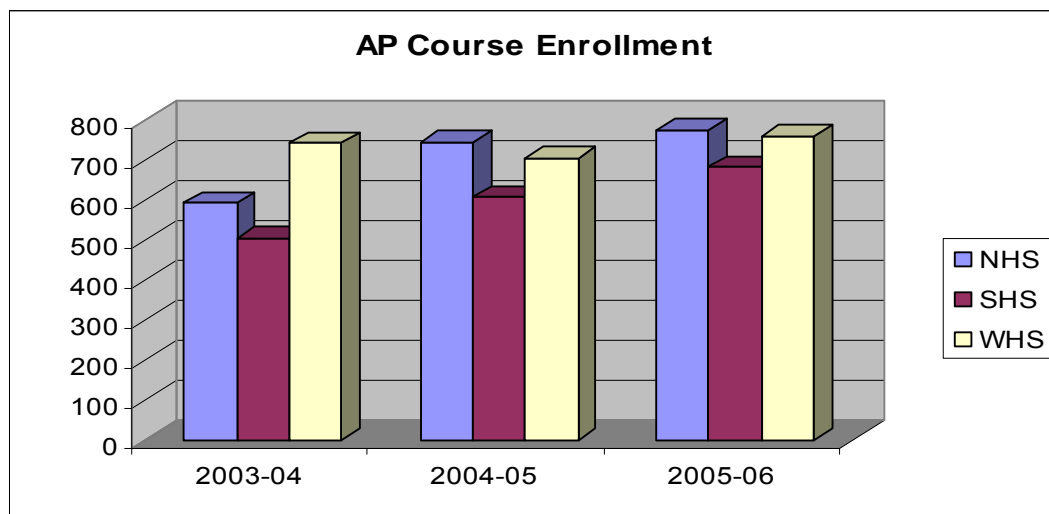
Strategy 5 – We will develop and implement plans to increase student participation in, and performance on, measures of national and international educational excellence.

They are:

- 5.4 Create an Advanced Placement Culture
- 5.5 Develop systematic plan for training and support of Advanced Placement teachers
- 5.6 Ensure AP curriculum alignment across all levels with College Board standards for Advanced Placement exams.
- 5.7 Increase student participation in and performance on Advanced Placement exams.

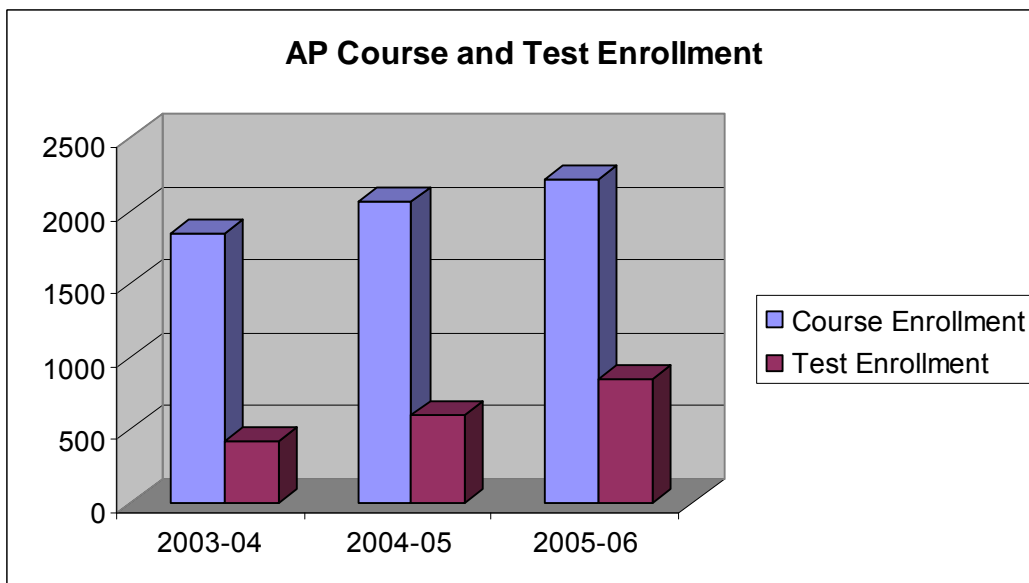
Student Enrollment in Advanced Placement Courses

Overall, there has been an increase in enrollment in Advanced Placement classes by students over the last three years.



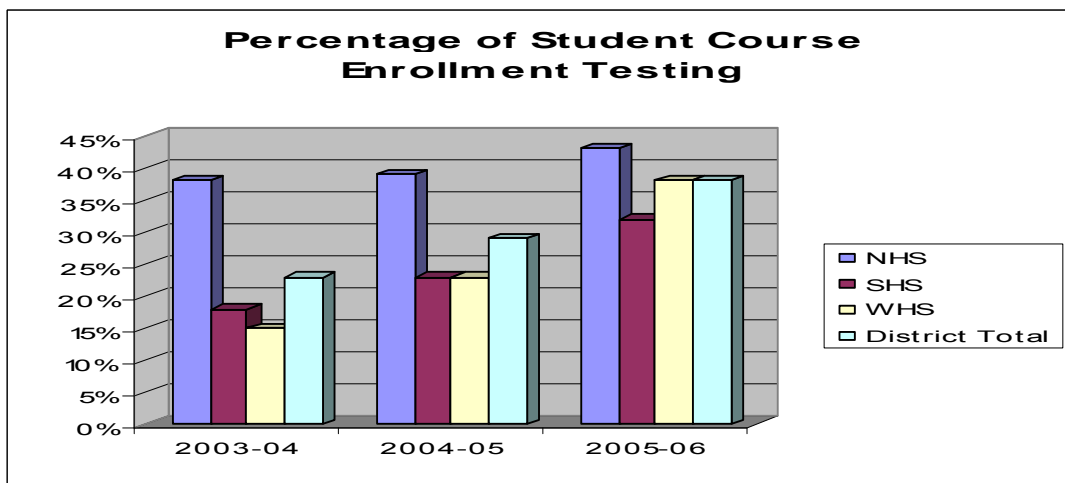
Student Test Enrollment

The focus of testing is to provide students the opportunity to take a national test. Students may compare their testing results with students nationally who are taking the same exam. Test enrollment has increased yearly.



AP Exam Plan

In an AP Exam Plan created this year, there are goals for increases in student testing for the next four years. The percentage of student course enrollment taking the AP exam in 2004-05 was 29%. The target goal for 2005-06 was 35%. The total student course enrollment testing for 2005-06 was 38%. The test enrollment goal for 2006-07 is 45%.



Test Scores

Advanced Placement Examination grades are reported on a five-point scale as follows:

5=Extremely well qualified;

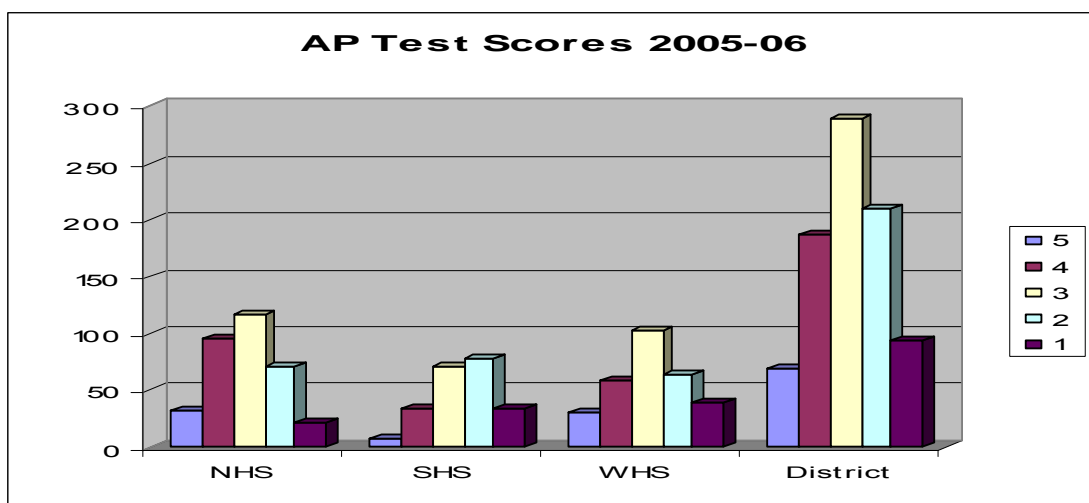
4=Well qualified;

3=Qualified;

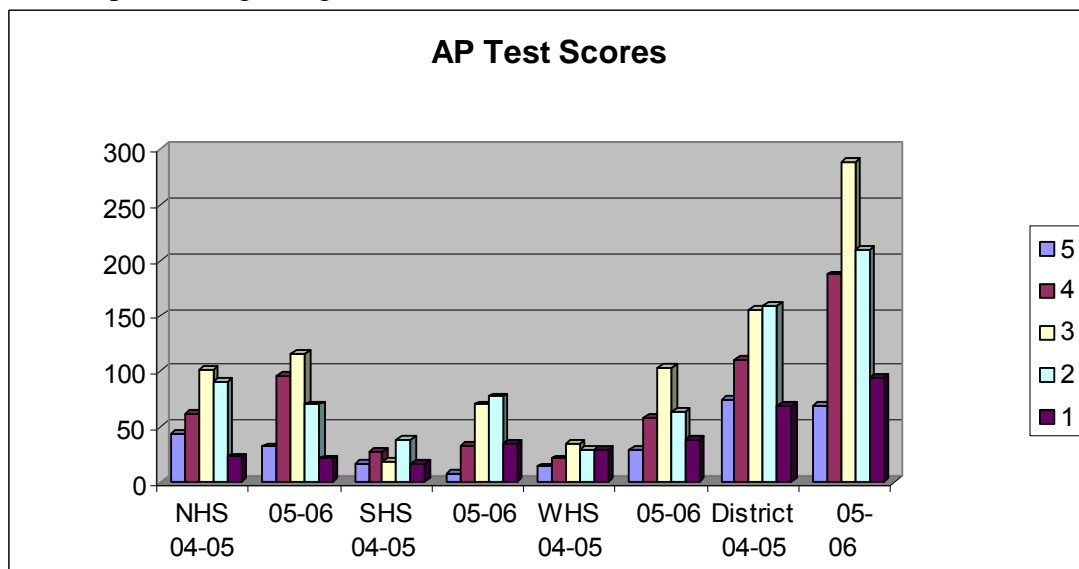
2=Possibly qualified;

1=No recommendation

These grade categories are designed to reflect achievement scores in the AP course that is analogous to performance in a comparable college course. Of the students taking AP exams in Millard in 2005-06, 64% of students testing earned a score of 3, 4, or 5.



Comparison of district scores from last year to this year show that the percentage of students performing at high levels on this measure national has increased.



AP Scholars

The College Board recognizes students as who have distinguished themselves academically by announcing AP award recipients.

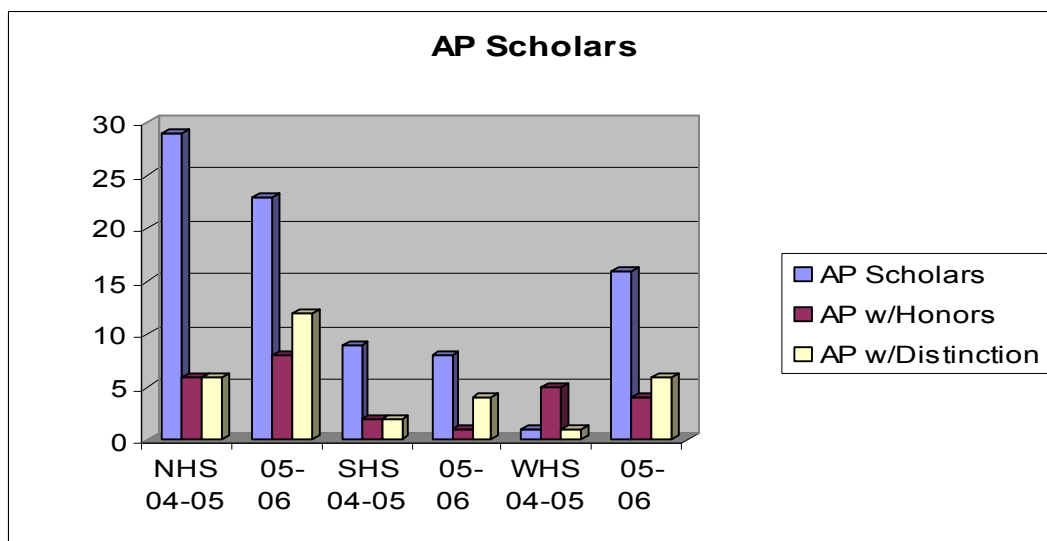
- AP Scholars = Grades of 3 or higher on 3 or more AP exams (full year courses)
- AP Scholars with Honors = Average grade of 3.25 or higher on all AP exams taken; 3 or higher on 4 or more exams (full year courses)
- AP Scholars with Distinction = Average grade of 3.5 on all AP exams taken; grades of 3 or higher on 5 or more exams (full year courses)

The College Board designates 2 State Scholars per state. SHS had one of these scholars.

- AP State Scholar = Grades of 3 or higher on the greatest number of AP Exams **and then** the highest average grade (at least 3.5) on all AP Exams taken.

The College Board designates National AP Scholars. NHS had one national scholar.

- National AP Scholar = Awarded to students who receive an average grade of at least 4 on all AP Exams taken, **and** grades of 4 or higher on five or more of these exams.



Post Graduate Surveys reveal upward trend in both A.P. course enrollment and A.P. exam taking

The five-year post graduate survey conducted in June of 2005 with the graduates of 2000 reveals that 51% of that class took at least one Advanced Placement course and 20% of the class took at least one A.P. exam. Among those who took an exam, 62% reported either receiving college credit or having a college class waived as a result of their A.P.

test score. That translates to 12% of the graduates of 2000 either earned college credit or had courses waived.

The one-year post graduate study conducted in June of 2006 with the graduates of 2005 shows that 64% of that class took at least one A.P. course and 35% of the survey respondents took at least one exam. Among those who reported taking an A.P. exam, 67% stated that they either received college credit or had a college course waived. This translates to 23% of the graduates *overall* having earned college credit or having courses waived.

AGENDA SUMMARY SHEET

AGENDA ITEM: Dual Enrollment Programs

MEETING DATE: October 16, 2006

DEPARTMENT: Educational Services

TITLE AND BRIEF DESCRIPTION: Dual Enrollment Programs

ACTION DESIRED: INFORMATION ONLY

BACKGROUND: On November 20, 1995, the Millard Public Schools approved participation by the three high schools in the Peru State College Early Entry Program, and on August 11, 2003 Millard Public Schools approved a UNO dual enrollment option. These programs allow students enrolled in selected Advanced Placement courses to take the course for high school credit at the same time as they pay tuition and receive transferable credit through Peru State College and/or UNO. Course opportunities at UNO have increased yearly.

RECOMMENDATIONS: N/A

STRATEGIC PLAN REFERENCE: N/A

TIMELINE: N/A

RESPONSIBLE PERSON(S): Dr. Judy Porter, Susan Marlatt, Dr. Vicki Kaspar, and Dr. Deb Kolc

ASSOCIATE SUPERINTENDENT'S APPROVAL:

(Signature)

SUPERINTENDENT'S APPROVAL:

(Signature)

BOARD ACTION:

Peru State College

2005-2006	# students	Cred Hrs	Total Cred
AP Eng - 1	30	3	90
AP Eng - 2	5	3	15
AP Calc - 1	0	5	0
AP Calc - 2	0	5	0
AP US Hist - 1	4	3	12
AP US Hist - 2	1	3	3
AP Econ - 2	0	3	0
AP Psych	1	3	3
Total	41		123

2004-2005	# students	Cred Hrs	Total Cred
AP Eng - 1	9	3	27
AP Eng - 2	18	3	54
AP Calc - 1	3	5	15
AP Calc - 2	0	5	0
AP US Hist - 1	0	3	0
AP US Hist - 2	0	3	0
AP Econ - 2	0	3	0
AP Psych	0	3	0
Total	30		96

2003-2004	# students	Cred Hrs	Total Cred
AP Eng - 1	48	3	144
AP Eng - 2	11	3	33
AP Calc - 1	3	5	15
AP Calc - 2	1	5	5
AP US Hist - 1	28	3	84
AP US Hist - 2	26	3	78
AP Econ - 2	5	3	15
AP Psych	19	6	114
Total	141		488

2002-2003	# students	Cred Hrs	Total Cred
AP Bio - 2	0	4	0
AP Eng - 1	68	3	204
AP Eng - 2	65	3	195
AP Calc - 1	3	5	15
AP Calc - 2	1	5	5
AP US Hist - 1	33	3	99
AP US Hist - 2	27	3	81
AP Econ - 2	5	3	15
AP Psych - 1	69	6	414
Total	271		1028

2001-2002	# students	Cred Hrs	Total Cred
AP Bio - 2	5	4	20
AP Eng - 1	56	3	168
AP Eng - 2	52	3	156
AP Calc - 1	6	5	30
AP Calc - 2	3	5	15
AP US Hist - 1	28	3	84
AP US Hist - 2	32	3	96
AP Econ - 2	3	3	9
AP Psych - 1	69	6	414
Total	254		992

University of Nebraska Omaha

167

2005-2006	# students	Cred Hrs	Total Cred
AP Eng - 1	102	3	306
AP Calc - 1	47	5	235
AP Calc - 2	14	5	70
AP US Hist - 1	68	3	204
AP US Hist - 2	51	3	153
AP Euro Hist - 1	65	3	195
AP Euro Hist - 2	71	3	213
AP Physics - 1	10	4	40
AP Physics - 2	5	4	20
AP Psych	100	3	300
Total	533		1736

2004-2005	# students	Cred Hrs	Total Cred
AP Eng - 1	81	3	243
AP Calc - 1	39	5	195
AP Calc - 2	24	5	120
AP US Hist - 1	63	3	189
AP US Hist - 2	49	3	147
AP Euro Hist - 1	137	3	411
AP Euro Hist - 2	121	3	363
AP Psych	120	3	360
Total	634		2028

2003-2004	# students	Cred Hrs	Total Cred
AP Eng - 1	0		
AP Eng - 2	67	3	201
AP Calc - 1	40	5	200
AP Calc - 2	20	5	100
AP Euro Hist - 1	75	3	225
AP Euro Hist - 2	62	3	186
AP Psych	92	3	276
Total	356		1188

Bold = new courses added

AGENDA SUMMARY SHEET

AGENDA ITEM: Investment Report

MEETING DATE: October 16, 2006

DEPARTMENT: Business

TITLE & BRIEF DESCRIPTION: Investment Report – A report of the current investments and investment practices of the district.

ACTION DESIRED: Approval Discussion Information Only .

BACKGROUND: Attached is the Quarterly Investment Report for the period ending September 30, 2006.

OPTIONS AND ALTERNATIVES: n/a


RECOMMENDATION: n/a

STRATEGIC PLAN REFERENCE: n/a

IMPLICATIONS OF ADOPTION/REJECTION: n/a

TIMELINE: n/a

RESPONSIBLE PERSON: Chris Hughes (Accounting Manager) & Ken Fossen (Assoc. Supt.)

SUPERINTENDENT'S APPROVAL: 

Millard Public Schools
Investment of Funds
September 30, 2006

Nebraska School District Liquid Asset Fund

The Millard Public Schools utilizes the Nebraska School District Liquid Asset Fund (referred to as either NSDLAF or CADRE, the financial services firm which manages the fund) for day-to-day investing. NSDLAF was established in 1988. The fund is offered exclusively to Nebraska school districts, educational service units, and technical community colleges. The fund's objective is to allow school districts to pool their dollars for investment. The fund invests in items permitted by Nebraska law (i.e. repurchase agreements, U.S. Government Agency Obligations, U.S. Treasury Bills and Certificates of Deposit).

MPS maintains two liquid accounts that can be accessed daily. The General Fund, Food Service Fund, Administrative Activity Fund, Special Building Fund, Bond Fund, Depreciation Fund, Construction Fund and Employee Benefit Fund utilize one account. This account is used throughout the month as taxes, state aid, etc. are received and as bills or payroll are paid. The other account is utilized by the various middle schools. As of September 30, 2006, the 7-day current yield for these accounts was 4.91%. MPS also utilizes long term fixed investments (examples: 30, 60, 90 day US Government Securities, Certificates of Deposits, etc). The current rate of return depends on the term, with the district currently earning 4.25% to 5.80%.

Sweep Account for General Checking Account

Each day, any balance remaining in the District's main checking account above the level necessary to avoid service charges is invested in either U.S. Government agency backed repurchase agreements (amounts under \$25,000) or commercial paper notes (amounts over \$25,000). The interest rate for the sweep account is currently 4.45%.

Bond Fund Trust Account at First National Bank of Omaha

Taxes and other revenues received for the repayment of bond principal and interest are invested through the trust department at First National Bank of Omaha. The funds are invested in U.S. Treasury Bills, individual U.S. Government Agency backed securities, or a money market account which invests in U.S. Government backed agency securities, based on the funds available, the time line until the next debt service payment, and the available yields. The trust account balance as of September 30, 2006 was \$12,605,089.47.

AGENDA SUMMARY SHEET

AGENDA ITEM: Quarterly M&O Report

MEETING DATE: October 16, 2006

DEPARTMENT: General Administration

TITLE & BRIEF DESCRIPTION: Quarterly M&O Report – The quarterly report from Sodexho regarding the District’s Maintenance and Operations.

ACTION DESIRED: Approval Discussion Information Only

BACKGROUND: n/a

OPTIONS AND ALTERNATIVES: n/a


RECOMMENDATION: n/a

STRATEGIC PLAN REFERENCE: n/a

IMPLICATIONS OF ADOPTION/REJECTION: n/a

TIMELINE: n/a

RESPONSIBLE PERSON: Bob Snowden, General Manager (Sodexho) and Ken Fossen, Associate Superintendent (General Administration)

SUPERINTENDENT’S APPROVAL: 



Millard Public Schools Executive Summary

Quarterly Review July – September 2006

I. Accomplishments

MAINTENANCE HIGHLIGHTS

Several projects were completed by the Maintenance Department during the quarter. In addition to the numerous routine work orders and preventative maintenance work, the Carpentry, Mechanical and Grounds Departments all assisted with the summer capital improvement and bond projects in various ways.

Below are some highlights of the major work completed during the Quarter.

- The cooling tower at Russell Middle was replaced in July.
- All boilers were opened, cleaned and inspected during the last week in July.
- North High's door access system installation was completed.
- DSAC's door access system installation was completed.
- Cottonwood's main sewer line was replaced due to several breaks in the line.
- Preventative Maintenance Work continued through the summer break.
- Indoor Air Quality issues were investigated at the following sites:
 - Russell Middle – Various locations
 - West High – FCS area, portable and office area
 - Abbott – Various classrooms
 - Central Middle – Band and stage area
 - Wheeler – Three classrooms
 - North High – Various locations
- Lighting was fixed in Bryan's courtyard.
- Several furniture repairs were made by the Carpentry Department.
- Numerous door adjustments and repairs were made by the Carpentry Department at various locations.
- North High's diving board handrails were removed and repainted because of corrosion.
- Several stair treads throughout North High were replaced.
- Replaced carpet in entrance of kindergarten room at Morton.
- Installed dispensers, pencil sharpeners, projection screens, etc. in Reeder's portable.



I. Accomplishments (continued)

- Painting projects were completed at the following locations:
 - Abbott
 - Anderson
 - Buell
 - Central
 - Cottonwood
 - DSAC
 - Ezra
 - Kiewit
 - South
 - West
 - Morton
 - Norris
 - North Middle
 - Rockwell
 - Rohwer
 - SSC
- The Carpentry Department assisted with the move ins after project and bond work was completed at:
 - Ackerman
 - Ezra
 - Neihardt
 - Willowdale
 - South
 - North
- Steve Laire continues to work with OPPD and UNL on the Continuing Commissioning Project at West High.
- Steve Laire met with Control Temperature, Prairie Mechanical and Fremont Industries in regards to improving the Wheeler loop water filter system.
- North High had some exterior corrective and preventative maintenance work done which included chalking, tuckpointing and weatherproofing.
- Completed all interior wall work at Abbott as a result of IAQ issues found in seven classrooms.
- Repaired and replaced three skylights in the gym at Norris.
- Some minor masonry work was completed at Neihardt on their exterior brick wall.
- Damaged EFIS was repaired at Neihardt.
- Rawson Roofing began some approved preventative and corrective maintenance on select roofs throughout the District. This work will continue into the current quarter.



I. Accomplishments (continued)

GROUNDS HIGHLIGHTS

- Concrete repair work was completed at Aldrich and Cottonwood.
- Sod and seed work was completed at Cottonwood after the sewer line was replaced.
- All parking lots were re-stripped during the summer.
- A dead tree was removed from Rockwell.
- Numerous irrigation issues (broken lines, valve boxes, sprinkler heads, etc.) were dealt with during the Quarter.
- The Grounds Teams continued with their routine re-mulching of beds, wood chip replacement in playgrounds, tree and shrub trimming, playground repairs, etc.
- Buell field was prepped prior to the first football game, and is prepped for each game weekly.
- Snow removal supplies were ordered and contractors arranged for the upcoming snow removal season.
- Athletic fall fieldwork was started and will be completed in October that includes aeration, fertilization and over seeding.
- Fertilization of main entrances and fronts of buildings began in September and will continue into October.
- Terry Haubold added controllers at Kiewit and Beadle to the new Irrigation Management System. Plans are to continue to add two to three buildings (as funding permits) each year to the system.
- Grounds replaced plantings that did not make it in the new landscaping beds at Kiewit and DSAC.

CUSTODIAL HIGHLIGHTS

- All projects for the start of school were completed over the summer, which included carpet extraction, hard surface floor refinishing, wood gym floor refinishing, project restroom cleaning, and general cleaning throughout the buildings.
- Buell was cleaned and prepared for the football season.
- New custodial equipment was purchased for the buildings that received new carpet so that a better maintenance program can be instituted.
- The three schools hosting summer school were all cleaned after summer school was completed and before the teachers returned.
- The Custodial Managers completed their work on the new Custodial Training Guide, which will be used with all current and new employees. Distribution and review of this training guide began in July and continued through the quarter.



I. Accomplishments (continued)

- All schools that had capital improvement projects and bond projects were moved back into for the start of school. In many cases, the moves back in and cleaning all occurred in the last week or two weeks of summer. These buildings included:
 - South
 - North
 - West
 - Beadle
 - Ackerman
 - Ezra
 - Neihardt
 - Rockwell
 - Willowdale

GENERAL HIGHLIGHTS

- When applicable, all managers attended construction meetings for all bond project work, as well as select capital improvement projects.
- Terry Haubold began work on which vehicles were up for replacement for all Departments, along with what equipment would need to be replaced for grounds work and snow removal.
- Portable temperature and humidity monitors were purchased so better data could be collected when there were issues concerning IAQ.
- Steve Laire participated in several meetings regarding HVAC projects, issues and punch lists for the following:
 - Ackerman
 - Ezra
 - Rockwell
 - South
 - North
 - Anderson
- Terry Haubold met with snow removal contractors to discuss the upcoming snow season, changes in parking lot layout at South, and re-assignments of select buildings.
- Bob Snowden participated in the New Administrators Breakfast to review the Facilities Departments, the organization and procedures to follow when needing maintenance, grounds or custodial work done.
- The management team began work on planning out the priorities for 2007 Capital Improvement Projects to turn into Ed Rockwell.



II. Training

- Ten MPS employees received training on a new Tennant Extractor. ***Total Training Hours: 5***
- Seven MPS employees received training on a new Tennant High Speed Burnisher. ***Total Training Hours: 3.5***
- Seven MPS employees received training on various new Tennant Custodial Equipment. ***Total Training Hours: 10.5***
- Seven new MPS custodial subs were trained in August and September. ***Total Training Hours: 56***
- 134 MPS employees received their annual Accident Prevention review/training. ***Total Training Hours: 41.25***
- All seven Sodexho employees attended the mandatory training on Diversity. ***Total Training Hours: 56***
- Two Sodexho employees attended a mandatory training on Environmental Service programs and supplies. ***Total Training Hours: 8***
- Various MPS and Sodexho employees attended training sessions on Fire Alarm Systems at Morton, South and North.

2006-2007 School Year MPS Training Totals by Quarter

Training Period	Total Hours
July – September 2006	116.25

III. Quality and Productivity

MONTHLY CUSTODIAL INSPECTIONS

The Monthly Inspections began again in September and will continue through the current school year. Results will be reported during each quarterly report for the current months, as well as the comparison for both Monthly and Year to Date numbers.

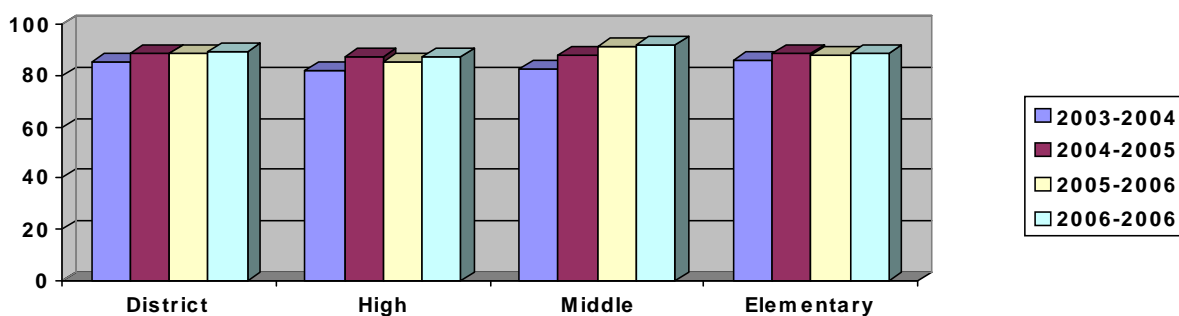
	September 06	September 05
District Average	89.403%	89.843%
High School	87.257%	83.800%
Middle School	92.153%	93.528%
Elementary/Other	89.015%	89.690%



III. Quality and Productivity (continued)

Monthly Custodial Inspections

	YTD 06-05	YTD 05-06	YTD 04-05	YTD 03-04
District Average	89.403%	88.626%	88.515%	85.387%
High School	87.257%	85.362%	87.716%	82.037%
Middle School	92.153%	91.604%	88.395%	82.741%
Elementary/Other	89.015%	88.316%	88.640%	86.443%



TEACHER SURVEYS – All Department Survey

The Teacher Surveys began again in September and will continue through the current school year. Results for the current months as well as the Year to Date comparisons will be reported each Quarter. The surveys are on a scale of 1 to 5, with 5 = Excellent, 3 = Average and 1 = Poor. Below are the results:

September 2006 188 Surveys

	Overall Average	Custodial Average	Maintenance Average	Grounds Average
District Average	4.32	4.31	4.36	4.24
High School	4.24	4.14	4.38	4.27
Middle School	4.70	4.78	4.63	4.56
Elementary School	4.27	4.34	4.21	4.10

Comparison of District Average by Year and Department

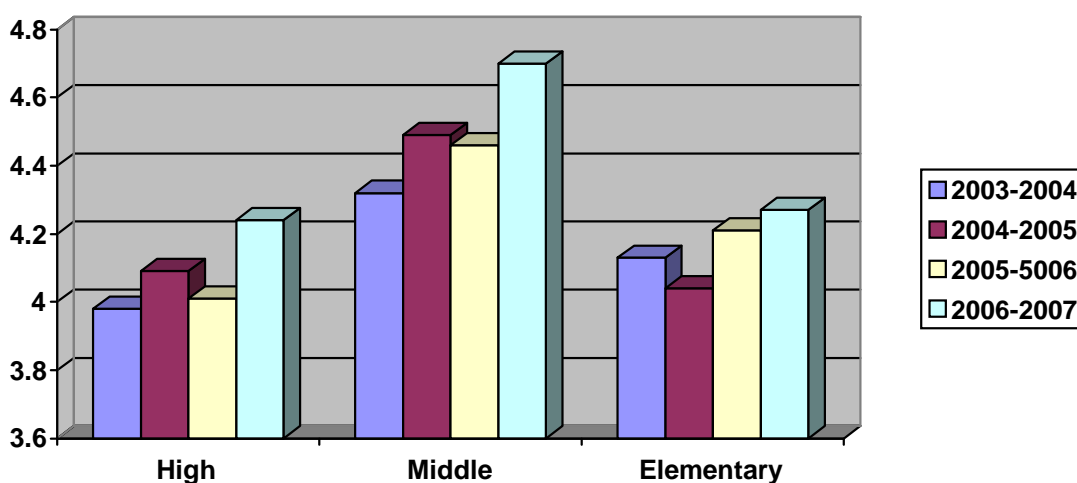
	Number of Surveys	District Average	Custodial Average	Maintenance Average	Grounds Average
2006-2007 YTD	188	4.32	4.31	4.36	4.24
2005-2006 YTD	1001	4.20	4.16	4.29	4.13
2004-2005 YTD	1074	4.17	4.14	4.25	4.02
2003-2004 YTD	351	4.11	4.10	4.19	3.96



III. Quality and Productivity (continued)

Comparison by School Type

	High School	Middle School	Elementary School
2006-2007 YTD	4.24	4.70	4.27
2005-2006 YTD	4.01	4.46	4.21
2004-2005 YTD	4.09	4.49	4.04
2003-2004 YTD	3.98	4.32	4.13



Below is a breakdown on how the teachers rated their school grounds. The District is broken up into three grounds crews. Below are the results for current year as well as Year to Date results from previous school years.

	Grounds Crew 1	Grounds Crew 2	Grounds Crew 3
2006-2007 YTD	4.27	4.29	4.08
2005-2006 YTD	4.31	4.07	4.10
2004-2005 YTD	4.07	3.96	4.05
2003-2004 YTD	4.12	3.87	4.00



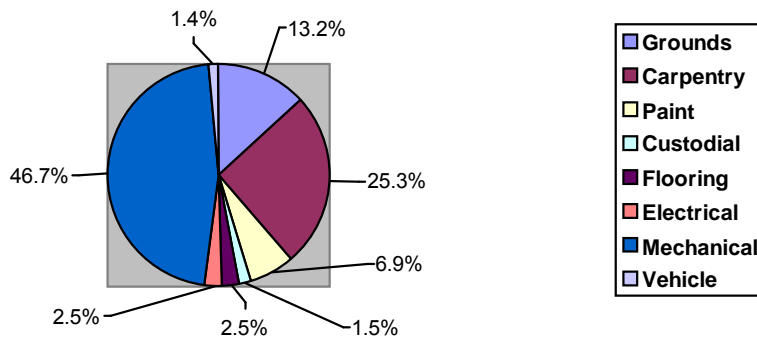
III. Quality and Productivity (continued)

MAINTENANCE WORK ORDERS

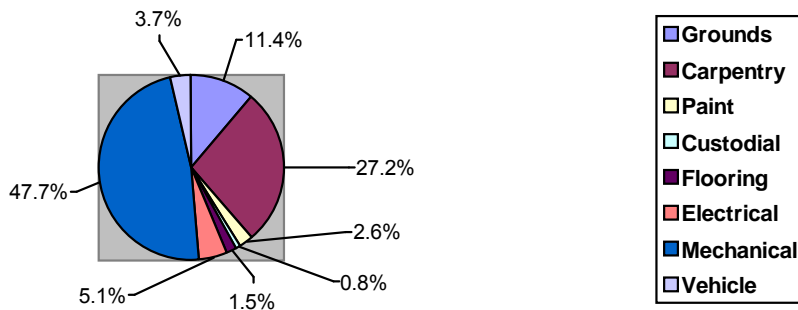
Below is a breakdown for work orders received, completed for the quarter, and still open to date:

	Received	Completed	Open
Grounds	282	254	131
Carpentry	672	587	251
Paint	63	78	68
Custodial	20	17	15
Flooring	36	35	25
Electrical	126	112	25
HVAC/Mechanical	1177	1021	463
Vehicle Mechanic	91	95	14
Total	2467	2199	992

Percentage of Open Work Orders by Department



Percentage of Work Orders Received by Department





III. Quality and Productivity (continued)

Below is a breakdown off all open work orders in the system by age (in days) through 9/30/06:

Days Open	0-1	2-3	4-7	8-14	15-21	22-28	29-60	61-90	90+
Grounds	4	3	4	8	2	4	25	7	74
Carpentry	9	8	24	47	19	19	53	27	35
Paint	1	0	5	11	2	1	8	14	26
Custodial	1	1	0	1	3	3	2	1	6
Flooring	2	2	0	0	2	0	6	2	11
Electrical	2	3	7	3	0	0	2	1	7
HVAC/Mechanical	21	32	39	42	20	29	95	20	165
Vehicle Mechanic	1	1	2	3	1	1	4	1	0
Total	41	50	81	115	49	54	205	73	324

PREVENTATIVE MAINTENANCE

Below is a breakdown of all Preventative Maintenance work orders open and completed, as well as age of open Preventative Maintenance (in days) for the period of July – September 2006.

Open as of 9/30/06	Total Completed
805	693

Days Open	0-1	2-3	4-7	8-14	15-21	22-28	29-60	61-90	90+
Grounds	0	0	0	1	0	1	38	1	1
Carpentry	0	0	0	0	0	0	4	140	0
Custodial	111	23	0	27	0	0	22	15	28
HVAC/Mechanical	37	0	0	41	1	1	45	102	37
Vehicle Mechanic	4	8	0	18	2	1	41	34	21
Total	152	31	0	87	3	3	150	292	87

WORK ORDER HOURS

Below is a summary of the amount of hours worked by location for all work orders submitted for the period of July – September 2006: (Includes Grounds, Maintenance and Custodial).



III. Quality and Productivity (Continued)

School	Hours Worked
Abbott	211.50
Ackerman	184.25
Aldrich	123.50
Black Elk	199.25
Bryan	196.25
Cather	107.75
Cody	168.75
Cottonwood	168.75
Disney	81.75
Ezra	187.50
Harvey Oaks	484.00
Hitchcock	113.50
Holling Heights	120.75
Montclair	155.75
Morton	143.75
Neihardt	388.25
Norris	175.25
Reeder	168.25
Rockwell	284.25
Rohwer	81.50
Sandoz	140.00
Wheeler	256.00
Willowdale	241.50
Elementary Total	4382.00
Andersen	357.50
Beadle	167.75
Central	318.75
Kiewit	708.00
North	110.75
Russell	265.25
Middle Total	1928.00
MLC	55.50
North	654.50
South	1135.50
West	410.75
High Total	2256.25
DSAC	85.50
SSC, District Wide, & Misc.	5774.25
Other Total	5859.75
Grand Total	14426.00



III. Quality and Productivity (Continued)

CUSTODIAL ABSENCES

Below is a summary of the custodial absences for the quarter, along with a total for the quarter.

	July 2006	August 2006	September 2006	Quarter Totals
	Hours	Hours	Hours	Hours
Business and Emergency	8	12	132	152
Bereavement	0	24	48	72
Family Sick	8	56	64	129
Jury Duty	0	0	8	8
Leave without Pay	328	88	0	416
Professional Leave	0	0	0	0
Sick	640	868	708	2216
Vacation	2396	620	584	3600
Total Absences	3380	1668	1544	6592
Percentage of Scheduled Work Absent	19.6%	6.5%	6.9%	10.1%

CUSTODIAL VISITS

(April - June 2006)

Inspections Completed	76
Principal Visits Completed	332
Total Site Visits Completed	1938

IV. Goals

- Continue interviewing and hiring for all open positions.
- Continue planning to improve 'curb appeal' at select sites. Continue the process of developing landscaping plans throughout the District. Make plans for spring plantings.
- Continue to monitor the MPS budget.
- Continue to assist with Bond Project planning as needed and attend the Bond Committee Meetings weekly, as well as site-specific construction meetings as scheduled.
- Managers will continue to be involved in specific planning meetings regarding the Bond Projects as well as the Capital Improvement Projects.
- Plan out small maintenance and custodial projects to be completed over the October Break.
- Winterize all irrigation systems in October.
- Finalize snow removal operation plans.

AGENDA SUMMARY SHEET

AGENDA ITEM: Quarterly Food Service Report

MEETING DATE: October 16, 2006

DEPARTMENT: General Administration

TITLE & BRIEF DESCRIPTION: Quarterly Food Service Report – The quarterly report from Aramark regarding the District’s Food Service Program.

ACTION DESIRED: Approval Discussion Information Only

BACKGROUND: n/a

OPTIONS AND ALTERNATIVES: n/a


RECOMMENDATION: n/a


STRATEGIC PLAN REFERENCE: n/a

IMPLICATIONS OF ADOPTION/REJECTION: n/a

TIMELINE: n/a

RESPONSIBLE PERSON: Jim Stilwell, General Manager (Aramark) and Ken Fossen, Associate Superintendent (General Administration)

SUPERINTENDENT’S APPROVAL: 



JAMES STILWELL
 GENERAL MANAGER
 MILLARD PUBLIC SCHOOLS



Dr. Ken Fossen

Associate Superintendent
 Millard Public Schools
 5606 South 147th Street
 Omaha, NE 68137

Dear Dr. Fossen,

A summary of Millard Food Service’s financial performance, participation and operational highlights follows. If you need any further detail regarding our department, please ask.

Financial Performance

During the 1st Quarter of SY07, Millard Food Service had a return of \$40.2k. From Total Income, the department transferred \$47k to building activity funds and \$16.2k to the Custodian fund. This left an operational subsidy of (\$23k). When compared to the 1st Quarter of SY06, our performance was strong. Net return was reduced by \$30.4k. Using the table to the right as a reference:

	1st Quarter	
	SY2007	SY2006
Total Income	\$ 1,537,157.27	\$ 1,423,442.72
ARAMARK Expenditures	\$ 824,924.69	\$ 813,659.07
Cost of Sales	616,300.74	603,792.96
Management Labor	36,366.78	29,340.48
Direct Expenses	142,242.77	152,667.05
Management Fees	30,014.40	27,858.58
District Expenditures	\$ 672,037.49	\$ 601,252.77
Salary Accrual	32,532.23	23,137.31
Wages and Benefits	575,200.31	549,202.54
Paraprofessional	20,228.44	19,544.39
Other District Expense	36,651.62	9,368.53
Merchant Fees	7,424.89	-
GROSS RETURN	\$ 40,195.09	\$ 8,530.88
Building Transfers	\$ 46,993.68	\$ 46,284.91
Custodial Transfers	\$ 16,250.88	\$ 15,701.44
NET RETURN	\$ (23,049.47)	\$ (53,455.47)

Sales: There was the same number of service days during both periods. Growth came from increased enrollment and participation. There were no price increases.

ARAMARK Expenditures: Allocated expenses (*Cost of Sales* and *Direct Expenses*) were lowered and the others remained flat.

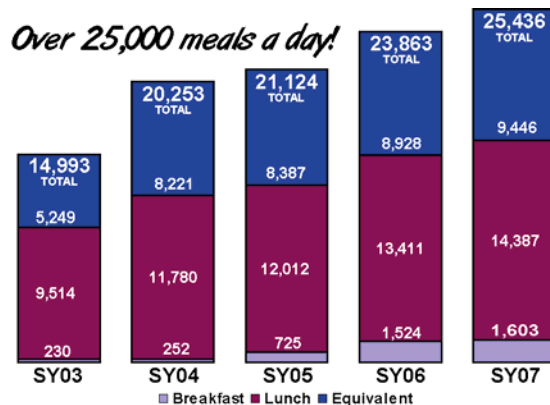
District Expenditures: *Salary Accrual* increased due to the addition of the Catering Manager Position. *Wages and Benefits* and well as *Paraprofessional* cost rose per annual labor increases. In *Other District Expense*, the department furnished two elementary buildings with new cafeteria

tables. This encumbrance was not originally budgeted and totaled \$23.5k. There were no Merchant Fees during 1st Quarter SY06. Mylunchmoney.com was not active during this period. Despite this additional cost and the cost of the cafeteria tables, the subsidy realized thus far in SY07 is less than half of what is was in SY06.

Looking forward, we forecasted SY07 to have a Gross Return of \$564k and a net return of \$114k. This net return is forecasted to be about half of what SY06 realized. Even though this school year is off to such a strong pace, we will remain conservative and not make any changes to guidance until after the 2nd quarter.

Meals and Participation

The graph to the right shows the District-wide meal growth over the last 5 years. Beginning this year we hit the 25,000 milestone. It’s true that meal counts have benefited from growth in District enrollment. However, meal counts have grown at 6 times the rate of enrollment. We start this year much like we left last year. Our targeted areas remain in the qualifying breakfast and lunch programs. At the end of this report is our Department’s redesigned Financial Dashboard. District-wide highlights include:



Qualifying Lunch: Meal counts have increased by 5% and participation has grown by nearly 2.5%.

Qualifying Breakfast: Meal counts have increased by 25% and participation has grown by 20%.

Equivalent Meals: Meal counts are up 7.5%

Nutrition Awareness

As we enter the new school year, nutrition remains a dominant topic. Our focus over the school year was to prepare for current and future industry and legislative changes.



Millard Food Service has been seen as a proponent of wellness. We were among the first in the metro area to pass a Board-approved Wellness Policy. We are one of the few that offers all-you-can-eat fruit and vegetable carts in all elementary buildings and our secondary students have more opportunity than most in bundling a qualifying lunch. Over the summer, we began the arduous task of collecting, categorizing, re-writing and updating all District recipes into a nutritional database. This allows us to track the nutritional content of our menued items using the industry-standard software package, NutriKids™. We began the design of a “portal” for parents, staff and our community view nutritional information on a building specific menu. The Elementary Lunch version is attached for review.



Throughout the school year, we will unveil ARAMARK’s *Treat Yourself Right* program. This program offers printed materials and presentations that feature topics such as Sports Nutrition, Brain Food and Hydration. The District can draw on the wide range of resources to assist teachers in the classroom or to reinforce lessons with practical applications in the lunchroom. Central to food service, a TYR logo/identifier will be used on the service line to highlight the healthiest choices on daily menus.



SnackFactor is an exclusive healthy snacking initiative aimed at middle and high school students. SnackFactor is an extension of the *Treat Yourself Right* Program, a secondary level nutrition awareness communication program focused on reinforcing a healthy lifestyle message. We know that students will always snack. In fact, studies indicate that snacks contribute over 20% of the daily energy intake of children. For those choices, *SnackFactor* offers over 150 snack products that will meet the taste preferences of our student customers as well as the nutritional standards and guidelines being introduced across the nation.

Our momentum in nutrition is to stay ahead of the tide. Just last week, the Alliance for a Healthier Generation reached an agreement with Campbell Soup Company, Dannon, Kraft Foods, Mars, and PepsiCo in the distribution food items to schools. The guidelines cover foods and snacks, desserts, side items and treats sold throughout schools, including school vending machines, ala carte lines, school stores, snack carts and fundraisers. They place strict restrictions on fat and sugar content while capping caloric levels. This partnership is similar to the one brokered with the beverage companies.

Legislative Watch

After a quiet summer and fall, legislation will pick up early in the winter as the debate of the 2007 Farm Bill Reauthorization begins. While not crucial to school nutrition, provisions in the Farm Bill could have some significant impact on school food service programs. For example, most of the commodity program is derived from this bill. I will continue to keep the District informed.

As always, your support of ARAMARK and Millard’s Child Nutrition Programs is greatly appreciated. If you have any questions or require any additional information, please do not hesitate to ask.

Most Cordially,

Jim Stilwell
 ARAMARK
 General Manager
 Millard Food Service

Millard Food Service

Financial Summary

185

Year to Date

SY2007

SY2006

DIFFERENCE

GROWTH

	SY2007	SY2006	DIFFERENCE	GROWTH
1 Total Income	\$ 1,537,157.27	\$ 1,423,442.72	\$ 113,714.55	8.0%
1A Cash Income (WinSnap)	\$ 1,207,928.10	\$ 1,145,174.25	\$ 62,753.85	5.5%
1B Federal Reimbursement Income	\$ 247,724.37	\$ 214,984.43	\$ 32,739.94	15.2%
1C State Reimbursement Income	\$ 2,529.80	\$ 2,051.65	\$ 478.15	23.3%
1D Contract Catering Sales	\$ 21,623.65	\$ 21,992.30	\$ (368.65)	-1.7%
1E Ad Hoc Catering Sales	\$ 12,691.84	\$ 14,578.49	\$ (1,886.65)	-12.9%
1F Vending Commissions	\$ 19,225.78	\$ 18,765.70	\$ 460.08	2.5%
1G Vending Sales	\$ 20,130.01	\$ 5,895.90	\$ 14,234.11	241.4%
1H Earned Interest and Local Rebates	\$ 5,303.72			n/a
2 ARAMARK Expenditures	\$ 824,924.69	\$ 813,659.07	\$ 11,265.62	1.4%
2A Cost Of Sales	\$ 616,300.74	\$ 603,792.96	\$ 12,507.78	2.1%
2B Management Labor	\$ 36,366.78	\$ 29,340.48	\$ 7,026.30	23.9%
2C Direct Expenses	\$ 142,242.77	\$ 152,667.05	\$ (10,424.28)	-6.8%
312.00 Paper and Plastics	\$ 56,116.41	\$ 53,670.19	\$ 2,446.22	4.6%
313.11 Waste Removal	\$ 146.68	\$ 138.08	\$ 8.60	6.2%
314.22 Equipment Repairs	\$ 1,461.86	\$ 6,241.58	\$ (4,779.72)	-76.6%
314.99 Repair & Maint - Other	\$ 2,866.29	\$ 4,416.80	\$ (1,550.51)	-35.1%
315.19 Taxes and Licenses	\$ 866.07	\$ 2,474.47	\$ (1,608.40)	-65.0%
316.01 Empl Veh-Opr+Rental	\$ -	\$ 15.32	\$ (15.32)	-100.0%
317.00 General Insurance	\$ 1,489.96	\$ 1,309.75	\$ 180.21	13.8%
326.02 Telephone Expense	\$ 704.87	\$ 614.01	\$ 90.86	14.8%
329.04 Management Meeting	\$ 1,100.19	\$ 552.30	\$ 547.89	99.2%
331.00 Office Supplies	\$ 2,367.41	\$ 1,864.24	\$ 503.17	27.0%
331.02 Postage Expense	\$ -	\$ 117.68	\$ (117.68)	-100.0%
331.04 EDP Supplies	\$ 1,485.00	\$ 1,486.45	\$ (1.45)	-0.1%
331.21 Freight Expenses	\$ 110.61	\$ 948.36	\$ (837.75)	-88.3%
331.31 Airborne Air Freight	\$ -	\$ 24.93	\$ (24.93)	-100.0%
331.75 Technology Cost - Software	\$ 33.15	\$ 12,229.95	\$ (12,196.80)	-99.7%
332.00 Adv & Promotion	\$ 167.19	\$ 7,634.12	\$ (7,466.93)	-97.8%
332.10 Flowers & Decorations	\$ 371.59	\$ -	\$ 371.59	n/a
335.00 Professional Service	\$ 25.22	\$ 197.53	\$ (172.31)	-87.2%
344.95 Security Services	\$ 3,360.00	\$ 2,895.75	\$ 464.25	16.0%
345.01 Uniforms and Laundry	\$ 17,529.69	\$ 15,337.94	\$ 2,191.75	14.3%
345.10 Replacements	\$ 16,334.15	\$ 5,184.44	\$ 11,149.71	215.1%
345.13 Delivery Expense	\$ 33,623.29	\$ 34,663.51	\$ (1,040.22)	-3.0%
345.99 Other Operating Exp	\$ 1,663.14	\$ 499.65	\$ 1,163.49	232.9%
346.16 PC Deployment - Equipment	\$ 420.00	\$ 150.00	\$ 270.00	180.0%
Management Fees	\$ 30,014.40	\$ 27,858.58	\$ 2,155.82	7.7%
3 District Expenditures	\$ 672,037.49	\$ 601,252.77	\$ 70,784.72	11.8%
3A LABOR: Salary Accrual	\$ 32,532.23	\$ 23,137.31	\$ 9,394.92	40.6%
3B LABOR: Wages and Benefits	\$ 575,200.31	\$ 549,202.54	\$ 25,997.77	4.7%
3C TRANSFER: Paraprofessional	\$ 20,228.44	\$ 19,544.39	\$ 684.05	3.5%
3D Other District Expense	\$ 36,651.62	\$ 9,368.53	\$ 27,283.09	291.2%
3E Merchant Fees	\$ 7,424.89		\$ 7,424.89	n/a
4 GROSS RETURN	\$ 40,195.09	\$ 8,530.88	\$ 31,664.21	371.2%
5 Building Transfers	\$ 46,993.68	\$ 46,284.91	\$ 708.77	1.5%
6 Custodial Transfers	\$ 16,250.88	\$ 15,701.44	\$ 549.44	3.5%
7 NET RETURN	\$ (23,049.47)	\$ (53,455.47)	\$ 30,406.00	-56.9%

AGENDA SUMMARY SHEET

AGENDA ITEM: Quarterly Construction Report (Not Bond Issue Related)

MEETING DATE: October 16, 2006

DEPARTMENT: General Administration

TITLE & BRIEF DESCRIPTION: Quarterly Construction Report – A report of the on-going progress on significant construction projects (other than bond issue projects) in the District.

ACTION DESIRED: Approval Discussion Information Only

BACKGROUND: n/a

OPTIONS AND ALTERNATIVES: n/a


RECOMMENDATION: n/a

STRATEGIC PLAN REFERENCE: n/a

IMPLICATIONS OF ADOPTION/REJECTION: n/a

TIMELINE: n/a

RESPONSIBLE PERSON: Ken Fossen, Associate Superintendent (General Administration) and Ed Rockwell (Gen. Mgr. for Support Services)

SUPERINTENDENT'S APPROVAL: 

Millard Public Schools Project Management
Construction Report to the Board of Education

Board meeting date: **October 16, 2006**

For quarter ending: **September 30, 2006**

Location: **Beadle Middle School**
Project Title: **Running Track Renovation**
Architect / Engineer: **BCDM Architects**
General Contractor: **Landscapes Unlimited**

Project Manager: **Ed Rockwell**
Bid Award: **\$39,950**
Change Orders: **1** **\$49,096** (112.9%)
Amended Contract: **\$89,048**

Description of work:

The resilient surfacing is being removed, the asphalt base will be prepped and coated and new striping will be applied. The drainage system is also being extended and improved. The work will align this track to the same standard specifications as all other middle school tracks in the District.

Status of progress:

Completed and closed-out.

Change Order information:

The old surfacing was removed with unusual difficulty. The removal process damaged certain areas of the asphalt. As asphalt milling took place to remove and replace damaged asphalt, very soft soil base conditions were encountered. Our engineer recommended replacing saturated soil with new structural soil, and the installation of a deep drain system at the perimeter, resulting in the change order costs.



Location: **Buell Stadium**
Project Title: **Storage Building**
Architect / Engineer: **DLR Group**
General Contractor: **CYC / RemCon**

Project Manager: **Kim Thompson¹⁹⁰**
Bid Award: **\$195,077**
Change Orders: **2** **\$ 23,535** (12.1%)
Amended Contract: **\$218,612**

Description of work:

A new 2,016 SF building is being constructed to provide storage for SHS track & field equipment, and the specialized equipment and materials needed to maintain the new artificial surface. The building has been designed to compliment the appearance and finishes of the existing buildings at the facility.

Status of progress:

All work completed, 10% retainage pending as-built plan and specification reviews by the architect.

Change Order information:

When planning the project, there were several unknowns regarding potential underground utilities not previously well documented. The change orders were required to deal with the abandoned utilities unearthed while excavating footings, and to upgrade the remaining active utilities to current code standards.



Location: **All High Schools**
Project Title: **Irrigation Monitoring System**
Architect / Engineer: **none**
General Contractor: **Midwest Turf & Irrigation**

Project Manager: **Kim Thompson⁹¹**
Bid Award: **\$ 42,157**
Change Orders: **1** **\$ 641 (1.5%)**
Amended Contract: **\$ 42,798**

Description of work:


An irrigation management system has been installed at all three high schools. The system provides remote monitoring and control capabilities for maintenance managers, through data communications linked to Support Services from each site.

Status of progress:

Completed and closed-out.

Change Order information:

The change order was required at South High School to serve the irrigation areas created by current construction, added since the bid was accepted.



Location: **Rohwer Elementary**
Project Title: **Paving Replacements**
Architect / Engineer: **Schemmer Associates**
General Contractor: **CYC / Remcon**

Project Manager: **Ed Rockwell 192**
Bid Award: **\$ 24,415**
Change Orders: 1 **\$ 27,509 (112.7%)**
Amended Contract: **\$ 51,923**

Description of work:

Significant areas of 7” concrete paving in the drives and parking lot are being replaced due to structural soil failure and surface corrosion. Large areas of 4” sidewalks are also being replaced, primarily near the front entrance to the building. Competitive unit pricing was established within the bidding, which was then used as predetermined change order pricing to expand the scope of work.

Status of progress:

All work is complete. A 5% retainage is held pending verification of close-out documentation.

Change Order information:

Large areas of concrete deteriorated significantly, between the dates of original planning for the project in October 2005 and construction start in June 2006. The scope of the project was expanded to cover these large additional areas, utilizing unit pricing received in the original bids.



Location: **Sandoz Elementary**
Project Title: **Paving Improvements**
Architect / Engineer: **Lamp-Rynearson Associates**
General Contractor: **US Asphalt**

Project Manager: **Ed Rockwell 193**
Bid Award: **\$ 179,631**
Change Orders: 1 **\$ 21,794 (12.1%)**
Amended Contract: **\$ 201,425**

Description of work:

All of the existing hard-surfaced asphalt playground and approximately 70% of the existing asphalt drives and parking areas are being replaced with 7" concrete paving. Major underground and surface drainage systems are being provided for the first time on this site. 30 Additional parking stalls are being constructed to accommodate staff and visitor parking needs.

Status of progress:

Completed and closed-out.

Change Order information:

The bulk of this change order (\$16,834.50) was required to fund the fly ash needed to deal with extremely saturated soil base conditions found under the old paving. The remainder was spent toward replacing 4 corroded light poles and raising the height of playground fencing to meet the new paving height.



Location: **West High School**
Project Title: **Sidewalk Improvements**
Architect / Engineer: **BCDM Architects**
General Contractor: **Navarro Enterprises**

Project Manager: **Ed Rockwell 194**
Bid Award: **\$ 82,900**
Change Orders: **1 \$ 2,000 (2.4%)**
Amended Contract: **\$ 84,900**

Description of work:

Sidewalks are being constructed for the first time along 176th Avenue, and along 180th Street. The 180th Street portion will meet the City-County trail standard at 7' wide and 5" thick. The extra cost associated with the additional width and thickness is being paid by Douglas County.

Status of progress:

All work is now complete. The project is open pending completion of punch list issues and verifications.

Change Order information:

The change order funded additional grading along the east side of the 180th Street sidewalk. The additional grading was needed to comply with the City's directive to place the sidewalk farther to the east than originally planned.



Location: **Multiple Locations**
Project Title: **Hollow Metal Replacements**
Architect / Engineer: **Schemmer Associates**
General Contractor: **Rife Construction**

Project Manager: **Kim Thompson¹⁹⁵**
Bid Award: **\$123,466**
Change Orders: **1** **\$ 850** (0.7%)
Amended Contract: **\$124,316**

Description of work:

Exterior hollow metal doors, door frames and window frames in worst condition are being replaced at Ezra, Harvey Oaks, Holling Heights, Andersen Middle and North High.

Status of progress:

Completed and closed-out.

Change Order information:

The change order was required for North High School and Ezra, to provide special metal fabrication to deal with specific site conditions at each location.



Ezra



Harvey Oaks



North High

Location: **Ezra Elementary**
Project Title: **Carpet Replacement**
Architect / Engineer: **BCDM Architects**
General Contractor: **Commercial Flooring**

Project Manager: **Kim Thompson⁹⁶**
Bid Award: **\$ 78,313**
Change Orders: **0** **\$_____ (0.0%)**
Amended Contract: **\$ 78,313**

Description of work:

All carpet throughout the building is being replaced. Wet areas under and near water fountains and wash fountains will feature ceramic floors for the first time.

Status of progress:

Work is completed, final payment held pending verification of punch-list.



Location: **Neihardt Elementary**
Project Title: **Carpet Replacement**
Architect / Engineer: **BCDM Architects**
General Contractor: **Commercial Flooring**

Project Manager: **Kim Thompson⁹⁷**
Bid Award: **\$100,387**
Change Orders: **3** **\$ -2,218 (-2.2%)**
Amended Contract: **\$ 98,169**

Description of work:

All carpet throughout the building is being replaced. Wet areas under and near water fountains and wash fountains will feature ceramic floors for the first time.

Status of progress:

Work is completed, final pay application held pending liquidated damages.

Change Order information:

The negative change order (credit) amount results from collecting liquidated damages and carpet color substitution (minus the carpet required for one room overlooked in the plan documents).



Location: **Willowdale Elementary**
Project Title: **Carpet Replacement**
Architect / Engineer: **BCDM Architects**
General Contractor: **Floors, Inc.**

Project Manager: **Kim Thompson⁹⁸**
Bid Award: **\$ 83,686**
Change Orders: **1** **\$ 344 (0.4%)**
Amended Contract: **\$ 84,030**

Description of work:

All carpet throughout the building is being replaced. Wet areas under and near water fountains and wash fountains will feature ceramic floors for the first time.

Status of progress:

Work is completed, final payment held pending verification of punch-list.

Change Order information:

The change order funded replacement of cork and vinyl wall covering, found loose behind vinyl wall base to be removed and replaced for the new carpet.



Location: **Kiewit Middle School**
Project Title: **Flooring Replacements**
Architect / Engineer: **BCDM Architects**
General Contractor: **Midwest Flooring**

Project Manager: **Kim Thompson⁹⁹**
Bid Award: **\$ 90,700**
Change Orders: **1 \$ 630 (0.7%)**
Amended Contract: **\$ 91,330**

Description of work:

Carpet is being installed in academic area corridors, ramps and locker bays, over the existing floor tile. Wet areas under and near water fountains and wash fountains will continue to feature ceramic floors. The vinyl tile in the cafeteria and adjacent corridors is being replaced, along with extensive removal and upgraded replacement of the substrate under the tile.

Status of progress:

Work is completed, final payment held pending verification of punch-list.

Change Order information:

An unanticipated and very difficult to remove mastic adhesive was found under a limited amount of carpet. The change order funded the extreme steps required to remove the adhesive.



Location: **Bryan & Cather**
Project Title: **Gym Painting**
Architect / Engineer: **BCDM Architects**
General Contractor: **Darden-Gloeb-Reeder**

Project Manager: **Kim Thompson²⁰⁰**
Combined Bid Award: **\$ 8,339**
Change Orders: **0** **\$ _____ (0.0%)**
Amended Contract: **\$ 8,339**

Description of work:

Interior walls and door frames in both gyms are being repainted. Older graphics are being painted over (by request from the buildings), not to be replaced. Colors and coatings will match our current interior specifications.

Status of progress:

Completed and closed-out.



Bryan



Bryan



Cather



Cather

Location: **Bryan Elementary**
Project Title: **Re-roof Phase I-06**
Roof Consultant: **Roofing Solutions, Inc.**
Architect / Engineer: **BVH Architects**
General Contractor: **Scott Enterprises**

Project Manager: **Ed Rockwell 201**
Bid Award: **\$ 80,169**
Change Orders: **0** **\$ _____ (0.0%)**
Amended Contract: **\$ 80,169**

Description of work:

The north roof area over the media center, computer lab and several classrooms is being replaced. The affected roof area is approximately 12,000 SF.

Status of progress:

Project completed. Retainage reduced to 5% pending receipt of warranty. Infrared scan is pending.



Location: **Central Middle School**
Project Title: **Re-roof Phase I-06**
Roof Consultant: **Roofing Solutions, Inc.**
Architect / Engineer: **BVH Architects**
General Contractor: **Scott Enterprises**

Project Manager: **Ed Rockwell 202**
Bid Award: **\$448,080**
Change Orders: 1 **\$ 28,118 (6.3%)**
Amended Contract: **\$476,198**

Description of work:

A large area of existing roof over the 100, 200 and 300 wings, along with the roof area over the main corridor which connects the three wings is being replaced.

Status of progress:

Project completed and closed-out. Infrared scan is complete (see infrared scan report next 6 pages, by double-clicking in page 1 to open file).

Change Order information:

The majority of the change order (\$25,414) funded the special removal and re-wiring required to deal with unanticipated electrical conduits found buried in the existing roof insulation. The remainder funded repair of existing roof drain piping found to be leaking.



Infrared Scan Report

Prepared for:

Millard Public Schools
Mr. Ed Rockwell
13906 F Street
Omaha, NE 68137

Prepared by:

Roofing Solutions, Inc.
Mr. Jim Williams
6738 W. 153rd Street
Overland Park, KS 66223

**Project Location**

Central Middle School
12801 L Street
Omaha, NE 68137

Location: **North Middle School**
Project Title: **Re-roof Phase III of III**
Roof Consultant: **Roofing Solutions, Inc.**
Architect / Engineer: **BVH Architects**
General Contractor: **Weathercraft**

Project Manager: **Ed Rockwell 204**
Bid Award: **\$227,000**
Change Orders: 1 **\$ -4,000 (-1.8%)**
Amended Contract: **\$223,000**

Description of work:

In this final phase of a 3-phase project to replace the entire roof, the north areas over the main office, kitchen, cafeteria, music, stage, gym and locker rooms is affected.

Status of progress:

Project completed. Retainage reduced to 5% pending receipt of warranty and pending liquidated damages. Infrared scan is complete.

Change Order information:

The negative change order (credit) amount results from the collection of liquidated damages.



Location: **Andersen Middle School**
Project Title: **Wash Fountain Replacements**
Architect / Engineer: **Morrissey Engineering**
General Contractor: **Prairie Construction**

Project Manager: **Kim Thompson²⁰⁵**
Bid Award: **\$ 22,700**
Change Orders: 2 **\$ 1,855 (8.2%)**
Amended Contract: **\$ 24,555**

Description of work:

The wash fountains at all major student restrooms are being replaced with modern, solid-surface wash fountains. The existing ceramic flooring under these wet areas is being upgraded and extended in certain corridor locations.

Status of progress:

Completed and closed-out.

Change Order information:

One change order funded an extension of scope for a ceramic tile area, the other funded the hard-wired electrical power required by the wash fountain controls.



Location: **Andersen Middle School**
Project Title: **HVAC Improvements Phase I**
HVAC Consultant: **Siemens Technologies**
Architect / Engineer: **Morrissey Engineering**
Contractors: **BalCon, Engineered Controls**

Project Manager: **Kim Thompson²⁰⁶**
Total Awards: **\$ 140,313**
Change Orders: **0** **\$ _____ (0.0%)**
Amended Awards: **\$ 140,313**

Description of work:

This first phase of the project will address the existing HVAC equipment, DDC controls and HVAC balancing, in an effort to improve indoor air quality and comfort. Once the performance of the existing equipment has been proven against original design specifications, a thorough evaluation of effectiveness will be undertaken. The evaluation will determine if a second phase of work is required for 2007, which would provide replacement of and/or improvements to, original HVAC equipment.

Status of progress:

Completed and closed-out. Evaluation of effectiveness regarding the need for Phase II is pending.



Location: **Cottonwood Elementary**
Project Title: **DDC Control Improvements**
Architect / Engineer: **N/A**
Contractor: **Control Masters**



Project Manager: **Kim Thompson²⁰⁷**
Bid Award: **\$ 24,332**
Change Orders: **0** **\$_____ (0.0%)**
Amended Contract: **\$ 24,332**

Description of work:

Direct Digital Controls (DDC) are being installed on the HVAC roof-top units to replace the original pneumatic controls. The DDC controls enable on-line remote monitoring of HVAC system settings and performance, allowing improvements to indoor air quality, comfort and energy use.

Status of progress:

Completed and closed-out.



Location: **Rockwell Elementary**
Project Title: **HVAC Improvements Phase II**
HVAC Consultant: **Building Commissioning**
Architect / Engineer: **Morrissey Engineering**
General Contractor: **Ray Martin Mechanical**

Project Manager: **Kim Thompson²⁰⁸**
Bid Award: **\$147,300**
Change Orders: **0** **\$_____ (0.0%)**
Amended Contract: **\$147,300**

Description of work:

In this final phase of a two-phase project to improve indoor air quality and comfort, the media center, kindergarten rooms, music, main office, kitchen and gymnasium are affected. Plastic hydronic piping serving the cooling and heating water loop system is being replaced, along with all of the original heat pumps. The HVAC system is also undergoing a complete re-balance and re-commissioning.

Status of progress:

Work is completed. Final pay application held at 10% retainage pending close-out documents and final verifications of punch list issues.



Location: **Morton Elementary**
Project Title: **Fire Alarm System Replacement**
Architect / Engineer: **Schemmer Associates**
Contractor: **Rosenbaum Electric**


Project Manager: **Kim Thompson²⁰⁹**
Bid Award: **\$ 27,825**
Change Orders: **0** **\$_____ (0.0%)**
Amended Contract: **\$ 27,825**

Description of work:

The original fire alarm system is being completely replaced with a modern, digital system. The scope of work includes all detection and A.V. warning devices, along with replacement of the main and annunciator fire-control panels.

Status of progress:

Project completed. Retainage reduced to 5% pending close-out documents.



MPS Capital Improvement Projects 2006 - Cost Worksheet

Site	Project	A/E Firm	Contractor Awarded	Amount of Original Contract Award	Change Orders	Net Change Order Amount	Change Order Ratio to Original Award	Total of Amended Construction Contract	Total Prof Fees, Testing, Support Costs	Total Project Amount (includes all fees & costs)	Original Amount Budgeted (includes all fees & costs)	Budget Variance Amount	Budget Variance Percentage
Beadle M S	Running track: Remove & recondition remaining asphalt surface, re-stripe	BCDM	Landscapes Unlimited	39,950.00	1	49,096.00	122.9%	89,048.00	10,336.00	99,384.00	21,645	-77,739.00	-359.2%
Buell Stadium	Construct storage building for turf maintenance and SHS track equipment	DLR	CYC Construction	195,077.00	2	23,534.86	12.1%	218,611.86	38,210.10	256,821.96	252,646	-4,175.96	-1.7%
High Schools (all)	Irrigation systems: Remote monitoring and management	na	Midwest Turf & Irrigation	42,157.00	1	641.00	1.5%	42,798.00	1,868.00	44,666.00	50,310	5,644.00	11.2%
Rohwer	Replace 3,690 SF paving & curb at main drive, rout and seal all joints	TSA	CYC Construction	24,414.50	1	27,508.50	112.7%	51,924.00	9,245.00	61,169.00	49,916	-11,253.00	-22.5%
Sandoz	Remove and replace paving at HS playground, dock & west drive/parking	LRA	US Asphalt	179,630.67	1	21,793.61	12.1%	201,424.28	36,861.00	238,285.28	315,353	77,067.72	24.4%
West H S	Construct 4,240 LF of 5' public sidewalk along 176th Ave., Y St. & 180th St.	BCDM	Navarro Enterprises	82,900.00	1	2,000.00	2.4%	84,900.00	18,265.00	103,165.00	136,130	32,965.00	24.2%
Multiple Locations	Replace rusted window frames, door frames and doors	TSA	Rife Construction	123,466.00	1	850.00	0.7%	124,316.00	19,446.26	143,762.26	150,000	6,237.74	4.2%
Ezra	Carpeting: Replace throughout building	BCDM	Commercial Flooring	78,313.00	0	0.00	0.0%	78,313.00	9,238.23	87,551.23	107,402	19,850.77	18.5%
Kiewit M S	Vinyl floor tile: Replace w/carpet in all corridors, repair tile in cafeteria		Midwest Flooring	90,700.00	1	630.00	0.7%	91,330.00	6,436.71	97,766.71	120,590	22,823.29	18.9%
Neihardt	Carpeting: Replace throughout building		Commercial Flooring	100,387.00	3	-2,218.00	-2.2%	98,169.00	16,093.45	114,262.45	154,131	39,868.55	25.9%
Willowdale	Carpeting: Replace throughout building		Floors Inc.	83,686.00	1	344.00	0.4%	84,030.00	8,613.38	92,643.38	103,497	10,853.62	10.5%
Bryan	Repaint CMU walls in gym floor to ceiling, block graphics	BCDM	Darden Gloeb Reeder	3,961.00	0	0.00	0.0%	3,961.00	1,650.00	5,611.00	5,265	-346.00	-6.6%
Cather	Repaint CMU walls in gym floor to ceiling, block graphics		Darden Gloeb Reeder	4,378.00	0	0.00	0.0%	4,378.00	1,650.00	6,028.00	5,265	-763.00	-14.5%
Bryan	Re-roof: Phase I North Addition	BVH	Scott Enterprises	80,169.00	0	0.00		80,169.00	20,825.00	100,994.00	150,000	49,006.00	32.7%
Central M S	Re-roof: Phase I-06	BVH	Scott Enterprises	448,080.00	1	28,118.00	6.3%	476,198.00	41,750.00	517,948.00	538,200	20,252.00	3.8%
North M S	Re-roof: Phase III of III		Weathercraft	227,000.00	1	-4,000.00	-1.8%	223,000.00	38,549.00	261,549.00	319,900	58,351.00	18.2%
Andersen M S	Wash fountains (6): Replace with solid-surface at all student restrooms	MEI	Prairie Construction	22,700.00	2	1,855.00	8.2%	24,555.00	2,265.00	26,820.00	25,740	-1,080.00	-4.2%
Andersen M S	HVAC Improvements & Recommissioning Phase I of II	MEI	Engineered Controls	140,313.00	0	0.00	0.0%	140,313.00	84,698.00	225,011.00	250,000	24,989.00	10.0%
Cottonwood	Convert roof top units from pneumatic to DDC	na	Control Masters (CSI)	24,332.00	0	0.00	0.0%	24,332.00	0.00	24,332.00	29,250	4,918.00	16.8%
Rockwell	Heat pumps, controls and piping improvements Phase II of II	MEI	Ray Martin	147,300.00	0	0.00	0.0%	147,300.00	28,072.65	175,372.65	159,237	-16,135.65	-10.1%
Morton	Replace all fire detection and notification devices throughout building	TSA	Rosenbaum Electric	27,825.27	0	0.00	0.0%	27,825.27	6,493.41	34,318.68	28,665	-5,653.68	-19.7%
				2,166,739.44	17	150,152.97	6.9%	2,316,895.41	400,566.19	2,717,461.60	2,973,142	255,680.40	8.6%

AGENDA SUMMARY SHEET

AGENDA ITEM: Post Graduate (2005) Assessment—One-Year Study

MEETING DATE: October 16, 2006

DEPARTMENT: Educational Services


TITLE AND BRIEF DESCRIPTION: Class of 2005, Post-graduate study

ACTION DESIRED: Information

BACKGROUND: Nebraska Department of Education, Rule 10 requires a follow-up study of district graduates every three years. The Carl T. Perkins Career and Technical Education Act also requires us to collect, analyze and report information relating to employability skills and the importance of vocational and technical education to graduates' postgraduate career and educational goals. The Millard Public School District now commissions a survey of a random sample of graduates every year. Some years we survey those who graduated either two or five years before the survey, but in the summer of 2006 we surveyed those who graduated one year before. This is the fifth such one-year-out survey.

RECOMMENDATIONS: Receive the survey results and continue to survey our postgraduates.

RESPONSIBLE PERSONS: Dr. Martha Bruckner, Dr. Judy Porter, Deb Ady

SUPERINTENDENT'S APPROVAL: 
(Signature)

BOARD ACTION:

POSTGRADUATE (2005) ASSESSMENT—ONE-YEAR STUDY
Responses of the class of 2005 collected in June of 2006



I Background and objectives of the research

This is the fifth wave of the one-year postgraduate study conducted by Weise Research Associates on our behalf. This survey was conducted with the graduates of 2005 from all three Millard high schools. The previous waves of this study were done with the classes of 1998, 2000, 2001, and 2003. The primary objective of each study was to evaluate graduates' perceptions of their experiences with the Millard high school they attended in terms of preparing them to complete post-high school education or to enter the workforce. For this survey we increased the sample size from 300 to 400 graduates.

The specific objectives included

- Evaluate 2005 graduates' current status in terms of employment and post-high school education
- Explore perceptions regarding the impact of Millard's high school programs on graduates' current employment
- Assess the impact of Millard's high school programs in preparing graduates for post-secondary education
- Gain an understanding of graduates' perceptions of the impact of the courses offered by the high school they attended on preparing them to achieve educational goals and/or to secure employment
- Explore the reason(s) for any reported non-participation in extra-curricular activities

II Sample characteristics

The total sample in this wave is 400 completed interviews, compared to approximately 300 interviews completed in the previous four one-year surveys. Each sample was drawn to proportionately represent the actual graduate population distributions by high school. For each study administration, telephone interviews were conducted for approximately 8 minutes with each respondent. The questionnaires are essentially identical, with a few questions related to IB and AP programs/exams and two open-ended questions related to non-participation in extra-curricular activities added this year. Interviews for this survey were conducted in June 2006.

III Employment and education status upon high school graduation and at the time of the survey

Among the graduates of the class of 2005, 85% reported that they were continuing their education one year after high school graduation. About 13% of those graduates reported obtaining full-time employment rather than continuing their education, which represents a slight increase over previous years. A few respondents (2%) said that they were neither continuing their education nor working at the time of the survey. Nearly two thirds of the graduates report working at least part time while continuing their education. 89% of those who participated in high school activities attended college after graduation, while 67% of those who did not participate in activities went on to college. The rate of seeking more

education immediately after high school graduation is at its lowest point since the study began in 1998 (see table).

Year of survey	1998	2000	2001	2003	2005
Percent in school, at least part time	88%	91%	91%	89%	85%

IV Impact of Millard's high school programs on current employment

Among the 2005 Millard graduates who are currently working (77% of the total sample), nine in every ten (92%) report feeling adequately prepared through their high school for their current occupation. This is consistent with the findings in all of the previous studies.

Although a wide variety of occupations were mentioned by those who are currently employed, food/beverage service (20%), marketing/sales (19%), administrative support/clerical (13%) and childcare/child development (10%) make up well over half of the current occupations of the class of 2005.

Nearly three-fourths (74%) of those graduates who are working classify their current employment as temporary. A trend can be seen in that fewer and fewer graduates see their occupations during the first year after graduation as permanent. In the class of 1998, 30% of those surveyed considered their work at the time of the survey to be permanent. Among the class of 2003, 24% reported that their work was permanent and only 18% of the class of 2005 report that their work is permanent. The remaining respondents report that they are in a training program or are undecided as to the permanency of their employment.

Only 5% of those graduates who report their grade point averages as 4.0 or higher consider their employment permanent, but 26% of those who had a grade point average below 3.0 are working now in an occupation that they consider permanent. Only 14% of those students who participated in extra-curricular activities viewed their employment as permanent compared to 33% of those who did not participate in high school activities

Graduates who indicated that they were working full time were asked to volunteer any specific programs or courses which they took at their Millard high school that prepared them for their *current* occupation. As in previous studies, the course mentioned most often by 2005 graduates as being helpful in preparing them for their current employment was math (18%). Business ethics/business classes was the second most often volunteered program or course (10%). English/career English (8%), industrial technology (6%), and everyday living/child development/adult living (5%) were also mentioned frequently.

V Occupational and career goals

Graduates interviewed in each study were asked to indicate their *overall* occupational or career goal. A wide variety of occupations were each mentioned by a fairly small portion of 2005 graduates. The occupations mentioned most often include teachers/counselors/librarians/archivists (12%), health diagnosing/treating practitioners (9%), executive/administrative/managerial (8%), writers/artists/entertainers (7%), and nurses/pharmacists/dieticians/therapists/physicians' assistants (7%). These were also the top career goals mentioned by the graduates of 2003 and 2001. Millard graduates of 2000 and 1998 also mentioned these goals frequently. The desire for a career as a writer/artist/entertainer has increased over the years (moving from 3% in 1998 to 7% in 2005) while the intention to be a technologist/technician (except health) has declined.

Nearly one-third (31%) of those interviewed in this wave of the study indicated that their career goal has changed since high school. This is very similar to the previous waves of study, but just slightly lower than the benchmark study in 1998 (39%).

See Table 2 in the appendix.

VI Registration for voting and reported voting practice

A majority of 2005 graduates (62%) stated that they were registered to vote at the time of the survey, but only 24% of 2005 graduates reported that they did actually vote in the last election. This compares to 57% of 2003 graduates reporting that they were registered to vote and 11% who actually voted in the "last" election at the time of their interview. 2003 was the first year that voting questions were asked during the survey.

VII Performance of Millard high schools in preparing students for post-secondary education and perceptions of quality and adequacy of subject courses taken

The vast majority (81%) of 2005 graduates interviewed who are pursuing higher education are attending a four-year college; 17% are taking classes at a two-year community college, and the remaining few report that they are in a training program.

One difference among the graduates according to high school attended is that 81% of Millard North graduates and 86% of Millard West graduates who are pursuing an education are attending a four-year college while 74% of Millard South graduates are doing the same. Approximately one-fourth of Millard South graduates are attending a two-year community college.

One difference by gender is that a greater proportion of females (86%) are attending a four-year college one year after graduating from high school than are males (75%).

The majority of 2005 graduates (63%) who are currently attending school are doing so within the state of Nebraska, which is consistent with the data revealed in previous waves of this

study. The University of Nebraska Omaha (26%) and the University of Nebraska Lincoln (16%) are the most attended by our graduates, with Metropolitan Community College following closely (14%). The percentage of Millard graduates attending MCC has increased each year, from 10% in 1998 to the current 14%.

Most of the graduates questioned (87%) stated that they have determined a major course of study. The majors mentioned are quite various, but business topped the list at 9%, followed by education (6%), engineering (6%), biology/microbiology (5%) and nursing (5%).

Over one-half (58%) of the 2005 graduates who have a major in mind indicated that they desire to achieve a level of education *beyond* a Bachelor's Degree. Nearly one-third said that they wished to obtain a "four-year" degree. By gender, a greater proportion of females questioned (64%) hope to achieve a level of education beyond a Bachelor's Degree (with 25% wanting to pursue a Doctorate). This compares to 53% of their male counterparts (13% of whom indicated a desire to obtain a Doctorate).

Nearly all of the 2005 graduates (98%) who are currently attending school and who have determined a major feel that they were adequately prepared through the Millard high school curriculum for entering their current post-secondary educational or training experience. This result is higher than that reported in any previous study. Worthy of note is the fact that every Millard West graduate who was interviewed reported feeling adequately prepared.

Graduation Year	2005	2003	2001	2000	1998
Percent of students who report feeling adequately prepared for future study	98%	95%	93%	87%	90%

Usefulness ranking of various high school courses

Respondents were asked how useful 13 of the district's courses were in preparing them for their current educational or occupational situation. Respondents were told that they could say that any particular course was not applicable if they had no experience with a particular course. The courses mentioned most often as being *very useful* were English, oral communications, and mathematics. The area of guidance and counseling was rated *very useful* by a significantly higher number (34%) of 2005 graduates than 2003 graduates (28%).

The courses with relatively lower rankings of usefulness are mostly elective courses in specialized areas (industrial technology and family and consumer science) and subjects for which usefulness would probably be felt more in personal lives or avocations than in occupations or educational settings (music and art). The one exception to this is world language. World language is an elective area, so some students may not have taken any

language other than English. Still, most of the respondents (94%) felt able to rank world language, and nearly a third (32%) ranked that area as “slightly useful” or “not at all useful.”

See figure 11(3 pages long) in the appendix.

VIII Degree to which Advanced Placement[®] courses/exams and I.B. courses/exams were taken

64% of the graduates of 2005 report that they took at least one A.P. course and 35% of the survey respondents took at least one exam. Among those who reported taking an A.P. exam, 67% stated that they either received college credit or had a college course waived. This translates to 23% of the graduates *overall* having earned college credit or having courses waived.

The five-year post graduate survey conducted in June of 2005 with the graduates of 2000 reveals that 51% of that class took at least one Advanced Placement course and 20% of the class took at least one A.P. exam. Among those who took an exam, 62% reported either receiving college credit or having a college class waived as a result of their A.P. test score. That translates to 12% of the graduates of 2000 either earned college credit or had courses waived.

Participation in A.P. classes and taking of A.P. tests have both markedly increased and the percent of students receiving college credit or having college classes waived has nearly doubled since 2000.

International Baccalaureate[®] courses are offered only at Millard North High. Among those graduates of North who were interviewed, 21% had taken at least one I.B. course and 7% (12 students) of all those interviewed had taken an I.B. exam. Ten of the twelve students who said that they had taken an I.B. exam reported that they did receive college credit or had courses waived as a result of taking those tests. North has I.B. as a diploma program, which means that all I.B. students must test in every course except Theory of Knowledge (where they write a paper), but some “higher level” I.B. courses take two years to complete, and students test only at the end of the second year. Moreover, non-I.B. students at North are allowed to register for some I.B. classes if class size permits, but they are not allowed to take the I.B. tests in those classes.

IX An exploration of the reasons for non-participation in extra-curricular activities

Nearly one fifth (17%) of the graduates interviewed did not participate in extra-curricular activities. When asked an open-ended question about the reasons for non-participation, about one-third (32%) responded, “did not want to/had no interest.” Approximately one

fourth of those not participating were unable to do so because they were working. “No time,”(12%) and “involved in other activities”(12%) were also fairly frequent responses.

When asked for suggestions of activities that might have motivated them to participate, nearly two-thirds (62%) of those who did not participate said that they could not think of any type of activity that would have made them more inclined to participate. Nine percent of those not participating said that they might have participated if they had more time.

The number of those who reported not participating because of lack of interest projects to only five or six percent of the total graduating class.

X Impact ratings for Millard high schools in helping students achieve fifteen goals

One further objective of the study was to evaluate the impact of Millard’s high schools on helping students to achieve 15 goals that the district values for students. The results of these questions reveal that the majority of 2005 graduates felt that the Millard high school which they attended was successful in assisting them in achieving these goals. In this, as in the previous waves of this study, a majority of the respondents rated each goal as an 8 or higher on a 10-point scale.

Two specific rating items were added this year: “developing the goals of demonstrating responsibility in work or school settings,” and “being able to work with others to accomplish tasks and goals.” These two newly questioned goals received the highest ratings overall. “Work with others” received a mean rating of 9.00 and “demonstrate responsibility” received a mean rating of 8.93. “Reading Skills” was also ranked very high at a mean of 8.91. Even the two lowest ranked goals (science skills and time/financial management) received the relatively high mean rankings of 8.00 and 8.05.

Most graduates report feeling that they have been helped to meet these life skills goals. In fact, for all but two ranking items, the mean score achieved was higher for every goal evaluated among 2005 graduates than for previous waves of the study. The two exceptions were working relationships and math skills, where the rankings were nearly the same as in previous waves.

See figure 10 in the appendix.

Perceived Strengths of Millard’s high schools and suggested improvements

When respondents in this current study were asked to complete the statement, “I believe the greatest strength of the Millard high school I attended was . . .,” three in every ten of the 2005 graduates volunteered “teachers” (concern, relationships, quality). This was also the top strength mentioned most often in the previous waves of the study. No other specific perceived strength was mentioned by more than 8% of the graduates interviewed.

Students were also asked to complete the following statement for improving the Millard high school which they attended: “The one thing that could be changed to make Millard’s high schools better is” Just under one-third of the respondents were unable to think of any specific suggestion. Among the specific suggestions that respondents made, “more class choices” (6%) and smaller classes (5%) were volunteered most often.

HIGHLIGHTS AND RECOMMENDATIONS

A vast majority of the class of 2005 (87%) is continuing their education. Well over half of those in school (64%) are also working at least part time while they are in school. The majority reported feeling adequately prepared by the Millard High Schools to achieve their educational goals and/or to enter the workforce. They perceive the courses they took to have been useful or very useful in that preparation. They also reported that their high schools did help them achieve life skills goals, especially the skills to work with others to accomplish tasks and to display personal responsibility. The respondents have very positive feelings about their high schools, especially the teachers, and offered few suggestions for improvement.

Nine in every ten of the respondents to this survey report spending all four years of their high school career in the Millard high school from which they graduated. We are all they know. While we should be pleased and proud that they feel that we have prepared them well for their next steps, we should use the perspective gained from our wider experience to continue to refine what we provide for our students.

One aspect of these results that mirrors a national trend but may nevertheless be an area of concern is the gender difference in college attendance and planned degree taking. Among females, 86% are attending a four-year college; 75% of male graduates are. A greater proportion of females (64%) than males (53%) hope to achieve a degree beyond a Bachelor’s Degree. A strong correlation appears between grades earned in high school and plans to obtain advanced degrees: that is, the higher the high school GPA, the greater the expressed desire to obtain a higher level of education. 85% of graduates questioned who had a GPA of 4.0 or higher said that they hoped to obtain a master’s degree or higher compared to only 41% of those who reported a GPA below 3.0. Among the respondents, a majority (63%) who reported a GPA of 4.0 or higher were female.

Another finding that we might want to address is the relatively low voter turnout exhibited by our graduates. While the voting participation has more than doubled between 2004 and 2006, it is still relatively low—about one fourth of the registered voters among the class of 2005 actually did vote when they could have.

As we reach for global perspective, one other notable aspect of these results is the relatively low usefulness ranking of our world language program. In the future of our students, facility in world languages will be a most useful tool, and we need to help them acquire that.

APPENDIX

Table 2
OVERALL OCCUPATIONAL OR CAREER GOAL
• Study Wave Comparisons
And By 2005 High School Graduated •

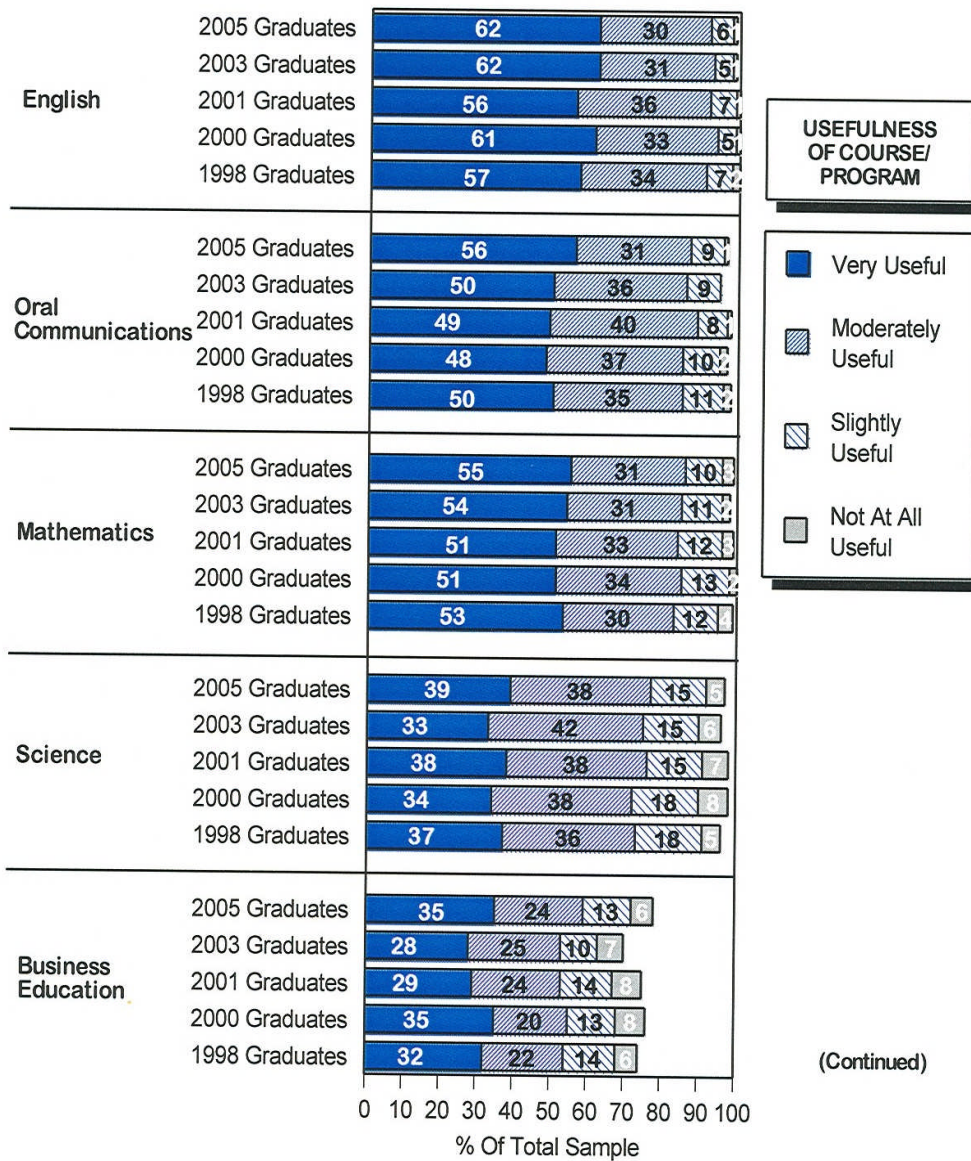
Occupation Classification	--- % Of Total Sample ---					--High School Graduated--		
	2005 Grad. (n=400)	2003 Grad. (n=300)	2001 Grad. (n=302)	2000 Grad. (n=300)	1998 Grad. (n=303)	Millard North (n=164)	Millard South (n=116)	Millard West (n=120)
Teachers/Counselors/ Librarians/Archivists:	12%	16%	11%	14%	12%	12%	13%	12%
Health Diagnosing/ Treating Practitioners:	9%	9%	7%	8%	8%	6%	9%	11%
Executive/Administrative/ Managerial:	8%	6%	7%	13%	11%	10%	6%	7%
Writers/Artists/ Entertainers:	7%	6%	8%	4%	3%	9%	4%	7%
Nurse/Pharm/Dietitian/ Therapists/P.A.:	7%	6%	7%	5%	8%	6%	7%	8%
Social Scientists/ Social Workers/Religious Workers/Lawyers:	4%	4%	3%	4%	4%	4%	3%	3%
Engineers/Surveyors/ Architects:	4%	5%	4%	7%	5%	3%	6%	2%
Business:	3%	2%	2%	4%	1%	5%	2%	1%
Accounting:	3%	3%	3%	2%	1%	4%	4%	1%
Marketing/Sales:	2%	1%	1%	4%	4%	3%	--	3%
Mechanics/Repairers/ Installers:	2%	1%	1%	3%	1%	3%	3%	1%
Natural Scientists/ Mathematicians:	1%	1%	2%	2%	2%	3%	--	1%
Advertising:	1%	2%	3%	1%	--	2%	--	2%
Personal Services:	1%	1%	2%	2%	1%	1%	2%	1%
Technologists/ Technicians (Except Health):	1%	2%	3%	4%	5%	--	1%	3%
All Other Occupations:	19%	16%	12%	6%	9%	15%	25%	18%
Don't Know:	16%	19%	24%	17%	25%	14%	15%	19%

Percentages total vertically to 100% for each segment.
(Reference: Q11)

Figure 11

**USEFULNESS OF 13 MILLARD HIGH SCHOOL COURSES
IN PREPARING STUDENTS FOR CURRENT EDUCATIONAL
OR OCCUPATIONAL SITUATION**

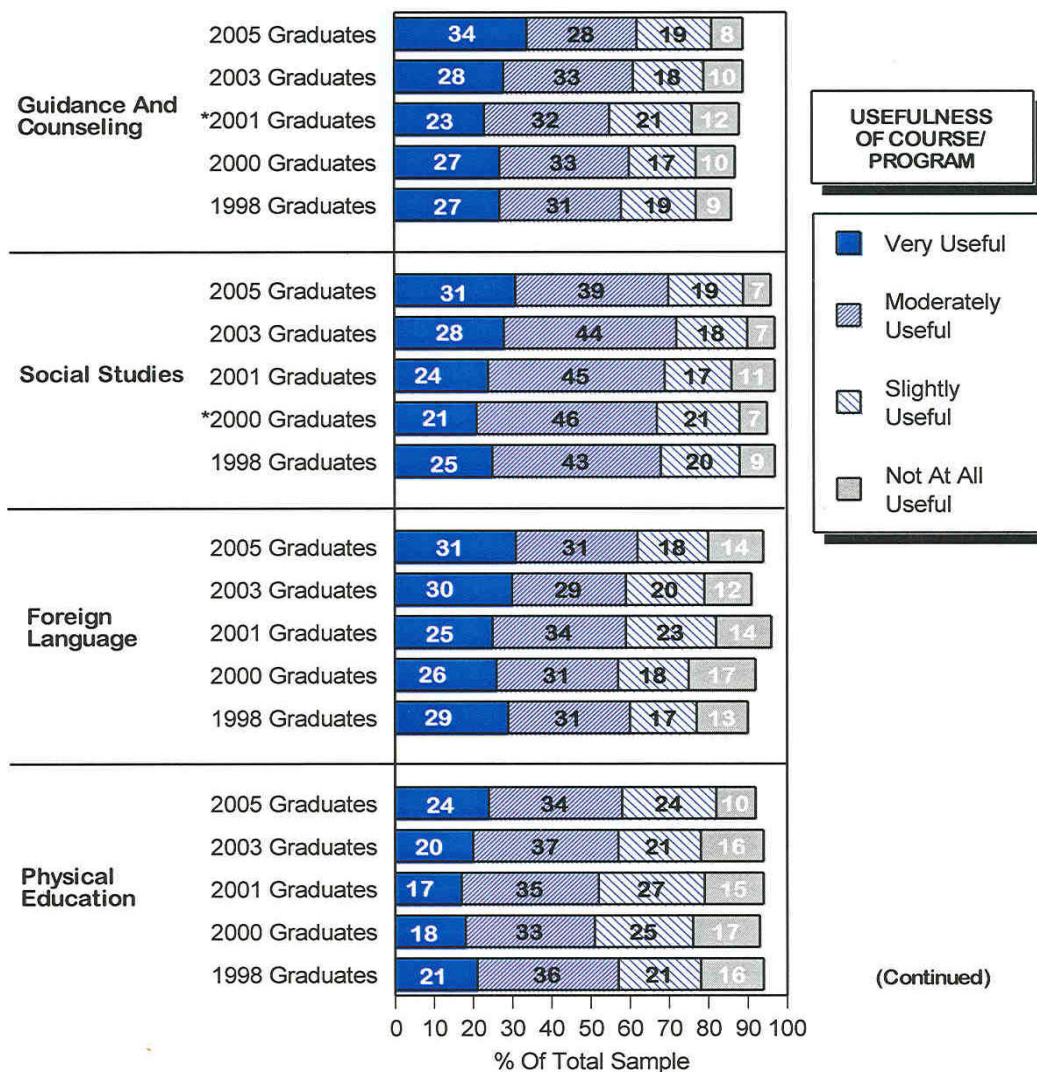
• Study Wave Comparisons •
(Base: Total Sample)



Total sample for 2005 Graduates = 400, 2003 Graduates = 300, 2001 Graduates = 302,
2000 Graduates = 300, and 1998 Graduates = 303.
Distance from end of bars to 100% = "Don't Know"/"Not Applicable."

Figure 11 (Continued)

**USEFULNESS OF 13 MILLARD HIGH SCHOOL COURSES
IN PREPARING STUDENTS FOR CURRENT EDUCATIONAL
OR OCCUPATIONAL SITUATION**
• Study Wave Comparisons •
(Base: Total Sample)



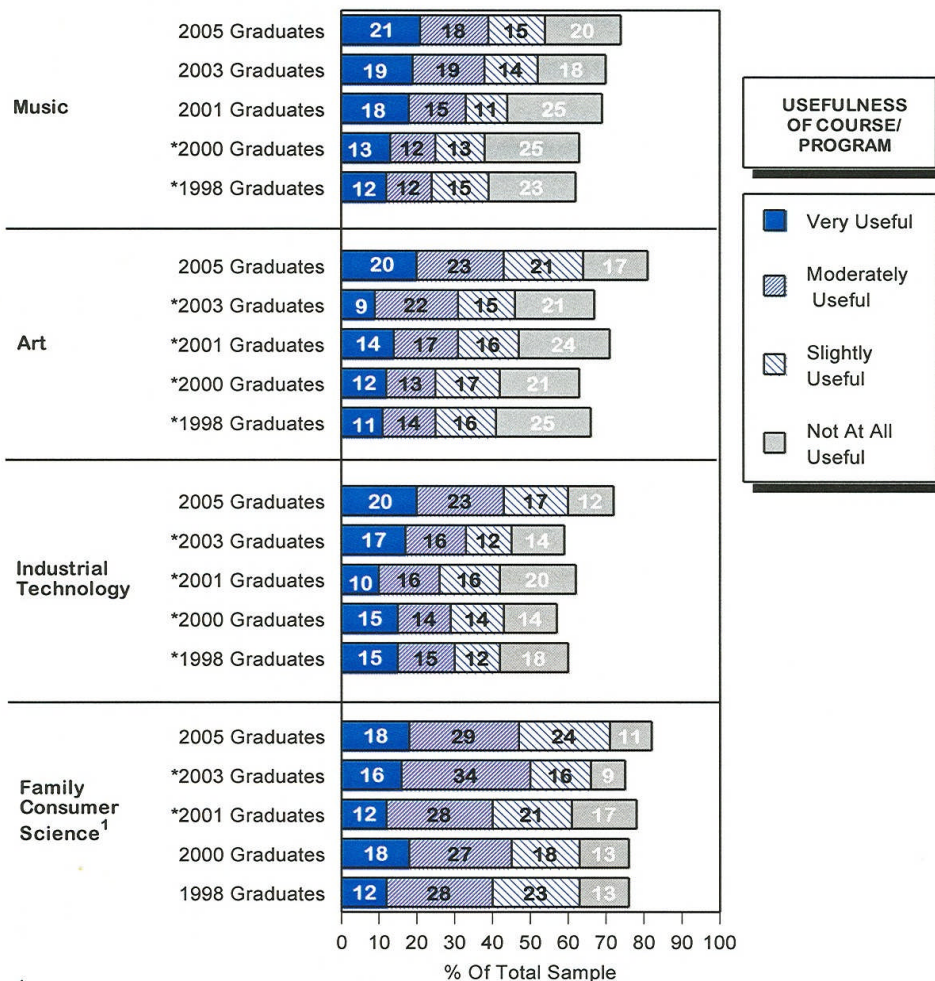
(Continued)

* Statistically significant differences versus 2005 at the 95% confidence level.
Total sample for 2005 Graduates = 400, 2003 Graduates = 300, 2001 Graduates = 302,
2000 Graduates = 300, and 1998 Graduates = 303.
Distance from end of bars to 100% = "Don't Know"/"Not Applicable."

Figure 11 (Continued)

**USEFULNESS OF 13 MILLARD HIGH SCHOOL COURSES
IN PREPARING STUDENTS FOR CURRENT EDUCATIONAL
OR OCCUPATIONAL SITUATION**

• Study Wave Comparisons •
(Base: Total Sample)



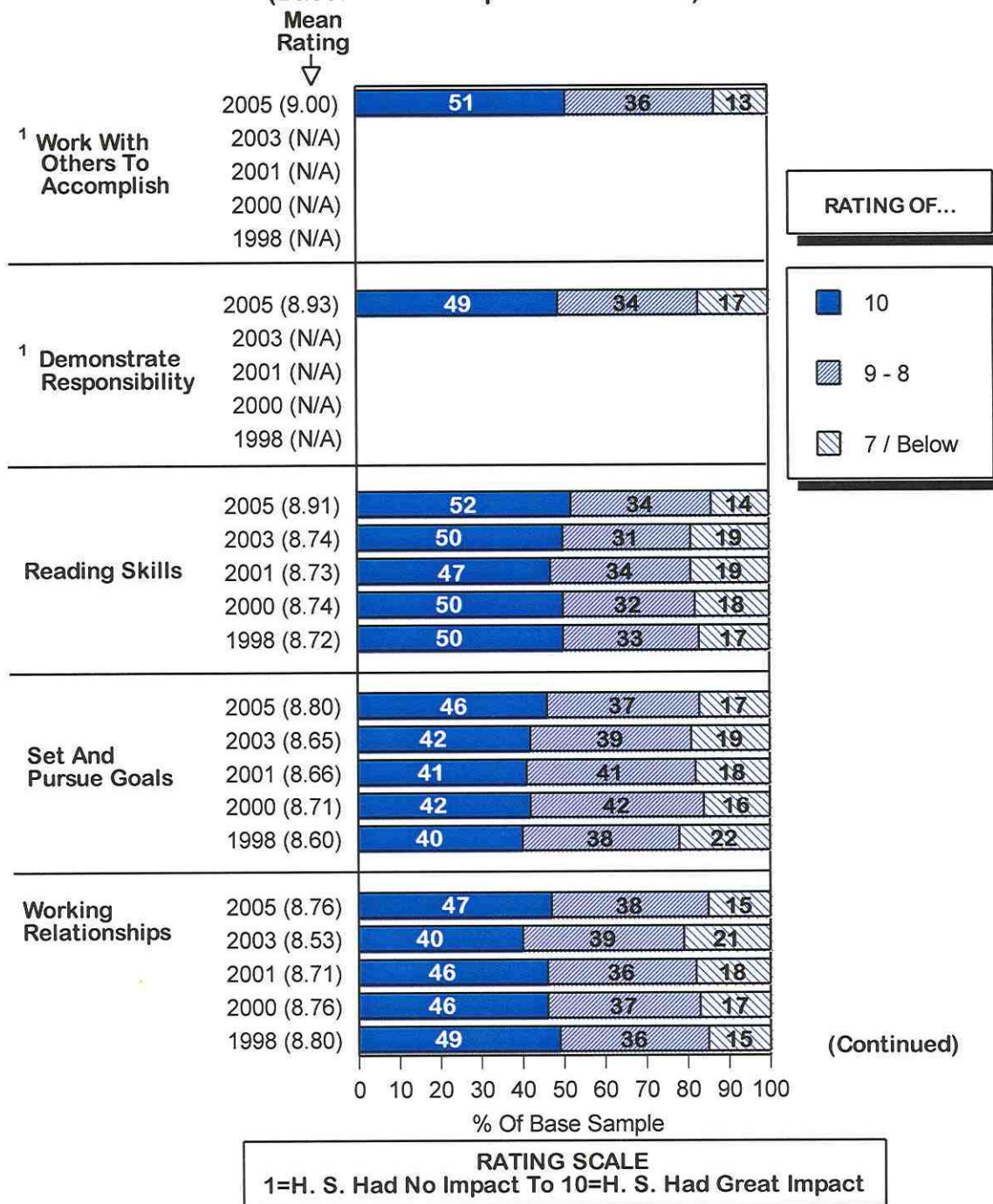
¹ Home Economics.

* Statistically significant differences versus 2005 at the 95% confidence level.
Total sample for 2005 Graduates = 400, 2003 Graduates = 300, 2001 Graduates = 302,
2000 Graduates = 300, and 1998 Graduates = 303.
Distance from end of bars to 100% = "Don't Know"/"Not Applicable."
(Reference: Q15A-M)

Figure 10

IMPACT RATINGS FOR MILLARD HIGH SCHOOLS IN HELPING STUDENTS ACHIEVE 15 GOALS

• Study Wave Comparisons •
(Base: Total Sample Able To Rate)



¹ Item added in 2006 study.

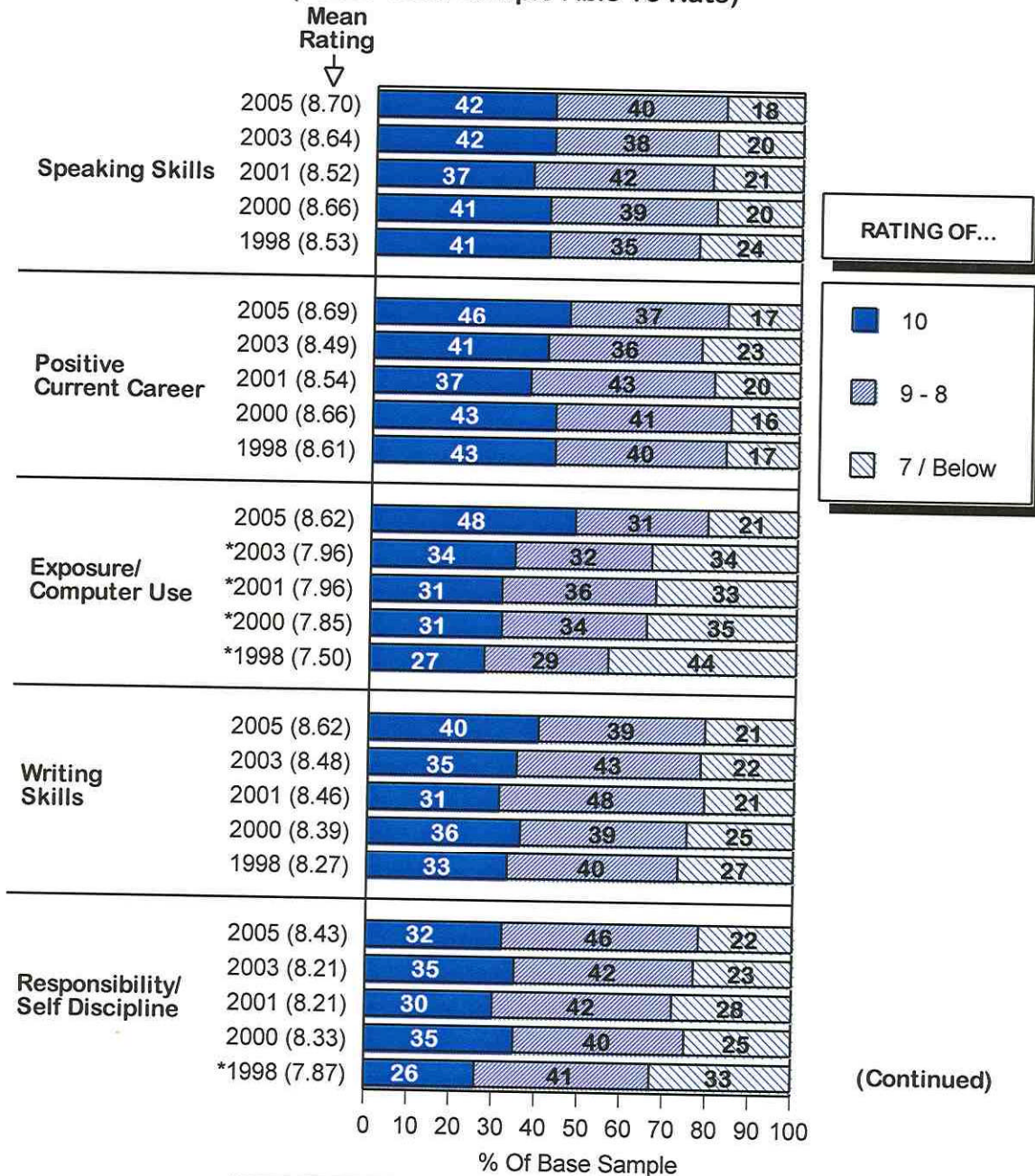
* Statistically significant difference versus 2005 graduates at the 95% confidence level.

Figure 10 (Continued)

IMPACT RATINGS FOR MILLARD HIGH SCHOOLS IN HELPING STUDENTS ACHIEVE 15 GOALS

• Study Wave Comparisons •

(Base: Total Sample Able To Rate)



(Continued)

RATING SCALE
1=H. S. Had No Impact To 10=H. S. Had Great Impact

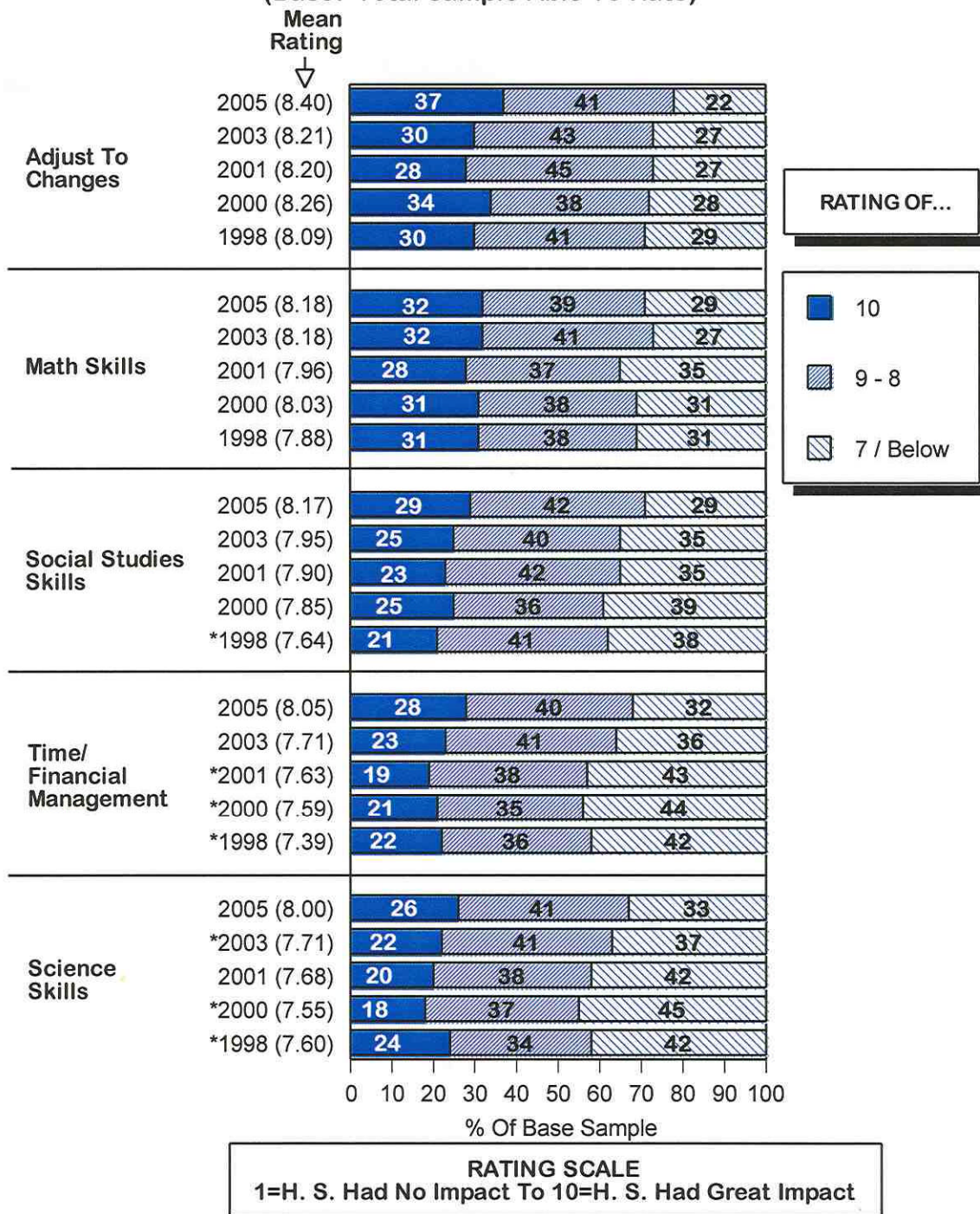
* Statistically significant difference versus 2005 graduates at the 95% confidence level.

Figure 10 (Continued)

IMPACT RATINGS FOR MILLARD HIGH SCHOOLS IN HELPING STUDENTS ACHIEVE 15 GOALS

• Study Wave Comparisons •

(Base: Total Sample Able To Rate)



* Statistically significant difference versus 2005 graduates at the 95% confidence level. (Reference: Q14A-O)

AGENDA SUMMARY SHEET

Agenda Item: Exiting Senior Survey Report – Class of 2006

Meeting Date: October 16, 2006

Department: Educational Services

Title and Brief Description:

Class of 2006, Exiting Senior Survey - Nebraska Dept. of Education, Rule 10 requires a follow-up study of district graduates every three years. The Carl T. Perkins Career and Technical Education Act also requires us to collect, analyze and report information relating to employability skills and the importance of vocational and technical education to graduates' postgraduate career and educational goals. As a response to these multiple needs, the district surveys exiting seniors annually.

Action Desired: Receive the report

Background: Every graduating senior is asked to participate in this exit survey.

This is one of a trio of surveys of graduates that the district uses. The remaining two surveys are conducted by Wiese Research Associates using random samples of graduates. A postgraduate survey is conducted every year. Some surveys, including one this past summer, are done one year after graduation, but in 2000, 2003, and 2005 the Wiese surveys were done with random samples of graduates five years after their graduation.

Options/Alternatives


Considered: Continue to survey exiting seniors annually.

Recommendations: Receive the report. We recommend that the questions be changed for future surveys of exiting seniors to allow us to further assess their perceptions of their high school years.

Responsible

Persons: Dr. Martha Bruckner, Dr. Judy Porter, and Deb Ady

Superintendent's Signature: _____



(Signature)

Summary of 2006 Graduating Seniors Exit Survey

From which Millard High School are you graduating?

School	Number of Responses	Percent of graduates
NHS	533	91.1%
SHS	389	81.0%
WHS	434	93.9%
No Building Ident.	21	

Are you scheduled to graduate with your class?

School	Yes	No
MLC	24	7
NHS	525	8
SHS	377	12
WHS	423	9

Did you attend the Millard Learning Center (MLC) at any time while in high school in Millard?

School	Yes	No
MLC	30	1
NHS	20	510
SHS	27	361
WHS	25	407

How many years did you attend a Millard High School?

	Attended 1 year	2 years	3 years	4 years
All schools	54	58	81	1163

Overall, what has been the major emphasis of the high school courses you have taken in Millard?

School	College Prep	General Ed.	Both	Not Sure	Total
MLC	4 (13%)	13 (42%)	2 (6%)	12 (39%)	31
NHS	157 (29.5%)	129 (24%)	199 (37%)	47 (9%)	532
SHS	84 (21.6%)	113 (29%)	145 (37%)	46 (12%)	388
WHS	116 (26.8%)	120 (28%)	148 (34%)	48 (11%)	432

Did you participate in any extra curricular activities such as sports, music, clubs, etc. while attending high school in Millard?

School	Yes	No
MLC	10	21
NHS	418	113
SHS	287	100
WHS	348	82

The percentage of students who participated in extra curricular activities was highest at West High at 80.9%. Among students from North High, 78.7% reported participating in activities, and at South High, 74.1% of those students who took the survey reported participating in activities. About half of the students who took the survey at the Millard Learning Center reported participating in extra-curricular activities.

Have you held a job while you attended a high school in Millard?

School	Yes	No
MLC	28	3
NHS	472	60
SHS	347	40
WHS	384	47

The vast majority (86.3%) of respondents report holding a job while attending high school.

If you answered yes to the question “Have you held a job while you attended a high school in Millard?” how many hours did you work per week while in high school?

All Schools	1 to 10 hours	11 to 20 hours	Over 20 hours	I don't know
	208	576	409	37

Among students who reported holding a job while in high school, 56.1% worked 20 hours a week or less, while 29.3% worked more than 20 hours a week.

Which of the following best describes where you see yourself a year from now?

School	Working full time (A)	Full time student (B)	Work full time/ Part time student (C)	Work part time/ Full time student (D)	Work part time/ Part time student (E)	Not Sure (F)
MLC	9	2	6	6	5	3
NHS	22	195	39	241	18	15
SHS	35	84	43	195	17	10
WHS	15	144	28	212	17	11

88.5% of all respondents expect to be in school at least part time a year after they graduate from high school.

If your response to the question “Which of the following best describes where you see yourself a year from now?” was A, C, D, or E, (see responses including working in the above question) what kind of work do you think you will be doing?

School	Training/ Internship	Temporary	Permanent Job	Military	Not Sure	Totals
MLC	2	3	7	3	16	31
NHS	77	142	38	14	94	365
SHS	37	131	54	14	86	322
WHS	38	165	29	10	68	310
Totals	154	441	128	41	264	1028
Percent of total	15%	43%	12%	4%	26%	

Do you feel you were adequately prepared by the Millard high school you have attended for entering the workforce, doing such things as being able to prepare résumés, complete job applications, interview for jobs, etc.?

School	Yes	No	Unsure	Totals
MLC	21	2	8	31
NHS	462	31	35	528
SHS	308	34	41	383
WHS	329	37	62	428
Totals	1120	104	146	1370
Percent of total	81.7%	7.5%	10.7%	

Do you feel you were adequately prepared to achieve your educational or training goals?

School	Yes	No	Unsure	
MLC	21	4	6	31
NHS	467	14	37	518
SHS	314	32	33	379
WHS	357	18	40	415
Total	1159	68	116	1343
Valid percent of total (80 answers missing or unreadable)	81.6%	4.6%	7.9%	

If you are planning on attending school either full or part time, what is the name of the school you plan to attend?

	UNO	UNL	MCC	I don't know yet	Other	Total
All schools	315	239	216	79	477	1326

Among these respondents, 58% plan to attend college in Omaha or Lincoln while slightly over one-third (36%) plan to attend an institution elsewhere.

My grade point average in high school was:

School	3.0 to 4.0+	2.0 to 2.99	Below 2.0	I don't know	Totals
MLC	3 (10%)	9 (29%)	6 (19%)	13 (42%)	31
NHS	319 (60%)	156 (29%)	15 (3%)	39 (7%)	529
SHS	222 (58%)	112 (29%)	10 (3%)	39 (10%)	383
WHS	285 (68%)	109 (26%)	9 (2%)	17 (4%)	420
Totals	829	386	40	108	1363
Percent of total	61%	28%	3%	8%	

Which descriptor best characterizes how much you applied yourself in high school?

School	None	Some	A Fair Amount	Very Much	I Don't Know	Total responses
MLC	1	7	7	10	6	31
NHS	16	69 (13%)	223 (42%)	211 (40%)	10	529
SHS	8	44 (11%)	172 (45%)	147 (38%)	13	384
WHS	15	61 (15%)	155 (37%)	171 (41%)	18	420
% of the Total for all schools	2.9 %	13 %	41.2 %	39.8 %	3.1 %	1364

61% of all students report earning a grade point average of 3.0 or higher, but only 39.8% report applying themselves “very much” during high school. Over half (54%) of the 2006 graduates report that they applied themselves only “some” or “a fair amount.” These results are consistent with the previous year’s results.

Indicate the impact your high school education has had in helping you attain or grow towards the following goals:

	Combined responses of very helpful and moderately helpful from all schools
Self Discipline	92.4%
Speaking	93.0%
Writing	92.2%
Science	87.1%
Soc. Studies	90.5%
Reading	90.1%
Work Relationships	94.9%
Adjust to Changes	93.1%
Use of Computer	93.4%
Manage Time/Money	90.9%
Career Goals	94.2%
Long Term Goals	92.4%

Below are some differences among the 2003, 2004, 2005 and 2006 Exiting Senior Survey Results.

Total number of responses:

2006 Graduates	2005 Graduates	2004 Graduates	2003 Graduates
1398	1273	1093	879

Reported grade point averages of respondents as percent of total responses:

	3.0 – 4.0+	2.0 to 2.99	Below 2.0	I don't know
2006 Grads	62%	27.1%	2.4 %	7.1%
2005 Grads	63.7%	26.3%	3.2%	6.9%
2004 Grads	62.8%	26.7%	4.0%	6.5%
2003 Grads	59.4%	31.7%	5.0%	3.0%

The percentage of students reporting a “Below 2.0” GPA indicating they would be part or full time students a year from taking the survey:

2006 Graduates	2005 Graduates	2004 Graduates	2003 Graduates
61.7 %	74.4%	70%	59.6%

Do you feel you were adequately prepared to achieve your educational or training goals?
(All grade-point averages combined)

	Yes	No	Unsure
2006 Graduates	81.6 %	4.6%	7.9%
2005 Graduates	80.9 %	5.8%	9.0%
2004 Graduates	78.4 %	9.1%	12.5%
2003 Graduates	72.2 %	12.6%	15.2%

Highlights from the Report

81.6% of all who completed the survey in 2006 said that they felt adequately prepared to achieve their educational goals. Only 4.8% of the respondents reported that they did not feel adequately prepared. The percent of students who felt adequately prepared to achieve their educational goals has increased every year, with the most substantial increase occurring between 2003 (72.2%) and 2004 (78.4%). The graduation requirements were increased for the graduates of 2004, and this sense of feeling adequately prepared to achieve educational goals could be in response to the corresponding increase in required course work.

Interestingly, in the survey conducted by Wiese Research one year after graduation, 98% of the class of 2005 report feeling adequately prepared to achieve their goals.

Over half of the students who completed the exit survey stated that they applied themselves only “some” or “a fair amount” while at the same time 61% of all students responding said that they earned a grade point average of 3.0 or higher.

75.5 % of the students reported that they participated in extra curricular activities.

Almost all of the graduating class expected to continue their education after high school. 95.2% of respondents with reported GPA's of 3.0 – 4.0+ predicted that they would be either full or part time students a year from taking the survey. Even among students with reported GPA's below 2.0, more than half (61.7 %) said that they would be either full or part time students a year from taking the survey.

The proportion of students with relatively low grade point averages who plan to continue their formal education after high school decreased this year, moving from nearly three-fourths in 2005 to less than two-thirds in 2006.