


**ACKNOWLEDGMENT OF RECEIPT
OF NOTICE OF MEETING**

The undersigned members of the Board of Education of Millard, District #017, Omaha, Nebraska, hereby acknowledge receipt of advance notice of a meeting of said Board of Education and the agenda for such meeting held at 7:00 P.M. on October 1 2007, at Don Stroh Administrative Center 5606 South 147th Street Omaha, NE 68137

Dated this 1st day of October, 2007.





Brad Burwell, President



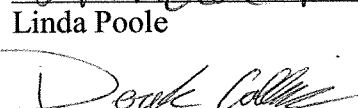
Jean Stothert, Vice President



Mike Kennedy, Secretary



Mike Pate, Treasurer


David M. Anderson


Linda Poole


Derek Collins – Millard North High School


Jessica Lamb – Millard South High School


Jill Hindmarsh – Millard West High School

**NOTICE OF MEETING
SCHOOL DISTRICT NO. 17**

Notice is hereby given of a Board of Education meeting of School District No. 17, in the County of Douglas, which will be held at 7:00 p.m. on **Monday, October 1, 2007** at 5606 South 147th Street, Omaha, Nebraska.

An agenda for such meetings, kept continuously current are available for public inspection at the office of the superintendent at 5606 South 147th Street, Omaha, Nebraska.

MIKE KENNEDY,
Secretary

9-28-07

**THE DAILY RECORD
OF OMAHA**

**RONALD A. HENNINGSSEN, Publisher
PROOF OF PUBLICATION**

UNITED STATES OF AMERICA, }
The State of Nebraska, } ss.
District of Nebraska, }
County of Douglas, }
City of Omaha, }

J. BOYD


being duly sworn, deposes and says that she is

LEGAL EDITOR

of **THE DAILY RECORD**, of Omaha, a legal newspaper, printed and published daily in the English language, having a bona fide paid circulation in Douglas County in excess of 300 copies, printed in Omaha, in said County of Douglas, for more than fifty-two weeks last past; that the printed notice hereto attached was published in **THE DAILY RECORD**, of Omaha, on _____

September 28, 2007

That said Newspaper during that time was regularly published and in general circulation in the County of Douglas, and State of Nebraska.



Publisher's Fee \$ 12.50
Additional Copies \$ _____
Total \$ 12.50

Subscribed in my presence and sworn to before me this _____ 28th day of

September 20 07

Mary H. Mosher
Notary Public in and for Douglas County,
State of Nebraska



BOARD OF EDUCATION MEETING

OCTOBER 1, 2007

NAME:

REPRESENTING:

Lauren Moser	SKUTT
Danyell Pacheco	SKUTT
SORAN Gordon	SKUTT
COTIE Schaefer	SKUTT
Philip WAT	MW
Rob	MW
Amanda Blossma	MW
Danae Albrecht	MW
Alyssa Miller	MW
Alex Bohan	MW
Jahl Nelson	MW
Danielle Rooney	SKUTT
Craig Herman	MW
MIKE BEUES	MW
Jacob Porto	MW
Joe Beues	elkhorn
Jake Beues	MW
Kelly Ecker	SKUTT
Emilee McNaughton	SKUTT
Wade Nettell	SKUTT
Beth Curry	College of Nursing
CHRIS INGRAM	UNMC LEADERSHIP

BOARD OF EDUCATION MEETING

OCTOBER 1, 2007

NAME:

REPRESENTING:

Monica Binnach	Millard West
Angela Griqqs	Leadership Academy - Reeder
Jill Hindmarsh	Millard West
Kaylee York	MW
Josh Clemons	MW
Bridget Agan	Millard South
Martasha Gronjdm	Millard South
Justine Rothbun	Millard S
Jody Sempck	Leadership Academy/Willowdale
Alex Zafizubal	MW
Ronda Brewer	Leadership Academy - West
Jessy Lamb	Millard South
Meghan & Chris Gonzales	Millard South (Barb Stuedemann)
Amanda Johansen	Millard West
Kayla Clark	Millard West
Jody Wieg	Millard North
Priscilla Thomas	MNS
Krista Hericks	Millard South
Amy Raismussen	Millard South
Jared Sweeney	MWHS
Angek Shipter	MSHS
Aok	MWEST

BOARD OF EDUCATION MEETING

OCTOBER 1, 2007

NAME:

REPRESENTING:

Jeanne Meyer	SLP- Dept
Jenny Wilson	Millard South- Science
Shirley [unclear]	millard south
Jenna Johnson	Millard West
Nick Hassler	Millard West
Take Ceyan	millard west
Brandon Smith	MW
Jaime Bizal	Leadership Academy / Reagan
Melanie Olson	Leadership Academy / Beadle
Christine Eisold	Leadership Academy / Reeder
Karen Scheef	Leadership Academy UNMC
Angela Sulley	UNMC
Barb Stuedemann	MSHS
Darrell "	MSHS
Michelle Klug	MSHS
Christine, Matt & Blake Kohler	Barb Stuedemann
Andrew Green	Millard West
Markus Medina	Leadership Academy #
Andrew Rinaldi	LA
Chad Nurfite	MSHS
Mary Fitzdorf	Stawley Oaks

BOARD OF EDUCATION MEETING

OCTOBER 1, 2007

NAME:

REPRESENTING:

Tori King and Pat Burkhardt	MS
Quentin Cottle & Jimmy Gordon	Stutt
Chris Tram	MWHS
Camden Stuthoff	MWHS
Stephanie Lewis	unmc
Kallie Roche	unmc
Melisa Friedenbach	unmc
Andrew Arvango	MWHS
Lisa Scheppers	Leadership Academy
Brent Schoder	Leadership Academy
Cathy Ketrone	MWHS
Sugar Thiessen	Leadership Academy
Justin Mackeely	WATTS
Eiri M Hughes	unmc
Teresa Bonghi	UNMC
Jenifer Nunnahay	unmc
Katrina Brodesen	MW
Jimmy	9th St Ballas
Taylor Knox	MW
Houston Coyle	MWHS
Jade Fearhart	MWHS

BOARD OF EDUCATION MEETINGOCTOBER 1, 2007NAME:REPRESENTING:

Nicholas Sauma	Skutt Skutt - Visitor
Daniel Sratman	Skutt - Visitor
Jackie Burkland	Leadership Academy/H.
Diane Decker	Clarkson College
Tony Dyer	Millard West - CIVICS
Cindy Menerdez	L.A.
Sara Laughli	Comme
Eric Grandgenett	Beadle / L.A.
Mary Starn	
Eric Starn	
Katie Carlson	
Anne Carlson	
Anna Hoenicke	
Daniel Twight	Millard West Civics
Ann Twight	Millard West
Brian Logan	South
Sam Mangiameli	MS
Mary Walsh	MS
Derek Fetherkile	MS
Tyler Wertheim	MLW
Tyler Schmitt	MLW



BOARD OF EDUCATION
MEETING



OCTOBER 1, 2007

BOARD OF EDUCATION
MILLARD PUBLIC SCHOOLS
OMAHA, NEBRASKA

2

BUSINESS MEETING
7:00 P.M.

STROH ADMINISTRATION CENTER
5606 SOUTH 147th STREET
OCTOBER 1, 2007

AGENDA

A. Call to Order

The Public Meeting Act is posted on the Wall and Available for Public Inspection

B. Pledge of Allegiance

C. Roll Call

D. Public Comments on agenda items - This is the proper time for public questions and comments on agenda items only. Please make sure a request form is given to the Board President before the meeting begins.

E. Routine Matter

1. *Approval of Board of Education Minutes – September 17, 2007
2. *Approval of Bills
3. *Receive the Treasurer's Report and Place on File

F. Information Items

1. Employees of the Month
2. Superintendent's Comments
3. Board Comments/Announcement
4. Report from Student Representatives

G. Unfinished Business:

H. New Business:

1. Reaffirm Policy 6025 – Curriculum, Instruction, and Assessment – Instructional Hours
2. Reaffirm Policy 6305 – Curriculum, Instruction, and Assessment – Annual Performance Report
3. Reaffirm Policy 6620 – Curriculum, Instruction, and Assessment – Fire Instruction and Prevention
4. Approval of Rule 6700.6 – Curriculum, Instruction, and Assessment – Extracurricular School Sponsored Clubs and Activities and Interscholastic Athletics and Activities (Travel and Trips)
5. Appointment of Committee to Name Non-Traditional High School
6. Approval of Personnel Actions: Resignation(s)

I. Reports

1. Enrollment Report
2. Summer School Report
3. Exiting Senior Survey 2007
4. Five Year Post Graduate Report
5. Report on School Calendar

J. Future Agenda Items/Board Calendar

1. National Federation of Urban Suburban School Districts Conference October 7-10, 2007 in Charleston, West Virginia
2. NASB Area Membership Meeting on Wednesday, October 10, 2007 at Quarry Oaks at 5:30 p.m.

3. Board of Education Meeting on Monday, October 15, 2007 at 7 p.m. at the Don Stroh Administration Center, 5606 South 147th Street.
4. PTO Meeting on Tuesday, October 16, 2007 at 7 p.m. at the Don Stroh Administration Center, 5606 So. 147th Street
5. Board of Education Meeting on Monday, November 5, 2007 at 7 p.m. at the Don Stroh Administration Center, 5606 South 147th Street
6. Committee of the Whole Meeting on Monday, November 12, 2007 at 7 p.m. at the Don Stroh Administration Center, 5606 South 147th Street
7. NASB State Education Conference November 14-16, 2007 at the Holiday Inn Central
8. Board of Education Meeting on Monday, November 19, 2007 at 7 p.m. at the Don Stroh Administration Center, 5606 South 147th Street
9. PTO Meeting on Tuesday, November 27, 2007 at 7 p.m. at the Don Stroh Administration Center, 5606 South 147th Street
10. Board of Education Meeting on Monday, December 3, 2007 at 7 p.m. at the Don Stroh Administration Center, 5606 South 147th Street
11. Committee of the Whole Meeting on Monday, December 10, 2007 at 7 p.m. at the Don Stroh Administration Center, 5606 South 147th Street
12. Board of Education Meeting on Monday, December 17, 2007 at 7 p.m. at the Don Stroh Administration Center, 5606 South 147th Street

K. Public Comments - This is the proper time for public questions and comments on any topic. Please make sure a request form is given to the Board President before the meeting begins.

L. Adjournment

All items indicated by an asterisk (*) will comprise the Consent Agenda and may be acted on in a single motion. Items may be deleted from the Consent Agenda by request of any board member.

.BOARD OF EDUCATION
MILLARD PUBLIC SCHOOLS
OMAHA, NEBRASKA

4

BUSINESS MEETING
7:00 P.M.

STROH ADMINISTRATION CENTER
5606 SOUTH 147TH STREET
OCTOBER 1, 2007

ADMINISTRATIVE MEMORANDUM

A. Call to Order

The Public Meeting Act is posted on the Wall and Available for Public Inspection

B. Pledge of Allegiance

C. Roll Call

D. Public Comments on agenda items - This is the proper time for public questions and comments on agenda items only. Please make sure a request form is given to the Board President prior to the Meeting.

*E.1. Motion by _____, seconded by, _____, to approve the Board of Education Minutes – September 17, 2007. (See enclosure.)

*E.2. Motion by _____, seconded by _____, to approve the bills.

*E.3. Motion by _____, seconded by _____, to receive the Treasurer's Report and Place on File. (See enclosure.)

F.1. Employees of the Month

F.2. Superintendent's Comments

F.2. Board Comments/Announcements

F.4. Report from Student Representative

H.1. Motion by _____, seconded by, _____, to reaffirm Policy 6025 – Curriculum, Instruction, and Assessment – Instructional Hours. (See enclosure.)

H.2. Motion by _____, seconded by, _____, to reaffirm Policy 6305 – Curriculum, Instruction, and Assessment – Annual Performance Report. (See enclosure.)

H.3. Motion by _____, seconded by, _____, to reaffirm Policy 6620 – Curriculum, Instruction, and Assessment – Fire Instruction and Prevention. (See enclosure.)

H.4. Motion by _____, seconded by, _____, to approve Rule 6700.6 – Curriculum, Instruction, and Assessment – Extracurricular School Sponsored Clubs and Activities and Interscholastic Athletics and Activities (Travel and Trips). (See enclosure.)

H.5. Motion by _____, seconded by, _____, to appoint Brad Burwell, Jean Stothert and Dave Anderson to name the new non-traditional high school.

October 1, 2007

Page 2

H.6. Motion by _____, seconded by _____, to approve Personnel Action: Resignation. (See enclosure.)

I. Report

1. Enrollment Report
2. Summer School Report
3. Exiting Senior Survey 2007
4. Five Year Post Graduate Report
5. Report on School Calendar

J. Future Agenda Items/Board Calendar.

1. National Federation of Urban Suburban School Districts Conference October 7-10, 2007 in Charleston, West Virginia
2. NASB Area Membership Meeting on Wednesday, October 10, 2007 at Quarry Oaks at 5:30 p.m.
3. Board of Education Meeting on Monday, October 15, 2007 at 7 p.m. at the Don Stroh Administration Center, 5606 South 147th Street.
4. PTO Meeting on Tuesday, October 16, 2007 at 7 p.m. at the Don Stroh Administration Center, 5606 So. 147th Street
5. Board of Education Meeting on Monday, November 5, 2007 at 7 p.m. at the Don Stroh Administration Center, 5606 South 147th Street
6. Committee of the Whole Meeting on Monday, November 12, 2007 at 7 p.m. at the Don Stroh Administration Center, 5606 South 147th Street
7. NASB State Education Conference November 14-16, 2007 at the Holiday Inn Central
8. Board of Education Meeting on Monday, November 19, 2007 at 7 p.m. at the Don Stroh Administration Center, 5606 South 147th Street
9. PTO Meeting on Tuesday, November 27, 2007 at 7 p.m. at the Don Stroh Administration Center, 5606 South 147th Street
10. Board of Education Meeting on Monday, December 3, 2007 at 7 p.m. at the Don Stroh Administration Center, 5606 South 147th Street
11. Committee of the Whole Meeting on Monday, December 10, 2007 at 7 p.m. at the Don Stroh Administration Center, 5606 South 147th Street
12. Board of Education Meeting on Monday, December 17, 2007 at 7 p.m. at the Don Stroh Administration Center, 5606 South 147th Street

K. Public Comments - This is the proper time for public questions and comments on any topic. Please make sure a request form is given to the Board President before the meeting begins.

L. Adjournment

All items indicated by an asterisk (*) will comprise the Consent Agenda and may be acted on in a single motion. Items may be deleted from the Consent Agenda by request of any board member.

MILLARD PUBLIC SCHOOLS
SCHOOL DISTRICT NO 17

A meeting was held of the Board of Education of the School District No. 17, in the County of Douglas in the State of Nebraska. This meeting was convened in open and public session at 7:00 p.m., Monday, September 17, 2007, at the Don Stroh Administration Center, 5606 South 147th Street.

PRESENT: Brad Burwell, Jean Stothert, Dave Anderson, Mike Pate, and Mike Kennedy

ABSENT: Linda Poole

Notice of this meeting was given in advance thereof by publication in the Daily Record on, September 14, 2007; a copy of the publication is being attached to these minutes. Notice of this meeting was given to all members of the Board of Education and a copy of their Acknowledgment of Receipt of Notice and the agenda are attached to these minutes. Availability of the agenda was communicated in advance notice and in the notice of the Board of Education of this meeting. All proceedings hereafter shown were taken while the convened meeting was open to the attendance of the public.

At 7:00 p.m. Brad Burwell called the meeting to order and announced that the public meeting act is posted on the wall and available for public inspection.

Roll call was taken and members present were: Brad Burwell, Jean Stothert, Mike Pate, Dave Anderson and Mike Kennedy. Absent was Linda Poole.

Motion by Mike Kennedy, seconded by Dave Anderson, to excuse Linda Poole from the meeting. Upon roll call vote, all members voted aye. Motion carried.

Comments from the Public: One Millard resident offered suggestions on how to reduce the budget.

An engineer with RDG Engineering read a letter that was sent to the District's attorney in regards to the land under development at 183 & Harrison and the fees the organization feels are the district's responsibility.

Another Millard resident expressed his concern about the site at 183rd & Harrison, what was going to happen to the Coventry development, and a concern regarding security, because of the non-traditional high school.

Motion by Mike Kennedy, seconded by Jean Stothert, to approve the Board of Education Minutes from September 4, 2007, to approve bills, and to receive the treasurer's report and place on file. Upon roll call vote, all members voted aye. Motion carried.

Jean Stothert summarized the Committee of the Whole meeting on Monday, September 10, 2007. The topics of discussion included the Non-Traditional High School and Strategy 7, Superintendent Goal #2 in regards to drugs and alcohol.

Superintendent's Report:

1. Reminder to board members that if they will be attending the NASB Area Membership Meeting on October 10th and NASB State Education Conference, to please let him know so registration can be sent it.
2. The next regular board meeting is Monday, October 1, 2007. Due to the NFUSSD Conference there will not be a committee meeting on October 8, 2007. A committee meeting could be held on Monday, October 22, 2007 if necessary.

Board of Education Minutes
September 17, 2007
Page 2

Board Comments:

Jean Stothert reported that the Metropolitan Area Boards of Education last meeting was canceled. The group is scheduled to meet during the NASB State Education Conference, and one topic of discussion will be about the future of the group.

Dave Anderson informed the board that he has been invited to come and tour Reagan Elementary on September 19th and Kiewit Middle School on September 20th.

Mr. Anderson said he will be attending the NFUSSD Conference, and the NASB State Education Conference.

Mike Kennedy complimented the elementary food service program at Abbott Elementary School. Many kids participated in the fruit and vegetable bars.

Brad Burwell reminded everyone about the dedication of Reagan Elementary on Sunday, September 30, 2007.

Mr. Burwell, Dr. Lutz and Ken Fossen met with Senator Ron Raikes a few weeks ago in regards to LB 641, and it evolved into discussion on spending, how the district would utilize LB641 as the district moves forward, the valuation of properties, which also led into his interest in the non-traditional school/career academies. Senator Raikes brought up that Millard was one of lowest spending districts in the metro area, and the valuation per student was actually lower than he thought it would be. It was a worthwhile meeting, because Senator Raikes learned something about the Millard Schools, and they learned something about Senator Raikes' implementation of LB641.

Jessica Lamb, student representative from Millard South High School, Jill Hindmarsh, student representative from Millard West High School, and Derek Collins, student representative from Millard North High School reported on the academic and athletic activities from each of their high schools.

Motion by Jean Stothert, seconded by Dave Anderson, that approval be given to the inclusion in the FYE08 Budget of the State Aid Levy Exclusion related to LB 898 (2002) in the amount of \$2,053,864.82 as certified by the Nebraska Department of Education. Upon roll call vote, all members voted aye. Motion carried.

Motion by Dave Anderson, seconded by Jean Stothert, that approval be given to increase the District's budget authority for FYE08 by the applicable allowable growth rate plus 1% as provided in *Neb. Rev. Stat.* §79-1029. Upon roll call vote, all members voted aye. Motion carried.

Motion by Jean Stothert, seconded by Dave Anderson, that the FYE08 Budget be adopted as submitted in the Revised Budget Summary and that such document be incorporated herein in its entirety by this reference. Upon roll call vote, all members voted aye. Motion carried.

Motion by Jean Stothert, seconded by Dave Anderson, that approval be given to the Resolution Regarding FYE08 Property Tax Requests as submitted and that such resolution be incorporated in its entirety into this motion. Upon roll call vote, all members voted aye. Motion carried.

Motion by Dave Anderson, seconded by Jean Stothert, to reaffirm Policy 2320 – Administration – Consultants. Upon roll call vote, all members voted aye. Motion carried.

Motion by Dave Anderson, seconded by Jean Stothert, that (1) the design concept and the education programs for the proposed non-traditional high school be approved as submitted, (2) that the location for such school be on the District's site at 208th and "Q" Streets, and (3) that the architect be authorized and directed to proceed with the design of the facility as proposed. Upon roll call vote, Dave Anderson, Mike Kennedy, Brad Burwell, and Jean Stothert voted aye. Mike Pate voted nay. Motion carried.

Reports reviewed included a Bond Construction Report and the ACT/SAT Report.

Future Agenda Items/Board Calendar: The Dedication of Reagan Elementary School will be held on Sunday, September 30, 2007 at 2:00 p.m. at 4440 South 198th Avenue. A Board of Education Meeting will be held on Monday, October 1, 2007 at 7 p.m. at the Don Stroh Administration Center, 5606 South 147th Street. The National Federation of Urban Suburban School Districts Conference will be held October 7-10, 2007 in Charleston, West Virginia. The NASB Area Membership Meeting will be held on Wednesday, October 10, 2007 at Quarry Oaks at 5:30 p.m. A Board of Education Meeting will be held on Monday, October 15, 2007 at 7 p.m. at the Don Stroh Administration Center, 5606 South 147th Street. A Board of Education Meeting will be held on Monday, November 5, 2007 at 7 p.m. at the Don Stroh Administration Center, 5606 South 147th Street. A Committee of the Whole Meeting will be held on Monday, November 12, 2007 at 7 p.m. at the Don Stroh Administration Center, 5606 South 147th Street. A Board of Education Meeting will be held on Monday, November 19, 2007 at 7 p.m. at the Don Stroh Administration Center, 5606 South 147th Street.

Brad Burwell adjourned the meeting.



SECRETARY

Millard Public Schools
October 1, 2007

Millard Public Schools

Check Register

10

Prepared for the Board Meeting of October 1, 2007

Check No	Vend No	Vendor Name	Amount
283286	134198	MELISSA K BYINGTON	175.00
283287	025455	COLLEGE BOARD	73.95
283290	133261	ANGELA M DIEHM	87.50
283292	033901	DOUGLAS COUNTY TREASURER	30.00
283294	133883	FESTIVAL OF BANDS	125.00
283297	099759	HOLIDAY INN OF KEARNEY	66.95
283298	099759	HOLIDAY INN OF KEARNEY	67.95
283300	065891	MODERN METHODS INC	22,220.00
283301	067666	NATIONAL COUNCIL TEACHERS ENGLISH	360.00
283302	068415	NEBRASKA COUNCIL OF SCHOOL	675.00
283303	068415	NEBRASKA COUNCIL OF SCHOOL	450.00
283304	130261	NEBRASKA SCHOOL TRANS. ASSOCIATION	35.00
283305	108325	NEBRASKA STATE BANDMASTERS ASSOC	125.00
283307	070810	OMAHA PUBLIC SCHOOLS	125.00
283308	071368	PETTY CASH/MILLARD NORTH	247.35
283309	135646	SIOUX CITY NORTH HIGH SCHOOL	100.00
283311	068878	UNIVERSITY OF NEBRASKA-LINCOLN	50.00
283312	134127	US POSTMASTER	10,000.00
283313	107354	STEPHEN W. VENTEICHER	1,187.50
283315	094245	WESTLAKE ACE HARDWARE INC	1,080.47
283316	098765	SECURITY BENEFIT LIFE INS CO	3,038.88
283317	013209	ART STUDIO CLAY COMPANY	422.86
283318	010083	ATS MOBILE TELEPHONE CO INC	131.67
283320	130674	BEADLE MIDDLE SCHOOL	50.00
283322	106110	BRAD BURWELL	56.18
283325	107454	CHRISTOPHER COLLING	181.25
283326	135304	CONFERENCE INCLUSIVE COMMUNITIES	1,500.00
283327	108436	COX COMMUNICATIONS INC	41,792.10
283328	033473	DIETZE MUSIC HOUSE INC	382.10
283329	033901	DOUGLAS COUNTY TREASURER	45.00
283330	134338	DEAN LOFTUS	750.00
283331	133553	LINDSAY FERGUSON	106.08
283332	131176	STEPHEN A. FERGUSON	106.08
283334	107432	GLENBROOK NORTH HIGH SCHOOL	425.00
283336	130085	CAROLYN A HANKE	115.11
283339	136296	MELISSA A HODDEL	536.33
283340	136324	HEV-OVERLAND PARK LTD	254.02
283341	132592	WILLIAM SPRAGUE, JR.	102.11
283342	136280	HYATT CORPORATION	448.02
283343	130542	J.M.KOPECKY & CO	2,857.00
283344	056724	KINKO'S	280.50
283347	058875	KELLY A LATIMER-BRIGGS	51.33
283348	135754	MICHAEL J LONGACRE	79.56
283349	134526	MECA	223.35
283352	100872	NEBRASKA LIBRARY COMMISSION	1,274.00
283353	107732	BRIAN L NELSON	375.00

Date: 9/26/07

Millard Public Schools

Check Register

11

Prepared for the Board Meeting of October 1, 2007

Check No	Vend No	Vendor Name	Amount
283354	106326	NILA J NIELSEN	53.10
283356	071190	OVERHEAD DOOR COMPANY OMAHA	632.10
283358	071515	PAINTIN PLACE CERAMICS INC	846.25
283360	071891	PAYFLEX SYSTEMS USA INC	5,632.77
283364	106416	RIFE CONSTRUCTION INC	21,341.90
283365	081630	SAM'S CLUB DIRECT	409.16
283367	098765	SECURITY BENEFIT LIFE INS CO	2,651.25
283368	098765	SECURITY BENEFIT LIFE INS CO	2,283.98
283371	090242	UNITED PARCEL SERVICE	312.50
283373	107354	STEPHEN W. VENTEICHER	325.00
283374	083340	VERNE SIMMONDS COMPANY	150.00
283375	092834	WALKER TIRE INC	255.95
283385	133030	AMERICAN EDUCATIONAL PRODUCTS LLC	337.70
283386	130704	AMERICAN PLASTIC	304.50
283387	069689	AMSAN LLC	307.89
283388	099646	BARNES & NOBLE BOOKSTORE	193.24
283389	131671	BRIGHT IDEAS	29.50
283390	099220	DICK BLICK CO	47.80
283391	052370	ECHO ELECTRIC SUPPLY CO	1,227.75
283392	038100	ELECTRIC FIXTURE & SUPPLY	697.34
283393	041100	FOLLETT LIBRARY RESOURCES	254.25
283395	133487	HARCOURT ASSESSMENT INC	356.97
283396	134010	IMMI	414.43
283397	100928	J.W. PEPPER & SON INC.	62.99
283398	133923	KUBAT PHARMACY/HEALTHCARE	2,200.00
283399	099217	LAKESHORE LEARNING MATERIALS	273.74
283400	059577	LINGUISYSTEMS, INC.	155.85
283401	F03009	MESSAGING ARCHITECTS	5,990.00
283402	065200	MIDWEST SHOP SUPPLIES INC	51.34
283403	063115	MULTI-HEALTH SYSTEMS	701.92
283404	130548	NCS PEARSON INC	254.75
283407	069936	NOVEL UNITS INC	31.75
283408	071138	ORIENTAL TRADING COMPANY	68.50
283409	072760	PITSCO INC	155.47
283410	072785	PLANK ROAD PUBLISHING INC	102.25
283411	101182	PROMACO INC	1,216.50
283412	100642	REALLY GOOD STUFF INC	783.78
283413	079055	RESEARCH PRESS CO	471.57
283415	130851	SEARCH INSTITUTE	700.00
283417	102264	SOFTWARE PLUS	275.00
283419	135614	ABCTEACH LLC	500.00
283420	010165	ABLENET INC	283.00
283421	109853	ACCESS ELEVATOR INC.	220.00
283422	130729	ACCONTEMPS	1,842.75
283423	010298	ACCU CUT SERVICES LLC	4.25
283424	010300	ACCURATE LOCKSMITHS, INC	88.00

Date: 9/26/07

Millard Public Schools

Check Register

12

Prepared for the Board Meeting of October 1, 2007

Check No	Vend No	Vendor Name	Amount
283425	010383	ACTION BATTERIES UNLIMITED INC	641.36
283426	133402	KAREN S ADAMS	23.77
283428	010808	AIR-SIDE COMPONENTS, INC.	60.00
283429	108351	AIRGAS NORTH CENTRAL INC	16.40
283430	133620	AKSARBEN PIPE & SEWER CLEANING LLC	266.00
283431	011051	ALL MAKES OFFICE EQUIPMENT	2,230.44
283432	131095	ALL THE WRITE NEWS INC.	68.00
283433	107651	AMAZON.COM INC	3,587.57
283434	134688	AMERICAN DISCOUNT AWARDS	150.15
283436	015449	AMERICAN SCHOOL BOARD JOURNAL	47.00
283437	133174	ENCOREONE LLC	2,720.00
283438	102430	AMI GROUP INC	520.00
283439	069689	AMSAN LLC	15,575.96
283440	012850	ANDERSON INDUSTRIAL ENGINES CO INC	304.48
283441	010112	ANDERSON ELECTRIC	128.00
283442	134041	MARTHA A ANDERSON	31.04
283443	134875	JEWISH FEDERATION OF OMAHA INC	40.00
283445	135051	APPLES & MORE A TEACHERS STORE	200.00
283446	106889	APPLIED INDUSTRIAL TECHNOLOGIES	45.62
283447	108092	MERRILL COMPANY	846.06
283448	106436	AQUA-CHEM INC	857.75
283449	013105	ARBOR SCIENTIFIC	59.59
283451	134235	SARAH A ASCHENBRENNER	56.75
283453	102840	ASSOCIATED FIRE PROTECTION	8,409.30
283454	133437	ASYST COMMUNICATIONS CO. INC.	570.00
283455	102237	AUTO STATION	2,466.06
283456	134545	VON A BACHLE	32.30
283457	109852	BAER SUPPLY	88.12
283458	132405	BAG 'N SAVE	67.45
283461	132001	BETH L BALKUS	23.28
283462	017876	BARCLAY SCHOOL SUPPLIES INC	50.28
283463	099646	BARNES & NOBLE BOOKSTORE	2,711.13
283464	132608	BARNES DISTRIBUTION	125.67
283465	017877	CYNTHIA L BARR-MCNAIR	218.93
283466	136333	HEATHER C BARRY	67.13
283467	017926	ROSEMARY W BARTA	65.72
283468	107979	LORI A BARTELS	257.05
283469	134739	MARGO BASSINGER	1,631.20
283470	099749	BAUDVILLE INC	96.55
283471	136272	BEAR CONSTRUCTION INC	650.00
283473	133910	ROSE M BERNSTEIN	26.44
283475	134945	NOLAN J BEYER	204.65
283476	019111	BISHOP BUSINESS EQUIPMENT	291.40
283477	134478	TIFFANY M BOCK SMITH	13.97
283478	130899	KIMBERLY M BOLAN	101.85
283479	101364	BOOKWORM	115.75

Date: 9/26/07

Millard Public Schools

Check Register

13

Prepared for the Board Meeting of October 1, 2007

Check No	Vend No	Vendor Name	Amount
283480	019559	BOUND TO STAY BOUND BOOKS INC	1,872.16
283481	132888	MICHELLE M BOYD	23.77
283482	019835	BOYS TOWN NATIONAL	1,580.58
283483	132699	FATHER FLANAGANS BOYS HOME	564.00
283484	019852	BRACKERS GOOD EARTH CLAYS INC	6,453.75
283486	019858	PEGGY A BRENDEL	124.00
283487	130576	PAMELA A BRENNAN	198.37
283488	102783	BRIGHT APPLE	277.12
283489	130303	BRODHEAD GARRETT	1,590.45
283491	108335	BUDGET RENT A CAR OF OMAHA	485.00
283492	132612	BUILDING COMPONENTS INC	250.00
283493	020550	BUREAU OF EDUCATION & RESEARCH	390.00
283494	135789	LINDA S BURKE	21.05
283495	136312	BRAD BURKLUND	832.86
283497	099431	BUSINESS MEDIA INC	7,349.50
283498	136315	COURTNEY BUSSEY	36.76
283499	131619	C E SUNDBERG CO	9.36
283500	023718	CALCULATORS, INC.	2,150.00
283501	136308	INTER STATE STUDIO & PUBLISHING CO	447.00
283502	054237	PIONEER LOCK CO INC	48.85
283503	136335	RYAN R CARLSON	40.00
283504	023970	CAROLINA BIOLOGICAL SUPPLY CO	2,620.96
283505	134141	CARROT TOP INDUSTRIES	240.55
283506	132428	JENNIFER M CARSON	9.70
283507	131158	CURTIS R CASE	92.64
283509	133589	CDW GOVERNMENT, INC.	653.00
283510	024270	CENTERING CORPORATION	56.75
283511	135648	SUSAN M CHADWICK	29.68
283512	131261	CHARACTER EDUCATION PARTNERSHIP	300.00
283513	132271	ERIK P CHAUSSEE	16.98
283514	024445	MARK C CHAVEZ	85.36
283515	135247	MARIELA J CHAVOYA	39.38
283516	024652	CHILDCRAFT EDUCATION CORP	875.16
283517	106851	CHILDREN'S HOME HEALTHCARE	5,422.50
283519	132581	CLARITUS	3,919.00
283520	132581	CLARITUS	988.00
283521	099222	CLASSROOMDIRECT.COM	823.63
283522	025235	DALE CLAUSEN	184.30
283523	136334	RUTH CLEMENS	23.64
283525	025454	COLLEGE BOARD-USE #025455	62.25
283526	025475	COLLEGIATE DIRECTORIES INC	73.90
283529	026057	CONTROL MASTERS INC	9,830.79
283530	132720	CONTROLTEMP INC	774.19
283533	027130	CRYSTAL PRODUCTIONS	704.00
283534	099957	CRYSTAL SPRINGS BOOKS	86.65
283535	027300	CUMMINS CENTRAL POWER LLC	6,602.03

Date: 9/26/07

Millard Public Schools

Check Register

14

Prepared for the Board Meeting of October 1, 2007

Check No	Vend No	Vendor Name	Amount
283537	108281	CHERYL CURTIS	159.22
283538	130900	CHERYL L CUSTARD	96.03
283539	130731	D & D COMMUNICATIONS	3,470.47
283541	132671	JEAN T DAIGLE	62.57
283542	131003	DAILY RECORD	37.50
283544	135099	HEATHER L DAUBERT	88.43
283545	032255	DAVIS PUBLICATIONS INC	1,710.62
283546	032246	PAMELA M DAVIS	23.28
283548	107469	DEFFENBAUGH INDUSTRIES	9,559.09
283549	032680	DELTA SYSTEMS COMPANY, INC.	287.15
283550	032800	DEMCO INC	1,953.84
283552	032872	DENNIS SUPPLY COMPANY	8,121.18
283553	136316	EVA DENTON	25.37
283554	133009	ROBERTA E DEREMER	14.21
283555	109850	DEX MEDIA EAST LLC	54.15
283556	099220	DICK BLICK CO	1,431.39
283557	132750	JOHN D DICKEY	65.57
283558	033473	DIETZE MUSIC HOUSE INC	2,535.34
283559	132669	DIGITAL DOT SYSTEMS INC	299.95
283560	131797	DIRECT ADVANTAGE	71.83
283561	099552	DISCOUNT SCHOOL SUPPLY	133.10
283565	134086	AMBER J DOOLITTLE	39.77
283566	135650	JAY R DOSTAL	29.55
283571	108120	DOUGLAS COUNTY SHERIFF	35,501.00
283572	132341	DOUGLAS/SARPY EXTENTION SERVICE	70.00
283573	135816	VITALIY I DOVGALYUK	173.48
283575	034109	DRUMMOND AMERICAN CORPORATION	170.52
283577	135760	SCOTT DUGDALE	6.89
283578	135689	SUSAN M DULANY	90.70
283579	034130	DUNHAM HARDWOOD INC	1,703.00
283581	036520	EASTERN NE HUMAN SERVICES AGENCY	6,900.00
283582	132240	EDUCATION LOGISTICS, INC	7,800.00
283583	036830	EDUCATION WEEK	149.88
283584	037400	EDUCATIONAL RESEARCH SERVICE	500.00
283585	037525	EDUCATIONAL SERVICE UNIT #3	2,311.72
283586	107980	EHLI'S DECORATING, INC.	2,380.44
283587	132892	PAMELA S EHLI	16.56
283588	133823	REBECCA S EHRHORN	476.37
283590	038100	ELECTRIC FIXTURE & SUPPLY	1,442.00
283591	038140	ELECTRONIC SOUND INC.	1,842.36
283592	135622	ELIZABETH CLAIRE INC	517.50
283594	131007	ELMAN & CO INC	1,554.60
283595	038217	WARREN K ELTISTE	150.35
283596	025611	ENVISION COMMUNICATIONS INC	250.00
283597	102791	ERIC ARMIN INC	54.60
283598	109066	TED H ESSER	197.49

Date: 9/26/07

Millard Public Schools

Check Register

15

Prepared for the Board Meeting of October 1, 2007

Check No	Vend No	Vendor Name	Amount
283599	038468	EVERBIND	318.17
283604	133565	STEVE FELICI	20.73
283605	040537	FERGUSON ENTERPRISES INC	424.10
283607	106956	FERRELLGAS	29.90
283608	136320	JOSHUA P FIELDS	38.80
283609	040830	FILMS FOR THE HUMANITIES & SCIENCES	60.95
283610	133919	FILTER SHOP INC	2,464.69
283611	134304	FIRST BANK RICHMOND, NA	1,824.10
283612	040902	FIRST NATIONAL BANK TRUST DEPT	500.00
283613	109855	SHANNON M FISCHER	32.25
283614	135647	LACHELLE FISCUS	22.12
283616	041086	FLINN SCIENTIFIC INC	136.57
283618	041098	FOLLETT EDUCATIONAL SERVICES	1,125.50
283619	041100	FOLLETT LIBRARY RESOURCES	3,751.70
283620	041146	KENNETH J FOSSEN	346.39
283623	135436	ERIC FRANCIS	350.00
283624	041461	SHARON A FREEMAN	170.24
283625	041530	SCHOOL SPECIALITY INC	955.52
283626	041543	AMY J FRIEDMAN	70.28
283627	043760	GALLUP ORGANIZATION	298.40
283628	131565	GARTNER & ASSOCIATES CO, INC.	20.86
283629	108300	MICHELE L GEHRINGER	212.00
283630	044050	GENERAL BINDING CORPORATION	34.02
283631	F03005	GENERAL STORAGE SYSTEMS	400.00
283632	133886	CHERYL V GERACE	13.19
283633	106660	GLASSMASTERS INC	1,212.50
283634	044891	GOPHER/PLAY WITH A PURPOSE	3,424.32
283635	044896	KAREN A GORDON	62.42
283636	044950	GRAINGER INDUSTRIAL SUPPLY	1,885.51
283637	044965	KATHERINE A GRAY	44.62
283638	099888	GRAYBAR ELECTRIC COMPANY INC	158.86
283639	130083	HARRY S GRIMMINGER	30.56
283640	135016	CANDRA R GUENTHER	150.35
283641	136321	LISA M GUINN	29.83
283642	101931	HANCOCK FABRICS	198.86
283643	131067	HANDWRITING WITHOUT TEARS	431.97
283644	133487	HARCOURT ASSESSMENT INC	1,368.19
283645	133487	HARCOURT ASSESSMENT INC	8,800.00
283646	047855	HARCOURT INC	71.95
283648	047855	HARCOURT INC	5,563.85
283649	056820	HARRY A KOCH COMPANY	7,801.00
283651	048200	HAUFF SPORTING GOODS COMPANY	978.56
283653	048465	WRS GROUP LTD	29.90
283654	048475	HEARTLAND FOUNDATION	4,050.00
283655	108273	MARGARET HEBENSTREIT PT	165.39
283656	048517	GREENWOOD PUBLISHING GROUP INC	1,851.80

Date: 9/26/07

Millard Public Schools

Check Register

16

Prepared for the Board Meeting of October 1, 2007

Check No	Vend No	Vendor Name	Amount
283657	048515	HELGET SAFETY SUPPLY INC	41.00
283659	108478	DAVID C HEMPHILL	30.31
283660	131713	DEBRA A HERICKS	21.83
283661	133186	JENNIFER HERZOG	140.00
283662	132423	HEWLETT PACKARD CO	4,894.39
283664	048710	HIGHSMITH COMPANY INC	776.42
283665	134441	ELAINE HILL	1,511.44
283666	048840	SUZANNE J HINMAN	291.34
283667	048845	CAMILLE H HINZ	27.65
283669	048940	HOB-LOB LIMITED PARTNERSHIP	26.32
283671	136338	JOHN K HOOD	37.35
283673	095520	LINDA D HORTON	89.73
283674	136336	VICTORIA L HOSKOVEC	31.54
283675	049650	HOUGHTON MIFFLIN COMPANY	42,954.03
283676	049715	HUMAN KINETICS	193.72
283677	101032	HUSKER MIDWEST PRINTING	444.15
283678	132878	HY-VEE (97TH & Q)	50.85
283679	133397	HY-VEE FOOD STORE (WELCH PLAZA)	2,140.01
283680	049851	HY-VEE FOOD STORE (132ND ST.)	1,242.38
283681	049850	HY-VEE FOOD STORE (OAKVIEW DR)	238.77
283682	049844	HYDRONIC ENERGY INC	15.00
283683	051573	IDEAL PURE WATER	25.00
283684	108348	INDEPENDENT SYSTEMS INC	128.00
283685	136349	SCOTT H INGWERSON	15.62
283686	131495	INSECT LORE	54.96
283687	102451	INTERNATIONAL BACCALAUREATE	525.00
283688	052150	INTERNATIONAL READING ASSOC	86.00
283689	102958	INTERSTATE ALL BATTERY CENTER	45.86
283690	101991	J.A. SEXAUER	114.71
283692	100928	J.W. PEPPER & SON INC.	3,188.94
283694	131157	CHRISTINE A JANOVEC-POEHLMAN	77.84
283695	054240	HANNELORE W JASA	213.16
283696	133037	JENSEN TIRE COMPANY	594.02
283698	135999	DESIREE K JOHN	89.82
283699	131367	AMANDA J JOHNSON	15.04
283700	054481	JERRILL B JOHNSON	142.35
283701	136317	KELLY L JOHNSON	57.23
283702	107905	MELINDA C JOHNSON	42.99
283703	059573	NANCY A JOHNSTON	148.35
283704	054630	JOHNSTONE SUPPLY	128.74
283705	020316	ALINE R JONES	19.06
283706	054640	JONES BARREL	210.00
283707	026300	JP COOKE COMPANY	124.62
283708	135815	KYLE A JURGENS	145.02
283711	101224	KAPCO	403.52
283713	134194	KARCHER FLOOR CARE INC	191.33

Date: 9/26/07

Millard Public Schools

Check Register

17

Prepared for the Board Meeting of October 1, 2007

Check No	Vend No	Vendor Name	Amount
283714	056237	KAYLORS SCHOOL & OFFICE SUPPLY INC	86.40
283715	132272	SUSAN L KELLEY	136.99
283716	056276	KELVIN ELECTRONICS	965.51
283717	056550	MARK LEVINE	242.00
283718	133973	KIDS ON THE MOVE INC	5,035.00
283719	056724	KINKO'S	6.26
283720	056770	BETTY H KLESITZ	51.90
283722	056913	RICHARD L KOLOWSKI	70.33
283723	131821	MARY E KOUBA	77.12
283724	132266	DAWN M KRONAIZL	15.52
283725	057683	JANET F KRUGER	51.04
283726	058740	LAB SAFETY SUPPLY INC	483.52
283727	058755	LAIDLAW TRANSIT INC	201,094.08
283728	099217	LAKESHORE LEARNING MATERIALS	3,633.26
283729	135257	LANGUAGE LINE SERVICES	62.29
283730	108450	JACEN D LEFHOLTZ	55.39
283732	106403	LESCO INC	66.76
283733	059470	LIEN TERMITE & PEST CONTROL INC	641.00
283734	059564	JOURNAL STAR PRINTING CO.	117.00
283735	059577	LINGUISYSTEMS, INC.	628.05
283736	059560	LINWELD INC	2,704.53
283737	135139	LOGAN CONTRACTORS SUPPLY	35.49
283738	133027	TRACY LOGAN	74.01
283739	060023	NEBRASKA SPORTS INDUSTRIES INC.	68.62
283740	131397	LOWE'S HOME CENTERS INC	437.80
283741	136319	ZACHARY B LOWE	59.66
283742	057770	LRP PUBLICATIONS INC	222.00
283743	060121	BRYAN A LUBBERS	16.49
283744	060125	LUCKS MUSIC LIBRARY INC	293.80
283745	136081	JOANN M LUTZ	28.18
283746	132802	M-F ATHLETIC CO.	426.50
283747	108106	LEANNA MACDONALD	657.83
283749	063920	MARCO PRODUCTS INC	158.95
283750	063783	MARKETING EDUCATION RESOURCE CENTER	99.68
283752	133201	DAWN M MARTEN	226.39
283753	064142	MASTER TEACHER	28.60
283754	108052	MAX I WALKER	1,102.60
283755	101129	MAYER JOHNSON LLC	99.00
283756	130467	MCCALL PATTERN COMPANY	40.00
283758	107470	MCGILL ASBESTOS ABATEMENT CO.	2,025.00
283759	063349	MCGRAW-HILL COMPANIES	31,175.95
283760	063361	ALBERT G MCKAIN	49.96
283761	099781	MCQUEENY LOCK COMPANY	4.80
283762	064260	MECHANICAL SALES INC.	3,211.66
283763	101274	MEDICAL TECHNOLOGIES INC	652.50
283764	121126	PATRICIA A MEEKER	80.07

Date: 9/26/07

Millard Public Schools

Check Register

18

Prepared for the Board Meeting of October 1, 2007

Check No	Vend No	Vendor Name	Amount
283765	133998	SUZANNE MELLIGER	25.00
283766	136314	KORRINDA MENDEZ	45.59
283767	135331	MENTORING MINDS LP	124.45
283768	064600	METAL DOORS & HARDWARE COMPANY INC	5,005.00
283771	133403	AMERICAN NATIONAL BANK	7,890.97
283772	102466	WYMAN L MARTINEK	139.48
283773	102870	MIDLAND COMPUTER INC	2,336.98
283774	064950	MIDWEST METAL WORKS INC	126.34
283775	064980	MIDWEST SOUND & LIGHTING INC	57.50
283776	065233	MIDWEST TURF & IRRIGATION INC	290.37
283777	065300	MILLARD DRYWALL SERVICES, INC.	428.55
283778	065400	MILLARD LUMBER INC	368.44
283779	065410	MILLARD SCHOOLS ADMINISTRATIVE	50.00
283780	131328	MILLER ELECTRIC COMPANY	1,065.00
283783	100316	MINDWARE	79.30
283785	134314	MOBILE COMMUNICATIONS	275.00
283786	065895	MODERN SCHOOL SUPPLIES INC	32.25
283787	131540	MONA LISA SOUND INC	356.65
283788	066075	MONTESSORI RESEARCH AND	394.90
283789	066078	MONTESSORI SERVICES	426.58
283790	066083	KAREN F MONTGOMERY	61.60
283791	133712	MURPHY TRACTOR & EQUIPMENT CO	461.57
283792	066580	MUSIC IN MOTION INC	26.90
283793	067030	CYNTHIA D NABITY	20.95
283794	133226	NAHPERD	270.00
283795	067000	NASCO	784.97
283796	103012	NATIONAL BUSINESS EDUCATION ASSOC	75.00
283797	067666	NATIONAL COUNCIL TEACHERS ENGLISH	60.00
283798	067751	NATIONAL GEOGRAPHIC SOCIETY	230.04
283799	067801	NATIONAL MIDDLE SCHOOL ASSOC	8.00
283800	132854	NATIONAL SAFETY COUNCIL	250.00
283801	067996	JOHN C NOWELL	876.70
283802	108416	WILLIAM B NATTERMANN	74.21
283803	130548	NCS PEARSON INC	3,283.50
283804	130548	NCS PEARSON INC	216.00
283805	131379	MARY L NEBE	17.85
283806	068334	NEBRASKA AIR FILTER INC	1,225.43
283807	068445	NEBRASKA FURNITURE MART INC	2,442.45
283808	068684	NEBRASKA SCIENTIFIC	420.21
283809	131476	NEBRASKA TURF PRODUCTS	240.00
283810	133989	NEBRASKA WORKFORCE DEVELOPMENT	300.00
283811	068954	NEFF COMPANY	237.41
283812	134798	NEW VISION COMUNICATIONS INC	6,045.00
283813	099737	NEWS BOWL	289.00
283814	131689	NEWS-2-YOU	129.00
283815	069099	CAROL C NEWTON	78.47

Date: 9/26/07

Millard Public Schools

Check Register

19

Prepared for the Board Meeting of October 1, 2007

Check No	Vend No	Vendor Name	Amount
283816	069561	LYNNE NEWVILLE	73.24
283817	108193	NFHS	230.00
283821	069675	NOBBIES INC	60.93
283822	106877	NORTH CENTRAL ASSOC COMMISSION	165.00
283824	131265	JILL M NUISMER	32.01
283825	069945	NUTS & BOLTS INC	41.39
283826	133368	KELLY R O'TOOLE	48.99
283827	050042	ANNE M OETH	158.98
283831	100013	OFFICE DEPOT BUS. SVCS. DIV.	6,257.46
283832	101147	OFFICE MAX #521	29.98
283833	107192	OH-K FAST PRINT	905.00
283834	070245	OHARCO DISTRIBUTORS	348.88
283836	070850	OMAHA SLINGS INC	36.92
283837	071024	OMAHA TRACTOR, INCORPORATED	10.95
283838	071040	OMAHA WINNELSON COMPANY	36.40
283839	071053	OMAHA WORLD HERALD (EDUC)	243.00
283840	133850	ONE SOURCE	3,559.00
283841	071138	ORIENTAL TRADING COMPANY	171.09
283842	132146	ORIZON CPAS LLC	1,060.00
283843	130092	MARY M OSTERLOH	47.24
283844	136310	OTICON INC	187.28
283845	107193	OTIS ELEVATOR COMPANY	1,415.90
283846	071190	OVERHEAD DOOR COMPANY OMAHA	126.00
283848	134636	JANIE L PAPP	52.87
283849	071623	PARAGON PRINTING, INC.	2,059.75
283850	071675	NIS INC	117.00
283851	071760	PATTON EQUIPMENT COMPANY INC	242.91
283852	071850	PAXTON PATTERSON	1,776.10
283853	071891	PAYFLEX SYSTEMS USA INC	5,856.90
283854	102047	PAYLESS OFFICE PRODUCTS INC	310.53
283855	131610	PATRICIA D BUFFUM	560.00
283856	071947	PAULA A PEAL	7.28
283858	082652	PEARSON EDUCATION	16,605.55
283859	099302	PEGLER-SYSCO FOOD SERVICE CO	404.55
283860	107783	HEIDI T PENKE	27.16
283861	134365	VICKY L PETERSON	205.64
283862	072400	PHI DELTA KAPPA	2,067.53
283863	130721	MARY J PILLE	122.71
283864	136268	PIONEER MANUFACTURING	350.40
283865	072760	PITSCO INC	736.63
283867	072785	PLANK ROAD PUBLISHING INC	161.60
283869	072900	POPPLERS MUSIC INC	212.70
283870	079051	POSITIVE PROMOTIONS INC	194.40
283871	131835	PRAIRIE MECHANICAL CORP	25,825.91
283872	073231	PRECISION INDUSTRIES, INC.	379.64
283873	109845	CHRISTINA PREUSS	22.22

Date: 9/26/07

Millard Public Schools

Check Register

20

Prepared for the Board Meeting of October 1, 2007

Check No	Vend No	Vendor Name	Amount
283874	101892	PRIDE HOME SERVICES INC.	1,873.00
283875	073427	PRO-ED INC	1,244.10
283877	131975	PROTECTION PRODUCTS INC.	957.95
283878	132713	PROTEX CENTRAL INC	3,245.00
283879	073040	PSI GROUP-OMAHA	20,000.00
283880	073840	PSYCHOLOGICAL ASSESSMENT	421.20
283881	135693	QUANTUM HEALTH PROFESSIONALS INC	8,057.50
283882	077750	QUILL CORP	44.99
283883	090673	QWEST	44.02
283884	099219	RADIOSHACK CORP	37.73
283885	109143	SANDRA L RALYA	16.01
283886	078390	RAND MCNALLY & COMPANY	12,605.04
283887	109810	BETHANY B RAY	134.35
283888	100642	REALLY GOOD STUFF INC	1,151.88
283889	135690	DEIDRE REEH	84.39
283891	078760	REGAL AWARDS, INC.	849.90
283892	134858	JENNIFER L REID	37.64
283893	078958	REMEDIA PUBLICATIONS	127.94
283894	109192	KIMBERLI R RICE	43.17
283896	136252	ROBERT HALF MANAGEMENT RESOURCES	10,400.00
283897	079310	ROCKBROOK CAMERA CENTER	224.50
283898	132334	CAROL A ROGERS	105.31
283899	134882	LINDA A ROHMILLER	23.47
283900	134081	EILEEN A RONCI	195.94
283901	079440	ROSENBAUM ELECTRIC INC	3,765.43
283902	072286	JEAN M RUCHTI	87.69
283903	130477	KATHRYN I RYAN	27.16
283904	101166	S & S WORLDWIDE INC	664.88
283905	101101	SAFETY KLEEN SYSTEMS INC	99.51
283906	081604	JEFFREY A SALBERG	36.38
283907	041500	SAMUEL FRENCH INC	142.49
283908	081695	SARGENT WELCH	162.39
283909	081725	KIMBERLEY K SAUM-MILLS	45.35
283910	081800	SAX ARTS & CRAFTS INC	1,388.78
283912	106432	KELLI J SCHINSTOCK	64.99
283913	134174	ELIZABETH M SCHMIDT	55.29
283914	082140	SCHOLASTIC MAGAZINES	649.92
283915	102278	SCHOOL DATEBOOKS INC	4,012.90
283916	082350	SCHOOL SPECIALTY INC	13.01
283917	135655	SCHOOL TRADITIONS LLC	577.89
283918	082370	SCHOOL-TECH, INC.	270.68
283919	082395	CLAUDIA K SCHULTE	96.03
283920	135960	COLETTE J SCHWEERS	60.14
283921	133443	CRISTINA SEABORN	41.00
283923	082905	KIMBERLY A SECORA	89.63
283924	098765	SECURITY BENEFIT LIFE INS CO	136,263.72

Date: 9/26/07

Millard Public Schools

Check Register

21

Prepared for the Board Meeting of October 1, 2007

Check No	Vend No	Vendor Name	Amount
283925	098765	SECURITY BENEFIT LIFE INS CO	3,038.88
283926	082910	SECURITY EQUIPMENT INC	2,963.43
283927	082941	KELLY M SELTING	111.55
283928	082960	SERVICE REPRODUCTION COMPANY	914.34
283930	133498	SHARED MOBILITY COACH INC	3,387.00
283931	109800	AMY L SHATTUCK	69.06
283932	130645	SHERWIN-WILLIAMS	441.89
283933	083188	SHIFFLER EQUIPMENT SALES, INC.	295.13
283934	131887	SIEMENS BUILDING TECHNOLOGIES INC.	116,565.00
283935	133575	SIGN SOLUTIONS INC	90.00
283936	083452	SIMPSON SUPPLY	616.07
283938	099592	SMILE MAKERS, INC.	64.85
283939	107093	CHARLENE S SNYDER	80.17
283940	102264	SOFTWARE PLUS	170,351.88
283941	067688	SOLUTION TREE LLC	31.45
283942	130722	LYON FINANCIAL SERVICES	2,810.37
283945	084081	SOUTH OMAHA TERMINAL WAREHOUSE CO	500.40
283946	109836	AMY ST AMOUR	77.12
283947	101378	STAFF DEVELOPMENT FOR EDUCATORS	368.00
283948	084415	STANDARD STATIONERY SUPPLY CO	2,444.00
283949	135211	KENNETH STOBBE	19.35
283950	133230	GLOBAL VIDEO LLC	107.34
283951	084930	SUPER DUPER INC	3,375.43
283952	102869	SUPER SAVER #20	762.75
283953	084959	JAMES V SUTFIN	178.62
283954	132417	JAMES D SWITZER	11.64
283955	088654	TARGET	831.06
283956	130127	TASA	973.08
283957	103050	DRAPHIX, LLC	931.74
283958	109041	AMERICAN EAGLE COMPANY INC	1,940.04
283959	132962	CHILDCRAFT EDUCATION CORPORATION	306.69
283960	088709	AMERICAN EAGLE COMPANY INC	806.21
283961	101393	GLOBAL VIDEO LLC	223.88
283962	133969	TENNANT SALES & SERVICE COMPANY	1,034.55
283963	102822	THERAPRO INC	182.32
283964	131159	JONATHON C THOMPSON	52.38
283965	108393	NANCY THOMPSON	375.00
283966	051572	THOMSON LEARNING	473.69
283967	107959	NANCY C THORNBLAD	93.46
283968	136300	THREE B'S SAW & TOOL INC	259.95
283969	089318	A GERALD TIEGER	34.48
283970	132140	TILT GOLF	183.00
283971	106807	JEAN M TOOHER	80.03
283972	089572	TOOL SHED INC	55.51
283973	132138	TOYOTA FINANCIAL SERVICES	463.42
283974	089587	TOYS FOR SPECIAL CHILDREN	199.90

Date: 9/26/07

Millard Public Schools

Check Register

22

Prepared for the Board Meeting of October 1, 2007

Check No	Vend No	Vendor Name	Amount
283975	106364	AMERICAN STANDARD INC	709.84
283976	107286	TRAVELERS	21,574.00
283977	089740	JEFFREY MEYERS	147.00
283978	102077	TRIDAQ INC	300.00
283979	107719	KIMBERLY P TRISLER	16.98
283980	106493	TRITZ PLUMBING, INC.	1,973.04
283981	136110	DONNA R TROMBLA	172.56
283982	134054	DAVIS EQUIPMENT CORPORATION	442.26
283983	135505	TY'S OUTDOOR POWER & SERVICE INC	46.69
283984	131819	JEAN R UBBELOHDE	181.88
283985	102846	ULTIMATE OFFICE INC	87.74
283986	090678	UNISOURCE	3,263.10
283987	090214	UNITED ELECTRIC SUPPLY CO INC	401.28
283988	109861	UNITED EQUIPMENT SERVICES CO INC	789.00
283989	134849	UNITED RENTALS INC	933.98
283990	090250	UNITED SEEDS INC.	480.00
283992	100096	UNIVERSITY OF NE AT LINCOLN	1,123.00
283994	090900	UNIVERSITY PUB, INC.	2,713.65
283995	090973	UPSTART	75.94
283997	090440	SPORT SUPPLY GROUP INC	436.30
283998	091040	VALENTINOS INC	208.63
283999	083340	VERNE SIMMONDS COMPANY	108.00
284000	136318	JENNIFER L VEST	110.63
284001	092323	VIRCO MANUFACTURING CORP	3,437.70
284002	102529	VOCATIONAL BIOGRAPHIES INC	296.25
284004	099379	WALL STREET JOURNAL	165.00
284005	093008	BARBARA N WALLER	61.11
284006	131112	LINDA WALTERS	32.69
284007	093650	WARD'S NATURAL SCIENCE INC	5,805.56
284008	136313	DARCY N WARNER	10.86
284009	093765	WATER ENGINEERING, INC.	4,104.84
284010	093976	WEEKLY READER CORPORATION	437.20
284011	093978	BECKY S WEGNER	133.86
284012	134943	JESSICA WELLS	13.73
284013	094174	WEST MUSIC COMPANY	506.06
284014	105619	WESTERN TRAILER LEASING INC	320.00
284016	094751	DEBBY A WHITAKER	173.63
284017	133663	HD SUPPLY CONSTRUCTION SUPPLY LTD	1,010.03
284018	079693	WILLIAM H SADLIER INC	423.36
284020	136322	TAMARA J WILLIAMS	175.28
284021	095157	JOAN C WILSON	15.81
284022	136323	STACIE A WITHERSPOON	166.36
284024	095349	WOODWIND & BRASSWIND OF SO BEND LLC	29.60
284025	130716	SUSAN J WOOSTER	58.30
284027	095416	WORLD RESEARCH COMPANY	220.00
284029	100578	WT COX SUBSCRIPTIONS INC	17,491.03

Date: 9/26/07

Millard Public Schools

Check Register

23

Prepared for the Board Meeting of October 1, 2007

Check No	Vend No	Vendor Name	Amount
284033	099212	ZANER BLOSER INC	544.56
284034	136043	YUAN S ZHEN	63.00
Total for GENERAL FUND			1,433,224.57
20688	136307	LUCAS PELSTER	30.38
20689	136306	COURTNEY K RIETZ	20.25
20690	094245	WESTLAKE ACE HARDWARE INC	17.98
20691	136279	MILLARD PUBLIC SCHOOL CLEARING ACCT	674.30
20692	010071	CALICO INDUSTRIES, INC.	430.76
20693	134552	CORPORATE EXPRESS	38.08
20694	032872	DENNIS SUPPLY COMPANY	720.15
20695	038140	ELECTRONIC SOUND INC.	797.00
20696	100013	OFFICE DEPOT BUS. SVCS. DIV.	213.81
Total for FOOD SERVICE			2,942.71
283323	054237	PIONEER LOCK CO INC	9.25
283344	056724	KINKO'S	18.00
283354	106326	NILA J NIELSEN	625.72
283359	071760	PATTON EQUIPMENT COMPANY INC	329.79
283418	010040	A & D TECHNICAL SUPPLY CO INC	42.30
283427	132882	PPE INC	1,899.00
283438	102430	AMI GROUP INC	1,192.50
283445	135051	APPLES & MORE A TEACHERS STORE	77.43
283452	136332	DEBRA J ASHMORE	79.31
283463	099646	BARNES & NOBLE BOOKSTORE	34.00
283480	019559	BOUND TO STAY BOUND BOOKS INC	11.13
283497	099431	BUSINESS MEDIA INC	745.00
283516	024652	CHILDCRAFT EDUCATION CORP	1,094.50
283527	130646	COMMONWEALTH ELECTRIC	3,662.00
283528	106902	COMMUNICATION SERVICES INC.	150.00
283529	026057	CONTROL MASTERS INC	64,252.00
283536	027345	CURRICULUM ASSOCIATES INC	130.90
283540	136087	D.R. ANDERSON CONSTRUCTORS CO	57,985.40
283543	134768	DARDEN-GLOEB-REEDER, INC.	990.00
283545	032255	DAVIS PUBLICATIONS INC	820.64
283556	099220	DICK BLICK CO	402.00
283558	033473	DIETZE MUSIC HOUSE INC	351.99
283560	131797	DIRECT ADVANTAGE	1,133.95
283561	099552	DISCOUNT SCHOOL SUPPLY	881.16
283562	135933	DKAH SERVICES CORP	50.00
283563	107232	DLR GROUP INC	750.00
283564	136245	DONOVAN PROPERTIES LLC	9,082.85
283593	136211	ELKHORN WEST CONSTRUCTION INC	4,360.00
283602	134722	JODI L FAWCETT	148.47
283619	041100	FOLLETT LIBRARY RESOURCES	317.46
283621	134070	HEATHER M FOSTER	60.76
283644	133487	HARCOURT ASSESSMENT INC	77.04

Date: 9/26/07

Millard Public Schools

Check Register

24

Prepared for the Board Meeting of October 1, 2007

Check No	Vend No	Vendor Name	Amount
283648	047855	HARCOURT INC	23,028.95
283652	108175	SHERRY A HAVRANEK	35.94
283668	136337	BROOKE HINZE	71.32
283669	048940	HOB-LOB LIMITED PARTNERSHIP	336.85
283679	133397	HY-VEE FOOD STORE (WELCH PLAZA)	285.81
283710	134774	BRANDI L KANNING	114.63
283712	056215	KAPLAN EARLY LEARNING CO	114.94
283728	099217	LAKESHORE LEARNING MATERIALS	172.07
283751	136246	PAUL J MARKLEY	36.76
283769	102139	METAL LOGOS AND MORE	2,146.00
283801	067996	JOHN C NOWELL	149.65
283819	106326	NILA J NIELSEN	337.79
283831	100013	OFFICE DEPOT BUS. SVCS. DIV.	878.97
283858	082652	PEARSON EDUCATION	5,370.72
283871	131835	PRAIRIE MECHANICAL CORP	14,295.00
283895	106416	RIFE CONSTRUCTION INC	2,650.00
283897	079310	ROCKBROOK CAMERA CENTER	199.99
283901	079440	ROSENBAUM ELECTRIC INC	248.00
283911	081880	SCHEMMER ASSOCIATES INC	54,439.26
283916	082350	SCHOOL SPECIALTY INC	245.10
283944	135543	DELORA K SORENSON	116.30
284003	092789	WALDINGER CORPORATION	6,680.00
284013	094174	WEST MUSIC COMPANY	1,859.69
284019	134846	JULIE M WILLIAMS	247.39
284026	095371	WORLD ALMANAC EDUCATION	299.95
284029	100578	WT COX SUBSCRIPTIONS INC	633.74
284033	099212	ZANER BLOSER INC	282.62
Total for SPECIAL BUILDING			267,041.99
283289	108436	COX COMMUNICATIONS INC	89.78
283405	134798	NEW VISION COMUNICATIONS INC	1,702.96
283497	099431	BUSINESS MEDIA INC	1,490.00
283528	106902	COMMUNICATION SERVICES INC.	4,862.63
283617	131555	FLOORS INC	4,400.00
283662	132423	HEWLETT PACKARD CO	1,488.00
283757	100944	MCDONALD & ASSOCIATES INC	237.50
283773	102870	MIDLAND COMPUTER INC	3,547.18
283854	102047	PAYLESS OFFICE PRODUCTS INC	10,262.00
283940	102264	SOFTWARE PLUS	119,368.00
Total for CONSTRUCTION			147,448.05
283288	106184	CONCORDIA UNIVERSITY	220.00
283291	135201	DOANE COLLEGE	330.00
283293	132341	DOUGLAS/SARPY EXTENTION SERVICE	174.00
283296	133449	CAROL S GROSETH	178.13
283306	130473	NEBRASKA WESLEYAN UNIVERSITY	330.00
283310	068840	UNIVERSITY OF NEBRASKA AT OMAHA	330.00

Date: 9/26/07

Millard Public Schools

Check Register

25

Prepared for the Board Meeting of October 1, 2007

Check No	Vend No	Vendor Name	Amount
283319	136330	MONICA M BAXTER	560.00
283321	020550	BUREAU OF EDUCATION & RESEARCH	390.00
283324	134811	CYNTHIA CARLSON	650.60
283333	136326	CHARLES R GILDERSLEEVE	250.00
283337	136331	LINDA HARTIN	255.00
283338	136327	PATRICK JOSEPH HOARTY	500.00
283345	136328	NICOLE LANUM	400.00
283350	065709	SHARRON A MILLSAP	244.68
283351	107416	NATIONAL GEOGRAPHIC SOCIETY	60.00
283355	107192	OH-K FAST PRINT	500.98
283357	136329	ISELA PADILLA	500.00
283361	135984	PATRICIA C PLACE	200.00
283363	135878	KRISTEN REEVES	800.00
283365	081630	SAM'S CLUB DIRECT	164.35
283366	130851	SEARCH INSTITUTE	3,350.00
283370	135408	JANICE D SORENSEN	275.27
283372	068839	UNIVERSITY OF NEBRASKA KEARNEY	1,278.00
283376	130851	SEARCH INSTITUTE	2,200.00
283406	069675	NOBBIES INC	189.80
283414	130851	SEARCH INSTITUTE	55.80
283416	083219	SHOPKO STORE #056	182.31
283439	069689	AMSAN LLC	121.77
283444	012989	APPLE COMPUTER, INC.	316.00
283450	136309	GOTCHA COVERED ENTERPRISES	494.00
283456	134545	VON A BACHLE	1,847.37
283463	099646	BARNES & NOBLE BOOKSTORE	610.44
283479	101364	BOOKWORM	600.62
283493	020550	BUREAU OF EDUCATION & RESEARCH	390.00
283497	099431	BUSINESS MEDIA INC	1,482.00
283516	024652	CHILDCRAFT EDUCATION CORP	75.31
283518	025100	CHRONICLE GUIDANCE PUBLISHING	249.70
283572	132341	DOUGLAS/SARPY EXTENTION SERVICE	90.00
283580	036510	EARLY CHILDHOOD TRAINING	150.00
283585	037525	EDUCATIONAL SERVICE UNIT #3	97.50
283600	133911	LORI EYTH	133.67
283606	100744	FERGUSON PUBLISHING COMPANY	481.45
283656	048517	GREENWOOD PUBLISHING GROUP INC	462.95
283658	135616	BAILEY HEMPHILL	162.00
283662	132423	HEWLETT PACKARD CO	95.00
283679	133397	HY-VEE FOOD STORE (WELCH PLAZA)	19.55
283681	049850	HY-VEE FOOD STORE (OAKVIEW DR)	96.76
283697	054430	JIST PUBLISHING	25.95
283709	056111	K MART STORE #7493	168.58
283727	058755	LIDLAW TRANSIT INC	183.43
283731	106469	LEGO EDUCATION NORTH AMERICA	818.55
283736	059560	LINWELD INC	1,803.00

Date: 9/26/07

Millard Public Schools

Check Register

26

Prepared for the Board Meeting of October 1, 2007

Check No	Vend No	Vendor Name	Amount
283748	065541	MAHONEY STATE PARK	210.56
283767	135331	MENTORING MINDS LP	146.65
283782	065709	SHARRON A MILLSAP	163.12
283784	136190	LILIANA J MIRANDA-ROBLES	446.89
283807	068445	NEBRASKA FURNITURE MART INC	430.50
283823	069936	NOVEL UNITS INC	114.91
283831	100013	OFFICE DEPOT BUS. SVCS. DIV.	78.75
283915	102278	SCHOOL DATEBOOKS INC	5,085.00
283922	130851	SEARCH INSTITUTE	1,650.00
283943	135408	JANICE D SORENSEN	101.45
283955	088654	TARGET	381.84
283972	089572	TOOL SHED INC	478.80
283991	068840	UNIVERSITY OF NEBRASKA AT OMAHA	23,114.60
283993	068840	UNIVERSITY OF NEBRASKA AT OMAHA	668.50
284015	134027	DAN A WHIPKEY	2,695.00
284031	136295	ARTHUR K YOUNG	64.00
Total for GRANT FUND			61,375.09
283285	134757	AFO LLC	92,079.00
283364	106416	RIFE CONSTRUCTION INC	11,905.00
283394	134306	FRUHAUF UNIFORMS INC.	98,182.50
283431	011051	ALL MAKES OFFICE EQUIPMENT	23.03
283496	133375	BUSINESS INTERIORS GROUP	7,616.00
283866	102047	PAYLESS OFFICE PRODUCTS INC	1,036.00
283994	090900	UNIVERSITY PUB, INC.	378.00
283996	090406	US ASPHALT COMPANY	4,000.00
Total for DEPRECIATION			215,219.53
283570	130908	DOUGLAS COUNTY SCHOOL DIST.28-0001	483,842.97
Total for INTERLOCAL FUND			483,842.97
283295	136251	CHESS INC	367.96
283299	049850	HY-VEE FOOD STORE (OAKVIEW DR)	240.75
283327	108436	COX COMMUNICATIONS INC	419.05
283335	136325	JESSE GRIGGS	50.00
283346	133206	MARK LARSON	91.50
283362	135643	AUSTIN PRATT	75.00
283369	132213	JEFF SIKORA	300.00
283386	130704	AMERICAN PLASTIC	318.00
283435	012050	AMERICAN LIBRARY ASSOCIATION	230.36
283459	136339	AIMEE BAKER	72.00
283460	135322	ALEXANDER BAKER	72.00
283472	134692	EMILY BENNETT	104.00
283474	134693	JADE BERTSCH	95.00
283485	136340	RYAN BRAY	72.00
283490	136341	RAYNEE BUCKLEY	72.00
283508	134694	MALINDA CAUDLE	96.00
283524	133861	MORGAN NICOLE COFFEY	47.50

Date: 9/26/07

Millard Public Schools

Check Register

27

Prepared for the Board Meeting of October 1, 2007

Check No	Vend No	Vendor Name	Amount
283531	135694	JUSTINE COOPER	72.00
283532	132170	CORMACI CONSTRUCTION INC	1,650.00
283574	135695	AMANDA D DOWNING	72.00
283576	135312	LACY DUCKWORTH	72.00
283599	038468	EVERBIND	475.20
283601	136342	KEVIN FALCK	96.00
283603	135766	KAITLYN FEDER	72.00
283615	135701	CHELSEA FISHER	96.00
283622	136343	VICTORIA FOX	104.00
283634	044891	GOPHER/PLAY WITH A PURPOSE	370.58
283650	134695	HALEY HATTER	8.00
283663	135702	KYLEE HIGGINSON	80.00
283670	135313	RACHEL HOGAN	72.00
283672	107925	KATIE HOOK	90.00
283693	136344	MARISSA JACOBSEN	96.00
283716	056276	KELVIN ELECTRONICS	117.72
283721	136126	JUSTIN A KOFOED	96.00
283768	064600	METAL DOORS & HARDWARE COMPANY INC	27.00
283781	135568	KIRSTEN MILLER	104.00
283807	068445	NEBRASKA FURNITURE MART INC	596.00
283818	136345	CHELSEA NIELSEN	48.00
283820	136346	JENNA NIETO	96.00
283831	100013	OFFICE DEPOT BUS. SVCS. DIV.	2.42
283835	136129	SARA OLTROGGE	66.00
283847	135697	JACOB PAASCH	72.00
283858	082652	PEARSON EDUCATION	198.38
283868	134705	CARLY POHLMAN	36.00
283876	073610	PROGRESS PUBLICATIONS	159.50
283888	100642	REALLY GOOD STUFF INC	131.32
283890	136347	DAVID CARL REERINK	96.00
283929	136348	ALEXANDRA J SETMAJER	56.00
283937	132994	BRITTANY ANNE SLINGWINE	70.00
283940	102264	SOFTWARE PLUS	53.00
284023	135714	ALEXIS WONG	104.00
284030	135390	CANDACE YONG	64.00
284032	135529	JANELLE ZACH	8.00
Total for ACTIVITY FUND			8,350.24
Report Total			2,619,445.15

September 26, 2007

TO: Board Members

FROM: Amy Friedman

RE: Employees of the Month

The Employees of the Month for October are Mary Strasil, special education resource teacher at Millard North High School and Barbara Stuedemann, special education resource paraprofessional at Millard South High School.

AF:sp

AGENDA SUMMARY SHEET

AGENDA ITEM: Reaffirm Policy 6025

MEETING DATE: October 1, 2007

DEPARTMENT: Educational Services

TITLE AND BRIEF DESCRIPTION: Policy 6025—Instructional Hours

ACTION DESIRED: Reaffirm Policy 6025

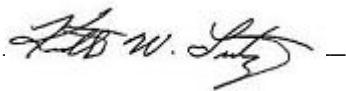
BACKGROUND: Policy 6025 Instructional Hours; Identifies statutory requirements for instructional hours.

RECOMMENDATIONS: Reaffirm Policy 6025

STRATEGIC PLAN REFERENCE: None

TIMELINE: Immediate implementation

RESPONSIBLE PERSON(S): Mark Feldhausen, Assoc. Supt.

SUPERINTENDENT'S APPROVAL:  —

BOARD ACTION:

Curriculum, Instruction and Assessment

Instructional Hours

6025

The Superintendent will ensure that all schools within the District shall meet the statutory requirements for annual instructional time of at least 400 hours for kindergarten, 1032 hours for students up through grade 8, and 1080 hours for students in grades 9 through 12.

When a school is dismissed for any reason such as tournaments or contests, parent/teacher conferences, funerals, parades, or school picnics, time shall not be counted in meeting the instructional hour school year requirement. Time scheduled for the school lunch period shall not be counted in meeting the school year requirements.

Legal Reference: Neb. Rev. Stat. § 79-211
Neb. Rev. Stat. § 79-212
Title 92, Nebraska Administrative Code, Chapter 10

AGENDA SUMMARY SHEET

AGENDA ITEM: Reaffirm Policy 6305

MEETING DATE: October 1, 2007

DEPARTMENT: Educational Services

**TITLE AND
BRIEF DESCRIPTION:** Policy 6305—Annual Performance Report

ACTION DESIRED: Reaffirm Policy 6305

BACKGROUND: Policy 6305—Annual Performance Report; Identifies Rule 10 requirements for annual performance report.

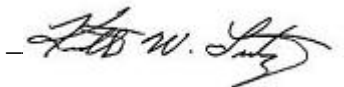
RECOMMENDATIONS: Reaffirm Policy 6305

STRATEGIC PLAN REFERENCE: None

TIMELINE: Immediate implementation

RESPONSIBLE PERSON(S): Mark Feldhausen, Assoc. Supt.

SUPERINTENDENT'S APPROVAL:



BOARD ACTION:

Curriculum, Instruction, and Assessment

Annual Performance Report

6305

The Superintendent and Board of Education believe that accountability to the residents of the school community is essential. To that end, the staff shall periodically assess and report student progress toward the accomplishment of goals. The results shall be used to plan and make needed changes so as to improve instruction for all students.

The Superintendent will ensure that an annual performance report is prepared and distributed to the residents of the District. Elements of the report shall include, but not be limited to, student academic performance, school system demographics, and financial information.

Legal Reference: Title 92, Nebraska Administrative Code, Chapter 10

AGENDA SUMMARY SHEET

AGENDA ITEM: Reaffirm Policy 6620

MEETING DATE: October 1, 2007

DEPARTMENT: Educational Services

TITLE AND BRIEF DESCRIPTION: Policy 6620—Fire Instruction and Prevention

ACTION DESIRED: Reaffirm Policy 6620

BACKGROUND: Policy 6620—Fire Instruction and Prevention; Identifies statutory requirements for fire instruction and prevention and the observance of State Fire Day.

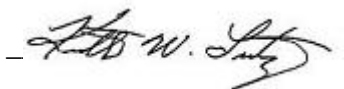
RECOMMENDATIONS: Reaffirm Policy 6620

STRATEGIC PLAN REFERENCE: None

TIMELINE: Immediate implementation

RESPONSIBLE PERSON(S): Mark Feldhausen, Assoc. Supt.

SUPERINTENDENT'S APPROVAL:



BOARD ACTION:

Curriculum, Instruction, and Assessment**Fire Instruction and Prevention****6620**

State Fire Day shall be observed by District schools with exercises appropriate to the subject and the day. The second Friday in May is State Fire Day.

District schools shall provide regular periods of instruction in the subject of fire dangers and in methods of fire prevention.

Legal References: Neb. Rev. Stat. § 79-705
Neb. Rev. Stat. § 79-706
Neb. Rev. Stat. § 81-527

Enclosure
October 1, 2007

AGENDA SUMMARY SHEET

AGENDA ITEM: Revision of Rule 6700.6; Curriculum, Instruction, and Assessment; Extracurricular School Sponsored Clubs and Activities and Interscholastic Athletics and Activities (Travel and Trips)

MEETING DATE: Monday, October 1, 2007

DEPARTMENT: Athletics and Activities

TITLE AND BRIEF DESCRIPTION: Revision of Rule 6700.6. To provide clarity as to what information the school needs if a person other than a student's parent/legal guardian is retrieving that student upon arrival back at the school.

ACTION DESIRED: Approval X

BACKGROUND: As presently worded, section V, letter F, number 4 does not make reference to persons other than parents/legal guardians who will be picking up the students after the team or club gets back to the school. In the past we have interpreted this section, letter, and number as possessing the suggested revision. We want to add the suggested revision at this time so that the interpretation is no longer needed as the rule clearly states what we require.

OPTIONS/ALTERNATIVE CONSIDERATIONS: Without the suggested revision, the statement in the section, letter, and number does not make sense, given what we seek from the statement.


RECOMMENDATIONS: Approval (for clarity)

STRATEGIC PLAN REFERENCE: N/A

IMPLICATIONS OF ADOPTION OR REJECTION: Without the suggested revision, the statement in the section, letter, and number does not make sense, given what we seek from the statement.

TIME LINE: N/A

PERSONS RESPONSIBLE: Craig Whaley, Director of Activities and Athletics

SUPERINTENDENT'S APPROVAL:  _____

Curriculum, Instruction, and Assessment

Extracurricular School Sponsored Clubs and Activities and Interscholastic Athletics and Activities (Travel and Trips)

6700.6

Extracurricular school sponsored clubs and activities, and interscholastic athletics and activities involving the transportation of participants or spectators in school-sponsored vehicles shall be subject to the following guidelines:

- I. All trips shall originate and terminate at the school.
- II. On all trips, the rules and regulations of the building and the Millard Public Schools regarding students and student conduct shall be in effect from the time of departure until the time of return.
- III. Written approval of the student's parent or guardian must be secured.
- IV. A trip permit may be signed by a student's parent or guardian and placed on file for the school year.
- V. The principal or designee will arrange transportation for interscholastic and extracurricular activities and athletics. Trips that are scheduled for a length of time beyond sixteen (16) hours, or which may require student involvement or transportation beyond 12:00 midnight, or which require overnight accommodations, shall not be approved unless the mode of transportation has a properly permitted or licensed driver who complies with the hourly driving limitations of Title 92, Nebraska Administrative Code, Chapter 91-005.06G. Certificated staff who are providing transportation for interscholastic or extracurricular activities or athletics shall also comply with the hourly driving limitations of Title 92, Nebraska Administrative Code, Chapter 91-005.06G.
 - A. The coach or club or activity sponsor and principal or designee will ensure that the hourly driving limitations of Title 92, Nebraska Administrative Code, Chapter 91-005.06G are communicated to the provider of transportation prior to the start of the trip.
 - B. The coach or club or activity sponsor will ensure that the provider of transportation provides a plan to the principal or designee prior to the start of the trip that adheres to the hourly driving limitations of Title 92, Nebraska Administrative Code, Chapter 91-005.06G.
 - C. The time of departure for the trip shall be no earlier than 6:00 a.m. on the starting day of the trip. Exceptions to this time of departure must have the prior approval of the District Director of Activities.
 - D. When the anticipated time of departure for the trip is earlier than 6:00 a.m. on the day of the event, the trip shall be subject to the following guidelines:
 1. The time of departure must have the prior approval of the District Director of Activities,
 - or
 2. The coach or club or activity sponsor must arrange for the overnight accommodations of the students, drivers, chaperones, and coaches or club or activity sponsors involved on the trip for the night prior to the event.
 3. The overnight accommodations must be reserved prior to the start of the trip and will follow the overnight travel and trip guidelines.
 - E. The time of arrival on the return date of the trip shall be no later than 12 midnight on the day of the event. When the anticipated time of arrival on the return date of the trip is later than 12 midnight, that time must have the prior approval of the District Director of Activities.

F. When the anticipated time of arrival for the trip is later than 12 midnight on the day of the event, the trip shall be subject to the following guidelines:

1. The coach or club or activity sponsor will arrange for the overnight accommodations of the students, drivers, chaperones, and coaches or club or activity sponsors involved on the trip for the concluding night of the event. Those involved on the trip will return to the school on the next day.
2. The overnight accommodations must be reserved prior to the start of the trip.
3. The coach or club or activity sponsor will follow the overnight travel and trip policies and rules.

or

4. Upon the arrival to the school the students involved on the trip shall leave the school by means other than walking. A certificated staff member of the school will remain in a designated area at the school with the students involved on the trip until all of those students have left the school.
 - a. The designated area at the school is subject to the approval by the principal or designee.
 - b. The designated area at the school will be communicated to the parents/guardians of the students involved on the trip prior to the trip.
 - c. Students on the trip are to remain in the designated area of the school until they are released by the certificated staff member.
 - d. The name(s) of the person(s) other than the parents/guardians of the students involved on the trip who will retrieve the student(s) after arrival to the school must be provided to the coaches or club or activity sponsors prior to the trip.
 - e. The person(s) retrieving the students on the trip must come to the designated area at the school for the trip to retrieve the students.

G. Any exceptions to these guidelines must have the prior approval of the District Director of Activities.

VI. The coach or club or activity sponsor, in consultation with the principal or designee, may give a student permission to use alternate transportation.

Related Policies & Rules: 6700, 6700.1, 6700.2, 6700.3, 6700.4, 6700.5

Date of Adoption: June 16, 1975

Date of Revision: August 23, 1999; March 4, 2002; May 3, 2004, May 1, 2006
October 1, 2007

Millard Public Schools
Omaha, NE

Curriculum, Instruction, and Assessment

Co-curricular Activities

6700

A vital component of a comprehensive educational program is a co-curricular activities program. Such activities, properly supervised and kept in proper perspective, shall be maintained in the school program in order to give students opportunities for experiences not possible in classroom activities. Care and consideration should be given to the amount of time these activities take students away from school during school hours or away from studies on "school nights." This policy is applied in such areas as scheduling of interscholastic contests, meetings and trips involving school organizations and in-school activities such as meetings, initiations, etc.

Supervision of Co-curricular Activities

Whenever or wherever held, when conducted under the name of the school or school district or any class or organization thereof, co-curricular activities shall be under the general supervision of school authorities.

Non-Secret

Co-curricular groups shall not be secret in nature.

Participation

Students will be limited in participating in activities of a non-school nature during school hours. Prior to such participation, approval must be granted by the building administrator.

Legal Reference: Neb. Rev. Stat. 79-2101 Public schools, secret organizations; membership in, prohibited

Policy Adopted: June 16, 1975

Revised: August 23, 1999

Millard Public Schools
Omaha, Nebraska

AGENDA SUMMARY SHEET

MEETING DATE: October 1, 2007

DEPARTMENT: Human Resources

ACTION DESIRED: Approval

BACKGROUND: Personnel items: (1) Resignation

OPTIONS & ALTERNATIVES: NA

RECOMMENDATION: Approval

STRATEGIC PLAN REFERENCE: N/A

IMPLICATIONS OF ADOPTION
OR REJECTION: N/A

TIMELINE: N/A

RESPONSIBLE PERSON: Dr. Kirby Eltiste

SUPERINTENDENT APPROVAL:  _____

October 1, 2007

RESIGNATIONS

Recommend: the following resignation be accepted:

1. Denise Pfeifer – Nurse at North Middle School, Cather Elementary School, and Cody Elementary School. She is resigning effective September 20, 2007 for personal reasons.

AGENDA SUMMARY SHEET

AGENDA ITEM: Enrollment Report

Meeting Date: 10/1/07

Department: Planning and Evaluation

Title and Brief Description: Once each quarter, we will put a summary sheet on the monthly enrollment report, indicating why the high school numbers are down. The information in the table below presents changes from August 13, 2007 to September 10, 2007.

Action Desired: Approval ___ Discussion ___ Information Only x

Background:

Reason	North	South	West	MLC
Transfer out of district	5	11	4	0
Early graduates	0	0	0	0
Not attending, eligible to return	0	0	0	0
Withdraw for personal or academic reasons	2	3	1	0
Exiter, neither completer nor drop out	0	0	0	0
TOTAL	7	14	5	0

The totals above indicate that 26 students have left the high schools since the start of the year. Since the enrollment sheet shows an increase of +15, this means that 41 students have enrolled in the high schools since August, 2007.

Options/Alternatives Considered: N.A.

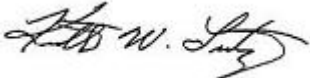
Recommendations: N.A.

Strategic Plan Reference: N.A.

Implications of Adoption/Rejection: N.A.

Timeline: N.A.

Responsible Persons: Jon Lopez

Superintendent's Signature: 

September 10, 2007
Millard Public Schools
Total Enrollment

Elementary	K	1	2	3	4	5	SpEd Cluster Prgm	Total	Current Change	YTD Change	Official 9/06 Enrollment
Abbott (3 unit)	62	69	67	57	72	87		414	-1	-13	427
Ackerman (4 unit)	101	83	93	92	94	111		574	1	-25	599
Aldrich (3 unit)	54	89	70	82	72	58		425	-2	3	422
Black Elk (3 unit)	87	99	78	107	91	103		565	2	-12	577
Bryan (3 unit)	70	67	63	61	63	55		379	-3	12	367
Cather (3 unit)	72	71	69	68	72	64		416	-1	2	414
Cody (2 unit)	45	42	36	37	34	38	24	232	0	18	214
Cottonwood (3 unit)	59	56	56	66	46	58		341	0	11	330
Disney (3 unit)	46	48	33	51	40	53	21	271	4	5	266
Ezra Millard (3 unit)	58	58	62	60	83	75	9	396	2	-14	410
Harvey Oaks (2 unit)	45	48	44	44	53	45		279	3	4	275
Hitchcock (2 unit)	31	35	25	26	38	36	16	191	0	-21	212
Holling Heights (3 unit)	85	82	82	67	67	63		446	3	16	430
Montclair (4 unit)	92	99	95	76	106	82		550	1	3	547
Morton (3 unit)	58	57	65	54	69	62	14	365	1	-22	387
Neihardt (4 unit)	100	102	117	73	87	89		568	1	1	567
Norris (3 unit)	51	66	60	60	54	51		342	3	6	336
Reagan (3 unit)	101	98	82	87	58	45		471	2	471	0
Reeder (3 unit)	79	66	66	60	52	53		376	1	-323	699
Rockwell (3 unit)	68	68	62	64	52	57	22	371	0	12	359
Rohwer (3 unit)	91	89	85	86	69	81	30	501	0	36	465
Sandoz (3 unit)	59	55	51	48	53	44		310	1	4	306
Wheeler (3 unit)	103	104	100	87	94	95	22	583	0	-4	587
Willowdale (3 unit)	69	63	82	64	73	69		420	3	-1	421
Totals	1686	1714	1643	1577	1592	1574	158	9786	21	169	9617

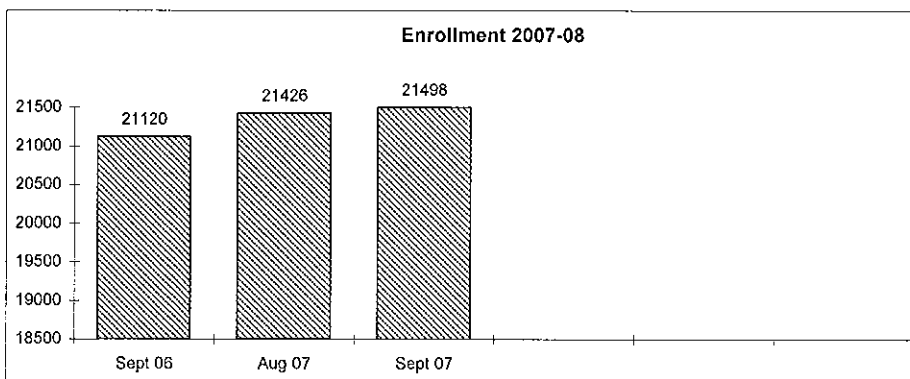
Secondary	6	7	8	SpEd Cluster Prgm	Total	Current Change	YTD Change	Official 9/06 Enrollment
Andersen MS	271	236	271	7	778	1	7	771
Beadle MS	303	246	239	29	788	2	91	697
Central MS	220	270	260	20	750	16	-15	765
Kiewit MS	279	323	309	5	911	-3	-12	923
North MS	251	243	223	22	717	11	75	642
Russell MS	289	289	274	7	852	1	14	838
MS Alternative	0	5	17		22	0	7	15
Totals	1613	1612	1593	90	4818	28	167	4651

	9	10	11	12	SpEd Cluster Prgm	Total	Current Change	YTD Change	Official 9/06 Enrollment
North HS	575	644	637	642	29	2498	19	12	2486
South HS	520	491	554	542	20	2107	-3	3	2104
West HS	523	561	511	522	20	2117	0	43	2074
Millard Learning Center	0	0	17	68		85	-1	-16	101
Totals	1618	1696	1719	1774	69	6807	15	42	6765

Preschool	
Disney	17
Cody Early Start	15
Neihardt	34
Rockwell	33
Bryan	33
Holling Heights	26
Norris	18
Sandoz ELL	17
Montessori - Montclair	77
Montessori - Norris	29
Total	299

Preschool SPED	
Cody	72
Disney	20
Hitchcock	27
Montclair	26
Reeder	25
Sandoz	15
Contracted	2
Infants	65
Total	252

Contracted SPED	39	5	2	37
Young Adult Program	48	3	-2	50
Total District K-12	21498	72	378	21120
Total District PreK-12	22049	45	386	21663



9/20/2006	
Elementary	9617
Middle Sch	4651
High Sch	6765
Contracted	37
Young Adult	50
Total	21120
9/10/2007	
Elementary	9786
Middle Sch	4818
High Sch	6807
Contracted	39
Young Adult	48
Total	21498
Current Chg	72
YTD Change	378

Elementary		Classroom Enrollment										Class Size W/out SpEd
	K	1	2	3	4	5	Total	Current Change	YTD Change	Official 9/06 Enrollment		
Abbott	20	22	22	19	24	22						
	21	23	22	19	24	22						
	21	24	23	19	24	22						
						21						
Total Students	62	69	67	57	72	87	414	-1	-13	427		414
Total Teachers	3.0	3	3	3	3	4	19.0					19.0
Classroom Avg	20.7	23.0	22.3	19.0	24.0	21.8	22					22

	K	1	2	3	4	5	Total	Current Change	YTD Change	Official 9/06 Enrollment		
Ackerman	20	20	23	24	24	23						
	20	21	24	22	25	22						
	20	22	23	22	22	22						
	20	20	23	24	23	22						
	21					22						
Total Students	101	83	93	92	94	111	574	1	-25	599		574
Total Teachers	5.0	4	4	4	4	5	26.0					26.0
Classroom Avg	20.2	20.8	23.3	23.0	23.5	22.2	22					22

	K	1	2	3	4	5	Total	Current Change	YTD Change	Official 9/06 Enrollment		
Aldrich	20	22	24	21	24	19						
	15	24	22	20	24	20						
	19	20	24	21	24	19						
		23		20								
Total Students	54	89	70	82	72	58	425	-2	3	422		425
Total Teachers	3	4	3	4.00	3	3	20.00					20
Classroom Avg	18.0	22.3	23.3	20.5	24.0	19.3	21					21

	K	1	2	3	4	5	Total	Current Change	YTD Change	Official 9/06 Enrollment		
Black Elk	21	25	19	21	23	26						
	22	25	20	22	23	26						
	22	25	19	22	22	25						
	22	24	20	21	23	26						
				21								
Total Students	87	99	78	107	91	103	565	2	-12	577		565
Total Teachers	4.0	4	4	5	4	4	25					25
Classroom Avg	21.8	24.8	19.5	21.4	22.8	25.8	23					23

	K	1	2	3	4	5	Total	Current Change	YTD Change	Official 9/06 Enrollment		
Bryan	23	16	22	21	22	18						
	23	16	19	19	21	18						
	24	18	22	21	20	19						
		17										
Total Students	70	67	63	61	63	55	379	-3	12	367		379
Total Teachers	3	4	3	3	3	3	19					19
Classroom Avg	23.3	16.8	21.0	20.3	21.0	18.3	20					20

	K	1	2	3	4	5	C-K	C-1	C-2	C-3	C-4	C-5	Total	Current Change	YTD Change	Official 9/06 Enrollment	
Cather	25	24	21	21	23	15	23	23	24	23	24	25					
							24	24	24	24	25	24					
Total Students	25	24	21	21	23	15	47	47	48	47	49	49	416	-1	2	414	416
Total Teachers	1	1	1	1	1	1	2	2	2	2	2	2	18				18.0
Classroom Avg	25.0	24.0	21.0	21.0	23.0	15.0	23.5	23.5	24.0	23.5	24.5	24.5	23				23

	K	1	2	3	4	5	SpEd Cluster Prgm	Total	Current Change	YTD Change	Official 9/06 Enrollment	
Cody	19	18	16	16	17	17	7					
	19	19	17	14	17	19	7					
							10					
Total Students	38	37	33	30	34	36	24	232	0	18	214	208
Total Teachers	2	2	2	2	2	2	3	15				12
Classroom Avg	19.0	18.5	16.5	15.0	17.0	18.0	8.0	15				17

	K	1	2	3	4	5	Total	Current Change	YTD Change	Official 9/06 Enrollment	
Cottonwood	20	19	19	23	23	20					
	19	18	18	21	23	19					
	20	19	19	22		19					
Total Students	59	56	56	66	46	58	341	0	11	330	341
Total Teachers	3.00	3	3	3	2	3	17				17
Classroom Avg	19.7	18.7	18.7	22.0	23.0	19.3	20				20

	K	1	2	3	4	5	SpEd Cluster Prgm	Total	Current Change	YTD Change	Official 9/06 Enrollment	
Disney	21	21	15	17	18	26	7					
	22	21	14	16	18	25	8					
				16			6					
Total Students	43	42	29	49	36	51	21	271	4	5	266	250
Total Teachers	2.0	2	2	3	2	2	3	16.0				13
Classroom Avg	22	21	15	16	18	26	7	17				19

	K	1	2	3	4	5	SpEd Cluster Prgrm	Total	Current Change	YTD Change	Official 9/06 Enrollment	Class Size W/out SPED
												44
Ezra Millard	20	19	22	20	22	24	5					
	20	18	20	19	21	25	4					
	18	18	20	19	22	24						
					16							
Total Students	58	55	62	58	81	73	9	396	2	-14	410	387
Total Teachers	3.00	3	3	3	4	3	2	21				19
Classroom Avg	19.3	18.3	20.7	19.3	20.3	24.3	5	19				20

	K	1	2	3	4	5	SpEd Cluster Prgrm	Total	Current Change	YTD Change	Official 9/06 Enrollment	Class Size W/out SPED
												279
Harvey Oaks	23	15	22	22	27	23						
	22	16	22	22	26	22						
		17										
Total Students	45	48	44	44	53	45		279	3	4	275	279
Total Teachers	2.0	3	2	2	2	2		13.0				13
Classroom Avg	22.5	16.0	22.0	22.0	26.5	22.5		21				21

	K	1	2	3	4	5	SpEd Cluster Prgrm	Total	Current Change	YTD Change	Official 9/06 Enrollment	Class Size W/out SPED
												175
Hitchcock	15	15	24	25	17	16	7					
	15	15			18	15	9					
Total Students	30	30	24	25	35	31	16	191	0	-21	212	175
Total Teachers	2.0	2	1.5	1.5	2	2	2	13.0				11
Classroom Avg	15.0	15.0	16.0	16.7	17.5	15.5	8	15				16

	K	1	2	3	4	5	SpEd Cluster Prgrm	Total	Current Change	YTD Change	Official 9/06 Enrollment	Class Size W/out SPED
												446
Holling Heights	21	19	20	23	21	21						
	21	21	21	21	23	21						
	22	21	21	23	23	21						
	21	21	20									
Total Students	85	82	82	67	67	63		446	3	16	430	446
Total Teachers	4.0	4	4	3	3	3		21.0				21
Classroom Avg	21.3	20.5	20.5	22.3	22.3	21.0		21				21

	K	1	2	3	4	5	M-K	M1-3	M4-5	SpEd Cluster Prgrm	Total	Current Change	YTD Change	Official 9/06 Enrollment	Class Size W/out SPED
															550
Montclair	20	19	17	20	14	20	17	24	22						
	21	18	19	17	21	20	18	24	23						
			17		21		16	23	23						
								24	24						
								25							
								23							
Total Students	41	37	53	37	56	40	51	143	92		550	1	3	547	550
Total Teachers	2	2	3	2	3	2	2	6	4		26				26
Classroom Avg	20.5	18.5	17.7	18.5	18.7	20.0	25.5	23.8	23.0		21				21

	K	1	2	3	4	5	SpEd Cluster Prgrm	Total	Current Change	YTD Change	Official 9/06 Enrollment	Class Size W/out SPED
												351
Morton	20	17	19	18	22	20	7					
	19	20	24	17	22	21	7					
	17	17	20	17	23	18						
Total Students	56	54	63	52	67	59	14	365	1	-22	387	351
Total Teachers	3.00	3	3	3	3	3	2	20				18.0
Classroom Avg	18.7	18.0	21.0	17.3	22.3	19.7	7.0	18				20

	K	1	2	3	4	5	SpEd Cluster Prgrm	Total	Current Change	YTD Change	Official 9/06 Enrollment	Class Size W/out SPED
												568
Neihardt	20	20	19	25	21	20						
	19	20	20	24	22	24						
	21	21	21	24	22	20						
	20	20	20		22	25						
	20	21	20									
			17									
Total Students	100	102	117	73	87	89		568	1	1	567	568
Total Teachers	5.0	5	6	3	4	4		27.0				27.0
Classroom Avg	20.0	20.4	19.5	24.3	21.8	22.3		21				21

	K	1	2	3	4	5	M-K	M1-3	M-4	SpEd Cluster Prgrm	Total	Current Change	YTD Change	Official 9/06 Enrollment	Class Size W/out SPED
															342
Norris	15	22	21	18	19	16	9	21	17						
	15	22	19	20	20	16	12	21	17						
								22							
Total Students	30	44	40	38	39	32	21	64	34		342	3	6	336	342
Total Teachers	2.0	2	2	2	2	2	1	3	2		18.0				18
Classroom Avg	15.0	22.0	20.0	19.0	19.5	16.0	21.0	21.3	17.0		19				19

	K	1	2	3	4	5	SpEd Cluster Prgrm	Total	Current Change	YTD Change	Official 9/06 Enrollment	Class Size W/out SPED
												471
Reagan	19	19	21	22	15	22						
	20	19	21	22	22	23						
	21	20	20	21	21							
	19	20	20	22								
	22	20										
Total Students	101	98	82	87	58	45		471	2	-228	699	471
Total Teachers	5.0	5.0	4.0	4.0	3.0	2.0		23.0				23
Classroom Avg	20.2	19.6	20.5	21.8	19.3	22.5		20				20

K	1	2	3	4	5	Total	Current Change	YTD Change	Official 9/06 Enrollment		
Reeder	19	16	17	20	17	20				45	
	20	17	17	20	17	19					
	20	16	16	20	18	14					
	20	17	16								
Total Students	79	66	66	60	52	53	376	1	-323	699	376
Total Teachers	4.0	4	4	3	3	3	21.0				21
Classroom Avg	19.8	16.5	16.5	20.0	17.3	17.7	18				18

K	1	2	3	4	5	Total	Current Change	YTD Change	Official 9/06 Enrollment		
Rockwell	23	21	20	19	14	18					
	22	22	20	21	12	19					
	23	21	20	21	16	17					
Total Students	68	64	60	61	42	54	371	0	12	359	349
Total Teachers	3.0	3	3	3	3	3	21.0				18.0
Classroom Avg	22.7	21.3	20.0	20.3	14.0	18.0	18				19

K	1	2	3	4	5	Total	Current Change	YTD Change	Official 9/06 Enrollment		
Rohwer	22	22	22	22	20	24					
	21	20	20	21	23	26					
	22	22	15	22	22	26					
	22	21	22	14							
Total Students	87	85	79	79	65	76	501	0	36	465	471
Total Teachers	4	4	4	4	3	3	26.0				22
Classroom Avg	21.8	21.3	19.8	19.8	21.7	25.3	19				21

K	1	2	3	4	5	Total	Current Change	YTD Change	Official 9/06 Enrollment		
Sandoz	20	19	18	17	17	22					
	19	18	16	15	18	22					
	20	18	17	16	18						
Total Students	59	55	51	48	53	44	310	1	4	306	310
Total Teachers	3	3	3	3	3	2	17				17
Classroom Avg	19.7	18.3	17.0	16.0	17.7	22.0	18				18

K	1	2	3	4	5	Total	Current Change	YTD Change	Official 9/06 Enrollment		
Wheeler	21	21	22	21	23	23					
	18	18	22	19	18	23					
	20	19	17	22	24	24					
	19	23	19	22	25	21					
	21	19	17								
Total Students	99	100	97	84	90	91	583	0	-4	587	561
Total Teachers	5	5	5	4	4	4	31				27
Classroom Avg	19.8	20.0	19.4	21.0	22.5	22.8	19				21

K	1	2	3	4	5	Total	Current Change	YTD Change	Official 9/06 Enrollment		
Willowdale	24	21	21	22	24	23					
	22	21	20	22	24	23					
	23	21	20	20	25	23					
			21								
Total Students	69	63	82	64	73	69	420	3	-1	421	420
Total Teachers	3.0	3	4	3	3	3	19.0				19
Classroom Avg	23.0	21.0	20.5	21.3	24.3	23.0	22				22

Grade	K	1	2	3	4	5	Total	Current Change	YTD Change	Official 9/06 Enrollment		
Elementary Totals												
Students	1665	1680	1622	1550	1563	1548	158	9786	21	169	9617	9628
Teachers	81.0	83.0	81.5	76.5	74.0	73.0	23	492				469.0
Classroom Avg	20.6	20.2	19.9	20.3	21.1	21.2	6.9	20				21

	6	7	8	9	10	11	12	Total	Current Change	YTD Change	Official 9/06 Enrollment	
Andersen MS	271	236	271					778	1	7	771	
Beadle MS	303	246	239					788	2	91	697	
Central MS	220	270	260					750	16	-15	765	
Kiewit MS	279	323	309					911	-3	-12	923	
North MS	251	243	223					717	11	75	642	
Russell MS	289	289	274					852	1	14	838	
MS Alternative	0	5	17					22	0	7	15	
Totals	1613	1612	1593					90	4818	28	167	4651

	9	10	11	12	Total	Current Change	YTD Change	Official 9/06 Enrollment			
North HS	575	644	637	642	29	2498	19	12	2486		
South HS			520	491	554	542	20	2107	-3	3	2104
West HS			523	561	511	522	20	2117	0	43	2074
Millard Learning Center			0	0	17	68		85	-1	-16	101
Totals			1618	1696	1719	1774	69	6807	15	42	6765

Contracted SPED						39	5	2	37
Young Adult Program						48	3	-2	50
Total District Enrollment						21498	72	378	21120

AGENDA SUMMARY SHEET**AGENDA ITEM:** Summer School Report**MEETING DATE:** October 1, 2007**DEPARTMENT:** Educational Services**TITLE AND BRIEF DESCRIPTION:** Summer School Report**ACTION DESIRED:** Approval ___ Discussion ___ Information only X

BACKGROUND: The opportunity to participate in parent-pay extended school offerings during the summer was provided to Pre-K through Grade 12 students. Special attention was given in planning for the transition from one level to the next. Opportunities to continue to develop competency in reading, math, and writing skills were offered to all students. Overall, 983 students attended the general education programs--a decrease of 74 students. Tuition did not increase, however, salary increases outpaced tuition receipts. Free/reduced tuition waivers increased by over 30 percent.

OPTIONS AND ALTERNATIVES CONSIDERED: None.**RECOMMENDATIONS:** Accept the report.**STRATEGIC PLAN REFERENCE:** Strategy #4, #5 #6**IMPLICATIONS OF ADOPTION OR REJECTION:** None.**TIMELINE:** N/A**RESPONSIBLE PERSON(S):** Dr. Linda Horton, Ryan Saunders, Dr. Mark Feldhausen, Dr. Carol Newton, Nancy Johnston and Charlene Snyder

ASSOCIATE SUPERINTENDENT'S APPROVAL: Mark W. Feldhausen
(Signature)

SUPERINTENDENT'S APPROVAL: _____ Mark W. Feldhausen _____

BOARD ACTION:

2007 Summer School Data
(Compared to 2005 and 2006 Summer School Data)

	Elem.			Elem. Sp. Ed.			Middle Level			Middle Level Sp. Ed.			High School			High School Sp. Ed.		
	05	06	07	05	06	07	05	06	07	05	06	07	05	06	07	05	06	07
Classes Held	34	33	28	5	4	2	9	13	8	1	1	1	54	56	52	1	1	1
Students Enrolled	331	368	358	26	19	12	92	124	92	5	6	4	541	565	533	9	9	9
Class Enrollments	548	595	530	49	25	12	145	194	122	5	6	4	836	858	820	9	9	9
In-District Tuition \$	\$ 50	50	50	\$105	105	105	\$ 80	80	80	\$140	140	140	\$ 170	170	170	\$140	140	140
In-District Non-Public Enrollments	24	20	15	0	0	0	5	12	3	0	0	0	11	10	7	0	0	0
Out-of-Dist. Tuition \$	\$75	75	75	NA			\$120	120	120	NA			\$ 255	255	255	NA		
Out-of-Dist. Students	6	3	11	NA			2	2	0	NA			20	10	15	NA		
Free/Red. Nos.	49	65	42	2	0	1	21	26	8	0	0	0	64	74	97	1	0	0
Class Failures	NA			NA			NA			NA			25	18	26	NA		
Graduates	NA			NA			NA			NA			13	23	18	0		

Elementary Summer School Report

The elementary program included courses in kindergarten readiness, reading, math, art, science, drama, and computers. A total of 28 two-week class sections of 1.5 hours were held at Cody Elementary School. Enrollment dipped slightly from 368 in 2006 to 358 students in 2007. Free and reduced numbers decreased by 23 students as compared to 2006. Early childhood and elementary special education classes were offered as well in June at Cody for students with moderate to severe disabilities.

The Kindergarten Readiness class was open to all incoming kindergarten students and was an all-morning class. The 48 pre-kindergarten students had a great experience getting ready for kindergarten!

Points of Special Note:

- **48 preschoolers experienced kindergarten readiness class**
- **217 first through fifth graders were enrolled in reading and math classes**
- **34 second through fifth graders learned new skills using computers**
- **47 second through fifth graders learned more about simple machines and architecture in the Lego Technics class**

Considerations:

1. Cody's pre school rooms and multiple kindergarten rooms provided excellent facilities for summer school. Consider needs of pre-K classes when selecting summer facilities.

- 2) During Kindergarten Roundup, continue to publicize the opportunity for preschoolers to attend the kindergarten readiness class.
- 3) Consider gathering data/information regarding the impact/effectiveness of the Kindergarten Readiness class.

Middle Level Summer School Report

During the 2006-07 school year, instead of offering a district wide middle level summer school program, it was decided that schools could have the option of assuming responsibility for summer school within their building or work together with other buildings to create a summer school opportunity. The middle level administrators decided to offer the following:

Buildings	Site	Focus
Andersen, Beadle & Russell	Russell	Reading & Writing Strategies Math Skills Spanish Refresher
Central	Central	Reading through Exploratory sessions 40 Developmental Assets
Kiewit	Kiewit	Reading & Writing Strategies Math Skills Spanish Refresher Guitar
North	North	Reading & Writing Strategies Math Strategies Social Studies & Science Strategies

The middle level parent pay summer classes were held at Russell Middle School and Kiewit Middle School in June. Classes at both sites included opportunities for Math, Reading and Writing with Guitar classes also held at the Kiewit site. Kiewit did not have enough students to offer the Spanish class; however, one of the three interested students then participated at Russell. Central Middle School was not able to offer their program due to lack of enrollment. North Middle School offered a program; however, their numbers were not included in this report as their program was not parent pay. The special education program for students with moderate to severe disabilities was held for three weeks at the Russell site.

Points of Special Note:

- **92 middle level students attended parent pay classes.**
- **Guitar at Kiewit was the only non-academic class offered to middle level students.**

Considerations:

The Jump Start programs at each of the middle schools may be impacting the number of families electing to pay for summer school classes.

The availability of community athletic and interest focused camps and/or programs targeted to the middle level student may be impacting the number of families interested in the MPS Summer School program.

Prior enrollment data would suggest that high interest classes along side of academic core classes draws more students.

High School Summer Session Report

The high school program offers students the opportunity to repeat courses they have not yet passed or take courses that may be difficult to schedule during the regular school year. Incoming ninth graders were encouraged to take Study Skills or Reading if appropriate. The program was held at Millard West High School from June 4 – July 11, 2007 with a total class enrollment of 533 students taking 820 classes.

Re-teaching funds were used to support on-going ELO re-teaching classes. ELO classes in Reading, Math, Science and Social Studies were held without charge for students still needing to meet the cutscore on ELO assessments. To support the District's Strategic Plan, the ACT/SAT Prep class was offered at two different class times and 33 students took advantage of this 3-week non-credit class. Double-period classes of Algebra and Spanish I and Geometry had a combined enrollment of 30 students. Four classes were held in the afternoon—Intro to Aquatics, US Government, ACT/SAT Prep and Art Foundations. Seventy-two students took afternoon classes.

Once again a “whatever it takes” effort to reduce the number of failures in summer classes was in place. When a student started to fall behind, the classroom teacher provided re-teaching assistance. The teachers worked outside of class time individually with students to assist the students to get back on track to successfully complete their classes. The failure rate was about 3% of the total classes.

MNHS students continue to outnumber students from the other two Millard high schools with 282 students from MNHS accounted for 50% of the class enrollments, 127 from MWHS accounted for 25% of the class enrollments, 102 from MSHS accounted for 22% of the class enrollments and 22 other district and non-public students accounted for 3% of the class enrollments.

Incoming ninth graders totaled 43. Three Millard middle school students were enrolled in math classes. Of the 533 students, 282 took one class, 215 took two classes, and 36 took three classes. Out of district students totaled 15. Non-public students residing in Millard attending summer school totaled 7.

Eighteen students completed requirements for graduation during the summer session. One student passed the last ELO test in the summer in order to graduate. Nine students attended a June 12-30 special education program for students with moderate to severe disabilities also at Millard West High School.

The tentative dates and location of the 2008 High School Summer Program will be June 9 through July 16, 2008, at Millard South High School.

Points of Special Note:

- **33 students completed the ACT/SAT prep class**
- **18 students completed the College Grammar and Reading class**
- **18 students graduated at the end of summer school**
- **30 students completed the full year courses--Spanish I (6), Algebra (19), and Geometry (15)--in back to back 3-week semester classes**
- **72 students attended classes in the afternoon**
- **The failure rate was a low 3%**

Considerations:

During 9th grade registration publicize the opportunity to take Study Skills, Reading, and Pre-algebra during summer school.

Publicize the ACT/SAT Prep offering throughout the year. Track the ACT/SAT scores of students taking these exams.

Consider offering at least one morning session of Introduction to Aquatics.

Reduce tuition rate by supplementing tuition with district funds.

2007 Summer School Programs Financial Report

<u>Elementary</u>		
Receipts:		
Tuition Received	\$ 24,885.00	
*F/R Tuition Paid by District	\$ 2,450.00	
Refunds		\$ 1,030.00
Revenue Total		\$ 26,305.00
Expenditures:		
Salaries/Benefits	\$ 24,171.28	
Supplies	\$ 1,010.74	
Expenditure Total		\$ 25,182.02
BALANCE		\$ 1,122.98

Middle School**Receipts:**

Tuition Received	\$	6,510.00	
*F/R Tuition Paid by District	\$	1,120.00	
Refunds			\$ 200.00
Revenue Total			\$ 7,430.00

Expenditures:

Salaries/Fringes	\$	12,785.48	
Supplies and Misc. Costs	\$	-	
Expenditure Total			\$ 12,785.48

MIDDLE SCHOOL BALANCE **\$ (5,355.48)**

High School**Receipts:**

Tuition Received	\$	136,239.50	
F/R Tuition Paid by District	\$	12,890.00	
Refunds			\$ 10,410.00
Revenue Total			\$ 138,719.50

Expenditures:

Salaries/Fringes**	\$	135,919.80	
Supplies & Misc. Costs	\$	2,108.93	
Tuition Waiver*	\$	12,890.00	
Expenditure Total			\$ 150,918.73

HIGH SCHOOL BALANCE **\$ (12,199.23)**

Total Receipts **\$ 138,719.50**

Total Expenditures **\$ 188,886.23**

OVERALL SUMMER SCHOOL BALANCE*** **\$ (16,431.73)**

*District payment for students who qualify for Free/Reduced Lunch \$16,460.00 compared to \$12,602.50 in 2006.

**Does not include expenses funded by Strategic Plan/Flex Funding/Reteaching \$12,510.23

*** After account for the F/R portion, the remaining deficit amounts to 10.4% of total expenditures.

AGENDA SUMMARY SHEET

Agenda Item: Exiting Senior Survey Report – Class of 2007

Meeting Date: October 1, 2007

Department: Educational Services

**Title and Brief
Description:**

Class of 2007, Exiting Senior Survey - Nebraska Dept. of Education, Rule 10 requires a follow-up study of district graduates every three years. The Carl T. Perkins Career and Technical Education Act also requires us to collect, analyze and report information relating to employability skills and the importance of vocational and technical education to graduates' postgraduate career and educational goals. As a response to these multiple needs, the district surveys exiting seniors annually.

Action Desired: Receive the report

Background:

Every graduating senior is asked to participate in this exit survey. This survey is an expanded version of the previous instrument; the additions are a few questions about participation in A.P.[®] and I.B. classes and exams and several questions about acquiring the life skills.

This is one of a trio of surveys of graduates that the district uses. The remaining two surveys are conducted by Wiese Research Associates using random samples of graduates. A postgraduate survey is conducted every year. Some surveys, including one this past summer, are done five years after graduation. In alternate years the Wiese surveys are done with random samples of graduates one year after their graduation.

Options/Alternatives

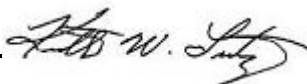
Considered: Continue to survey exiting seniors annually.

Recommendations: Receive the report.

Responsible

Persons: Dr. Mark Feldhausen, Nancy Johnston, and Deb Ady

Superintendent's Signature: _____



Summary of 2007 Graduating Seniors Exit Survey

From which Millard High School are you graduating?

School	Number of Responses	Number of graduates	Percent of graduates
NHS	502	524	96 %
SHS	352	446	79 %
WHS	445	481	92 %
No Building Ident.	2		
Total	1301	1451	90 %

Are you scheduled to graduate with your class?

School	Yes	No
MLC	18	11
NHS	487	6
SHS	333	13
WHS	432	8

How many years did you attend a Millard High School?

	Attended 1 year or less	2 years	3 years	4 years	More than 4 years
All schools	37	55	61	1113	20

Did you participate in any extra curricular activities such as sports, music, clubs, etc. while attending high school in Millard?

School	Yes	No
MLC	12	17
NHS	377	120
SHS	268	80
WHS	344	97

The percentage of students who participated in extra curricular activities was highest at West High at 78 %. Among students from South High, 77 % reported participating in activities, and at North High, 76 % of those students who took the survey reported participating in activities. Just over 41 % of the students who took the survey at the Millard Learning Center reported participating in extra-curricular activities.

Overall, what has been the major emphasis of the high school courses you have taken in Millard?

School	College Prep	General Ed.	Both	Col. Prep and "both" combined	Not Sure	Total
MLC 2006	4 (13 %)	13 (42%)	2 (6%)	6 (19 %)	12 (39%)	31
2007	4 (14 %)	12 (41%)	4 (14 %)	8 (28%)	9 (31 %)	29
NHS 2006	157 (30 %)	129 (24%)	199 (37%)	356 (67 %)	47 (9%)	532
2007	122 (25 %)	160 (32 %)	178 (36 %)	300 (60 %)	37 (7 %)	497
SHS 2006	84 (22 %)	113 (29%)	145 (37%)	229 (59 %)	46 (12%)	388
2007	95 (28 %)	104 (30 %)	108 (31 %)	203 (59%)	38 (11 %)	345
WHS 2006	116 (27 %)	120 (28%)	148 (34%)	264 (61 %)	48 (11%)	432
2007	128 (29 %)	118 (27 %)	156 (35 %)	284 (65 %)	38 (9 %)	440
TOTAL 2006	359 (26 %)	362 (26 %)	493 (35 %)	852 (63 %)	142 (10%)	1356 (valid)
TOTAL 2007	345 (27 %)	382 (29 %)	442 (34 %)	787 (61 %)	144 (9 %)	1283 (valid)

The percentage of survey respondents who consider their high school education to be "general education" has risen slightly, from 26% in 2006 to 29% in 2007.

Have you held a job while you attended a high school in Millard?

School	Yes	No
MLC	25	4
NHS	441	57
SHS	309	39
WHS	398	40

The vast majority (89 %) of respondents report holding a job while attending high school.

If you answered yes to the question "Have you held a job while you attended a high school in Millard?" how many hours did you work per week while in high school?

All Schools	1 to 10 hours	11 to 20 hours	Over 20 hours	I don't know
	224	512	394	41

Among students who reported holding a job while in high school, 63% worked 20 hours a week or less, while 34% worked more than 20 hours a week. This is quite consistent with the results from the classes of 2005 and 2006.

Which of the following best describes where you see yourself a year from now?

School	Working full time (A)	Full time student (B)	Work full time/ Part time student (C)	Work part time/ Full time student (D)	Work part time/ Part time student (E)
MLC 2006	9	2	6	6	5
2007	5	5	6	8	2
NHS 2006	22	195	39	241	18
2007	26	150	24	270	12
SHS 2006	35	84	43	195	17
2007	25	61	42	201	16
WHS 2006	15	144	28	212	17
2007	21	118	24	247	27

More respondents (94% compared to 91.7% in 2006 and 88.5% in 2005) expect to be in school at least part of the time a year after they graduate from high school.

If your response to the question “Which of the following best describes where you see yourself a year from now?” was A, C, D, or E, (see responses including working in the above question) what kind of work do you think you will be doing?

School	Training/ Internship	Temporary	Permanent Job	Military	Not Sure	Totals
MLC	5	4	5	3	10	27
NHS	62	145	31	6	122	366
SHS	43	104	45	13	95	300
WHS	45	129	39	5	129	347
Totals	155	382	120	27	356	1040
Percent of Total in 2007	15 %	37 %	12 %	3 %	34 %	
Percent of Total in 2006	15%	43%	12%	4%	26%	

The degree of uncertainty about the nature of future work has increased from 26 % to 34%.

Were you adequately prepared by the Millard high school(s) you have attended to enter the workforce, doing such things as being able to prepare résumés, complete job applications, interview for jobs, etc.?

School	Yes	No	Unsure	Totals
MLC	16	3	10	29
NHS	398	26	67	491
SHS	273	28	46	347
WHS	353	29	55	437
Totals	1040	86	178	1304
2007 Percent of Total	80 %	7 %	14 %	
2006 Percent of Total	82%	8%	11%	

Do you feel you were adequately prepared to achieve your educational or training goals?

School	Yes	No	Unsure
MLC	15	2	10
NHS	419	15	43
SHS	272	19	41
WHS	367	24	33
Total	1073	60	127
Percent of Total	85 %	5 %	10 %

If you plan to continue your education after graduation, either full or part time, which of the following fits your plan?

	4-year public college or university	4-year private college	2-year community college, business or trade school	Military training and one of the armed forces	Not sure yet	Total
All schools	772 (60.5%)	185 (14.5%)	237 (18.6%)	21 (1.6%)	59 (4.6%)	1274

If you plan to attend any school after graduation, where is the school that you plan to attend?

	In Omaha	Elsewhere in Nebraska	Neighboring state	Elsewhere in USA	Outside the USA
All Schools	556	379	154	164	14
Percent of total	44%	30%	12%	13%	1%

Three fourths of our students plan to get their post-secondary education in Nebraska.

My grade point average in high school was:

	3.0 to 4.0+	2.0 to 2.99	Below 2.0	Not sure	Valid Total
All Schools	791	331	63	72	1257
% of Total	63 %	26 %	5 %	6 %	

Which descriptor best characterizes how much you applied yourself in high school?

School	None	Some	A Fair Amount	Very Much	I Don't Know	Total valid responses
MLC	1 4%	11 39%	12 43%	0	4 14%	28
NHS	21 4%	107 22%	221 45%	130 27%	7 1%	486
SHS	4 1%	89 26%	166 49%	78 23%	1 .2%	338
WHS	11 2.5%	84 19%	196 45%	141 32%	4 1%	436
Total	37	291	595	349	16	1288
% of the Total for all schools	3%	23%	46%	27%	1%	

63% of all students report earning a grade point average of 3.0 or higher, but only 27% report applying themselves “very much” during high school. Just under half (46%) of the 2006 graduates report that they applied themselves only “a fair amount” and a quarter of the graduates report applying themselves only “some” or “none.”

Do you feel that you took the most challenging courses of which you were capable?

School	Yes	% of total	No	% of total
Millard Learning Center	11	41%	16	59%
North High School	263	56%	207	44%
South High School	178	54%	153	46%
West High School	257	60%	168	40%
Total	709	57%	544	43%

Did you take Advanced Placement[®] classes in high school?

School	Yes	Valid Percent	No	Valid Percent
Millard Learning Center	2	7%	27	87%
Millard North High	270	54%	223	44%
Millard South High	207	59%	140	40%
Millard West High	264	59%	175	39%
All Schools combined	742 valid	57%	538 valid	41%

If you did take Advanced Placement[®] classes, did you take any Advanced Placement[®] Exams?

School	Yes	Valid Percent	No	Valid Percent
Millard Learning Center	3	10%	25	80%
Millard North High	183	37%	268	53%
Millard South High	127	36%	193	55%
Millard West High	162	36%	233	52%
All schools combined	472	36%	695	53%

The following subject areas have been useful in helping me prepare for more schooling or for work:

	Strongly Agree	Agree	Unsure	Disagree	Strongly Disagree	Total
Art	204	341	349	239	113	1246
Business Education	247	549	296	114	39	1245
English	350	634	176	62	14	1236
Family/ Consumer Science	150	472	369	186	61	1238
Guidance & Counseling	171	508	345	151	59	1234
Industrial Technology	163	412	359	206	88	1228
Mathematics	398	576	175	72	29	1250
Music	192	342	339	216	145	1235
Oral Communication	314	626	212	61	28	1241
Physical Education	185	504	328	153	76	1246
Science	350	553	235	88	28	1254
Social Studies	323	586	232	73	34	1248
World Language	269	560	286	88	45	1248

The only areas of very strong disagreement about the value of particular courses are in art and music. The question refers only to preparation for more school or work, rather than for life enrichment or leisure. We require students to take a fine arts course, so they do, even though they do not plan a fine arts career or further education in the arts.

As I leave high school, my skills in the following areas are adequate for my current needs:

	Strongly Agree	Agree	Combined % of agree & strongly agree	Unsure	Disagree	Strongly Disagree	Tot.
Speaking	589	538	90 %	103	10	11	1251
Writing	572	538	89 %	108	23	9	1250
Science	474	527	81 %	168	51	17	1237
Social Studies	471	552	83 %	164	36	16	1239
Reading	553	546	88 %	117	19	10	1245
Math	516	537	85 %	134	35	18	1240

The majority of students who responded to the survey report feeling adequately prepared in every skill area.

My high school education has helped me attain and develop the following life skills:

	Strongly Agree	Agree	Unsure	Disagree	Strongly Disagree	Total valid responses
Sense of responsibility and discipline	539	599	92	23	7	1260
Ability to work with others to complete tasks	605	567	75	7	5	1259
Obtain, organize, and evaluate information	543	581	109	16	4	1253
Solve problems, make appropriate decisions	553	589	94	14	6	1256
Develop productive working relationships	584	564	89	10	8	1255
Develop skills to adjust to changes	550	582	107	14	6	1259
Manage time and financial resources	464	606	148	26	9	1253
Set and pursue short- and long-term goals	507	594	114	24	9	1248
Respect ethnic, cultural and social diversity	623	519	83	14	9	1248
Respect the rights of others and treat them with consideration	628	524	82	11	5	1250
Follow directions	600	554	78	7	7	1246
Demonstrate good work habits	576	556	97	12	8	1249
Demonstrate perseverance on difficult tasks	568	560	90	16	12	1246

The vast majority of the students who responded to the survey have very positive feelings about their ability to demonstrate the Millard Life Skills. However, nearly 15% of students who responded to the survey are unsure or openly critical of their ability to manage time and money.

Below are some comparisons among the 2003, 2004, 2005, 2006, and 2007 Exiting Senior Survey Results.

Total number of responses:

2007 Graduates	2006 Graduates	2005 Graduates	2004 Graduates	2003 Graduates
1301	1398	1273	1093	879

Reported grade point averages of respondents as percent of total responses:

	3.0 – 4.0+	2.0 to 2.99	Below 2.0	I don't know
2007 Grads	63 %	26 %	5 %	6 %
2006 Grads	62 %	27 %	2 %	7 %
2005 Grads	64 %	26 %	3 %	7 %
2004 Grads	63 %	27 %	4 %	7 %
2003 Grads	60 %	32 %	5 %	3 %

The percentage of students reporting a “Below 2.0” GPA indicating they would be part or full time students a year from taking the survey:

2007 Graduates	2006 Graduates	2005 Graduates	2004 Graduates	2003 Graduates
66.6 %	61.7 %	74.4%	70%	59.6%

Do you feel you were adequately prepared to achieve your educational or training goals?

(All grade-point averages combined)

	Yes	No	Unsure
2007 Graduates	81.3%	4.5%	9.0%
2006 Graduates	81.6%	4.6%	7.9%
2005 Graduates	80.9 %	5.8%	9.0%
2004 Graduates	78.4 %	9.1%	12.5%
2003 Graduates	72.2 %	12.6%	15.2%

Highlights from the Report

Almost all of the graduating class (94%) expected to continue their education after high school. 96.6% of respondents with reported GPA’s of 3.0 – 4.0+ predicted that they would be either full or part time students a year from taking the survey. Even among students with reported GPA’s below 2.0, two-thirds (66.6 %) said that they would be either full or part time students a year from taking the survey.

Over half of the students who completed the exit survey stated that they applied themselves only “some” or “a fair amount” while at the same time 61% of all students responding said that they earned a grade point average of 3.0 or higher.

Moreover, 43% of all the respondents report that they did not take the most challenging courses of which they were capable. A close correlation exists between those who felt that they took the most challenging courses of which they were capable (57%) and those who report that they took at least one A.P.[®] course (57%). This is the first year that we have asked the questions about participation in A.P.[®] classes. As the district focus on encouraging participation in A.P.[®] classes continues, we will look for an increase in the percent of students who report taking challenging classes and who also report applying themselves “very much.”

AGENDA SUMMARY SHEET

AGENDA ITEM: Post Graduate (2002) Assessment—Five-Year Study

MEETING DATE: October 1, 2007

DEPARTMENT: Educational Services

TITLE AND BRIEF DESCRIPTION: Class of 2002, Post-graduate study

ACTION DESIRED: Information Only

BACKGROUND: Nebraska Department of Education, Rule 10 requires a follow-up study of district graduates every three years. The Carl T. Perkins Career and Technical Education Act also requires us to collect, analyze and report information relating to employability skills and the importance of vocational and technical education to graduates' postgraduate career and educational goals. The Millard Public School District now commissions a survey of a random sample of graduates every year. Surveys alternate between graduating classes one year after graduation and five years after graduation. In 2000, 2003, 2005, and now in 2007 we sought the opinions of those who graduated five years before the survey.

OPTIONS AND ALTERNATIVES: n/a

RECOMMENDATIONS: Receive the survey results and continue to survey our postgraduates.

STRATEGIC PLAN REFERENCE: 6.10

IMPLICATIONS OF ADOPTION/REJECTION: n/a

TIMELINE:

RESPONSIBLE PERSONS: Dr. Mark Feldhausen, Nancy Johnston, Deb Ady

SUPERINTENDENT APPROVAL: _____  _____

POSTGRADUATE (2002) ASSESSMENT—FIVE YEAR STUDY



I Background and objectives of the research

This is the fourth five-year postgraduate study conducted by Weise Research Associates on our behalf. This study was conducted with the graduates of 2002 from all three Millard High Schools. The primary objective of each study was to evaluate graduates' perceptions of their experiences with the Millard high school they attended in terms of preparing them to complete post-high school studies or to enter the workforce.

The specific objectives included

- Evaluate 2002 graduates' current status in terms of employment and post-high school education
- Explore perceptions regarding the impact of Millard's high school programs on graduates' current employment
- Assess the impact of Millard's high school programs in preparing graduates for post-secondary education
- Gain an understanding of graduates' perceptions of the impact of the courses offered by the high school they attended on preparing them to achieve educational goals and/or to secure employment

II Sample characteristics

The total sample in this wave is 300 completed interviews, compared to 303 interviews completed in 2000 with members of the class of 1995 and 300 interviews completed in 2003 with members of the class of 1998 and 300 interviews completed in 2005 with members of the class of 2000.

Each sample was drawn to proportionately represent the actual graduate population distributions by high school. For each study administration, telephone interviews were conducted for approximately 8 minutes with each respondent. The questionnaires are essentially identical, with two questions regarding voting registration/experience and current residence added in 2003 and a series of questions related to IB and AP programs and exams added in 2005. Interviews for this survey were conducted between June 11 and June 23, 2007. About three fourths of the respondents live now in the Omaha area.

A point of interest is that the incidence of having voted in the last election was significantly greater among the classes of 2000 and 2002 (70% and 67% respectively) than among the 1998 graduates (49%). The questions about voting were not asked of the 1995 graduates. See Table 1, next page.

Category	Characteristic	% of ----Total Sample----				2002 High School ----Graduated----		
		2002 Grads (n=300)	2000 Grads (n=300)	1998 Grads (n=300)	1995 Grads (n=303)	Millard North (n=109)	Millard South (n=99)	Millard West (n=92)
GENDER	Male:	49%	54%	54%	47%	50%	47%	50%
	Female:	51%	46%	46%	53%	50%	53%	50%
VOTING/REGISTRATION EXPERIENCE	Voted In Last Election:	65%	70%	49%	NA	69%	54%	73%
	No/Not Sure But Registered:	18%	14%	30%	NA	15%	26%	13%
	Not Registered At That Time:	3%	2%	--	NA	2%	5%	--
	Not Currently Registered:	14%	14%	21%	NA	14%	15%	14%

III Employment and education status upon high school graduation and at the time of the survey

Among the graduates of the class of 2002, 88% reported that they went on to college upon high school graduation. About 9% of that class reported obtaining full-time employment rather than continuing their education. The incidence of having gone directly to college was found to be greater among those with higher grade point averages. Nearly all (98%) of respondents who reported having a high school GPA of 4.0 or greater stated that they went on to college after graduation. By comparison, 73% of those who reported a GPA under 3.0 also reported going to college after high school graduation compared to only 65% of graduates of 2000 reporting similar grade point averages. 91% of those who participated in high school activities attended college after graduation, while 69% of those who did not participate in activities went on to college. Females were also significantly more likely to have furthered their education (94%) than males (82%). Those who reported that their courses were college preparatory in nature more often went to college than those who saw their high school courses as more general in nature.

Although only 27 people reported that upon graduation they did not go to school but obtained full time work, the vast majority of those (89%) felt that the Millard high school they attended had adequately prepared them for entering that work. Only three respondents (11%) felt that they were not adequately prepared. While the results are not statistically significant due to a very limited sample size, the incidence of *not* feeling adequately prepared for full time work has decreased slightly when compared to the “unprepared” graduates of 2000 (13%) but is still slightly higher compared to those of 1998 (5%) or 1995 (4%).

At the time of the survey, approximately one half (51%) of the respondents reported that they were not attending any school but were working full-time only. An additional 3% were working part-time only. One third (34%) of the former students interviewed from the class of 2002 were both working and going to school at least part-time. Relatively few (9%) of the members of the class were full-time students only, and 3% were neither working nor pursuing an education. These results are very similar to the results of previous waves of this study. No significant differences in student or employment status appear based on which high school the students attended.

Nearly three fourths (74%) of those graduates who obtained full-time employment upon high school graduation continue to work full-time only, but 22% of these who did not continue their education immediately after high school are now pursuing their education at least on a part-time basis.

IV Occupations held and job satisfaction among those currently employed

The majority (87%) of the graduates of the class of 2002 are currently working either full or part-time. Of those who are working, 60% consider that employment to be permanent. One third (34%) of those working view their work to be temporary in nature, and 2% indicate that they are participating in a training program. These results are very similar to those found among the graduates of 2000 and 1998, but the graduates of 1995 viewed their work as temporary slightly less often.

The differences among the graduates of the various high schools are not statistically significant, nor does reported GPA seem to have retained what used to be a significant difference. Among the graduates of 2002, 67% of those reporting a GPA of 4.0 or higher report their current work as permanent and a very similar 63% of those with a GPA under 3.0 also view their work as permanent.

A vast majority (94%) of the graduates of 2002 who reported that they are currently working at least part time also said that they enjoy their present position. This is an increase in reported job satisfaction from the class of 2000, 87% of whom reported liking their jobs.

The survey respondents who are employed at least part time currently hold a very wide variety of occupations (see Table 2 on the following two pages).

Table 2
OCCUPATION CLASSIFICATIONS OF THOSE CURRENTLY EMPLOYED
• Study Wave Comparisons & By Selected 2002 Sample Segments •

(Base: Those Currently Working Full-Time Or Part-Time)

Occupation Classification	% Of Base ---Sample---				2002 High School ---Graduated---			High School ---G.P.A.---		
	2002 Grads (n=261)	2000 Grads (n=265)	1998 Grads (n=260)	1995 Grads (n=261)	Millard North (n=95)	Millard South (n=87)	Millard West (n=79)	4.0/ Over (n=40)	3.0- 4.0 (n=170)	Under 3.0 (n=46)
Marketing & Sales Occupations:	10%	7%	7%	7%	11%	7%	14%	8%	12%	7%
Teachers/Counselors/ Librarians/Archivists:	10%	6%	5%	8%	11%	10%	8%	20%	9%	2%
Food & Beverage Services:	7%	6%	8%	4%	3%	8%	11%	8%	6%	11%
Retail:	7%	5%	5%	5%	2%	11%	9%	3%	9%	7%
Childcare/Development:	6%	3%	3%	4%	8%	5%	5%	8%	5%	7%
Administrative Support/ Clerical:	5%	15%	15%	10%	9%	2%	3%	5%	5%	7%
Health Technologists & Technicians:	5%	3%	3%	2%	4%	7%	3%	3%	5%	4%
Executive, Administrative & Managerial Occupations:	4%	8%	10%	8%	5%	2%	5%	8%	5%	--
Stockbrokers/Stocks/ Financial Services:	4%	2%	--	2%	3%	6%	3%	3%	5%	2%
Handlers/Equip Cleaners/ Helpers/Laborers:	3%	7%	4%	5%	3%	3%	4%	--	4%	7%
Engineers/Surveyors/ Architects:	3%	5%	1%	3%	6%	1%	3%	10%	2%	2%
Personal Services:	3%	2%	5%	3%	4%	1%	5%	--	4%	2%
Construction & Extractive Occupations:	3%	2%	3%	3%	5%	5%	--	--	2%	11%
Customer Service:	3%	2%	2%	4%	3%	3%	3%	5%	2%	4%
Computer Services:	3%	2%	2%	4%	1%	2%	5%	5%	2%	2%
Military:	2%	3%	2%	2%	--	1%	4%	3%	2%	--

(Continued)

Table 2 (Continued)

OCCUPATION CLASSIFICATIONS OF THOSE CURRENTLY EMPLOYED
• Study Wave Comparisons & By Selected 2002 Sample Segments •

(Base: Those Currently Working Full-Time Or Part-Time)

Occupation Classification	% Of Base ---Sample---				2002 High School ---Graduated---			High School ---G.P.A.---		
	2002 Grads (n=261)	2000 Grads (n=265)	1998 Grads (n=260)	1995 Grads (n=261)	Millard North (n=95)	Millard South (n=87)	Millard West (n=79)	4.0/ Over (n=40)	3.0- 4.0 (n=170)	Under 3.0 (n=46)
RN's/Pharmacists/ Dieticians/Therapists/PA's:	2%	2%	3%	--	2%	2%	3%	5%	2%	--
Protective Services:	2%	2%	2%	2%	3%	2%	1%	--	2%	7%
Transportation/Materials Moving Occupations:	2%	2%	2%	--	1%	3%	3%	--	2%	4%
Writers/Artists/ Entertainers:	2%	1%	2%	--	1%	3%	--	--	2%	--
Social Scientists/ Religious Workers/ Lawyers:	1%	1%	2%	3%	2%	--	1%	--	2%	--
Technologists/Technicians (Except Health):	1%	1%	2%	3%	--	3%	--	--	--	7%
Production Occupations:	1%	--	2%	2%	--	--	3%	--	1%	--
Internship/Apprenticeship:	1%	--	--	3%	1%	1%	1%	3%	1%	--
Graphic Designer:	--	2%	3%	--	1%	--	--	--	1%	--
Mechanics/Repairers/ Installers:	--	2%	2%	2%	1%	--	--	--	--	2%
Accounting:	--	2%	1%	4%	1%	--	--	--	1%	--
Telemarketing:	--	1%	2%	--	--	1%	--	--	--	2%
Natural Scientists/ Mathematicians:	--	--	--	2%	--	--	1%	--	1%	--
Agriculture/Forestry/ Fishing Occupations:	--	--	--	2%	--	1%	--	--	--	--
All Other Occupations:	10%	6%	2%	3%	9%	10%	2%	3%	6%	3%

Percentages total vertically to 100%.
(Reference: Q12)

V. Postsecondary education level achieved and major course of study

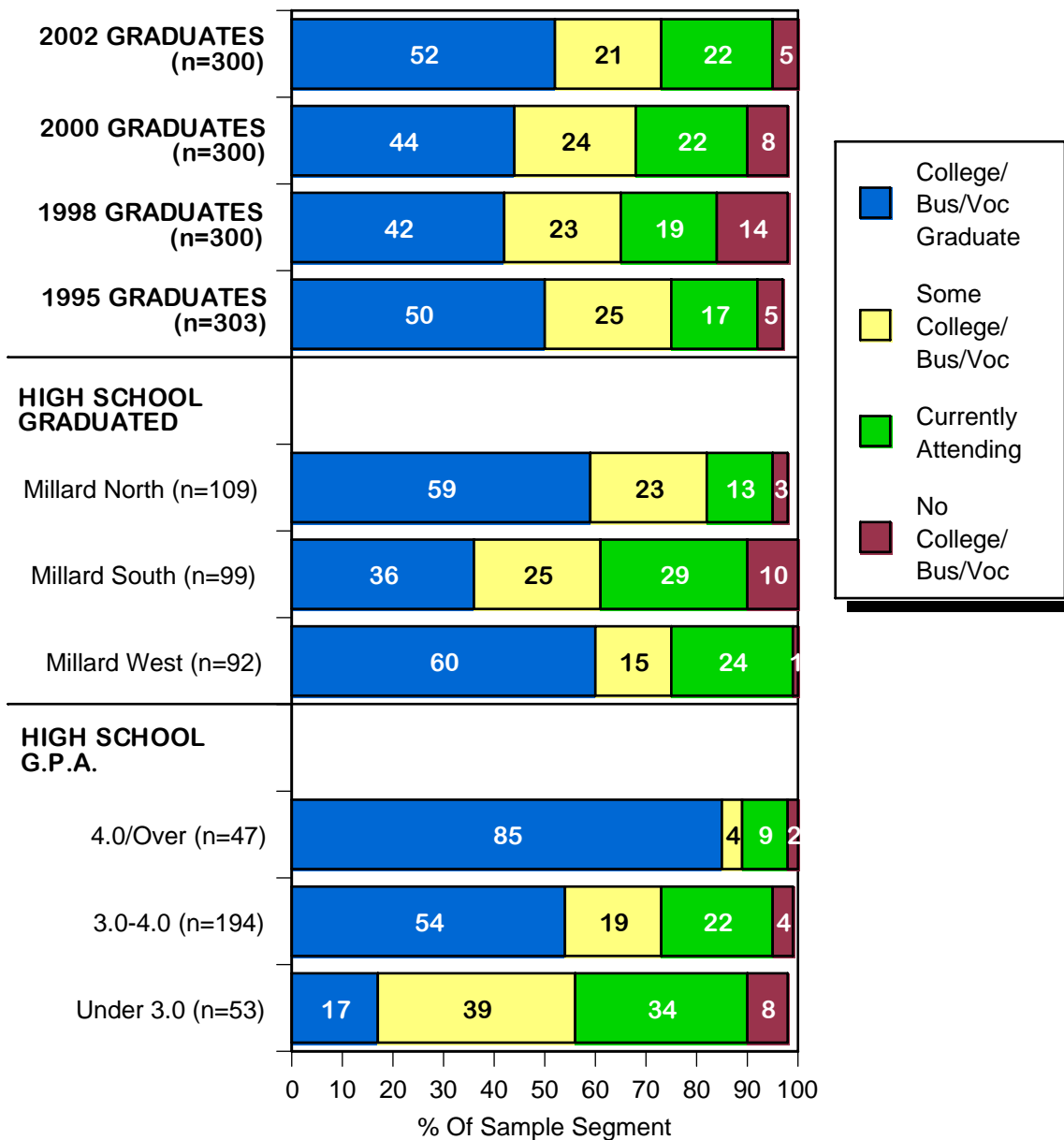
The incidence of having graduated from an educational institution beyond high school has fluctuated slightly since the benchmark study. Among the graduates of the class of 2002, 52% indicate that they have graduated from a college, business or vocational school. In the class of 2000, 44% reported that they had graduated. Among the graduates of 1995, 50% had graduated within five years. The 1998 graduates interviewed reported a graduation rate of 42%. Most Millard graduates report participating in some form of education beyond high school. The incidence of not having attended any educational institution beyond high school was 9% among the graduates of 2002 and is statistically similar to the previous waves.

A greater proportion of Millard West graduates (60%) and Millard North graduates (59%) are current college/business school/vocational school graduates than are those who graduated from Millard South (36%). Much more significant differences are displayed in light of high school GPAs. A majority (85%) of those who report a high school grade point average of 4.0 or higher have graduated from a college, business or vocational school. This compares to 54% of graduates of the class of 2002 with a grade point average between 3.0 and 4.0 and only 17% of those with a high school GPA of less than 3.0 (See Figure 6, next page).

Among the members of the class of 2002 who pursued formal education beyond high school, 82% have attended or are attending a four-year college (compared to 72% of the graduates of 2000). 16% have attended or are attending a two-year college or a business or vocational school, compared to 20% of the class of 2000. Among the graduates of 2002 who are attending or have graduated from a post-secondary institution, 59% have already received a Bachelor's Degree and 13% have achieved an Associate's (two-year) Degree.

When respondents who are either currently attending a post-secondary educational institution or who have already graduated from one were questioned as to their major, 10% of them identified business. When combined with those who named marketing (7%), accounting (2%) and finance (1%), one fifth of those surveyed in the class of 2002 either have majored or are majoring in the business field.

Figure 6
POST SECONDARY EDUCATION STATUS
 • Study Wave Comparisons •
 - And By Selected 2002 Sample Segments -



Distance from end of bars to 100% = "Not sure" replies.
 (Reference: Q14, 16, 17, 20A)

VI Performance of Millard High Schools in preparing students and perceptions of quality and adequacy of subject courses taken

From an overall perspective, 45% of all Millard graduates of the class of 2002 indicated that they perceived that the major emphasis of their high school courses was general education versus college preparatory (39%).

Small differences in this perception are displayed according to high school attended and to GPA earned. Millard South graduates less often viewed their curriculum as being college preparatory (32% compared to 42% at the other two high schools). The higher the GPA achieved during high school, the more likely the respondents were to report that their curricula were college preparatory in nature. Slightly more than three-fourths (77%) of those who reported a GPA of 4.0 or higher, 38% of those with GPAs between 3.0 and 4.0, and 11% of those with a GPA under 3.0 viewed courses as college preparatory.

Perceptions of courses taken tie in with respondents' current level of education achieved; those who have not yet graduated from college tend to view their high school work more as general education than as college preparatory. However, among college graduates, 57% view their high school courses as being college preparatory, while only 28% felt that the courses were more of a general education.

This is the second wave of the survey to include questions to determine the incidence of having taken Advanced Placement[®] courses or tests.

More of the graduates of 2002 took at least one Advanced Placement[®] course—58% compared to 51% of the class of 2000. Among the class of 2000, 20% of those who took an A.P.[®] course actually took an A.P.[®] exam. In the class of 2002, 24% of those taking an A.P.[®] course took an A.P.[®] exam. Graduates from Millard North and Millard West were more likely than their Millard South counterparts to have taken an A.P.[®] exam (28% and 27% compared to 17% respectively). Students who reported high school GPAs of 4.0 or higher were much more likely to have taken an A.P.[®] exam (60%) than were students with 3.0 to 4.0 (21%) or below 3.0 (8%).

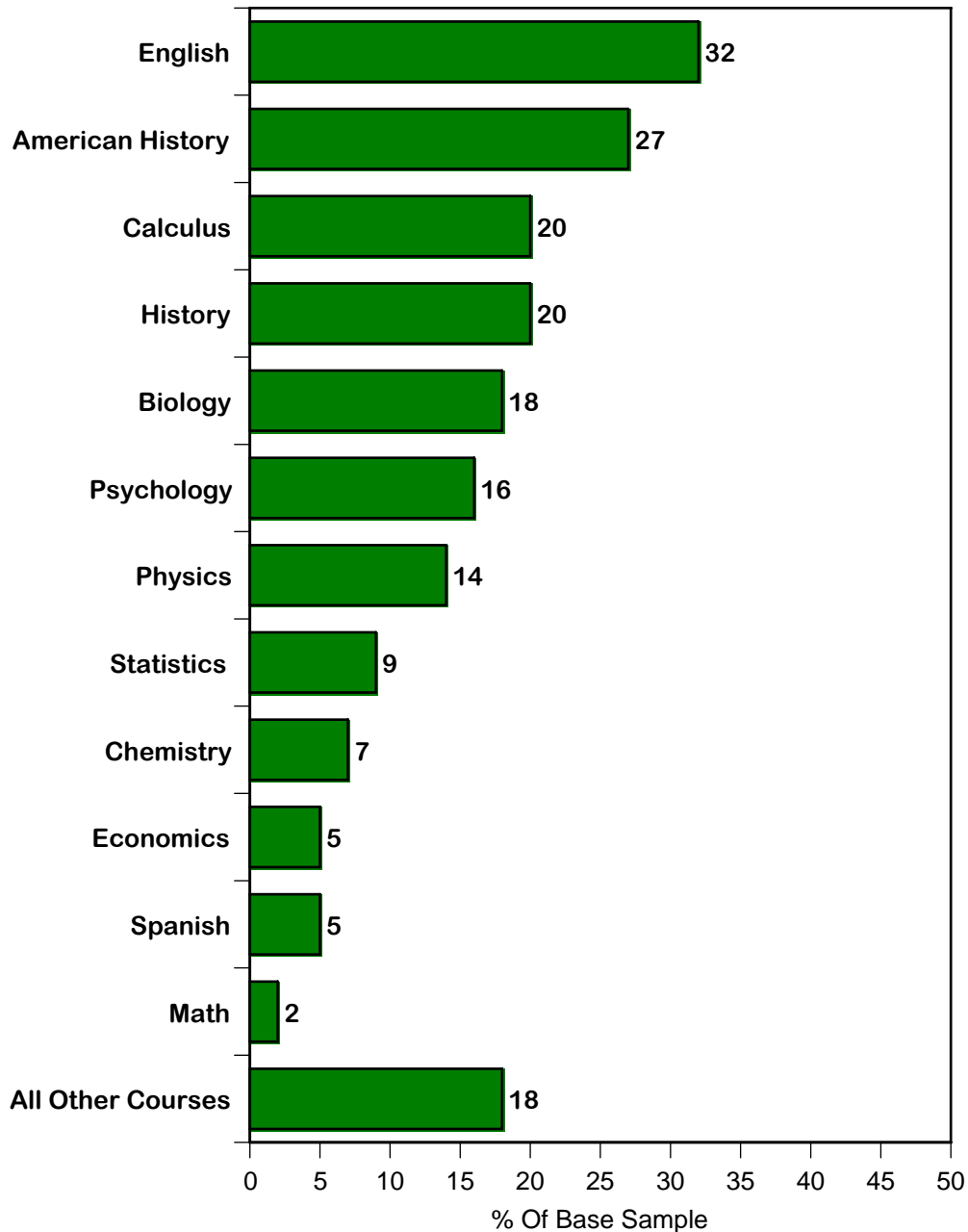
A.P.[®] exams most frequently taken were in English (33%) or American history (27%). Other exams mentioned fairly often were calculus (20%—up from 13% in 2000), history (20%) and biology (18%).

Among those who took an Advanced Placement[®] exam, 60% reported that they received college or university credit or had courses waived on the basis of their exam grade. This translates into 15% of the graduates of 2002 having courses waived or receiving college credit as a result of scoring well on an A.P.[®] exam in high school (see Figure 11D, next page).

Figure 11D

**COLLEGE/UNIVERSITY COURSES WHICH WERE WAIVED
OR FOR WHICH CREDIT WAS RECEIVED DUE TO
TAKING AN ADVANCED PLACEMENT EXAM
• 2002 Graduates •**

(Base: Those Receiving Credit Or Had Courses Waived / n=44)



Up to five courses accepted.
(Reference: Q20G)

Letter grade ratings for four performance areas

All respondents were asked to give their high school a letter grade for each of the following four performance areas:

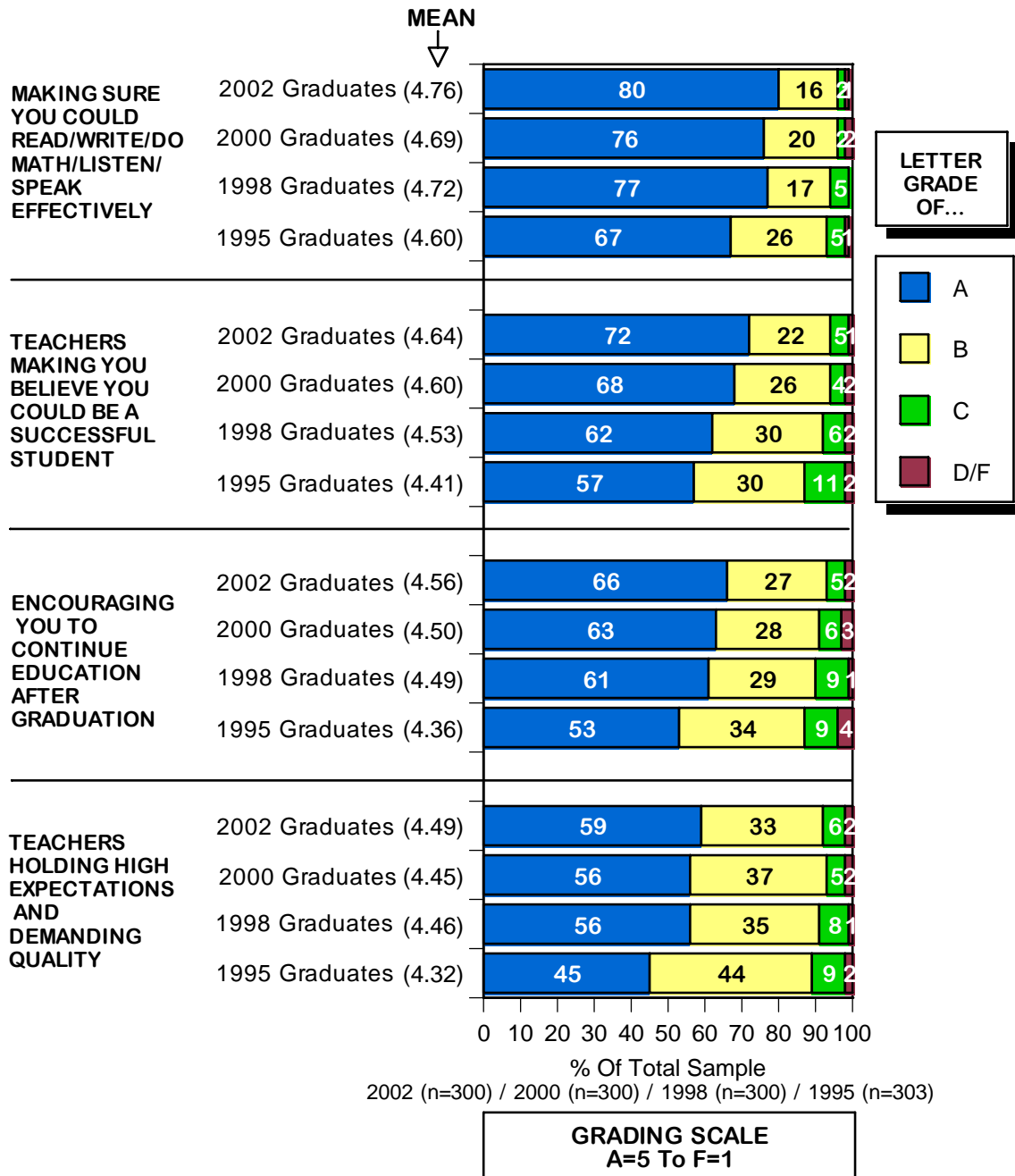
- *The high school making certain that you were able to read, write, do math, listen and speak effectively*
- *The high school teachers making you believe you could succeed as a student*
- *The high school encouraging you to want to continue with learning, or your education, after graduation*
- *The high school teachers holding high expectations and demanding quality work*

More of the graduates of 2002 assigned a letter grade of A to each performance area than those of any previous wave. Although these increases are slight, a general trend toward increased satisfaction for each performance area is evident. Results related to *making sure you could read/write/do math/listen/speak effectively* continues to receive the highest average grade, while *teachers holding high expectations* is lowest, but still with 92% ranking that category with an A or a B. See figure 12, next page. Figure 12 A displays the results for only the class of 2002 by high school attended.

All respondents were also asked to assign a letter grade to courses taken in thirteen subject areas at the Millard high school they attended. Figure 13 illustrates the results. For most of the subject areas, the graduates of 2002 gave a slightly higher grade than the graduates of any of the previous studies. The areas in which the 2002 graduates did not give a higher grade included physical education and industrial technology (See Figure 13). On an overall basis, graduates of each high school gave positive grade point averages to each of the 13 subject areas evaluated. In fact, the highest average grade given by Millard North graduates was 4.70 for English, followed by art (4.65). Graduates of 2002 from Millard South rated physical education highest (4.58), followed closely by music (4.56). Music was the highest rated subject area among Millard West graduates (4.78), followed by science (4.65) and English (4.62). These ratings were established by those who actually participated in those courses.

Figure 12

LETTER GRADE RATINGS FOR MILLARD HIGH SCHOOL ATTENDED GIVEN 4 DIFFERENT PERFORMANCE AREAS
 • Study Wave Comparisons •



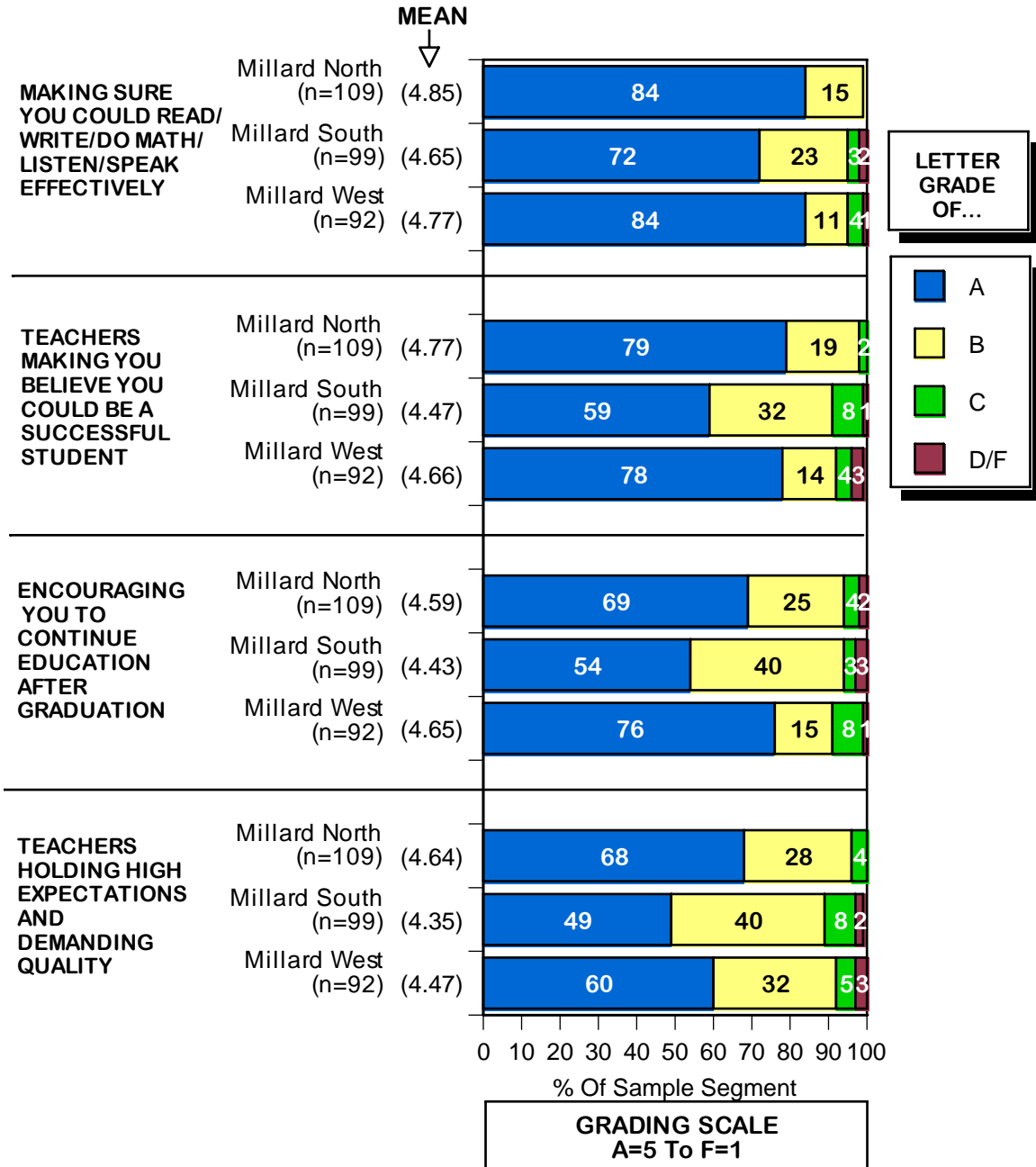
Distance from end of bars to 100% = "Not sure" replies.
 (Reference: Q22A-D)

Figure 12A

LETTER GRADE RATINGS FOR MILLARD HIGH SCHOOL ATTENDED GIVEN 4 DIFFERENT PERFORMANCE AREAS

• 2002 Graduates •

- By High School Graduated -

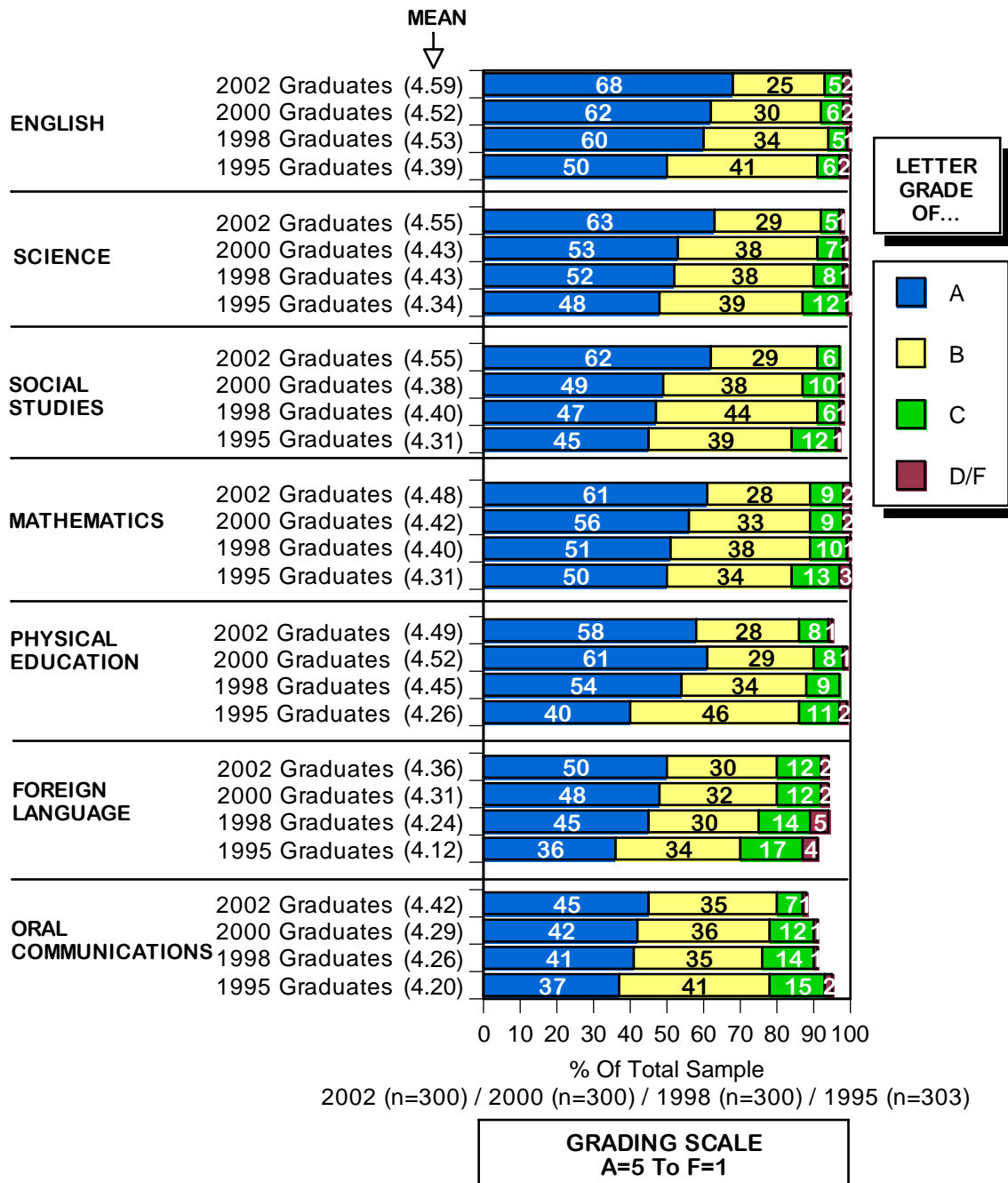


Distance from end of bars to 100% = "Not sure" replies.
(Reference: Q22A-D)

Figure 13

**LETTER GRADE GIVEN TO MILLARD HIGH SCHOOLS
OVERALL FOR 13 DIFFERENT SUBJECTS**

• Study Wave Comparisons •



(Continued)

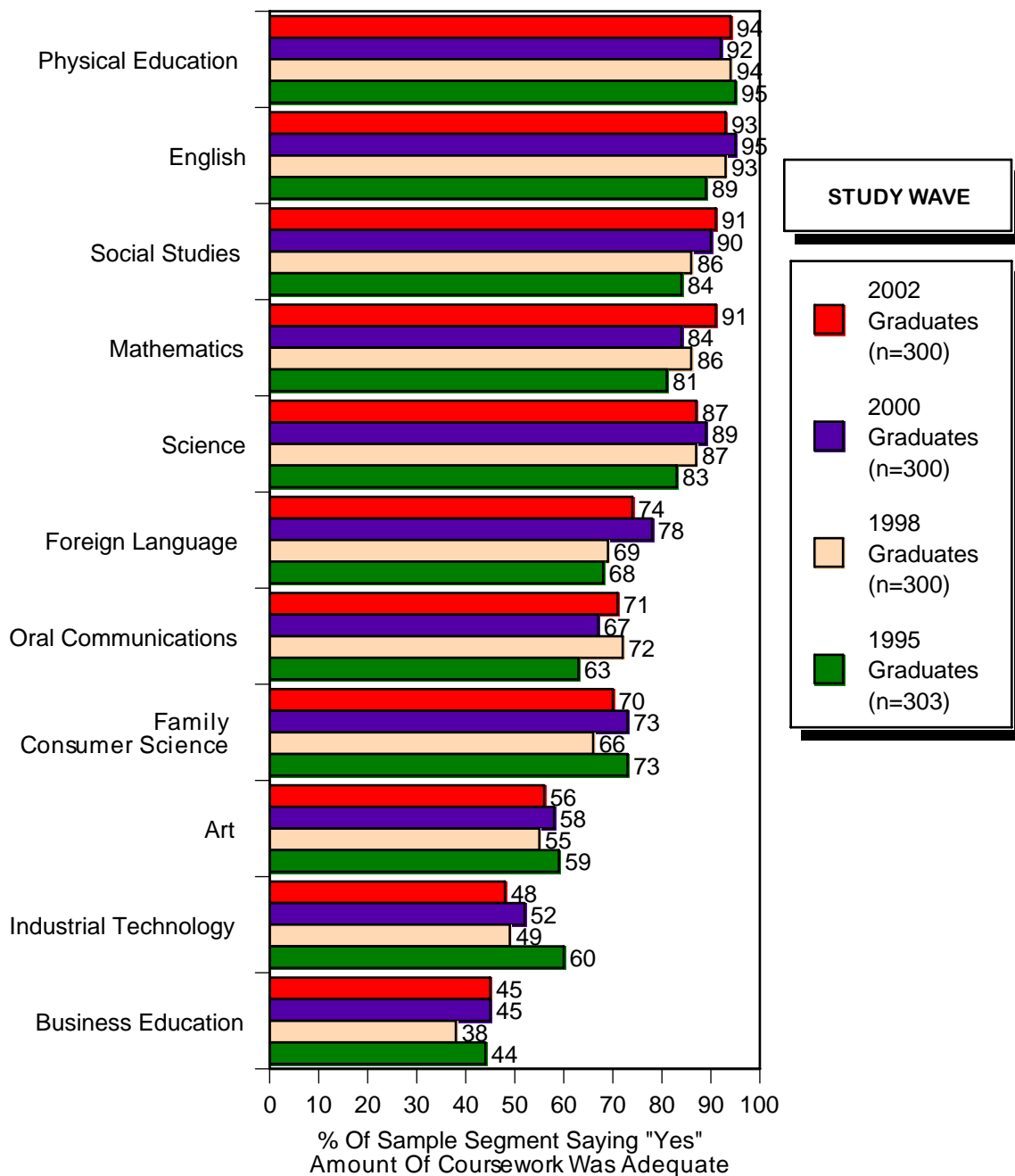
Adequacy of coursework taken

All respondents were asked whether or not they felt that they took enough courses while attending their high school given 11 subject areas. Eight to nine in every ten graduates in all four five-year surveys felt that the amount of coursework they took in the given subject areas of English, physical education, social studies, science and mathematics was adequate. A smaller majority of graduates in each study also felt that the amount of coursework related to world language, family and consumer science, oral communications, and art was adequate as well. Among the 2002 graduates, 48% felt that the amount of coursework in industrial technology was adequate. This compares to 60% of the graduates of 1995, 49% of the class of 1998, and 52 % of the class of 2000. The incidence of feeling that coursework taken was adequate was lowest in all four waves of this study in the area of business education. Only 45% of the graduates of 2000 and of 2002 felt that coursework in that area was adequate (see figure 14 on the next page).

In nearly all subject areas, no significant differences were seen in results among high schools regarding taking adequate coursework. However, Millard West graduates from 2002 more often felt that the coursework taken related to industrial technology (57%) and business education (54%) was adequate than did those from either Millard North (39% for IT, 40% for bus. ed.) or Millard South (51 % for IT, 41% for bus. ed.). With the exception of those two areas at North and South, the majority of graduates of 2002 felt that they had taken adequate coursework in all subject areas (see figure 14 A).

Figure 14

INCIDENCE OF FEELING AMOUNT OF COURSEWORK TAKEN IN HIGH SCHOOL WAS ADEQUATE FOR 11 SUBJECTS
• Study Wave Comparisons •

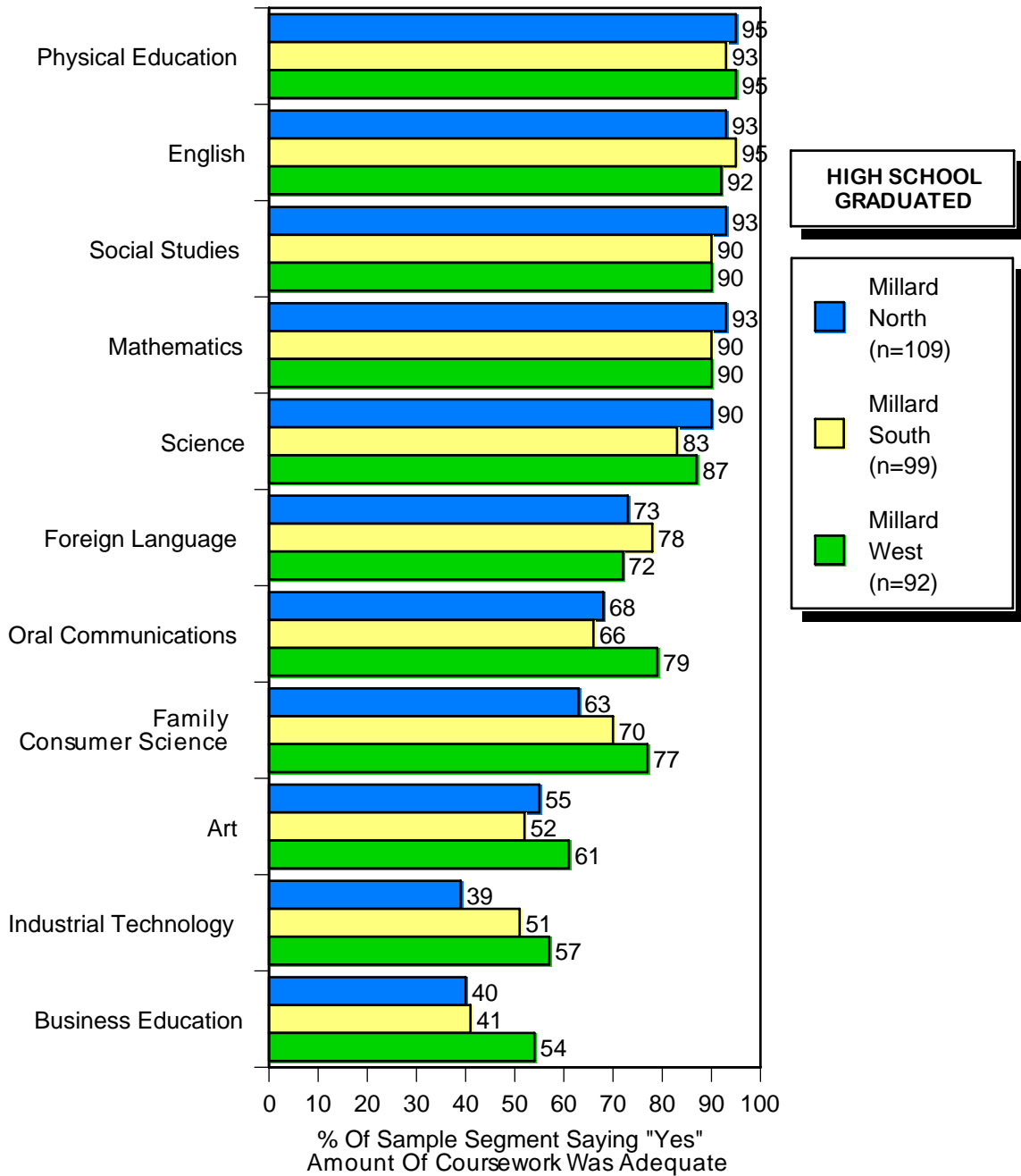


Distance from end of bars to 100% = "No"/"Not sure" replies.
 (Reference: Q24A-K)

Figure 14A

INCIDENCE OF FEELING AMOUNT OF COURSEWORK TAKEN IN HIGH SCHOOL WAS ADEQUATE FOR 11 SUBJECTS

• 2002 Graduates •
- By High School Graduated -



Distance from end of bars to 100% = "No"/"Not sure" replies.
(Reference: Q24A-K)

HIGHLIGHTS AND RECOMMENDATIONS

The majority of respondents from the class of 2002 reported feeling adequately prepared by the Millard High Schools to achieve their educational goals and/or to enter the workforce. They gave high grades to the courses they took. Nearly all were satisfied with the amount of coursework they took in the “required” subjects, but at Millard South and Millard North, they were not able to take all of the electives they would have liked, especially in business and industrial technology.

The vast majority of this class (88%) went on to college, but only about half of the class perceived their high school work as college preparatory. Those who had graduated from college were more likely to recall their high school work as college preparatory. Slightly over half of the class of 2002 (52%) report having graduated from a post-secondary institution, the most in any of the study waves to have graduated in five years after high school. Among the graduates of 2000, 44% reported having graduated, and 42% of the graduates of 1998 had done so.

Among the graduates of 2002, 58% took at least one Advanced Placement[®] course, and 24% of those who took an A.P.[®] course actually took an A.P.[®] exam. Among those who took an Advanced Placement[®] exam, 62% reported that they received college or university credit or had courses waived on the basis of their exam grade. This translates into 12% of the graduates of 2000 having courses waived or receiving college credit as a result of scoring well on an A.P.[®] exam in high school. The students in this survey were not able to earn dual enrollment credit from UNO for A.P.[®] classes, though they could have earned them from Peru State College. Since this class graduated, creating an A.P.[®] culture has become a focus in the strategic plan, and participation in both A.P.[®] courses and A.P.[®] testing has increased significantly. Maintaining our focus on encouraging every college bound student to take at least one A.P.[®] course may increase our students’ perceptions of their school work as college preparatory.

The adequacy of coursework in industrial technology and business education has continued to be deemed less than adequate by a majority of the respondents in every wave of this survey. Yet, one fifth of those 2002 graduates surveyed who went on to college report majoring in some aspect of business, and 13% of those surveyed who are currently employed work in some area of industrial technology. As we begin to decide about the career clusters and/or academies we may choose to offer, these two areas would seem likely to appeal to our students.

AGENDA SUMMARY SHEET

AGENDA ITEM: Report on the school calendar

MEETING DATE: October 1, 2007

DEPARTMENT: Office of the Superintendent

TITLE AND BRIEF DESCRIPTION: Report on the school calendar

This is a report compiled to review the current calendar parameters and get board input on possible revisions.

ACTION DESIRED: APPROVAL _____ DISCUSSION XX INFORMATION ONLY

BACKGROUND:

The 2007-2008 and 2008-2009 calendars have been approved.

The calendar committee last met in the fall of 2004. The committee came to consensus on 10 parameters (attached). We have used those parameters to build calendars for board approval since that time (calendars attached). We have had the most difficulty with the start date and the balanced semester parameter.

We have added 2 staff days and 2 student days to the calendar. The added days have moved the final week of school to the week that follows Memorial Day.

High schools use approximately 30 hours to flex their individual calendars. Most of those hours are taken in the second semester for required assessments (high school calendar study attached).

I log all comments that I receive from the community. I have received 81 calls or emails since 2001 (average less than 10 each year) and most of the input is that we either start too early or we are in school too late.

The calendar committee will be meeting and we are seeking the board members input on future calendars (2009-2010). Metro school calendars are attached.

RECOMMENDATION:

STRATEGIC PLAN REFERENCE:

IMPLICATIONS OF ADOPTION OR REJECTION:

TIMELINE:

RESPONSIBLE PERSON: Angelo Passarelli

SUPERINTENDENT'S APPROVAL: _____  _____

BOARD ACTION:



2007-08 School Calendar - *Elementary & Middle School

*High school calendars vary and are available at <www.mpsomaha.org>.

AUGUST					15
M	T	W	Th	F	
		1	2	3	
6	7	8	9	10	
13	14	15	16	17	
20	21	22	23	24	
27	28	29	30	31	

SEPTEMBER					19
M	T	W	Th	F	
3	4	5	6	7	
10	11	12	13	14	
17	18	19	20	21	
24	25	26	27	28	

OCTOBER					10,8
M	T	W	Th	F	
1	2	3	4	5	
8	9	10	11	12	
15	16	17	18	19	
22	23	24	25	26	
29	30	31			

NOVEMBER					20
M	T	W	Th	F	
			1	2	
5	6	7	8	9	
12	13	14	15	16	
19	20	21	22	23	
26	27	28	29	30	

DECEMBER					15
M	T	W	Th	F	
3	4	5	6	7	
10	11	12	13	14	
17	18	19	20	21	
24	25	26	27	28	
31					

JANUARY					18
M	T	W	Th	F	
	1	2	3	4	
7	8	9	10	11	
14	15	16	17	18	
21	22	23	24	25	
28	29	30	31		

- Aug. 13 First Day for Students
- Sept. 3 No School - Labor Day
- Oct. 12 End of First Quarter
- Oct. 22-26 No School - Conferences/Professional development
- Nov. 22-23 No School - Thanksgiving Break
- Dec. 21 First Semester Ends
- Jan. 7 Second Semester Begins
- Jan. 21 No School - Martin Luther King, Jr. Day
- Feb. 14-15 No School - Conferences
- Feb. 18 No School - Presidents' Day
- Mar. 13 End of Third Quarter
- Mar. 14 No School - Teacher Work Day
- April 7-11 Spring Break
- May 2 Half-Day for Middle Schools (5th Grade Orientation)
- May 26 No School - Memorial Day
- May 30 Last Day of School
- May 31 High School Graduation

FEBRUARY					18
M	T	W	Th	F	
				1	
4	5	6	7	8	
11	12	13	14	15	
18	19	20	21	22	
25	26	27	28	29	

MARCH					9,11
M	T	W	Th	F	
3	4	5	6	7	
10	11	12	13	14	
17	18	19	20	21	
24	25	26	27	28	
31					

APRIL					17
M	T	W	Th	F	
	1	2	3	4	
7	8	9	10	11	
14	15	16	17	18	
21	22	23	24	25	
28	29	30			

MAY					19,21
M	T	W	Th	F	
			1	2	
5	6	7	8	9	
12	13	14	15	16	
19	20	21	22	23	
26	27	28	29	30	

JUNE					0
M	T	W	Th	F	
2	3	4	5	6	
9	10	11	12	13	
16	17	18	19	20	
23	24	25	26	27	
30					

JULY					0
M	T	W	Th	F	
	1	2	3	4	
7	8	9	10	11	
14	15	16	17	18	
21	22	23	24	25	
28	29	30	31		

Quarter Dates/Student Days		
Oct. 12	44 days	
Dec. 21	43 days	87
Mar. 13	45 days	
May 30	47 days	92
Total	179 days	

No School for Students
 Make-up snow days

Approved: July 9, 2007

*Middle and high school calendars vary and are available at <www.mpsomaha.org>

AUGUST					13
M	T	W	Th	F	
					1
4	5	6	7	8	
11	12	13	14	15	
18	19	20	21	22	
25	26	27	28	29	

Aug. 13 First Day for Students
 Sep. 1 No School - Labor Day
 Sep. 2 No School - District Staff Development
 Oct. 14 End of First Quarter
 Oct. 15-17 No School - Conferences/Professional Development

FEBRUARY					17
M	T	W	Th	F	
2	3	4	5	6	
9	10	11	12	13	
16	17	18	19	20	
23	24	25	26	27	

SEPTEMBER					20
M	T	W	Th	F	
1	2	3	4	5	
8	9	10	11	12	
15	16	17	18	19	
22	23	24	25	26	
29	30				

Nov. 27-28 No School - Thanksgiving Break
 Dec. 19 First Semester Ends
 Jan. 5 Second Semester Begins
 Jan. 19 No School - Martin Luther King, Jr. Day

MARCH					10,11
M	T	W	Th	F	
2	3	4	5	6	
9	10	11	12	13	
16	17	18	19	20	
23	24	25	26	27	
30	31				

OCTOBER					10,10
M	T	W	Th	F	
		1	2	3	
6	7	8	9	10	
13	14	15	16	17	
20	21	22	23	24	
27	28	29	30	31	

Feb. 12-13 No School - Conferences/Professional development
 Feb. 16 No School - Presidents' Day - District Staff Development
 Mar. 13 End of Third Quarter
 Mar. 16 No School - Teacher Work Day

APRIL					17
M	T	W	Th	F	
		1	2	3	
6	7	8	9	10	
13	14	15	16	17	
20	21	22	23	24	
27	28	29	30		

NOVEMBER					18
M	T	W	Th	F	
3	4	5	6	7	
10	11	12	13	14	
17	18	19	20	21	
24	25	26	27	28	



Apr. 6-10 Spring Break
 May 1 Half-Day for Middle Schools (5th Grade Orientation)
 May 25 No School - Memorial Day
 Jun 3 Last Day of School - Half Day

MAY					19,20
M	T	W	Th	F	
				1	
4	5	6	7	8	
11	12	13	14	15	
18	19	20	21	22	
25	26	27	28	29	

DECEMBER					15
M	T	W	Th	F	
1	2	3	4	5	
8	9	10	11	12	
15	16	17	18	19	
22	23	24	25	26	
29	30	31			

This calendar includes four days of school that may be used in case of inclement weather. **If fewer (or more) days are used, the last day of school will be adjusted accordingly.**

Quarter Dates/Student Days		
Oct. 14	43 days	
Dec. 23	43 days	86
Mar. 13	46 days	
June 3	47 days	93
Total	179 days	

 No School for Students
 Make-up snow days

JANUARY					19
M	T	W	Th	F	
			1	2	
5	6	7	8	9	
12	13	14	15	16	
19	20	21	22	23	
26	27	28	29	30	

JUNE					3
M	T	W	Th	F	
1	2	3	4	5	
8	9	10	11	12	
15	16	17	18	19	
22	23	24	25	26	
29	30				

JULY					0
M	T	W	Th	F	
			1	2	3
6	7	8	9	10	
13	14	15	16	17	
20	21	22	23	24	
27	28	29	30	31	

High School Calendar Hour Study

How do high schools use the 30 hours of time allotted to them?

2006-2007

High Schools	days	hours	North		South		West	
			30 hours	total hrs	30 hours	total hrs	30 hours	total hrs
1st Qtr	44.00	286.00	6.50	279.50	6.50	279.50	4.50	281.50
2nd Qtr	43.00	279.50	6.00	273.50	4.50	275.00	4.00	275.50
1st Semester	87.00	565.50		553.00		554.50		557.00
3rd Qtr	48.00	312.00	4.50	307.50	5.50	306.50	9.50	302.50
4th Qtr	44.00	286.00	12.00	274.00	13.00	273.00	11.75	274.25
2nd semester	92.00	598.00		581.50		579.50		576.75
Totals		1163.50		1134.50		1134.00		1133.75
State Minimum		1080.00						

**Our high school exceed the state minimum hours by over 54 hours (approx. 7 days)
Assessments account for one additional day from the second semester.**

2007-2008

High Schools	days	hours	North		South		West	
			30 hours	total hrs	30 hours	total hrs	30 hours	total hrs
1st Qtr	44.00	286.00	6.50	279.50	6.50	279.50	4.50	281.50
2nd Qtr	43.00	279.50	5.50	274.00	5.00	274.50	3.50	276.00
1st Semester	87.00	565.50		553.50		554.00		557.50
3rd Qtr	45.00	292.50	4.50	288.00	3.50	289.00	9.50	283.00
4th Qtr	46.50	302.25	12.00	290.25	11.50	290.75	11.25	291.00
2nd semester	91.50	594.75		578.25		579.75		574.00
Totals		1160.25		1131.75		1133.75		1131.50
State Minimum		1080.00						

**Our high school exceed the state minimum hours by over 51 hours (approx. 7 days)
Assessments account for one additional day from the second semester.**

These calendar parameters were developed by the last calendar committee in 2004. The board has made some adjustments in the past and we have built calendars based on the adjustments.

1. School will start the Wednesday prior to the 3rd Monday in August
2. Each semester will have a balanced number of days. First semester will end at the winter break.
3. Four placeholder days will be noted at the end of the calendar and will be used for the first five snow days that are taken.
4. There will be two full weeks of vacation at Winter Break.
5. A full week of Spring break will be placed at the end of the third quarter.
6. There will be two planning days for staff, one at the end of the first quarter and one at the end of third quarter.
7. The committee recommends adding days to the calendar when it is financially feasible to do so. Calendar days that are added should be incorporated into the body of the existing calendar.
8. There will be no school for students on Martin Luther King and President's Day
9. The calendar will have as many full weeks for student learning as possible.
10. Seniors shall remain in school for the entire school year. We should seek to move graduation to the end of the school year as quickly as the Civic Center schedule allows.

Summary of Calendar Comments

10/24/01 – 10/1/07

81 calls or contacts

We start too early – (28)

Band camp is two weeks earlier than school
 Start after Labor Day and end before Memorial Day
 Fewer days off and be out for more of the summer

Spring break (19)

Need some time around Easter (7)
 Break should be at Easter (5)
 Spring break is too late (2)
 We should not have school on Good Friday (2)
 Spring break is too early
 Likes that it coincides with UNO
 Likes April Spring break

Have the same calendars for all schools (4)

High schools are on different calendars than elementary and middle schools (4)

Snow Days (4)


We should know the last day of school (3)
 Does not like the fact that the last day varies with snow days
 Snow days should not be made up

Miscellaneous

Does not like the graduation on Saturday (5)
 Wants a full two-week Christmas Break with weekends too (4)
 October professional days are very beneficial (4)
 We need more school not less - supports 178 days (2)
 Our calendar should match other metro schools (2)
 Seniors should get out earlier than the other students (2)
 Week off in October is a problem (daycare) (2)
 We go too long (2)
 We need a teacher work day each quarter (2)
 Do not start school on August 15 – religious reasons
 Parents should get to vote on calendars
 Does not like the ½ day on May 31 this year
 We should follow OPS calendar

Bellevue Public Schools

Bellevue, Nebraska



[Home](#)
[District](#)
[Students](#)
[Parents](#)
[Curriculum](#)
[Staff](#)
[Community](#)
[Jobs](#)

District Calendar

Calendar for 2007 - 2008

[Aug](#)
[Sep](#)
[Oct](#)
[Nov](#)
[Dec](#)
[Jan](#)
[Feb](#)
[Mar](#)
[Apr](#)
[May](#)
[Jun](#)
[Jul](#)
[Entire Year](#)

Click on the month to search events by month.

8/1-8/2	Bellevue East Schedule Pickup
8/3-8/7	New Teacher Orientation
8/8-8/10	All Staff Workshop
8/9/07	<u>Elementary Back to School Night</u>
8/12/07	<u>Dedication of Lewis & Clark Middle School (1 - 3 p.m.)</u>
8/13/07	<u>Board of Education Meeting (7:30 p.m.)</u>
8/13/07	<u>Opening Day for Students</u>
8/14/07	Opening Day for Returning Students Grades 10-12
8/25/07	Arrows to Aerospace Parade
9/3/07	Labor Day (Holiday)
9/8/07	<u>Freedom Run (8:30 a.m.)</u>
9/8/07	<u>Saturday Choir Rehearsal (9:00 a.m.)</u>
9/11/07	Freedom Walk
9/14/07	Teacher Training (No School for Students)
9/15/07	<u>Saturday Choir Rehearsal (9:00 a.m.)</u>
9/22/07	<u>Saturday Choir Rehearsal (9:00 a.m.)</u>
9/29/07	<u>Saturday Choir Rehearsal (9:00 a.m.)</u>
10/6/07	<u>Saturday Choir Rehearsal (9:00 a.m.)</u>
10/6/07	<u>Intergenerational Choral Concert (10:30 a.m.)</u>
10/12/07	End of First Quarter (Early Dismissal)
10/15/07	Begin Second Quarter
10/15-10/26	Parent/Teacher/Student Conference Weeks
10/19/07	No School
11/9/07	Teacher Training (Early Dismissal)
11/21-11/23	Thanksgiving Recess
12/21/07	End of Second Quarter (Early Dismissal)
12/24/07 - 1/2/08	Holiday Break
1/3/08	School Resumes - Begin Third Quarter
1/21/08	Martin Luther King, Jr. Day (Holiday)
2/14/08	Teacher Training (No School for Students)
2/15-2/18	Winter Break
3/10-3/20	Parent/Teacher/Student Conference Weeks
3/14/08	End of Third Quarter (Early Dismissal)
3/17/08	Begin Fourth Quarter

3/21-3/24	Spring Break
5/10/08	High School Graduation
5/15/08	End of Fourth Quarter (Last Day for Students)
5/16/08	Teacher Training
5/27/08 - 6/13/08	Summer School Grades K-6
5/27/08 - 6/20/08	Summer School Grades 7-12

Calendar for 2008 - 2009

[Aug](#) [Sep](#) [Oct](#) [Nov](#) [Dec](#) [Jan](#) [Feb](#) [Mar](#) [Apr](#) [May](#) [Jun](#) [Jul](#) [Entire Year](#)

Click on the month to search events by month.

8/4-8/6	New Teacher Training
8/7-8/11	All Staff Workshop
8/12/08	First Day for Students Grades K-9 and New Students
8/13/08	First Day for Returning Students Grades 10-12
9/1/08	Labor Day (no school)
9/19/08	Teacher Training (no school for students)
10/10/08	End First Quarter (early dismissal)
10/13-10/24	Parent/Student/Teacher Conference Weeks
10/17/08	No School
11/14/08	Early Dismissal
11/26-11/28	Thanksgiving Break (no school)
12/19/08	End Second Quarter (early dismissal)
12/20/08 - 1/4/09	Holiday Break (no school)
1/5/09	School resumes
1/19/09	Martin Luther King Day (no school)
2/12/09	Teacher Training (no school)
2/13-2/16	Winter Break (no school)
3/13/09	End of Third Quarter (early dismissal)
3/16-3/27	Parent/Student/Teacher Conference Weeks
3/20/09	No School
4/10-4/13	Spring Break (no school)
5/16/09	High School Graduation
5/20/09	End of Fourth Quarter (last day for students)
5/21/09	Teacher Training (no school)
6/1-6/19	Summer School (grades K-6)
6/1-6/26	Summer School (grades 7-12)

Calendar for 2009 - 2010

[Aug](#) [Sep](#) [Oct](#) [Nov](#) [Dec](#) [Jan](#) [Feb](#) [Mar](#) [Apr](#) [May](#) [Jun](#) [Jul](#) [Entire Year](#)

Click on the month to search events by month.

Bennington Public Schools 2007-08 Calendar

Draft 1-8-07

Late Start

August 2007

S	M	T	W	T	F	S
			1	2	3	4
5	6	7	8	9	10	11
12	13	14	15	16	17	18
19	20	21	22	23	24	25
26	27	28	29	30	31	

September 2007

S	M	T	W	T	F	S
						1
2		4	5	6	7	8
9	10	11	12	13	14	15
16	17	18	19	20	21	22
23	24	25	26	27	28	29
30						

October 2007

S	M	T	W	T	F	S
	1	2	3	4	5	6
7	8	9	10	11	12	13
14	15	16	17	18	19	20
21	22	23	24	25	26	27
28	29	30	31			

November 2007

S	M	T	W	T	F	S
				1	2	3
4	5	6	7	8	9	10
11	12	13	14	15	16	17
18	19	20	21	22	23	24
25	26	27	28	29	30	

December 2007

S	M	T	W	T	F	S
						1
2	3	4	5	6	7	8
9	10	11	12	13	14	15
16	17	18	19	20	21	22
23	24	25	26	27	28	29
30						

- Aug 17,20-22 Staff Inservice Days
- Aug 23 First Day of School-11:45 Dismissal
- Sept 3 Labor Day
- Sept 21 Staff Inservice/No School
- Oct 10, 11 Parent/Teacher Conferences -
Oct. 10 5:30 to 8:30 P.M.
Oct. 11 1:00 to 6:00 P.M.
- Oct. 11 Staff Inservice 8:00 AM to 12:00 PM
- Oct. 11, 12 No School
- Oct. 26 End of First Quarter - 43 days
- Oct 22 Second Quarter Begins
- Nov. 21 - 23 Thanksgiving Vacation
- Dec. 20 Early Dismissal 11:45
- Dec. 21 to Jan. 2 Winter Break
- Jan. 11 End of First Semester - 86 days
- Jan. 14 Inservice Day
- Jan. 15 First Day of Second Semester
- Feb. 20, 21 Parent/Teacher Conferences -
Feb. 20 5:30 to 8:30 P.M.
Feb. 21 1:00 to 6:00 P.M.
- Feb. 21 Staff Inservice 8:00 AM to 12:00 PM
- Feb. 21, 22 No School
- Mar. 13 End of Third Quarter - 41 days
- Mar. 14 Staff Inservice Day
- Mar. 17 Fourth Quarter Begins
- Mar. 21 to 24 Spring Break
- Apr. 17 Early Dismissal 1:00 PM
Bennington Invitational
- May 18 Graduation
- May 23* End of 2nd Semester - 89 days
- May 27* Teacher Year-End Workshop Day
School Year August 23 - May 23
175 Student Days
10 Teacher Inservice Days
1 Contract day for P/T Conf.
186 Total Contract Days

January 2008

S	M	T	W	T	F	S
6	7	8	9	10	11	12
13	14	15	16	17	18	19
20	21	22	23	24	25	26
27	28	29	30	31		

February 2008

S	M	T	W	T	F	S
3	4	5	6	7	8	9
10	11	12	13	14	15	16
17	18	19	20	21	22	23
24	25	26	27	28	29	

March 2008

S	M	T	W	T	F	S
						1
2	3	4	5	6	7	8
9	10	11	12	13	14	15
16	17	18	19	20	21	22
23	24	25	26	27	28	29
30	31					

April 2008

S	M	T	W	T	F	S
		1	2	3	4	5
6	7	8	9	10	11	12
13	14	15	16	17	18	19
20	21	22	23	24	25	26
27	28	29	30			

May 2008

S	M	T	W	T	F	S
4	5	6	7	8	9	10
11	12	13	14	15	16	17
18	19	20	21	22	23	24
25	26	27	28	29	30	31

No School - Vacation
 Inservice - No School
 Holidays
 *Snow Day Make-up If Needed
 1st May 27 and 2nd May 28



DC West Community Schools 2007-08 CALENDAR

August

S	M	T	W	T	F	S
		1	2	3	4	
5	6	7	8	9	10	11
12	13	14	15	16	17	18
19	20	21	22	23	24	25
26	27	28	29	30	31	

Aug. 14 New Teacher Inservice
 Aug. 15 & 17 Staff Inservice
 Aug. 16 Teacher Work Day
 Aug. 20 1st Day of Classes: Dismiss @ 11:45 a.m.
 Sept. 3 NO SCHOOL - Labor Day

September

S	M	T	W	T	F	S
						1
2	3	4	5	6	7	8
9	10	11	12	13	14	15
16	17	18	19	20	21	22
23	24	25	26	27	28	29
30						

Oct. 11 End 1st Quarter (37.5)
 Oct. 12 NO SCHOOL - Teacher Workday
 Oct. 18 NO SCHOOL - PTS Conferences
 Oct. 19 NO SCHOOL - Teacher Comp Day
 Oct. 22 NO SCHOOL - Staff Inservice

October

S	M	T	W	T	F	S
		1	2	3	4	5
6	7	8	9	10	11	12
13	14	15	16	17	18	19
20	21	22	23	24	25	26
27	28	29	30	31		

Nov. 21-23 NO SCHOOL - Thanksgiving Vacation

Dec. 21 End 1st Semester (44, 81.5)
 Dec. 24- Jan. 7 NO SCHOOL - Winter Vacation

November

S	M	T	W	T	F	S
					1	2
3	4	5	6	7	8	9
10	11	12	13	14	15	16
17	18	19	20	21	22	23
24	25	26	27	28	29	30

Feb. 18 NO SCHOOL - Staff Inservice
 Mar. 14 End 3rd Quarter (48)
 Mar. 17 NO SCHOOL - Teacher Workday
 Mar. 18 NO SCHOOL - PTS Conferences
 Mar. 19 NO SCHOOL - Staff Inservice
 Mar. 20 NO SCHOOL - Teacher Comp Day
 Mar. 21 NO SCHOOL - Vacation Day

December

S	M	T	W	T	F	S
						1
2	3	4	5	6	7	8
9	10	11	12	13	14	15
16	17	18	19	20	21	22
23	24	25	26	27	28	29
30	31					

April 18 NO SCHOOL - Staff Inservice
 May 23 End 2nd Semester (44, 92)
 May 26 Memorial Day
 May 27 Teacher Workday

January

S	M	T	W	T	F	S
			1	2	3	4
5	6	7	8	9	10	11
12	13	14	15	16	17	18
19	20	21	22	23	24	25
26	27	28	29	30	31	

February

S	M	T	W	T	F	S
						1
2	3	4	5	6	7	8
9	10	11	12	13	14	15
16	17	18	19	20	21	22
23	24	25	26	27	28	29

March

S	M	T	W	T	F	S
						1
2	3	4	5	6	7	8
9	10	11	12	13	14	15
16	17	18	19	20	21	22
23	24	25	26	27	28	29
30	31					

April

S	M	T	W	T	F	S
						1
2	3	4	5	6	7	8
9	10	11	12	13	14	15
16	17	18	19	20	21	22
23	24	25	26	27	28	29
30	31					

May

S	M	T	W	T	F	S
						1
2	3	4	5	6	7	8
9	10	11	12	13	14	15
16	17	18	19	20	21	22
23	24	25	26	27	28	29
30	31					

- School in Session (173.5)
- NO SCHOOL - Vacation
- Staff Inservice (8)

- { } - Teacher Workday (5.5)
-] - End of Quarter/Semester
- Parent-Teacher-Student Conferences

2/12/2007

CALENDAR INCLUDES 4 SNOW DAYS

ELKHORN PUBLIC SCHOOLS 2007- 2008

Adopted December 11, 2006

July						
S	M	T	W	TH	F	S
1	2	3	4	5	6	7
8	9	10	11	12	13	14
15	16	17	18	19	20	21
22	23	24	25	26	27	28
29	30	31				

August						
S	M	T	W	TH	F	S
			1	2	3	4
5	6	7	8	9	10	11
12	13	14	15	16	17	18
19	20	21	22	23	24	25
26	27	28	29	30	31	

September						
S	M	T	W	TH	F	S
						1
2		4	5	6	7	8
9	10	11	12	13	14	15
16	17	18	19	20	21	22
23/ 30	24	25	26	27	28	29

October						
S	M	T	W	TH	F	S
	1	2	3	4	5	6
7		9	10	11	12	13
14	15	16	17	18	19	20
21	22	23	24	25		27
28	29	30	31			

November						
S	M	T	W	TH	F	S
				1	2	3
4	5	6	7	8	9	10
11	12	13	14	15	16	17
18	19	20	21			24
25	26	27	28	29	30	

December						
S	M	T	W	TH	F	S
						1
2	3	4	5	6	7	8
9	10	11	12	13	14	15
16	17	18	19	20	21	22
23/ 30						29

Aug 16,17,20,21 Teacher inservice
 Aug 22 Classes Commerce
 Sept 3 Labor Day
 Sept 24 Teacher Inservice - No School
 Oct 8 Elem Teacher Inservice - ONLY
 Oct 18 End of First Quarter
 Oct 19 Teacher Inservice - No School
 Oct 23-24 Evening Parent Teacher Conf

One Hour Early Dismissal
 - Elem Conferences 3 pm to 7 pm
 - MS Conferences 4:30 to 8:30 pm
 - HS Conferences 5 pm to 9 pm
 Oct 26 No School
 Nov 21 One Hour Early Dismissal
 Nov 22-23 Thanksgiving Vacation
 Dec 22-Jan 2 Winter Break
 Jan 10 End of Second Quarter
 Jan 11 Teacher Inservice - No School
 Jan 21 Elem Teacher Inservice - ONLY
 Febr 12-13 Evening Parent Teacher Conf

One Hour Early Dismissal
 -Elem Conferences 3 pm to 7 pm
 - MS Conferences 4:30 to 8:30 pm
 -HS Conferences 5 pm to 9 pm
 Febr 14 Inservice-No School
 Febr 15 No School
 Mar 19 End of Third Quarter
 Mar 20 Teacher Inservice - No School
 Mar 21-24 Spring Break
 May 18 Graduation
 May 22 Last Student Day
 May 23 Last Teacher Day
 May 26 Memorial Day

First Quarter = 40 days
 Second Quarter = 48 days
 Third Quarter = 46 days
 Fourth Quarter = 43 days

Elementary 8:15 - 3:06
 Middle School 8:15 - 3:14
 High School 8:10 - 3:15

School Year - Aug 22 to May 22
 177 Student Days
 189 Teacher Days
 Make-up Day - March 24, May 23

- No School
- Teacher Inservice/Work Day
- △ Parent Conference-Evening
- One Hour Early Dismissal
- Only Elementary Teacher Inservice/ Work Day - Oct 8 & Jan 21

January						
S	M	T	W	TH	F	S
				3	4	5
6	7	8	9	10	11	12
13	14	15	16	17	18	19
20		22	23	24	25	26
27	28	29	30	31		

February						
S	M	T	W	TH	F	S
					1	2
3	4	5	6	7	8	9
10	11	12	13	14		16
17	18	19	20	21	22	23
24	25	26	27	28	29	

March						
S	M	T	W	TH	F	S
						1
2	3	4	5	6	7	8
9	10	11	12	13	14	15
16	17	18	19	20		22
23/ 30	31	25	26	27	28	29

April						
S	M	T	W	TH	F	S
		1	2	3	4	5
6	7	8	9	10	11	12
13	14	15	16	17	18	19
20	21	22	23	24	25	26
27	28	29	30			

May						
S	M	T	W	TH	F	S
				1	2	3
4	5	6	7	8	9	10
11	12	13	14	15	16	17
18	19	20	21	22	23	24
25		27	28	29	30	31

June						
S	M	T	W	TH	F	S
1	2	3	4	5	6	7
8	9	10	11	12	13	14
15	16	17	18	19	20	21
22	23	24	25	26	27	28
29	30					

ELKHORN PUBLIC SCHOOLS

2008 - 2009

Adopted December 12, 2005

July						
S	M	T	W	TH	F	S
		1	2	3	4	5
6	7	8	9	10	11	12
13	14	15	16	17	18	19
20	21	22	23	24	25	26
27	28	29	30	31		

August						
S	M	T	W	TH	F	S
31					1	2
3	4	5	6	7	8	9
10	11	12	13	14	15	16
17	18	19	20	21	22	23
24	25	26	27	28	29	30

September						
S	M	T	W	TH	F	S
		2	3	4	5	6
7	8	9	10	11	12	13
14	15	16	17	18	19	20
21	22	23	24	25	26	27
28	29	30				

October						
S	M	T	W	TH	F	S
			1	2	3	4
5	6	7	8	9	10	11
12	13	14	15	16	17	18
19	20	21	22	23	24	25
26	27	28	29	30		

November						
S	M	T	W	TH	F	S
30						1
2	3	4	5	6	7	8
9	10	11	12	13	14	15
16	17	18	19	20	21	22
30	24	25	26			29

December						
S	M	T	W	TH	F	S
	1	2	3	4	5	6
7	8	9	10	11	12	13
14	15	16	17	18	19	20
21						27
28						

Aug 13,14,15,18 Teacher Inservice
 Aug 19 Classes Commerce
 Sept 1 Labor Day
 Sept 29 Teacher Inservice - No School
 Oct 23 End of First Quarter
 Oct 24 Teacher Inservice - No School
 Oct 28-29 Evening Parent Teacher Conf
 One Hour Early Dismissal
 - Elem Conferences 3 pm to 7 pm
 - MS Conferences 4:30 to 8:30 pm
 - HS Conferences 5 pm to 9 pm

Oct 31 No School
 Nov 26 One Hour Early Dismissal
 Nov 27-28 Thanksgiving Vacation
 Dec 20-Jan 4 Winter Break
 Jan 09 End of Second Quarter
 Jan 12 Teacher Inservice - No School
 Feb 17-18 Evening Parent Teacher Conf
 One Hour Early Dismissal
 -Elem Conferences 3 pm to 7 pm
 - MS Conferences 4:30 to 8:30 pm
 -HS Conferences 5 pm to 9 pm

Feb 19 Inservice-No School
 Feb 20 No School
 Mar 19 End of Third Quarter
 Mar 20 Teacher Inservice - No School
 April 10-12 Spring Break
 May 17 Graduation
 May 21 Last Student Day
 May 22 Last Teacher Day
 May 25 Memorial Day

First Quarter = 46 days
 Second Quarter = 42 days
 Third Quarter = 47 days
 Fourth Quarter = 42 days

Elementary 8:25 - 3:06
 Middle School 8:15 - 3:14
 High School 8:10 - 3:15

School Year - Aug 19 to May 21
 177 Student Days
 189 Teacher Days
 Make-up Day - May 22, April 10

- No School
- Teacher Inservice/Work Day
- Parent Conference-Evening
- One Hour Early Dismissal

January						
S	M	T	W	TH	F	S
						3
4	5	6	7	8	9	10
11	12	13	14	15	16	17
18	19	20	21	22	23	24
25	26	27	28	29	30	31

February						
S	M	T	W	TH	F	S
1	2	3	4	5	6	7
8	9	10	11	12	13	14
15	16	17	18	19		21
22	23	24	25	26	27	28

March						
S	M	T	W	TH	F	S
1	2	3	4	5	6	7
8	9	10	11	12	13	14
15	16	17	18	19	20	21
22	23	24	25	26	27	28
29	30	31				

April						
S	M	T	W	TH	F	S
			1	2	3	4
5	6	7	8	9		11
12	13	14	15	16	17	18
19	20	21	22	23	24	25
26	27	28	29	30		

May						
S	M	T	W	TH	F	S
31					1	2
3	4	5	6	7	8	9
10	11	12	13	14	15	16
17	18	19	20	21	22	23
24		26	27	28	29	30

June						
S	M	T	W	TH	F	S
	1	2	3	4	5	6
7	8	9	10	11	12	13
14	15	16	17	18	19	20
21	22	23	24	25	26	27
28	29	30				

Gretna Public Schools 2007-2008

August

S	M	T	W	T	F	S
			1	2	3	4
5	6	7	8	9	10	11
12	13	14	15	16	17	18
19	20	21	22	23	24	25
26	27	28	29	30	31	

August
Aug. 20-22: Teacher Workshop Days
Aug. 23: First Day of School

September

Sept. 3: Labor Day, NO SCHOOL

October

Oct. 25: End of Quarter
Oct. 26: NO SCHOOL

November

Nov. 9: NO SCHOOL
Teacher's Conference Comp. Day
Nov. 22-23: NO SCHOOL
Thanksgiving

December

Dec. 22-Jan 1: Winter Break

January

Jan. 2: Classes Resume
Jan. 11: End of Quarter
Jan. 21: NO SCHOOL
Teacher Workday

February

Feb. 18: NO SCHOOL
Teacher Inservice

March

March 14: End of Quarter
March 21-24: NO SCHOOL
March 28: NO SCHOOL
Teacher's Conference Comp. Day

May

May 23: Last Day of School
May 27: Teacher Workday

January

S	M	T	W	T	F	S
		1	2	3	4	5
6	7	8	9	10	11	12
13	14	15	16	17	18	19
20	21	22	23	24	25	26
27	28	29	30	31		

February

S	M	T	W	T	F	S
						1 2
3	4	5	6	7	8	9
10	11	12	13	14	15	16
17	18	19	20	21	22	23
24	25	26	27	28	29	

March

S	M	T	W	T	F	S
						1
2	3	4	5	6	7	8
9	10	11	12	13	14	15
16	17	18	19	20	21	22
23	24	25	26	27	28	29
30	31					

April

S	M	T	W	T	F	S
						1 2 3
4	5	6	7	8	9	10
11	12	13	14	15	16	17
18	19	20	21	22	23	24
25	26	27	28	29	30	31

May

S	M	T	W	T	F	S
						1 2 3
4	5	6	7	8	9	10
11	12	13	14	15	16	17
18	19	20	21	22	23	24
25	26	27	28	29	30	31

September

S	M	T	W	T	F	S
						1
2	3	4	5	6	7	8
9	10	11	12	13	14	15
16	17	18	19	20	21	22
23	24	25	26	27	28	29
30						

October

S	M	T	W	T	F	S
	1	2	3	4	5	6
7	8	9	10	11	12	13
14	15	16	17	18	19	20
21	22	23	24	25	26	27
28	29	30	31			

November

S	M	T	W	T	F	S
						1 2 3
4	5	6	7	8	9	10
11	12	13	14	15	16	17
18	19	20	21	22	23	24
25	26	27	28	29	30	

December

S	M	T	W	T	F	S
						1
2	3	4	5	6	7	8
9	10	11	12	13	14	15
16	17	18	19	20	21	22
23	24	25	26	27	28	29
30	31					

FIRST DAY = ★
 NO SCHOOL = ■
 END OF QUARTER = □
 LAST DAY = ★



BOARD OF EDUCATION
 Sandra Kostos Jensen, *President*
 Shirley J. Tyree, *Vice President*

Bambi Bartek
 Mary Ellen Drickey
 Barbara J. Dutiel
 Nancy W. Huston
 Nancy Kratky

Mark A. Martinez
 Mona M. McGregor
 Karen L. Shepard
 Penny L. Sopher
 F.E. "Fritz" Stanek

John J. Mackiel, *Superintendent*

2007-2008 Calendar

August 2007

S	M	T	W	T	F	S
			1	2	3	4
5	6	7	8	9	10	11
12	13	14	15	16	17	18
19	20	21	22	23	24	25
26	27	28	29	30	31	

September 2007

S	M	T	W	T	F	S
						1
2	3	4	5	6	7	8
9	10	11	12	13	14	15
16	17	18	19	20	21	22
23	24	25	26	27	28	29
30						

October 2007

S	M	T	W	T	F	S
		1	2	3	4	5
6	7	8	9	10	11	12
13	14	15	16	17	18	19
20	21	22	23	24	25	26
27	28	29	30	31		

November 2007

S	M	T	W	T	F	S
					1	2
3	4	5	6	7	8	9
10	11	12	13	14	15	16
17	18	19	20	21	22	23
24	25	26	27	28	29	30

December 2007

S	M	T	W	T	F	S
						1
2	3	4	5	6	7	8
9	10	11	12	13	14	15
16	17	18	19	20	21	22
23	24	25	26	27	28	29
30	31					

January 2008

S	M	T	W	T	F	S
			1	2	3	4
5	6	7	8	9	10	11
12	13	14	15	16	17	18
19	20	21	22	23	24	25
26	27	28	29	30	31	

February 2008

S	M	T	W	T	F	S
					1	2
3	4	5	6	7	8	9
10	11	12	13	14	15	16
17	18	19	20	21	22	23
24	25	26	27	28	29	

March 2008

S	M	T	W	T	F	S
						1
2	3	4	5	6	7	8
9	10	11	12	13	14	15
16	17	18	19	20	21	22
23	24	25	26	27	28	29
30	31					

April 2008

S	M	T	W	T	F	S
			1	2	3	4
5	6	7	8	9	10	11
12	13	14	15	16	17	18
19	20	21	22	23	24	25
26	27	28	29	30		

May 2008

S	M	T	W	T	F	S
						1
2	3	4	5	6	7	8
9	10	11	12	13	14	15
16	17	18	19	20	21	22
23	24	25	26	27	28	29
30	31					

June 2008

S	M	T	W	T	F	S
						1
2	3	4	5	6	7	8
9	10	11	12	13	14	15
16	17	18	19	20	21	22
23	24	25	26	27	28	29
30	31					

Holidays

- Teacher Days** - Students not present
- - No School for elementary students
 - - No School for middle school students
 - - No School for senior high students
 - ◻ - Early Release for elementary students

First Semester Parent/Teacher Conferences


Elementary Parent/Teacher Conferences	Week of October 22
Middle School Parent/Teacher Conferences	Week of October 29
Senior High Parent/Teacher Conferences	Week of November 5

Second Semester Parent/Teacher Conferences

Middle School Parent/Teacher Conferences	Week of February 11
Senior High Parent/Teacher Conferences	Week of March 10
Elementary Parent/Teacher Conferences	Week of March 24

New Teacher Induction Program	August 8-10
New Teacher Days	August 13-14
Planning-Inservice/Teacher Work Days	August 15-17, 20-21
Schools Open	August 22
Labor Day	September 3
Omaha Education Week	September 17
Elementary Planning Day - No elementary students	September 28
Curriculum Day	October 1
First Quarter Ends	October 23
Second Quarter Begins	October 24
Half Day Elementary Teacher Work Day	October 25
No school for elementary students	
Elementary Planning Day - No elementary students	October 26
Half Day Middle School Teacher Work Day	November 2
No school for middle school students	
Half Day Senior High Teacher Work Day	November 9
No school for senior high students	
Planning-Inservice/Teacher Work Days	November 21
Thanksgiving Recess	November 22-23
Winter Recess	December 24-January 4
First Semester/Second Quarter Ends	January 10
Semester Break Day/Teacher Work Day	January 11

Second Semester/Third Quarter Begins	January 14
Martin Luther King Day	January 21
Elementary Planning Day - Early Dismissal/Elementary Students	February 15
Half Day Middle School Teacher Work Day	February 15
No school for middle school students	
Presidents' Day	February 18
Planning-Inservice/Curriculum Day	February 19
Third Quarter Ends	March 14
Half Day Senior High Teacher Work Day	March 14
No school for senior high students	
Fourth Quarter Begins	March 17
Half Day Elementary Teacher Work Day	March 27
No school for elementary students	
Elementary Planning Day - No elementary students	March 28
Spring Recess - No students	April 7-11
Elementary Planning Day - No elementary students	April 18
Planning-Inservice/Teacher Work Day	May 5
Second Semester/Fourth Quarter Ends - Last student day	May 23
Memorial Day	May 26
Planning-Inservice/Teacher Work Day	May 27-29
Summer School Begins	June 4



PAPILLION-LA VISTA PUBLIC SCHOOLS

*One District - Achieving Excellence
One Building, One Classroom, One Student at a time!*

[HOME](#) » [Parents & Student Information](#) » [2 Year Calendar](#)

District Information

Parent & Student Information

Staff Information

Alumni Information

Job Postings

District Calendar School Year 2007 - 2008

[Jun](#) [Jul](#) [Aug](#) [Sep](#) [Oct](#) [Nov](#) [Dec](#) [Jan](#) [Feb](#) [Mar](#) [Apr](#) [Full Year](#)
Click on the month to search events by month

Aug 15, 2007	<u>First Day of School</u>
Sep 3, 2007	No School - Labor Day
Sep 4, 2007	No School - Staff Development
Sep 28, 2007	No School
Oct 19, 2007	<u>No School - Staff Development</u>
Nov 21, 2007	No School - Staff Development
Nov 22-23, 2007	No School - Fall Vacation
Dec 21, 2007	<u>No School - Staff Development</u>
Dec 24, 2007 - Jan 2, 2008	No School - Winter Vacation
Jan 21, 2008	No School - Staff Development
Feb 18, 2008	No School - Staff Development
Mar 7, 2008	End of 3rd Quarter
Mar 17-21, 2008	No School - Spring Vacation
Mar 24, 2008	No School - Staff Development
Apr 25, 2008	No School - Staff Development
May 21, 2008	<u>Last Day of School</u>
May 22, 2008	<u>First Snow Make-up Day</u>
May 23, 2008	<u>Second Snow Make-up Day</u>

District Calendar School Year 2008 - 2009

[Jun](#) [Jul](#) [Aug](#) [Sep](#) [Oct](#) [Nov](#) [Dec](#) [Jan](#) [Feb](#) [Mar](#) [Apr](#) [Full Year](#)
Click on the month to search events by month

Aug 19, 2008	<u>First Day of School</u>
Sep 1, 2008	No School - Labor Day
Sep 2, 2008	No School - Staff Development
Sep 26, 2008	No School
Oct 17, 2008	<u>No School - Staff Development</u>
Nov 26, 2008	No School - Staff Development
Nov 27-28, 2008	No School - Fall Vacation

Dec 19, 2008	<u>No School - Staff Development</u>
Dec 22, 2008 - Jan 2, 2009	No School - Winter Vacation
Jan 19, 2009	No School - Staff Development

[Comments/Feedback]

The Papillion-La Vista School District does not discriminate on the basis of race, color, religion, national origin, gender, marital status, age, disability, or any other legally protected status in admission or access to, or treatment, or employment in its programs and activities. The following person(s) have been designated to handle inquiries regarding complaints, grievance procedures, or the application of these policies of non-discrimination. Employees-Assistant Superintendent of Human Resources 420 S. Washington Street, Papillion, NE 68046. Phone-(402) 537-6206. Students-Director of Student Services 420 S. Washington St., Papillion, NE 68046. Phone-(402) 537-6214. Any parents, employees, and students who do not believe their complaints regarding Title IX, Title VI, or Section 504 have been met with resolution at the District level, may appeal their grievances to the Regional Department of Education, Office of Civil Rights. Office of Civil Rights 8930 Ward Parkway, Suite 2037, Kansas City, MO 64114. Phone-(816) 268-0550, Fax-(816) 823-1404, TDD-(800) 437-0833.



*Small enough to know
Large enough to serve*

Calendar

Calendar for 2007 - 2008

Aug Sep Oct Nov Dec Jan Feb Mar Apr May Jun Jul Entire Year
Click on the month to search events by month.

7/13/07	First Day - Optional Calendar @ Mockingbird
8/10/07	Optional Calendar @ Mockingbird - No School
8/14/07	First Day - Grades 1-6, 7 & 9
8/15/07	First Day - All students
9/3/07	Labor Day - No School
9/18/07	Optional Calendar @ Mockingbird - Parent/Teacher Conferences
9/18/07	RMS Parent/Teacher Conferences
9/19-20/ 07	RHS Parent/Teacher Conferences
9/20/07	RMS Parent/Teacher Conferences
9/20/07	Optional Calendar @ Mockingbird - Parent/Teacher Conferences
9/21/07	No School - Grades PreK-6 - Planning/Instr. Prep
9/21/07 - 10/12/07	Optional Calendar @ Mockingbird - No School - Intersession
9/21/07	No School - Grades 7-12
9/24-27/ 07	Elementary Parent/Teacher Conferences
9/27/07	No School - Grades PreK-6 - Planning Day
9/28/07	No School - Grades PreK-6
10/19/07	No School - Grades PreK-6 - Planning Day
10/19/07	No School - Grades 7-12 - Instr. Prep Day
11/5/07	No School - District Staff Inservice
11/21/07	Early Dismissal - Grades PreK-12
11/22-23/ 07	Thanksgiving Break - No School
12/24/07 - 1/4/08	No School - Winter Break
1/21/08	No School - District Staff Inservice
1/29/08	RHS Parent/Teacher Conferences
1/31/08	RMS Parent/Teacher Conferences
2/5/08	RHS Early Dismissal - ILP Mtgs.
2/5/08	Elementary Parent/Teacher Conferences
2/7-8/ 08	No School - Grades PreK-6
2/18/08	No School - District Staff Inservice
3/10-28/ 08	Optional Calendar @ Mockingbird - No School - Intersession
3/17-24/ 08	No School - Grades PreK-6 - Spring Break
3/17-21/ 08	No School - Grades 7-12 -Spring Break
3/17/08	Make up Day if 4 snow days used
3/18/08	Make up Day if 5 snow days used

- 3/27/08 Optional Calendar @ Mockingbird - Make up Day if 5 snow days used
- 3/28/08 Optional Calendar @ Mockingbird - Make up Day if 4 snow days used
- 5/21/08 Last Day of School (unless 3 or more snow days used)
- 5/22/08 Make up Day if 3 snow days used



Not responsible for pages found by linking beyond this site.



South Sarpy School District #46 2007 - 2008

<p style="text-align: center;">July 2007</p> <table border="0" style="width: 100%; border-collapse: collapse;"> <tr><th>Su</th><th>Mo</th><th>Tu</th><th>We</th><th>Th</th><th>Fr</th><th>Sa</th></tr> <tr><td>1</td><td>2</td><td>3</td><td>4</td><td>5</td><td>6</td><td>7</td></tr> <tr><td>8</td><td>9</td><td>10</td><td>11</td><td>12</td><td>13</td><td>14</td></tr> <tr><td>15</td><td>16</td><td>17</td><td>18</td><td>19</td><td>20</td><td>21</td></tr> <tr><td>22</td><td>23</td><td>24</td><td>25</td><td>26</td><td>27</td><td>28</td></tr> <tr><td>29</td><td>30</td><td>31</td><td></td><td></td><td></td><td></td></tr> </table>	Su	Mo	Tu	We	Th	Fr	Sa	1	2	3	4	5	6	7	8	9	10	11	12	13	14	15	16	17	18	19	20	21	22	23	24	25	26	27	28	29	30	31					<p style="text-align: center;">August 2007</p> <table border="0" style="width: 100%; border-collapse: collapse;"> <tr><th>Su</th><th>Mo</th><th>Tu</th><th>We</th><th>Th</th><th>Fr</th><th>Sa</th></tr> <tr><td></td><td></td><td></td><td>1</td><td>2</td><td>3</td><td>4</td></tr> <tr><td>5</td><td>6</td><td>7</td><td>* 8</td><td>9</td><td>10</td><td>11</td></tr> <tr><td>12</td><td>13</td><td>14</td><td>15</td><td>16</td><td>17</td><td>18</td></tr> <tr><td>19</td><td>20</td><td>21</td><td>22</td><td>23</td><td>24</td><td>25</td></tr> <tr><td>26</td><td>27</td><td>28</td><td>29</td><td>30</td><td>31</td><td></td></tr> </table>	Su	Mo	Tu	We	Th	Fr	Sa				1	2	3	4	5	6	7	* 8	9	10	11	12	13	14	15	16	17	18	19	20	21	22	23	24	25	26	27	28	29	30	31		<p style="text-align: center;">September 2007</p> <table border="0" style="width: 100%; border-collapse: collapse;"> <tr><th>Su</th><th>Mo</th><th>Tu</th><th>We</th><th>Th</th><th>Fr</th><th>Sa</th></tr> <tr><td></td><td></td><td></td><td></td><td></td><td></td><td>1</td></tr> <tr><td>2</td><td>3</td><td>4</td><td>5</td><td>6</td><td>7</td><td>8</td></tr> <tr><td>9</td><td>10</td><td>11</td><td>12</td><td>13</td><td>14</td><td>15</td></tr> <tr><td>16</td><td>17</td><td>18</td><td>19</td><td>20</td><td>21</td><td>22</td></tr> <tr><td>23</td><td>24</td><td>25</td><td>26</td><td>27</td><td>28</td><td>29</td></tr> <tr><td>30</td><td></td><td></td><td></td><td></td><td></td><td></td></tr> </table>	Su	Mo	Tu	We	Th	Fr	Sa							1	2	3	4	5	6	7	8	9	10	11	12	13	14	15	16	17	18	19	20	21	22	23	24	25	26	27	28	29	30						
Su	Mo	Tu	We	Th	Fr	Sa																																																																																																																																	
1	2	3	4	5	6	7																																																																																																																																	
8	9	10	11	12	13	14																																																																																																																																	
15	16	17	18	19	20	21																																																																																																																																	
22	23	24	25	26	27	28																																																																																																																																	
29	30	31																																																																																																																																					
Su	Mo	Tu	We	Th	Fr	Sa																																																																																																																																	
			1	2	3	4																																																																																																																																	
5	6	7	* 8	9	10	11																																																																																																																																	
12	13	14	15	16	17	18																																																																																																																																	
19	20	21	22	23	24	25																																																																																																																																	
26	27	28	29	30	31																																																																																																																																		
Su	Mo	Tu	We	Th	Fr	Sa																																																																																																																																	
						1																																																																																																																																	
2	3	4	5	6	7	8																																																																																																																																	
9	10	11	12	13	14	15																																																																																																																																	
16	17	18	19	20	21	22																																																																																																																																	
23	24	25	26	27	28	29																																																																																																																																	
30																																																																																																																																							
<p style="text-align: center;">October 2007</p> <table border="0" style="width: 100%; border-collapse: collapse;"> <tr><th>Su</th><th>Mo</th><th>Tu</th><th>We</th><th>Th</th><th>Fr</th><th>Sa</th></tr> <tr><td></td><td></td><td></td><td></td><td></td><td></td><td>1</td></tr> <tr><td>7</td><td>8</td><td>9</td><td>10</td><td>11</td><td>12</td><td>13</td></tr> <tr><td>14</td><td>15</td><td>16</td><td>17</td><td>18</td><td>19</td><td>20</td></tr> <tr><td>21</td><td>22</td><td>23</td><td>24</td><td>25</td><td>26</td><td>27</td></tr> <tr><td>28</td><td>29</td><td>30</td><td>31</td><td></td><td></td><td></td></tr> </table>	Su	Mo	Tu	We	Th	Fr	Sa							1	7	8	9	10	11	12	13	14	15	16	17	18	19	20	21	22	23	24	25	26	27	28	29	30	31				<p style="text-align: center;">November 2007</p> <table border="0" style="width: 100%; border-collapse: collapse;"> <tr><th>Su</th><th>Mo</th><th>Tu</th><th>We</th><th>Th</th><th>Fr</th><th>Sa</th></tr> <tr><td></td><td></td><td></td><td></td><td>1</td><td>2</td><td>3</td></tr> <tr><td>4</td><td>5</td><td>6</td><td>7</td><td>8</td><td>9</td><td>10</td></tr> <tr><td>11</td><td>12</td><td>13</td><td>14</td><td>15</td><td>16</td><td>17</td></tr> <tr><td>18</td><td>19</td><td>20</td><td>21</td><td>22</td><td>23</td><td>24</td></tr> <tr><td>25</td><td>26</td><td>27</td><td>28</td><td>29</td><td>30</td><td></td></tr> </table>	Su	Mo	Tu	We	Th	Fr	Sa					1	2	3	4	5	6	7	8	9	10	11	12	13	14	15	16	17	18	19	20	21	22	23	24	25	26	27	28	29	30		<p style="text-align: center;">December 2007</p> <table border="0" style="width: 100%; border-collapse: collapse;"> <tr><th>Su</th><th>Mo</th><th>Tu</th><th>We</th><th>Th</th><th>Fr</th><th>Sa</th></tr> <tr><td></td><td></td><td></td><td></td><td></td><td></td><td>1</td></tr> <tr><td>2</td><td>3</td><td>4</td><td>5</td><td>6</td><td>7</td><td>8</td></tr> <tr><td>9</td><td>10</td><td>11</td><td>12</td><td>13</td><td>14</td><td>15</td></tr> <tr><td>16</td><td>17</td><td>18</td><td>19</td><td>20</td><td>21</td><td>22</td></tr> <tr><td>23</td><td>24</td><td>25</td><td>26</td><td>27</td><td>28</td><td>29</td></tr> <tr><td>30</td><td>31</td><td></td><td></td><td></td><td></td><td></td></tr> </table>	Su	Mo	Tu	We	Th	Fr	Sa							1	2	3	4	5	6	7	8	9	10	11	12	13	14	15	16	17	18	19	20	21	22	23	24	25	26	27	28	29	30	31					
Su	Mo	Tu	We	Th	Fr	Sa																																																																																																																																	
						1																																																																																																																																	
7	8	9	10	11	12	13																																																																																																																																	
14	15	16	17	18	19	20																																																																																																																																	
21	22	23	24	25	26	27																																																																																																																																	
28	29	30	31																																																																																																																																				
Su	Mo	Tu	We	Th	Fr	Sa																																																																																																																																	
				1	2	3																																																																																																																																	
4	5	6	7	8	9	10																																																																																																																																	
11	12	13	14	15	16	17																																																																																																																																	
18	19	20	21	22	23	24																																																																																																																																	
25	26	27	28	29	30																																																																																																																																		
Su	Mo	Tu	We	Th	Fr	Sa																																																																																																																																	
						1																																																																																																																																	
2	3	4	5	6	7	8																																																																																																																																	
9	10	11	12	13	14	15																																																																																																																																	
16	17	18	19	20	21	22																																																																																																																																	
23	24	25	26	27	28	29																																																																																																																																	
30	31																																																																																																																																						
<p style="text-align: center;">January 2008</p> <table border="0" style="width: 100%; border-collapse: collapse;"> <tr><th>Su</th><th>Mo</th><th>Tu</th><th>We</th><th>Th</th><th>Fr</th><th>Sa</th></tr> <tr><td></td><td></td><td>1</td><td>2</td><td>3</td><td>4</td><td>5</td></tr> <tr><td>6</td><td>7</td><td>8</td><td>9</td><td>10</td><td>11</td><td>12</td></tr> <tr><td>13</td><td>14</td><td>15</td><td>16</td><td>17</td><td>18</td><td>19</td></tr> <tr><td>20</td><td>21</td><td>22</td><td>23</td><td>24</td><td>25</td><td>26</td></tr> <tr><td>27</td><td>28</td><td>29</td><td>30</td><td>31</td><td></td><td></td></tr> </table>	Su	Mo	Tu	We	Th	Fr	Sa			1	2	3	4	5	6	7	8	9	10	11	12	13	14	15	16	17	18	19	20	21	22	23	24	25	26	27	28	29	30	31			<p style="text-align: center;">February 2008</p> <table border="0" style="width: 100%; border-collapse: collapse;"> <tr><th>Su</th><th>Mo</th><th>Tu</th><th>We</th><th>Th</th><th>Fr</th><th>Sa</th></tr> <tr><td></td><td></td><td></td><td></td><td></td><td>1</td><td>2</td></tr> <tr><td>3</td><td>4</td><td>5</td><td>6</td><td>7</td><td>8</td><td>9</td></tr> <tr><td>10</td><td>11</td><td>12</td><td>13</td><td>14</td><td>15</td><td>16</td></tr> <tr><td>17</td><td>18</td><td>19</td><td>20</td><td>21</td><td>22</td><td>23</td></tr> <tr><td>24</td><td>25</td><td>26</td><td>27</td><td>28</td><td>29</td><td></td></tr> </table>	Su	Mo	Tu	We	Th	Fr	Sa						1	2	3	4	5	6	7	8	9	10	11	12	13	14	15	16	17	18	19	20	21	22	23	24	25	26	27	28	29		<p style="text-align: center;">March 2008</p> <table border="0" style="width: 100%; border-collapse: collapse;"> <tr><th>Su</th><th>Mo</th><th>Tu</th><th>We</th><th>Th</th><th>Fr</th><th>Sa</th></tr> <tr><td></td><td></td><td></td><td></td><td></td><td></td><td>1</td></tr> <tr><td>2</td><td>3</td><td>4</td><td>5</td><td>6</td><td>7</td><td>8</td></tr> <tr><td>9</td><td>10</td><td>11</td><td>12</td><td>13</td><td>14</td><td>15</td></tr> <tr><td>16</td><td>17</td><td>18</td><td>19</td><td>20</td><td>21</td><td>22</td></tr> <tr><td>23</td><td>24</td><td>25</td><td>26</td><td>27</td><td>28</td><td>29</td></tr> <tr><td>30</td><td>31</td><td></td><td></td><td></td><td></td><td></td></tr> </table>	Su	Mo	Tu	We	Th	Fr	Sa							1	2	3	4	5	6	7	8	9	10	11	12	13	14	15	16	17	18	19	20	21	22	23	24	25	26	27	28	29	30	31					
Su	Mo	Tu	We	Th	Fr	Sa																																																																																																																																	
		1	2	3	4	5																																																																																																																																	
6	7	8	9	10	11	12																																																																																																																																	
13	14	15	16	17	18	19																																																																																																																																	
20	21	22	23	24	25	26																																																																																																																																	
27	28	29	30	31																																																																																																																																			
Su	Mo	Tu	We	Th	Fr	Sa																																																																																																																																	
					1	2																																																																																																																																	
3	4	5	6	7	8	9																																																																																																																																	
10	11	12	13	14	15	16																																																																																																																																	
17	18	19	20	21	22	23																																																																																																																																	
24	25	26	27	28	29																																																																																																																																		
Su	Mo	Tu	We	Th	Fr	Sa																																																																																																																																	
						1																																																																																																																																	
2	3	4	5	6	7	8																																																																																																																																	
9	10	11	12	13	14	15																																																																																																																																	
16	17	18	19	20	21	22																																																																																																																																	
23	24	25	26	27	28	29																																																																																																																																	
30	31																																																																																																																																						
<p style="text-align: center;">April 2008</p> <table border="0" style="width: 100%; border-collapse: collapse;"> <tr><th>Su</th><th>Mo</th><th>Tu</th><th>We</th><th>Th</th><th>Fr</th><th>Sa</th></tr> <tr><td></td><td></td><td>1</td><td>2</td><td>3</td><td>4</td><td>5</td></tr> <tr><td>6</td><td>7</td><td>8</td><td>9</td><td>10</td><td>11</td><td>12</td></tr> <tr><td>13</td><td>14</td><td>15</td><td>16</td><td>17</td><td>18</td><td>19</td></tr> <tr><td>20</td><td>21</td><td>22</td><td>23</td><td>24</td><td>25</td><td>26</td></tr> <tr><td>27</td><td>28</td><td>29</td><td>30</td><td></td><td></td><td></td></tr> </table>	Su	Mo	Tu	We	Th	Fr	Sa			1	2	3	4	5	6	7	8	9	10	11	12	13	14	15	16	17	18	19	20	21	22	23	24	25	26	27	28	29	30				<p style="text-align: center;">May 2008</p> <table border="0" style="width: 100%; border-collapse: collapse;"> <tr><th>Su</th><th>Mo</th><th>Tu</th><th>We</th><th>Th</th><th>Fr</th><th>Sa</th></tr> <tr><td></td><td></td><td></td><td></td><td>1</td><td>2</td><td>3</td></tr> <tr><td>4</td><td>5</td><td>6</td><td>7</td><td>8</td><td>9</td><td>10</td></tr> <tr><td>11</td><td>12</td><td>13</td><td>14</td><td>15</td><td>16</td><td>17</td></tr> <tr><td>18</td><td>19</td><td>20</td><td>21</td><td>22</td><td>23</td><td>24</td></tr> <tr><td>25</td><td>26</td><td>27</td><td>28</td><td>29</td><td>30</td><td>31</td></tr> </table>	Su	Mo	Tu	We	Th	Fr	Sa					1	2	3	4	5	6	7	8	9	10	11	12	13	14	15	16	17	18	19	20	21	22	23	24	25	26	27	28	29	30	31	<p style="text-align: center;">June 2008</p> <table border="0" style="width: 100%; border-collapse: collapse;"> <tr><th>Su</th><th>Mo</th><th>Tu</th><th>We</th><th>Th</th><th>Fr</th><th>Sa</th></tr> <tr><td>1</td><td>2</td><td>3</td><td>4</td><td>5</td><td>6</td><td>7</td></tr> <tr><td>8</td><td>9</td><td>10</td><td>11</td><td>12</td><td>13</td><td>14</td></tr> <tr><td>15</td><td>16</td><td>17</td><td>18</td><td>19</td><td>20</td><td>21</td></tr> <tr><td>22</td><td>23</td><td>24</td><td>25</td><td>26</td><td>27</td><td>28</td></tr> <tr><td>29</td><td>30</td><td></td><td></td><td></td><td></td><td></td></tr> </table>	Su	Mo	Tu	We	Th	Fr	Sa	1	2	3	4	5	6	7	8	9	10	11	12	13	14	15	16	17	18	19	20	21	22	23	24	25	26	27	28	29	30												
Su	Mo	Tu	We	Th	Fr	Sa																																																																																																																																	
		1	2	3	4	5																																																																																																																																	
6	7	8	9	10	11	12																																																																																																																																	
13	14	15	16	17	18	19																																																																																																																																	
20	21	22	23	24	25	26																																																																																																																																	
27	28	29	30																																																																																																																																				
Su	Mo	Tu	We	Th	Fr	Sa																																																																																																																																	
				1	2	3																																																																																																																																	
4	5	6	7	8	9	10																																																																																																																																	
11	12	13	14	15	16	17																																																																																																																																	
18	19	20	21	22	23	24																																																																																																																																	
25	26	27	28	29	30	31																																																																																																																																	
Su	Mo	Tu	We	Th	Fr	Sa																																																																																																																																	
1	2	3	4	5	6	7																																																																																																																																	
8	9	10	11	12	13	14																																																																																																																																	
15	16	17	18	19	20	21																																																																																																																																	
22	23	24	25	26	27	28																																																																																																																																	
29	30																																																																																																																																						

1st Semester

August 8	New Staff Report
Aug. 9, 10, 13	All Staff Report
Aug. 14	First Day of Classes
Sept. 3	Labor Day - No Classes
Sept. 6	Late Start
Sept. 24	Teacher In-Service - No Classes
Oct. 4	Late Start
Oct. 12	Early Dismissal - End 1 st Qtr.
(42 Student Days - 46 Teacher Days)	
Oct. 15	1 st Day of 2 nd Quarter
Oct. 17-18	Early Dismissal - P/T Conferences
Oct. 19	Comp Day - No Classes
Nov. 1	Late Start
Nov. 21	Early Dismissal - 1/2 Contract Day
Nov. 22-23	Thanksgiving Break
Dec. 19-21	Early Dismissal - Finals Schedule
Dec. 21	End of 2 nd Quarter - 1/2 Contract Day
(47 Student Days - 47 Teacher Days)	
Dec. 24 - Jan. 3	Winter Break

2nd Semester

Jan. 4	Teacher Work Day
Jan. 7	1 st Day of 3 rd Qtr.
Jan. 21	No Classes - Martin Luther King Holiday
Febr. 7	Late Start
Febr. 18	President's Day - No Classes
Mar. 7	Early Dismissal - End 3 rd Quarter
(43 Student Days - 44 Teacher Days)	
Mar. 10	1 st Day of 4 th Quarter
Mar. 18-19	Early Dismissal - P/T Conferences
Mar. 20	Comp Day - No Classes
Mar. 21-26	Spring Break
Apr. 3	Late Start
Apr. 18	No Classes
May 11	Commencement
May 20, 21, 22	Early Dismissal - Finals Schedule
May 22	Last Day of Classes
May 23	Teacher Work Day
(48 Student Days - 50 Teacher Days)	

180 Total Student Days/168 Total Teacher Days
167 Teacher Contract Days

*	New Staff Only	┌	1 st Day of Quarter
Bold	Vacation	└	Last Day of Quarter
Bold	Contract Days - No Classes	-	Late Start/Early Dismissals
Bold	Comp Day - No Classes		

Westside Community Schools

School District 66

909 South 76 Street

Omaha, NE 68114

402/390-2100

July 2007

S	M	T	W	T	F	S
1	2	3	4	5	6	7
8	9	10	11	12	13	14
15	16	17	18	19	20	21
22	23	24	25	26	27	28
29	30	31				

August 2007

S	M	T	W	T	F	S
			1	2	3	4
5	6	7	8	9	10	11
12	13	14	15	16	17	18
19	20	21	22	23	24	25
26	27	28	29	30	31	

September 2007

S	M	T	W	T	F	S
						1
2	3	4	5	6	7	8
9	10	11	12	13	14	15
16	17	18	19	20	21	22
23	24	25	26	27	28	29
30						

October 2007

S	M	T	W	T	F	S
	1	2	3	4	5	6
7	8	9	10	11	12	13
14	15	16	17	18	19	20
21	22	23	24	25	26	27
28	29	30	31			

November 2007

S	M	T	W	T	F	S
				1	2	3
4	5	6	7	8	9	10
11	12	13	14	15	16	17
18	19	20	21	22	23	24
25	26	27	28	29	30	

December 2007

S	M	T	W	T	F	S
						1
2	3	4	5	6	7	8
9	10	11	12	13	14	15
16	17	18	19	20	21	22
23	24	25	26	27	28	29
30	31					

January 2008

S	M	T	W	T	F	S
			1	2	3	4
5	6	7	8	9	10	11
12	13	14	15	16	17	18
19	20	21	22	23	24	25
26	27	28	29	30	31	

February 2008

S	M	T	W	T	F	S
						1
2	3	4	5	6	7	8
9	10	11	12	13	14	15
16	17	18	19	20	21	22
23	24	25	26	27	28	29

March 2008

S	M	T	W	T	F	S
						1
2	3	4	5	6	7	8
9	10	11	12	13	14	15
16	17	18	19	20	21	22
23	24	25	26	27	28	29
30	31					

April 2008

S	M	T	W	T	F	S
			1	2	3	4
5	6	7	8	9	10	11
12	13	14	15	16	17	18
19	20	21	22	23	24	25
26	27	28	29	30		

May 2008

S	M	T	W	T	F	S
						1
2	3	4	5	6	7	8
9	10	11	12	13	14	15
16	17	18	19	20	21	22
23	24	25	26	27	28	29
30						

June 2008

S	M	T	W	T	F	S
1	2	3	4	5	6	
7	8	9	10	11	12	13
14	15	16	17	18	19	20
21	22	23	24	25	26	27
28	29	30				

Student Calendar 2007-08

Bolded dates indicate days students will be in school

Parent - Teacher Conferences
 *October 15 & 16
 *March 17 & 18

*School will be in session
mornings only
 Lunch will be served.

Intersessions
 October 17 & 18
 March 19 & 20

Winter Break
 December 24 - January 4

Spring Break
 April 14 - 18