


**ACKNOWLEDGMENT OF RECEIPT
OF NOTICE OF MEETING**

The undersigned members of the Board of Education of Millard, District #017, Omaha, Nebraska, hereby acknowledge receipt of advance notice of a meeting of said Board of Education and the agenda for such meeting held at _____ 7:00 _____ P.M. on _____ October 15 _____ 2007, at _____ Don Stroh Administrative Center _____ 5606 South 147th Street _____ Omaha, NE 68137 _____

Dated this _____ 15th _____ day of _____ October _____, 2007.




Brad Burwell, President



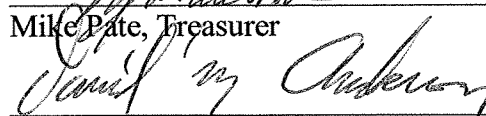
Jean Stothert, Vice President



Mike Kennedy, Secretary




Mike Pate, Treasurer



David M. Anderson




Linda Poole



Derek Collins – Millard North High School

Jessica Lamb – Millard South High School



Jill Hindmarsh – Millard West High School

**NOTICE OF MEETING
SCHOOL DISTRICT NO. 17**

Notice is hereby given of a Board of Education meeting of School District No. 17, in the County of Douglas, which will be held at 7:00 p.m. on **Monday, October 15, 2007** at 5606 South 147th Street, Omaha, Nebraska.

An agenda for such meetings, kept continuously current are available for public inspection at the office of the superintendent at 5606 South 147th Street, Omaha, Nebraska.

MIKE KENNEDY,
Secretary

10-12-07

**THE DAILY RECORD
OF OMAHA**

**RONALD A. HENNINGSEN, Publisher
PROOF OF PUBLICATION**

UNITED STATES OF AMERICA,
The State of Nebraska,
District of Nebraska,
County of Douglas,
City of Omaha, } ss.

J. BOYD

being duly sworn, deposes and says that she is

LEGAL EDITOR

of **THE DAILY RECORD**, of Omaha, a legal newspaper, printed and published daily in the English language, having a bona fide paid circulation in Douglas County in excess of 300 copies, printed in Omaha, in said County of Douglas, for more than fifty-two weeks last past; that the printed notice hereto attached was published in **THE DAILY RECORD**, of Omaha, on _____

October 12, 2007

That said Newspaper during that time was regularly published and in general circulation in the County of Douglas, and State of Nebraska.

Publisher's Fee

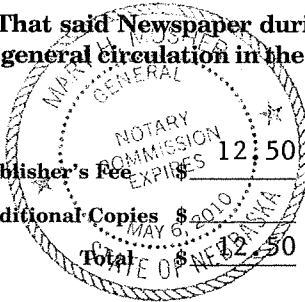
12.50

Additional Copies

\$ 20.00

Total

\$ 32.50



Subscribed in my presence and sworn to before
me this 12th

day of October 2007

J. Boyd
Notary Public in and for Douglas County,
State of Nebraska

BOARD OF EDUCATION MEETING

OCTOBER 15, 2007

NAME:

REPRESENTING:

Mike Thierion

SKUH

Ethan Hoff

Millard South

Alex Koenig

Millard South

Joanna Vu

Millard South

Valeria Hernandez

Millard South

Jared Sorenson

Millard South

John Cory

Millard South

W. Clark

Millard South

Ally Tomasko

Millard South

Andy DeFreece

Wheeler

Kelly Bramlage

Beaumont

Kevin Zheng

Millard West

Ben Adams

Millard West

Ariel Cisneros

Millard South

Dave Schesler

Millard South

BOARD OF EDUCATION MEETING

OCTOBER 15, 2007

NAME:

REPRESENTING:

Skylar Augustus	MS.
Amanda Westbrock	M.S.
Sanja Hubbard	M.S.
Ashley Stroemer	MS
Holly Fernstrom	M.S.
Michael Sanford	MS
Brandon Walker	m.s.
Mascha Collins	MS
Nick Bonacci	MS
Kyle Kalinsky	MS
Morgan Coffey	MSHS
Maddy Ummbu	MS
Natalie Michael	SKUH
Kim Davidson	m.s.
Chad Pawlak	MSHS
Andrea Carothers	Millard West
Taylor Ament	MSHS
Colleen Ballard	Leadership Academy
Dan Brown	MW
Sammy Gassen	MWHS

BOARD OF EDUCATION MEETING

OCTOBER 15, 2007

NAME:

REPRESENTING:

Brian McCullough	MS
Foster Thanks	Millard South
Lulu McCaskey	Millard South
Wendell Merson	Millard South
Karen Fynn	MS
Matt Filkins	MS
Ansley Slomka	MS
SAM KENIK	MS
Carly Pohlman	MS
Philip Lind	MS
Andrew Wabity	MS
Wendi Snider	MS
Jocelyn Platt	MS
Natalya Sprack	MS
Sara Oltrogge	Millard South
Jaekil Warnock	MS
Ryne Higgin	MS
T.S. Seehausen	MS
Andrew McNally	MS
Jack Comstock	MS

BOARD OF EDUCATION MEETING

OCTOBER 15, 2007

NAME:

REPRESENTING:

Jill Hindmarsh

Millard West

Garrett Faugmeyer

Millard South

Ana Koppany

Millard South

Jake Solis

Millard South

Jessica Ross

Millard South

SARAH FOUCHER

MILLARD SOUTH

Emily Shiflett

Millard South

Tyler Otis

MILLARD South

Jami Thrasher

Millard South

Deanna Jenkins

Millard South

Jared Meyer

Millard South

Tom Szwowicki

Millard South

Melvin Bruch

Millard South

Simon Nicksich

Millard South

Steven Hawley

Millard South

Granny McHenry

Millard South

Chris Petru

Millard South

Dan Bellizzi

Millard South

Jordan Jackson

Millard South

RYAN PLOTT

MS



BOARD OF EDUCATION
MEETING



OCTOBER 15, 2007

BOARD OF EDUCATION
MILLARD PUBLIC SCHOOLS
OMAHA, NEBRASKA

2

BUSINESS MEETING
7:00 P.M.

STROH ADMINISTRATION CENTER
5606 SOUTH 147th STREET
OCTOBER 15, 2007

AGENDA

A. Call to Order

The Public Meeting Act is posted on the Wall and Available for Public Inspection

B. Pledge of Allegiance

C. Roll Call

D. Public Comments on agenda items – This is the proper time for public questions and comments on agenda items only. Please make sure a request form is given to the Board President before the meeting begins.

E. Routine Matters

1. *Approval of Board of Education Minutes – October 1, 2007
2. *Approval of Bills
3. *Receive the Treasurer's Report and Place on File

F. Information Items

1. Superintendent's Comments
2. Board Comments/Announcements
3. Reports from Student Representatives

G. Unfinished Business:

H. New Business

1. Appointment of Official Representative to ESU #3
2. Appointment of Official NCLB Representative
3. Approval of the Limited English Proficiency Plan
4. Approval of the Poverty Plan
5. Approval of Contract Documents for Wheeler Elementary Addition
6. Approval of Personnel Actions: Amendment to Continuing Contracts, Resignation, and New Hire

I. Reports

1. Construction Report
2. Quarterly Investment Report
3. Quarterly Operation and Maintenance Report
4. Quarterly Food Service Report
5. Dual Enrollment Program
6. Advanced Placement Report
7. Personnel Report

J. Future Agenda Items/Board Calendar

1. PTO/PTA Meeting on Tuesday, October 16, 2007 at 7 p.m. at the Don Stroh Administration Center, 5606 South 147th Street
2. Board of Education Meeting on Monday, November 5, 2007 at 7 p.m. at the Don Stroh Administration Center, 5606 South 147th Street
3. Committee of the Whole Meeting on Monday, November 12, 2007 at 7 p.m. at the Don Stroh Administration Center, 5606 South 147th Street
4. NASB State Education Conference November 14-16, 2007 at the Holiday Inn Central

Agenda
October 15, 2007
Page 2

5. Board of Education Meeting on Monday, November 19, 2007 at 7 p.m. at the Don Stroh Administration Center, 5606 South 147th Street
6. PTO Meeting on Tuesday, November 27, 2007 at 7 p.m. at the Don Stroh Administration Center, 5606 South 147th Street
7. Board of Education Meeting on Monday, December 3, 2007 at 7 p.m. at the Don Stroh Administration Center, 5606 South 147th Street
8. Board of Education Meeting on Monday, December 17, 2007 at 7 p.m. at the Don Stroh Administration Center, 5606 South 147th Street

K. Public Comments - This is the proper time for public questions and comments on any topic. Please make sure a request form is given to the Board President before the meeting begins.

L. Adjournment:

All items indicated by an asterisk (*) will comprise the Consent Agenda and may be acted on in a single motion. Items may be deleted from the Consent Agenda by request of any board member.

.BOARD OF EDUCATION
MILLARD PUBLIC SCHOOLS
OMAHA, NEBRASKA

REGULAR MEETING
7:00 P.M.

STROH ADMINISTRATION CENTER
5606 SOUTH 147TH STREET
OCTOBER 15, 2007

ADMINISTRATIVE MEMORANDUM

A. Call to Order

The Public Meeting Act is posted on the Wall and Available for Public Inspection

B. Pledge of Allegiance

C. Roll Call

D. Public Comments on agenda items - This is the proper time for public questions and comments on agenda items only. Please make sure a request form is given to the Board President prior to the meeting.

*E.1. Motion by _____, seconded by _____, to approve the Board of Education Minutes – October 1, 2007. (See enclosure.)

*E.2. Motion by _____, seconded by _____, to approve the bills. (See Enclosures.)

*E.3. Motion by _____, seconded by _____, to receive the Treasurer’s Report and Place on File. (See enclosure.)

F.1. Superintendent’s Comments

F.2. Board Comments/Announcements

F.3. Report from Student Representatives

H.1. Motion by _____, seconded by _____, to appoint Keith Lutz as the Official Representation to ESU #3. (See enclosure.)

H.2. Motion by _____, seconded by _____, to appoint Keith Lutz as the Official No Child Left Behind Representative. (See enclosure.)

H.3. Motion by _____, seconded by _____, to approve the Limited English Proficiency Plan as submitted. (See enclosure.)

H.4. Motion by _____, seconded by _____, to approve the Poverty Plan as submitted. (See enclosure.)

H.5. Motion by _____, seconded by _____, to approve the contract documents for the Wheeler Addition construction project. (See enclosure.)

H.6. Motion by _____, seconded by _____, to approve Personnel Actions: Amendment to Continuing Contracts, Resignation, and New Hire. (See enclosure.)

October 15, 2007

Page 2

I. Reports:

1. Construction Report
2. Quarterly Investment Report
3. Quarterly Operation and Maintenance Report
4. Quarterly Food Service Report
5. Dual Enrollment Program
6. Advanced Placement Report
7. Personnel Report

J. Future Agenda Items/Board Calendar

1. PTO/PTA Meeting on Tuesday, October 16, 2007 at 7 p.m. at the Don Stroh Administration Center, 5606 South 147th Street
2. Board of Education Meeting on Monday, November 5, 2007 at 7 p.m. at the Don Stroh Administration Center, 5606 South 147th Street
3. Committee of the Whole Meeting on Monday, November 12, 2007 at 7 p.m. at the Don Stroh Administration Center, 5606 South 147th Street
4. NASB State Education Conference November 14-16, 2007 at the Holiday Inn Central
5. Board of Education Meeting on Monday, November 19, 2007 at 7 p.m. at the Don Stroh Administration Center, 5606 South 147th Street
6. PTO Meeting on Tuesday, November 27, 2007 at 7 p.m. at the Don Stroh Administration Center, 5606 South 147th Street
7. Board of Education Meeting on Monday, December 3, 2007 at 7 p.m. at the Don Stroh Administration Center, 5606 South 147th Street
8. Board of Education Meeting on Monday, December 17, 2007 at 7 p.m. at the Don Stroh Administration Center, 5606 South 147th Street

K. Public Comments - This is the proper time for public questions and comments on any topic. Please make sure a request form is given to the Board President before the meeting begins.

L. Adjournment

All items indicated by an asterisk (*) will comprise the Consent Agenda and may be acted on in a single motion. Items may be deleted from the Consent Agenda by request of any board member.

MILLARD PUBLIC SCHOOLS
SCHOOL DISTRICT NO 17

A meeting was held of the Board of Education of the School District No. 17, in the County of Douglas in the State of Nebraska. This meeting was convened in open and public session at 7:00 p.m., Monday, October 1, 2007, at the Don Stroh Administration Center, 5606 South 147th Street.

PRESENT: Brad Burwell, Jean Stothert, Mike Kennedy, Mike Pate, Dave Anderson and, Linda Poole

Notice of this meeting was given in advance thereof by publication in the Daily Record on, September 28, 2007; a copy of the publication is being attached to these minutes. Notice of this meeting was given to all members of the Board of Education and a copy of their Acknowledgment of Receipt of Notice and the agenda are attached to these minutes. Availability of the agenda was communicated in advance notice and in the notice of the Board of Education of this meeting. All proceedings hereafter shown were taken while the convened meeting was open to the attendance of the public.

At 7:00 p.m. Mr. Burwell announced the Public meeting Act is posted on the wall and available for public inspection. Mr. Burwell asked everyone to say the Pledge of Allegiance.

Roll call was taken and members present were: Brad Burwell, Jean Stothert, Dave Anderson, Mike Pate, and Mike Kennedy. Absent at the time of roll call was Linda Poole, but was expected at the meeting anytime.

Motion by Jean Stothert, seconded by Dave Anderson, to excuse Linda Poole from the meeting. Upon roll call vote, all members voted aye. Motion carried.

Motion by Mike Kennedy, seconded by Dave Anderson, to approve the Board of Education minutes of September 17, 2007, to approve the bills, and receive the Treasurer's Report and place on file. Upon roll call vote, all members voted aye. Motion carried.

At 7:01 p.m. Linda Poole arrived for the meeting.

Employees of the Month for October were Mary Strasil, special education resource teacher at Millard North High School and Barbara Stuedemann, special education paraprofessional at Millard South High School.

Superintendent's Comments:

1. There was a meeting held last week of Building Bright Futures. Several Millard names have been submitted to be placed on various committees of the Building Bright Futures group.
2. Dr. Lutz thanked everyone for attending the dedication of Reagan Elementary School.
3. Right now there is not a committee meeting scheduled for next Monday, because several will be gone, but if any board member has a topic they would like to have discussed the fourth Monday could be used for a committee meeting, if necessary.
4. Under LB 641, the Learning Community, the poverty plan and the ELL plan for next year will be coming to the Millard board for approval on October 15, 2007. These two plans need to be submitted to the Nebraska Department of Education by November 1, 2007. The reason it goes to the state department is because all schools in Nebraska have to submit their plans by November 1, 2007. The difference with Millard is when there is a Learning Community Board, the plan, after approved by the Millard board it

will then go to the achievement councils, and then to the Learning Community Board as a whole. This procedure will begin in 2009.

5. There were several media interviews today, which were done by Brian Begley and Dr. Lutz. Three television stations and the Omaha World-Herald dealing with the drug incident at Millard North High School. The students were dealt with appropriately, and it is now in the hands of the court.

Board Comments:

Mike Kennedy thanked Nila Nielsen for the great dedication ceremony at Reagan Elementary on Sunday. It was a good event with a number of dignitaries who attended. It was nice to see the students involved in the dedication.

Dave Anderson reminded the board he will be attending the NFUSSD Conference and will leaving on Saturday.

Jean Stothert congratulated Nile Nielsen for the wonderful dedication of Ronald Reagan Elementary.

Mrs. Stothert congratulated Dr. Jim Sutfin, who has won a national award. He is one of thirteen emerging leaders, and was chosen based on career accomplishments among thousands of educators nation-wide.

Mrs. Stothert she has been asked to be on a panel with other elected representatives for the Ready to Run Conference. This is a conference that is held in October trying to encourage women to run for public office.

Mrs. Stothert reported that she is not sure about the future of the Metropolitan Area Boards of Education group, but during the state conference they will be meeting for dinner and discussion will be held as to the future of the group.

Mrs. Stothert, once again, reiterated that if anyone has any topics that need to be discussed at a committee meeting to let her know.

Linda Poole said she attended the NSBA Board of Directors board meeting and a planning retreat in Alaska. She said Millard does a better job of Strategic Planning than the NSBA does. Instead of reaching consensus and having everything written up at that time, the NSBA staff takes things back and does the writing, and then it will be presented at the December meeting of the NSBA Board of Directors. Once she receives the Strategic Plan at the December meeting she will bring it back for the board members to see. She indicated that the four major strategies remain the same as they have been in the past.

She said she was home for a few days and then went to a western region meeting in New Mexico where she did a presentation on Nebraska's Board Recognition Award. The presentation went very well.

Mrs. Poole was at the dedication of Reagan Elementary School, and she offered her congratulation to the staff, students and Nila Nielsen. Everyone did a wonderful job.

Mrs. Poole informed everyone that the Governor gave his speech on parental involvement at the dedication. She said, for those going to the NASB Area Membership Meeting that will be the topic of his speech. There will also be a panel discussing the topic.

October 1, 2007

Page 3

Mrs. Poole said she received a couple of phone calls from elementary teachers in regards to the parameters that will be set for the calendar. They expressed their desire to have some flexibility, like the secondary level has and being able to set their start date, and run it similar to the way the middle and high schools do. The elementary teachers said they would like to start with not a full day of school.

Mrs. Poole congratulated all of the athletic teams from the three high schools, who have been competing this fall. She informed everyone that the Millard West girls' cross country team beat Marian High School, who has been ranked number one and Millard West ranked number three.

Mike Pate offered his congratulation to Dr. Nila Nielsen, the staff, and students at Reagan Elementary. He said he welcomed them into the Millard family of schools.

Brad Burwell also offered his congratulations to principal, Dr. Nila Nielsen, the parents, students and staff at Reagan Elementary on the dedication of their building.

Mr. Burwell said he had the opportunity to be at the counseling night event at Millard North High School, and he indicated there were around 300 people at the event. Mr. Burwell also indicated that he was at Andersen Middle School to talk with 8th graders in regards to career education.

Mr. Burwell announced that in the audience were members of the Leadership Academy. This is a two year program to develop future leaders in the education environment.

Reports were given by Jessica Lamb, student representative from Millard South High School, Derek Collins, student representative from Millard North High School, and Jill Hindmarsh, student representative from Millard West High School.

Motion by Linda Poole, seconded by Jean Stothert, to reaffirm Policy 6025 – Curriculum, Instruction, and Assessment – Instructional Hours. Upon roll call vote, all members voted aye. Motion carried.

Motion by Jean Stothert, seconded by Linda Poole, to reaffirm Policy 6305 – Curriculum, Instruction, and Assessment – Annual Performance Report. Upon roll call vote, all members voted aye. Motion carried.

Motion by Mike Pate, seconded by Dave Anderson, to reaffirm Policy 6620 – Curriculum, Instruction, and Assessment – Fire Instruction and Prevention. Upon roll call vote, all members voted aye. Motion carried.

Motion by Dave Anderson, seconded by Jean Stothert, to approve Rule 6700.6 – Curriculum, Instruction, and Assessment – Extracurricular School Sponsored Clubs and Activities and Interscholastic Athletics and Activities (Travel and Trips). Upon roll call vote, all members voted aye. Motion carried.

Motion by Mike Pate, seconded by Mike Kennedy, to appoint Brad Burwell, Jean Stothert and Dave Anderson to name the new non-traditional high school. Upon roll call vote, all members voted aye. Motion carried.

Motion by Jean Stothert, seconded by Dave Anderson, to approve Personnel Action: Resignation: Denise Pfeifer. Upon roll call vote, all members voted aye.

Reports given included: An Enrollment Report, the Summer School Report, the Exiting Senior Survey 2007, Five Year Post Graduate Report, and a Report on School Calendar.

Future Agenda Items/Board Calendar. The National Federation of Urban Suburban School Districts Conference will be held October 7-10, 2007 in Charleston, West Virginia. The NASB Area Membership Meeting will be held on Wednesday, October 10, 2007 at Quarry Oaks at 5:30 p.m. The Board of Education Meeting will be held on Monday, October 15, 2007 at 7 p.m. at the Don Stroh Administration Center, 5606 South 147th Street. The PTO Meeting will be held on Tuesday, October 16, 2007 at 7 p.m. at the Don Stroh Administration Center, 5606 South 147th Street. A Board of Education Meeting will be held on Monday, November 5, 2007 at 7 p.m. at the Don Stroh Administration Center, 5606 South 147th Street. A Committee of the Whole Meeting will be held on Monday, November 12, 2007 at 7 p.m. at the Don Stroh Administration Center, 5606 South 147th Street. The NASB State Education Conference November 14-16, 2007 at the Holiday Inn Central. A Board of Education Meeting will be held on Monday, November 19, 2007 at 7 p.m. at the Don Stroh Administration Center, 5606 South 147th Street. A PTO Meeting on Tuesday, November 27, 2007 at 7 p.m. at the Don Stroh Administration Center, 5606 South 147th Street. A Board of Education Meeting will be held on Monday, December 3, 2007 at 7 p.m. at the Don Stroh Administration Center, 5606 South 147th Street. A Committee of the Whole Meeting on Monday, December 10, 2007 at 7 p.m. at the Don Stroh Administration Center, 5606 South 147th Street. Board of Education Meeting on Monday, December 17, 2007 at 7 p.m. at the Don Stroh Administration Center, 5606 South 147th Street.

Brad Burwell adjourned the meeting.



SECRETARY

Millard Public Schools
October 15, 2007

Millard Public Schools

Check Register

11

Prepared for the Board Meeting of October 15, 2007

Check No	Vend No	Vendor Name	Amount
284038	136279	MILLARD PUBLIC SCHOOL CLEARING ACCT	12,366.95
284039	011651	AMERICAN EXPRESS	5,794.31
284040	134875	JEWISH FEDERATION OF OMAHA INC	40.00
284043	133617	CONOCOPHILLIPS	13,658.53
284046	133261	ANGELA M DIEHM	143.75
284049	134868	JASON C GOSNELL	579.11
284050	136352	SEMINARY ROAD HOTEL ASSOC LLC	794.98
284052	060133	SHIRLEY K LUETH	225.03
284053	133201	DAWN M MARTEN	55.88
284054	133998	SUZANNE MELLIGER	52.98
284055	065410	MILLARD SCHOOLS ADMINISTRATIVE	81.00
284057	131192	NATIONAL FEDERATION OF URBAN-	500.00
284058	108325	NEBRASKA STATE BANDMASTERS ASSOC	50.00
284059	107732	BRIAN L NELSON	375.00
284060	109843	NEXTEL PARTNERS INC	17,764.66
284062	131446	TOSHIBA AMERICA INFO SYS INC	24,139.64
284063	107354	STEPHEN W. VENTEICHER	325.00
284068	134739	MARGO BASSINGER	159.12
284069	025455	COLLEGE BOARD	62.25
284073	052370	ECHO ELECTRIC SUPPLY CO	535.56
284079	102491	LARUE DISTRIBUTING INC	869.51
284083	067253	NATIONAL ASSOC OF SECONDARY	49.00
284086	106416	RIFE CONSTRUCTION INC	8,687.05
284087	131723	EDWARD V ROCKWELL	58.83
284093	136359	CAMBRIDGE STRATEGIC SERVICES LLC	827.03
284094	107454	CHRISTOPHER COLLING	187.50
284096	133261	ANGELA M DIEHM	537.50
284097	135636	MIDLANDS DIABETES ED/SELF HELP CTR	126.00
284099	068415	NEBRASKA COUNCIL OF SCHOOL	50.00
284100	107732	BRIAN L NELSON	375.00
284101	108155	PETTY CASH/WALT DISNEY	100.00
284102	136036	LARRY D RIBBLE	122.34
284103	084930	SUPER DUPER INC	54.90
284104	068834	UNIVERSITY OF NEBRASKA-LINCOLN	110.00
284105	107354	STEPHEN W. VENTEICHER	137.50
284120	010300	ACCURATE LOCKSMITHS, INC	100.20
284121	136365	ALEGENT HEALTH	8,400.00
284122	010083	ATS MOBILE TELEPHONE CO INC	19.72
284123	132405	BAG 'N SAVE	229.50
284124	132608	BARNES DISTRIBUTION	688.43
284125	054237	PIONEER LOCK CO INC	15.70
284126	025197	CITY OF OMAHA	603.37
284128	133818	CONNECTIVITY SOLUTIONS MFG INC	1,296.12
284131	106893	CULLIGAN WATER CONDITIONING	60.08
284132	033473	DIETZE MUSIC HOUSE INC	122.50
284135	107980	EHLY'S DECORATING, INC.	530.00

Date: 10/10/07

Millard Public Schools

Check Register

12

Prepared for the Board Meeting of October 15, 2007

Check No	Vend No	Vendor Name	Amount
284138	135031	FSH COMMUNICATIONS LLC	360.00
284139	107025	GALAXY CABLE INC	4,331.49
284142	056820	HARRY A KOCH COMPANY	23,985.00
284145	132878	HY-VEE (97TH & Q)	45.12
284146	133397	HY-VEE FOOD STORE (WELCH PLAZA)	1,835.65
284147	049850	HY-VEE FOOD STORE (OAKVIEW DR)	1,402.41
284150	100928	J.W. PEPPER & SON INC.	531.79
284153	109138	JOSEPHSON INSTITUTE OF ETHICS	20.83
284154	056724	KINKO'S	315.40
284155	131397	LOWE'S HOME CENTERS INC	164.74
284159	065233	MIDWEST TURF & IRRIGATION INC	191.93
284160	065300	MILLARD DRYWALL SERVICES, INC.	142.08
284161	065400	MILLARD LUMBER INC	10.04
284164	068463	NEBRASKA MUSIC EDUCATORS ASSOC	70.00
284166	070245	OHARCO DISTRIBUTORS	127.80
284168	071760	PATTON EQUIPMENT COMPANY INC	119.16
284169	071891	PAYFLEX SYSTEMS USA INC	133.00
284171	072349	PREMIER AGENDAS INC	575.85
284172	078420	RAWSON & SONS ROOFING, INC.	8,906.00
284173	136354	MATERIALS PACKAGING CORP	540.00
284181	133575	SIGN SOLUTIONS INC	450.00
284182	132108	SKATELAND 132ND INC	160.00
284184	101476	SODEXHO MARRIOTT INC	159,630.66
284189	088654	TARGET	167.77
284190	133969	TENNANT SALES & SERVICE COMPANY	529.14
284191	131446	TOSHIBA AMERICA INFO SYS INC	15,125.97
284192	090242	UNITED PARCEL SERVICE	510.23
284196	096200	YOUNG & WHITE	18,339.94
Total for GENERAL FUND			340,783.53
20697	133617	CONOCOPHILLIPS	60.57
20698	109843	NEXTEL PARTNERS INC	214.96
20699	136279	MILLARD PUBLIC SCHOOL CLEARING ACCT	25.85
20700	131267	JUSTIN H. BAINBRIDGE	114.75
20701	135991	BAKER DISTRIBUTING CO LLC	11.05
20702	135972	RYAN G BISHOP	151.88
20703	136303	AMANDA J BODEKER	151.88
20704	135354	ANDREW BROWN	94.50
20705	135736	AUSTIN BURDEN	33.75
20706	131619	C E SUNDBERG CO	50.06
20707	106893	CULLIGAN WATER CONDITIONING	18.02
20708	135667	MARK DJUBEK	20.25
20709	010178	LINDA M DOYLE	27.65
20710	132024	HOLLY ANNE FECH	128.25
20711	135983	ENCORE ONE LLC	1,553.00
20712	044950	GRAINGER INDUSTRIAL SUPPLY	427.00
20713	010256	GRUNWALD MECHANICAL CONTRACTORS INC	261.96

Date: 10/10/07

Millard Public Schools

Check Register

13

Prepared for the Board Meeting of October 15, 2007

Check No	Vend No	Vendor Name	Amount
20714	130968	JEANNE M HENDERSON	14.55
20715	054630	JOHNSTONE SUPPLY	97.37
20716	131439	GRETCHEN L KACERIK	50.00
20717	136304	ZACKERY A KAPFER	91.13
20718	135668	NICHOLAS T KING	60.75
20719	132029	ANNA KLOSTERMAN	13.50
20720	135669	SHANE R KOHL	40.50
20721	135813	TROY P KOSTAL	30.38
20722	135670	EDWARD T KRASKA	10.13
20723	102229	ROWAN W LANG	168.78
20724	132026	TAYLOR EDWARD LOCKETT	20.25
20725	133180	CHRISTOPHER MCEVOY	60.75
20726	135671	MICHAEL J MCGREGOR	40.50
20727	134222	JAKE A MCWAIN-CALLAHAN	6.75
20728	136366	HEATH D MOORE	33.75
20729	134890	SAMUEL W MUNZESHEIMER	33.75
20730	134025	RONALD A NEWTON JR	6.75
20731	069945	NUTS & BOLTS INC	20.70
20732	071040	OMAHA WINNELSON COMPANY	30.00
20733	102445	EDRIE K PEARCE	146.47
20734	136307	LUCAS PELSTER	60.75
20735	134002	JESSE ROBERT PENTON	40.50
20736	135738	PATRICK D PESTELLO	27.00
20737	134150	DAVID ALEXANDER PETERSON	60.75
20738	130874	ELAN M PIGULA	39.39
20739	136306	COURTNEY K RIETZ	50.63
20740	099907	ELAINE A RUST	8.60
20741	136367	KAITLYN C SNODDY	27.00
20742	101021	BRENDA L SPETHMAN	21.59
20743	134891	NICHOLAS AJ SWANSON	27.00
20744	134466	MARY ANN THOMPSON	49.99
20745	135739	ELIJAH TYNES	33.75
20746	132028	ELIZABETH VANCANTI	128.25
20747	135674	BRIAN A VICARS	40.50
20748	099729	EARLENE WAKEFIELD	24.75
20749	131241	MARCIA L WILLIAMS	14.07
20750	134894	SADIE J WOLFE	27.00
20751	135675	ALEXANDER G WULFF	20.25
Total for FOOD SERVICE			5,023.91
284042	135375	DOODAD INC.	20,696.00
284070	136245	DONOVAN PROPERTIES LLC	1,404.71
284071	130648	DOSTALS CONSTRUCTION CO INC	52,250.40
284072	133806	E & A CONSULTING GROUP INC	3,136.15
284075	038140	ELECTRONIC SOUND INC.	404.20
284076	136211	ELKHORN WEST CONSTRUCTION INC	7,793.40
284078	010256	GRUNWALD MECHANICAL CONTRACTORS INC	71,089.20

Date: 10/10/07

Millard Public Schools

Check Register

14

Prepared for the Board Meeting of October 15, 2007

Check No	Vend No	Vendor Name	Amount
284080	131397	LOWE'S HOME CENTERS INC	315.68
284081	060136	LUEDER CONSTRUCTION COMPANY	153,802.27
284082	134668	MAGNUM RESOURCES INC	9,450.00
284085	078670	REAMS SPRINKLER SUPPLY COMPANY INC	181.49
284086	106416	RIFE CONSTRUCTION INC	133,184.00
284088	081880	SCHEMMER ASSOCIATES INC	6,690.00
284091	094245	WESTLAKE ACE HARDWARE INC	269.83
284098	130948	NATIONAL PEN CORPORATION	170.46
284128	133818	CONNECTIVITY SOLUTIONS MFG INC	13,306.47
Total for SPECIAL BUILDING			474,144.26
284037	064799	METROPOLITAN UTILITIES DISTRICT	11,394.00
284065	010040	A & D TECHNICAL SUPPLY CO INC	31.11
284066	069689	AMSAN LLC	127.20
284067	136265	ARROW STRIPING INC	585.00
284074	130769	EDWARD DON & COMPANY	232.11
284077	135249	ESA INC	2,340.00
284084	101892	PRIDE HOME SERVICES INC.	450.00
284088	081880	SCHEMMER ASSOCIATES INC	5,402.03
284089	132452	TERRACON INC	2,477.75
284090	108099	THIELE GEOTECH INC	2,200.00
284127	106902	COMMUNICATION SERVICES INC.	348.75
284129	132170	CORMACI CONSTRUCTION INC	2,919.45
284130	108436	COX COMMUNICATIONS INC	89.78
284133	107232	DLR GROUP INC	3,953.81
284136	102720	EPCO LTD. INC.	3,442.00
284137	130045	FARRIS ENGINEERING	1,040.00
284148	108348	INDEPENDENT SYSTEMS INC	768.00
284149	135502	INDOFF, INC.	3,382.09
284162	131328	MILLER ELECTRIC COMPANY	40,120.00
284175	079440	ROSENBAUM ELECTRIC INC	4,779.82
284177	081880	SCHEMMER ASSOCIATES INC	2,362.10
284178	082910	SECURITY EQUIPMENT INC	707.00
284180	131887	SIEMENS BUILDING TECHNOLOGIES INC.	13,600.00
284185	136249	SPECIFIED DESIGN CONSULTANTS INC	11,246.17
Total for CONSTRUCTION			113,998.17
284041	135683	JOHN R BAYLOR JR	5,500.00
284047	132341	DOUGLAS/SARPY EXTENTION SERVICE	760.00
284056	134787	KENDALL A MORRISEY	271.05
284061	135617	OPEN HANDS OMAHA INC	8,060.00
284064	136351	CHRISTOPHER MICHAEL YEARLEY	80.00
284092	136360	SHARI ADELSON-POLLARD	500.00
284093	136359	CAMBRIDGE STRATEGIC SERVICES LLC	10,500.00
284143	135616	BAILEY HEMPHILL	180.00
284186	101378	STAFF DEVELOPMENT FOR EDUCATORS	1,046.00
284197	136295	ARTHUR K YOUNG	78.00

Millard Public Schools

Check Register

15

Prepared for the Board Meeting of October 15, 2007

Check No	Vend No	Vendor Name	Amount
284198	135612	ONLINE MATH LEAGUE LLC	160.00
Total for GRANT FUND			27,135.05
284179	083175	SHEPPARD'S BUSINESS INTERIORS	8,773.24
Total for DEPRECIATION			8,773.24
284044	135935	JULIA COOK	300.00
284045	135935	JULIA COOK	300.00
284048	107948	DARREL DRAPER	135.00
284051	136353	SUBSATIONAL DELI INC	272.10
284095	032071	JOHN D'ARCY	400.00
284134	136361	NICHOLAS EARDENSOHN	100.00
284140	135769	EMILEE GROHN	32.00
284141	135078	SHANNON GUY	120.00
284144	136362	ANNA HOWARD	96.00
284151	136054	NICK JOBEUN	96.00
284152	134980	ABIGAIL C JORGENSEN	135.00
284156	136363	JEROD LYON	72.00
284157	136364	ELIZABETH MCGINN	100.00
284158	134995	ALYSSA MERKEL	72.00
284163	134099	CAITLIN MURPHY	120.00
284165	136130	EMMA O'CONNELL	64.00
284167	135518	MEAGAN PAPATYI	64.00
284170	134555	MOLLY PENGILLY	135.00
284174	134996	BECCA RICE	80.00
284176	134997	KATHERINE ROUNDS	125.00
284183	136131	BRENDON SMITH	88.00
284187	132328	KAYLA STAUFFER	45.00
284188	132984	MARIAH STAUFFER	108.00
284193	135519	AGOSTINO VAN WETERING	56.00
284194	135522	AMANDA WEIHL	96.00
284195	134999	FAWN WEIHL	100.00
Total for ACTIVITY FUND			3,311.10
Report Total			973,169.26

Current Cash Balance Report

ALL Data

Date: 08/01/2007 thru 08/31/2007

Group ID and Activity Number
16

Activity Number and Name	Beginning Cash	Receipts	Disbursements	Adjustments	Cash Balance
A General Funds					
100 General	79,846.71	0.00	500.00	0.00	79,346.71
150 Petty Cash	0.00	0.00	0.00	0.00	0.00
170 DSAC Vending	284.43	0.00	0.00	0.00	284.43
180 Interest Earned - Checking	14,870.01	523.63	0.00	0.00	15,393.64
190 Interest on Savings	32,523.75	0.00	0.00	0.00	32,523.75
A General Funds Totals:	127,524.90	523.63	500.00	0.00	127,548.53
B Administrative Custody Accts					
200 Staff Development	0.00	0.00	0.00	0.00	0.00
209 MPS Activities Calendar	650.00	10,000.00	0.00	0.00	10,650.00
210 Activity Express	85,427.21	5,971.00	150.00	0.00	91,248.21
211 Logo Sales	-1,571.26	0.00	0.00	0.00	-1,571.26
213 Student Showcase	60.00	0.00	0.00	0.00	60.00
215 HAL Field Trips/Preschool	-3,228.67	0.00	0.00	3,250.79	22.12
220 WF Student Donation	3,920.04	55.01	0.00	0.00	3,975.05
230 Hospitality	0.05	0.00	0.00	0.00	0.05
235 Educational Services Hospitality	82.99	0.00	0.00	0.00	82.99
240 No Longer Used	0.00	0.00	0.00	0.00	0.00
245 Paybac	0.00	0.00	0.00	0.00	0.00
B Administrative Custody Accts Totals:	85,340.36	16,026.01	150.00	3,250.79	104,467.16
C School Custody Accts					
300 Instrument Rental	77,018.87	0.00	29,710.16	0.00	47,308.71
310 South Swim Lessons	12,155.00	7,080.00	12,155.00	0.00	7,080.00
320 North Swim Lessons	11,630.00	0.00	11,630.00	0.00	0.00
325 West Swim Lessons	55,880.00	9,060.00	55,880.00	0.00	9,060.00
330 North Open Swim	0.00	0.00	0.00	0.00	0.00
335 West Open Swim	0.00	0.00	0.00	0.00	0.00
340 South Open Swim	0.00	0.00	0.00	0.00	0.00
350 Maintenance Vending	2,839.17	0.00	0.00	0.00	2,839.17
355 Tech Vending	1,412.72	0.00	0.00	0.00	1,412.72
360 Facility Use Rental Fee	190,463.76	11,069.50	182,816.04	0.00	18,717.22
365 Facility Use Building Access	133,544.61	5,447.25	108,156.19	0.00	30,835.67
366 Facility Use Staffing	25,162.50	4,288.50	23,051.00	0.00	6,400.00
370 No Longer Used	0.00	0.00	0.00	0.00	0.00
400 Check Collection	42.65	42.50	42.50	0.00	42.65
500 District Wide Coca-Cola	7,926.50	0.00	0.00	0.00	7,926.50
C School Custody Accts Totals:	518,075.78	36,987.75	423,440.89	0.00	131,622.64
D Investments					
900 Savings	-145,731.26	0.00	0.00	0.00	-145,731.26
D Investments Totals:	-145,731.26	0.00	0.00	0.00	-145,731.26
Q Extra-Curriculars					
1020 HAL Field Trips	3,250.79	0.00	0.00	-3,250.79	0.00
1030 Parent Pay PreSchool	0.00	0.00	0.00	0.00	0.00
Q Extra-Curriculars Totals:	3,250.79	0.00	0.00	-3,250.79	0.00
Report Totals:	588,460.57	53,537.39	424,090.89	0.00	217,907.07

ALL Data

Current Cash Balance Report

Arranged by:

Date: 09/01/2006 thru 08/31/2007

Group ID and Activity Number

Activity Number and Name	Beginning Cash	Receipts	Disbursements	Adjustments	Cash Balance
A ACTIVITY GENERAL FUND					
100 VENDING	1,775.09	448.07	401.99	0.00	1,821.17
110 GENERAL FUND	27,232.42	8,384.64	7,479.43	325.60	28,463.23
111 INTEREST EARNED CHECKING	1,049.58	384.45	0.00	0.00	1,434.03
A ACTIVITY GENERAL FUND Totals:	30,057.09	9,217.16	7,881.42	325.60	31,718.43
D CLUBS AND ORGANIZATIONS					
501 STUDENT COUNCIL	-582.10	2,186.62	1,203.81	0.00	400.71
502 ENVIRONMENTAL CLUB	-19.50	0.00	0.00	19.50	0.00
503 MUSIC CLUB	38.37	0.00	0.00	-38.37	0.00
504 LEADERSHIP PROGRAM	135.12	0.00	0.00	-135.12	0.00
D CLUBS AND ORGANIZATIONS Totals:	-428.11	2,186.62	1,203.81	-153.99	400.71
E ADMINISTRATIVE CUSTODIAL ACCT					
601 CROSSING GUARD	0.00	0.00	0.00	0.00	0.00
602 HOSPITALITY	-29.47	0.00	0.00	29.47	0.00
610 MEDIA	2,415.44	7,025.69	7,098.80	0.00	2,342.33
615 FIELD TRIPS	-441.77	3,000.00	7,490.07	5,206.11	274.27
619 World Language	0.00	0.00	217.95	320.43	102.48
620 TEACHER PTO	0.00	0.00	0.00	0.00	0.00
625 TEACHER FUND	525.52	0.00	0.00	-525.52	0.00
630 R.E.A.D.	0.00	0.00	0.00	0.00	0.00
E ADMINISTRATIVE CUSTODIAL ACCT Totals:	2,469.72	10,025.69	14,806.82	5,030.49	2,719.08
F DISTRICT CUSTODIAL ACCT.					
700 REIMBURSEMENT	0.00	0.00	0.00	0.00	0.00
720 CONVENTION	0.00	0.00	0.00	0.00	0.00
F DISTRICT CUSTODIAL ACCT. Totals:	0.00	0.00	0.00	0.00	0.00
Q Extra Curricular Activities					
1000 Kindergarten field trips	0.00	995.53	0.00	-995.53	0.00
1010 1st Grade Field Trips	0.00	526.75	0.00	-526.75	0.00
1020 2nd Grade Field Trips	0.00	174.00	0.00	-174.00	0.00
1030 3rd Grade Field Trips	0.00	893.80	0.00	-893.80	0.00
1040 4th Grade Field Trips	0.00	1,078.75	0.00	-1,078.75	0.00
1050 5th Grade Field Trips	0.00	1,537.28	0.00	-1,537.28	0.00
1060 Spanish Class	0.00	2,220.00	1,899.57	-320.43	0.00
Q Extra Curricular Activities Totals:	0.00	7,426.11	1,899.57	-5,526.54	0.00
R Other Activities					
2000 Leadership Academy	0.00	0.00	291.82	291.82	0.00
2010 Saturday Recreation	215.53	866.00	1,114.15	32.62	0.00
R Other Activities Totals:	215.53	866.00	1,405.97	324.44	0.00
Report Totals:	32,314.23	29,721.58	27,197.59	0.00	34,838.22

Current Cash Balance Report

ALL Data

18 Arranged by:

Date: 08/01/2007 thru 08/31/2007

Group ID and Activity Number

Activity Number and Name	Beginning Cash	Receipts	Disbursements	Adjustments	Cash Balance
110	0.00	0.00	0.00	0.00	0.00
Totals:	0.00	0.00	0.00	0.00	0.00
A ACTIVITY GENERAL FUND					
100 Vending	231.84	0.00	0.00	0.00	231.84
110 GENERAL FUND	1,264.18	0.00	0.00	0.00	1,264.18
115 Interest Earned Checking	342.21	15.58	0.00	0.00	357.79
A ACTIVITY GENERAL FUND Totals:	1,838.23	15.58	0.00	0.00	1,853.81
D CLUBS AND ORGANIZATIONS					
501 Student Council	421.40	0.00	0.00	0.00	421.40
515 Art Club	111.78	0.00	0.00	0.00	111.78
520 yearbook	3,104.71	0.00	0.00	0.00	3,104.71
525 Landscaping	1,227.14	0.00	0.00	0.00	1,227.14
530 Watch D.O.G.S.	0.00	0.00	0.00	0.00	0.00
535 Choir	40.25	0.00	0.00	0.00	40.25
540 Field Day	271.23	0.00	0.00	0.00	271.23
D CLUBS AND ORGANIZATIONS Totals:	5,176.51	0.00	0.00	0.00	5,176.51
E ADMINISTRATIVE CUSTODIAL ACCT					
601 Social	47.94	0.00	0.00	0.00	47.94
602 Hospitality	0.00	0.00	0.00	0.00	0.00
605 D.A.R.E.	0.00	0.00	0.00	0.00	0.00
610 Library	5,785.85	0.00	0.00	0.00	5,785.85
615 Field Trip	-11.83	0.00	0.00	0.00	-11.83
620 Art K-5	3,411.76	0.00	0.00	0.00	3,411.76
625 Birthday Book Club	2.78	0.00	0.00	0.00	2.78
630 Fundraiser	695.09	0.00	0.00	0.00	695.09
635 Teacher Grant Money	1,285.58	0.00	0.00	0.00	1,285.58
E ADMINISTRATIVE CUSTODIAL ACCT Totals:	11,217.17	0.00	0.00	0.00	11,217.17
F DISTRICT CUSTODIAL					
700 REIMBURSEMENT	0.00	0.00	0.00	0.00	0.00
720 CONVENTION	0.00	0.00	0.00	0.00	0.00
F DISTRICT CUSTODIAL Totals:	0.00	0.00	0.00	0.00	0.00
Q FEE FUND					
1000 Field Trips	0.00	0.00	0.00	0.00	0.00
1001 Kdg. Field Trips	0.00	0.00	0.00	0.00	0.00
1010 First Grade Field Trip	0.00	0.00	0.00	0.00	0.00
1020 Second Grade Field Trip	0.00	0.00	0.00	0.00	0.00
1030 Third Grade Field Trip	0.00	0.00	0.00	0.00	0.00
1040 Fourth Grade Field Trip	0.00	0.00	0.00	0.00	0.00
1050 Fifth Grade Field Trip	0.00	0.00	0.00	0.00	0.00
1070 Sped Field Trip	0.00	0.00	0.00	0.00	0.00
Q FEE FUND Totals:	0.00	0.00	0.00	0.00	0.00
Report Totals:	18,231.91	15.58	0.00	0.00	18,247.49

Michaela MacLellan
 Melissa Gilbert

Current Cash Balance Report

ALL Data

Date: 08/01/2007 thru 08/31/2007

Arranged by:
Group ID and Activity Number

Activity Number and Name	Beginning Cash	Receipts	Disbursements	Adjustments	Cash Balance
A ACTIVITY GENERAL FUND					
100 VENDING	366.34	295.36	328.40	0.00	333.30
110 GENERAL FUND	15,097.82	790.70	853.24	-0.25	15,035.03
120 INTEREST EARNED CHECKING	197.83	0.00	0.00	0.00	197.83
A ACTIVITY GENERAL FUND Totals:	15,661.99	1,086.06	1,181.64	-0.25	15,566.16
D CLUBS AND ORGANIZATIONS					
501 STUDENT COUNCIL	8.19	0.00	0.00	0.00	8.19
D CLUBS AND ORGANIZATIONS Totals:	8.19	0.00	0.00	0.00	8.19
E ADMINISTRATIVE CUSTODIAL ACCT					
601 SOCIAL COMMITTEE	0.00	0.00	0.00	0.00	0.00
602 HOSPITALITY	34.96	0.00	0.00	0.00	34.96
610 LIBRARY	-20.80	0.00	0.00	0.00	-20.80
615 FIELD TRIPS	-5,633.46	0.00	0.00	5,881.48	248.02
620 BOOKFAIRS	0.00	0.00	0.00	0.00	0.00
630 BIRTHDAY BOOK CLUB	264.67	0.00	0.00	0.00	264.67
640 PLAYGROUND EQUIPMENT	0.00	0.00	0.00	0.00	0.00
E ADMINISTRATIVE CUSTODIAL ACCT Totals:	-5,354.63	0.00	0.00	5,881.48	526.85
F DISTRICT CUSTODIAL					
700 REIMBURSEMENT	0.00	0.00	0.00	0.00	0.00
720 CONVENTION	0.00	0.00	0.00	0.00	0.00
F DISTRICT CUSTODIAL Totals:	0.00	0.00	0.00	0.00	0.00
Q Fee Fund					
1000 Kindergarten field trip	1,636.05	0.00	0.00	-1,636.05	0.00
1010 1st grade field trips	1,633.18	0.00	0.00	-1,633.18	0.00
1020 2nd grade field trips	1,923.90	0.00	0.00	-1,923.90	0.00
1030 3rd grade field trips	0.00	0.00	0.00	0.00	0.00
1040 4th grade field trips	592.45	0.00	0.00	-592.45	0.00
1050 5th grade field trips	95.90	0.00	0.00	-95.90	0.00
Q Fee Fund Totals:	5,881.48	0.00	0.00	-5,881.48	0.00
Report Totals:	16,197.03	1,086.06	1,181.64	-0.25	16,101.20

20

ALL Data

Current Cash Balance Report

Arranged by:

Date: 08/01/2007 thru 08/31/2007

Group ID and Activity Number

Activity Number and Name	Beginning Cash	Receipts	Disbursements	Adjustments	Cash Balance
A ACTIVITY GENERAL FUND					
100 GENERAL	7,472.60	51.50	605.47	0.00	6,918.63
110 VENDING	76.67	394.93	41.63	0.00	429.97
125 Interest Earned	147.64	16.52	0.00	0.00	164.16
A ACTIVITY GENERAL FUND Totals:	7,696.91	462.95	647.10	0.00	7,512.76
B Mini-Classes					
800 Beginning Spanish (K-2)	0.00	0.00	0.00	0.00	0.00
801 Beginning Spanish (3-5)	0.00	0.00	0.00	0.00	0.00
802 Sign Language :ASL (K-2)	130.00	0.00	0.00	0.00	130.00
803 Sign Language:ASL (3-5)	130.00	0.00	0.00	0.00	130.00
804 Intro to Photography (3-5)	0.00	0.00	0.00	0.00	0.00
805 Hip-Hop Dance (K-2)	0.00	0.00	0.00	0.00	0.00
806 Hip- Hop Dance (3-5)	0.00	0.00	0.00	0.00	0.00
807 Beginnng Karate (K-2)	0.00	0.00	0.00	0.00	0.00
1100 2-5 Crafts	0.00	0.00	0.00	0.00	0.00
1200 Scrapbooking	0.00	0.00	0.00	0.00	0.00
1300 Crafts K-2	0.00	0.00	0.00	0.00	0.00
1350 Crafts 3-5	0.00	0.00	0.00	0.00	0.00
1400 Knlting	0.00	0.00	0.00	0.00	0.00
1500 Hip-Hop Dance	0.00	0.00	0.00	0.00	0.00
1600 Stamping	0.00	0.00	0.00	0.00	0.00
1700 K-5 Board Games	0.00	0.00	0.00	0.00	0.00
1800 2-3 Spanish	0.00	0.00	0.00	0.00	0.00
1900 4-5 Spanish	0.00	0.00	0.00	0.00	0.00
B Mini-Classes Totals:	260.00	0.00	0.00	0.00	260.00
C SCHOOL CUSTODIAL ACCT.					
101 Reading connections	28.00	0.00	0.00	0.00	28.00
200 OUTDOOR CLASSROOM	0.00	0.00	0.00	0.00	0.00
300 ART SUPPLIES	3,649.01	0.00	46.87	0.00	3,602.14
400 Technology	963.10	0.00	0.00	0.00	963.10
401 "Read a thon" for Winnebago	399.49	0.00	0.00	0.00	399.49
C SCHOOL CUSTODIAL ACCT. Totals:	5,039.60	0.00	46.87	0.00	4,992.73
D CLUBS AND ORGANIZATIONS					
501 STUDENT COUNCIL	982.76	0.00	0.00	0.00	982.76
605 Destination Imagination	1,515.21	0.00	0.00	0.00	1,515.21
607 Choir /T shlrts	-1,075.80	0.00	0.00	0.00	-1,075.80
D CLUBS AND ORGANIZATIONS Totals:	1,422.17	0.00	0.00	0.00	1,422.17
E ADMINISTRATIVE CUSTODIAL					
300 ART-do not use	0.00	0.00	0.00	0.00	0.00
602 HOSPITALITY	36.00	0.00	0.00	0.00	36.00
606 MAGAZINES	0.00	0.00	0.00	0.00	0.00
610 MEDIA	3,182.32	0.00	704.00	0.00	2,478.32
611 Birthday Book club	1,448.52	0.00	0.00	0.00	1,448.52
615 FIELD TRIPS	-8,567.52	3,000.00	0.00	0.00	-5,567.52
725 Fundraising	1,432.77	0.00	0.00	0.00	1,432.77
E ADMINISTRATIVE CUSTODIAL Totals:	-2,467.91	3,000.00	704.00	0.00	-171.91
Q Fee Fund Account					
1001 Kdg. Field Trip	1,304.50	0.00	0.00	0.00	1,304.50
1101 First Grade Field Trip	811.75	0.00	0.00	0.00	811.75
1201 Second Grade Field Trp	552.80	0.00	0.00	0.00	552.80
1202 Choir Shlrts	1,084.50	0.00	0.00	0.00	1,084.50
1301 Thrd Grade Field Trip	1,289.50	0.00	0.00	0.00	1,289.50

Current Cash Balance Report

Date: 08/01/2007 thru 08/31/2007

Arranged by:
Group ID and Activity Number

Activity Number and Name	Beginning Cash	Receipts	Disbursements	Adjustments	Cash Balance
A ACTIVITY GENERAL FUND					
100 VENDING/ADULT	346.24	0.00	0.00	0.00	346.24
105 VENDING/STUDENT	135.18	0.00	0.00	0.00	135.18
110 GENERAL FUND	2,263.64	482.00	62.14	0.00	2,683.50
115 BUILDING FUNDRAISER	0.00	0.00	0.00	0.00	0.00
200 CHECKING INTEREST	565.77	6.43	0.00	0.00	572.20
A ACTIVITY GENERAL FUND Totals:	3,310.83	488.43	62.14	0.00	3,737.12
D CLUBS AND ORGANIZATIONS					
501 STUDENT COUNCIL	684.96	0.00	0.00	0.00	684.96
550 ART CLUB	-146.93	0.00	0.00	0.00	-146.93
D CLUBS AND ORGANIZATIONS Totals:	538.03	0.00	0.00	0.00	538.03
E ADMINISTRATIVE CUSTODIAL ACCT					
601 SITE BASE	0.00	0.00	0.00	0.00	0.00
602 HOSPITALITY	0.00	0.00	0.00	0.00	0.00
605 EARLY CHILDHOOD	0.00	0.00	0.00	0.00	0.00
606 MAGAZINES	0.00	0.00	0.00	0.00	0.00
610 MEDIA CENTER	3,336.01	0.00	0.00	0.00	3,336.01
615 FIELD TRIPS	-55.67	0.00	0.00	0.00	-55.67
E ADMINISTRATIVE CUSTODIAL ACCT Totals:	3,280.34	0.00	0.00	0.00	3,280.34
F DISTRICT CUSTODIAL					
700 NOT IN USE	0.00	0.00	0.00	0.00	0.00
720 NOT IN USE	0.00	0.00	0.00	0.00	0.00
F DISTRICT CUSTODIAL Totals:	0.00	0.00	0.00	0.00	0.00
Q EXTRA CURRICULAR ACTIVITIES					
1000 KINDERGARTEN FIELD TRIPS	0.00	0.00	0.00	0.00	0.00
1010 FIRST GRADE FIELD TRIPS	0.00	0.00	0.00	0.00	0.00
1020 SECOND GRADE FIELD TRIPS	0.00	0.00	0.00	0.00	0.00
1030 THIRD GRADE FIELD TRIPS	0.00	0.00	0.00	0.00	0.00
1040 FOURTH GRADE FIELD TRIPS	0.00	0.00	0.00	0.00	0.00
1050 FIFTH GRADE FIELD TRIPS	0.00	0.00	0.00	0.00	0.00
Q EXTRA CURRICULAR ACTIVITIES Totals:	0.00	0.00	0.00	0.00	0.00
R CLUBS					
2000 ART CLUB	0.00	0.00	0.00	0.00	0.00
R CLUBS Totals:	0.00	0.00	0.00	0.00	0.00
Report Totals:	7,129.20	488.43	62.14	0.00	7,555.49

Current Cash Balance Report

Date: 08/01/2007 thru 08/31/2007

Activity Number and Name	Beginning Cash	Receipts	Disbursements	Adjustments	Cash Balance
A ACTIVITY GENERAL FUND					
100 VENDING	2,638.45	175.22	79.30	0.00	2,734.37
110 GENERAL	14,110.11	576.00	10,284.49	1,132.75	5,534.37
130 HOSPITALITY	89.73	0.00	0.00	0.00	89.73
140 INTEREST EARNED CHECKING	1,250.96	25.67	0.00	0.00	1,276.63
A ACTIVITY GENERAL FUND Totals:	18,089.25	776.89	10,363.79	1,132.75	9,635.10
D CLUBS AND ORGANIZATIONS					
501 STUDENT COUNCIL	4,732.60	0.00	460.16	0.00	4,272.44
502 DRUG FREE CLUB	77.23	0.00	0.00	0.00	77.23
D CLUBS AND ORGANIZATIONS Totals:	4,809.83	0.00	460.16	0.00	4,349.67
E ADMINISTRATIVE CUSTODIAL ACCT					
601 FIELD TRIPS	-1,875.55	0.00	180.00	-1,132.75	-3,188.30
605 TECHNOLOGY	0.00	0.00	0.00	0.00	0.00
610 LIBRARY	6,036.40	0.00	124.83	0.00	5,911.57
615 PAYBAC	0.00	0.00	0.00	0.00	0.00
625 BOWLING	14.95	0.00	0.00	0.00	14.95
E ADMINISTRATIVE CUSTODIAL ACCT Totals:	4,175.80	0.00	304.83	-1,132.75	2,738.22
F DISTRICT CUSTODIAL					
720 CONVENTION	0.00	0.00	0.00	0.00	0.00
F DISTRICT CUSTODIAL Totals:	0.00	0.00	0.00	0.00	0.00
Q EXTRA -CURRICULAR ACTIVITIES					
1000 KINDERGARTEN FIELD TRIPS	640.75	0.00	0.00	0.00	640.75
1010 1ST GRADE FIELD TRIPS	1,140.00	0.00	0.00	0.00	1,140.00
1020 2ND GRADE FIELD TRIPS	392.25	0.00	0.00	0.00	392.25
1030 3RD GRADE FIELD TRIPS	359.00	0.00	0.00	0.00	359.00
1040 4TH GRADE FIELD TRIPS	166.50	0.00	0.00	0.00	166.50
1050 5TH GRADE FIELD TRIPS	501.75	0.00	0.00	0.00	501.75
Q EXTRA -CURRICULAR ACTIVITIES Totals:	3,200.25	0.00	0.00	0.00	3,200.25
R CLUBS					
2000 CLUBS (MISC)	0.00	0.00	0.00	0.00	0.00
2010 STUDENT COUNCIL	0.00	0.00	0.00	0.00	0.00
R CLUBS Totals:	0.00	0.00	0.00	0.00	0.00
Z INACTIVE					
1010 DO NOT USE	0.00	0.00	0.00	0.00	0.00
1010 DO NOT USE	0.00	0.00	0.00	0.00	0.00
Z INACTIVE Totals:	0.00	0.00	0.00	0.00	0.00
Report Totals:	30,275.13	776.89	11,128.78	0.00	19,923.24

Paula Paul

C. Peterson 10-1-07

Current Cash Balance Report

Date: 09/01/2006 thru 08/31/2007

Arranged by:
Group ID and Activity Number

Activity Number and Name	Beginning Cash	Receipts	Disbursements	Adjustments	Cash Balance
A ACTIVITY GENERAL FUND					
100 VENDING	562.48	1,349.75	586.10	-700.00	626.13
110 GENERAL	4,834.15	3,211.12	1,955.20	0.00	6,090.07
120 TECHNOLOGY FUND	606.57	0.00	0.00	0.00	606.57
130 COFFEE	24.87	90.00	107.33	0.00	7.54
135 LOUNGE WATER	15.92	0.00	0.00	0.00	15.92
140 SPORTS FOUNDATION	0.00	0.00	0.00	0.00	0.00
150 GARAGE SALE	0.00	0.00	0.00	0.00	0.00
160 WEEKLY READER	0.00	0.00	0.00	0.00	0.00
170 INTEREST EARNED CHECKING	34.43	179.55	0.00	0.00	213.98
180 PTA DISCRETIONARY	215.96	1,000.00	993.05	-30.44	192.47
190 ASSIGNMENT NOTEBOOKS	45.86	202.00	415.29	167.43	0.00
A ACTIVITY GENERAL FUND Totals:	6,340.24	6,032.42	4,056.97	-563.01	7,752.68
D CLUBS AND ORGANIZATIONS					
501 STUDENT COUNCIL	2,827.15	5,035.80	4,302.14	-237.43	3,323.38
502 CODY APPAREL	965.01	1,592.95	1,553.50	0.00	1,004.46
520 STUDENT CLUBS	276.10	0.00	250.88	0.00	25.22
530 LOVE AND LOGIC	0.00	0.00	0.00	0.00	0.00
D CLUBS AND ORGANIZATIONS Totals:	4,068.26	6,628.75	6,106.52	-237.43	4,353.06
E ADMINISTRATIVE CUSTODIAL FUND					
600 AUTHOR	0.00	0.00	0.00	0.00	0.00
602 HOSPITALITY	654.88	1,008.00	1,594.60	700.00	768.28
610 MEDIA	1,765.94	9,036.04	8,631.11	0.00	2,170.87
611 MEDIA - DONATIONS	157.71	0.00	0.00	0.00	157.71
615 FIELD TRIP	0.00	282.37	2,184.98	1,928.64	26.03
620 Instrument Rental	150.00	75.00	0.00	0.00	225.00
630 STUDENT PARTY MONEY	1.75	0.00	0.00	0.00	1.75
640 SPECIAL PROJECTS FUND	893.50	476.53	0.00	0.00	1,370.03
E ADMINISTRATIVE CUSTODIAL FUND Totals:	3,623.78	10,877.94	12,410.69	2,628.64	4,719.67
F NOT IN USE					
700 NOT IN USE	0.00	0.00	0.00	0.00	0.00
720 NOT IN USE	0.00	0.00	0.00	0.00	0.00
F NOT IN USE Totals:	0.00	0.00	0.00	0.00	0.00
Q Extra-Curricular Activities					
1000 Field Trips	0.00	0.00	0.00	0.00	0.00
1005 Kindergarten Field Trips	0.00	267.25	0.00	-267.25	0.00
1010 First Grade Field Trips	0.00	280.20	0.00	-280.20	0.00
1020 Second Grade Field Trips	0.00	524.25	0.00	-524.25	0.00
1030 Third Grade Field Trips	0.00	280.95	0.00	-280.95	0.00
1040 Fourth Grade Field Trips	0.00	167.05	0.00	-167.05	0.00
1050 Fifth Grade Field Trips	0.00	184.50	0.00	-184.50	0.00
Q Extra-Curricular Activities Totals:	0.00	1,704.20	0.00	-1,704.20	0.00
R Clubs					
2000 Clubs	0.00	199.00	0.00	-199.00	0.00
2010 Choir	0.00	151.00	156.00	5.00	0.00
2050 Student Council	0.00	0.00	0.00	0.00	0.00
R Clubs Totals:	0.00	350.00	156.00	-194.00	0.00
Report Totals:	14,032.28	25,593.31	22,730.18	-70.00	16,825.41

Current Cash Balance Report

24

ALL Data

Arranged by:

Date: 08/01/2006 thru 08/31/2006

Group ID and Activity Number

Activity Number and Name	Beginning Cash	Receipts	Disbursements	Adjustments	Cash Balance
A ACTIVITY GENERAL FUND					
100 VENDING	367.11	0.00	0.00	0.00	367.11
110 GENERAL FUND	4,203.96	0.00	0.00	0.00	4,203.96
112 WESTERN BOWL	0.00	0.00	0.00	0.00	0.00
500 MILLARD FOUNDATION REIMB.	6,279.28	0.00	0.00	0.00	6,279.28
600 Interest earned	604.06	10.13	0.00	0.00	614.19
A ACTIVITY GENERAL FUND Totals:	11,454.41	10.13	0.00	0.00	11,464.54
D CLUBS AND ORGANIZATIONS					
501 STUDENT COUNCIL	152.14	0.00	0.00	0.00	152.14
D CLUBS AND ORGANIZATIONS Totals:	152.14	0.00	0.00	0.00	152.14
E ADMINISTRATIVE CUSTODIAL ACCT					
601 SITE BASE	0.00	0.00	0.00	0.00	0.00
602 HOSPITALITY	0.00	0.00	0.00	0.00	0.00
605 READ	0.00	0.00	0.00	0.00	0.00
610 LIBRARY	759.19	0.00	0.00	0.00	759.19
615 FIELD TRIPS	-2,747.16	0.00	0.00	2,186.50	-560.66
620 PTO FOR TEACHERS	191.00	0.00	0.00	0.00	191.00
630 VOLUNTEER	0.00	0.00	0.00	0.00	0.00
635 KITCHEN	0.00	0.00	0.00	0.00	0.00
640 DRUG AWARENESS	0.00	0.00	0.00	0.00	0.00
645 ART	192.24	0.00	0.00	0.00	192.24
650 GRANT MONEY	-68.84	0.00	0.00	0.00	-68.84
E ADMINISTRATIVE CUSTODIAL ACCT Totals:	-1,673.57	0.00	0.00	2,186.50	512.93
F DISTRICT CUSTODIAL					
700 REINBURSEMENTS	-197.56	0.00	0.00	0.00	-197.56
720 CONVENTION	0.00	0.00	0.00	0.00	0.00
F DISTRICT CUSTODIAL Totals:	-197.56	0.00	0.00	0.00	-197.56
Q FEE FUNDED ACCTS					
1000 KINDERGARTEN FIELD TRIPS	837.90	0.00	0.00	-837.90	0.00
1010 1ST GRADE FIELD TRIPS	883.65	0.00	0.00	-883.65	0.00
1020 2ND GRADE FIELD TRIPS	302.95	0.00	0.00	-302.95	0.00
1030 3RD GRADE FIELD TRIPS	-131.75	0.00	0.00	131.75	0.00
1040 4TH GRADE FIELD TRIPS	0.00	0.00	0.00	0.00	0.00
1050 5TH GRADE FIELD TRIPS	293.75	0.00	0.00	-293.75	0.00
Q FEE FUNDED ACCTS Totals:	2,186.50	0.00	0.00	-2,186.50	0.00
Report Totals:	11,921.92	10.13	0.00	0.00	11,932.05

ALL Data

Current Cash Balance Report

Date: 08/01/2007 thru 08/31/2007

Arranged by:
Group ID and Activity Number

Activity Number and Name	Beginning Cash	Receipts	Disbursements	Adjustments	Cash Balance
A ACTIVITY GENERAL FUND					
100 VENDING	3,147.08	408.93	136.50	0.00	3,419.51
110 GENERAL FUND	4,819.36	0.00	472.57	0.00	4,346.79
200 INTEREST EARNED CHECKING	938.19	10.55	0.00	0.00	948.74
A ACTIVITY GENERAL FUND Totals:	8,904.63	419.48	609.07	0.00	8,715.04
D CLUBS AND ORGANIZATIONS					
501 STUDENT COUNCIL	783.76	0.00	0.00	0.00	783.76
D CLUBS AND ORGANIZATIONS Totals:	783.76	0.00	0.00	0.00	783.76
E ADMINISTRATIVE CUSTODIAL ACCT					
602 HOSPITALITY	479.43	735.50	124.12	0.00	1,090.81
610 LIBRARY	133.53	0.00	12.61	0.00	120.92
615 FIELD TRIPS	30.69	0.00	0.00	0.00	30.69
620 FIELD TRIPS/PTO FUND	0.00	0.00	0.00	0.00	0.00
E ADMINISTRATIVE CUSTODIAL ACCT Totals:	643.65	735.50	136.73	0.00	1,242.42
F DISTRICT CUSTODIAL					
700 REIMBURSEMENT	0.00	0.00	0.00	0.00	0.00
720 CONVENTION	1,888.72	0.00	0.00	0.00	1,888.72
F DISTRICT CUSTODIAL Totals:	1,888.72	0.00	0.00	0.00	1,888.72
Q FIELD TRIP FEES					
1010 Kindergarten Field Trips	0.00	0.00	0.00	0.00	0.00
1011 First Grade Field Trips	0.00	0.00	0.00	0.00	0.00
1012 Second Grade Field Trips	0.00	0.00	0.00	0.00	0.00
1013 Third Grade Field Trips	0.00	0.00	0.00	0.00	0.00
1014 Fourth Grade Field Trips	0.00	0.00	0.00	0.00	0.00
1015 Fifth Grade Field Trips	0.00	0.00	0.00	0.00	0.00
1016 K-5 SPED Field Trips	0.00	0.00	0.00	0.00	0.00
Q FIELD TRIP FEES Totals:	0.00	0.00	0.00	0.00	0.00
Report Totals:	12,220.76	1,154.98	745.80	0.00	12,629.94

ALL Data

Current Cash Balance Report

Prepared by:

Date: 08/01/2007 thru 08/31/2007

Group ID and Activity Number

Activity Number and Name	Beginning Cash	Receipts	Disbursements	Adjustments	Cash Balance
A ACTIVITY GENERAL FUND					
100 VENDING	-61.01	395.50	108.81	0.00	225.68
110 GENERAL FUND	4,816.25	106.00	1,192.74	0.00	3,729.51
120 Interest on checking	0.00	8.01	0.00	0.00	8.01
A ACTIVITY GENERAL FUND Totals:	4,755.24	509.51	1,301.55	0.00	3,963.20
D CLUBS AND ORGANIZATIONS					
501 STUDENT COUNCIL	169.97	0.00	0.00	0.00	169.97
510 Art Projects	0.00	0.00	0.00	0.00	0.00
520 T-shirts	298.50	0.00	0.00	0.00	298.50
550 Pencils	445.78	0.00	0.00	0.00	445.78
590 Books-James Solhiem	0.00	0.00	0.00	0.00	0.00
655 Landscaping	0.00	0.00	0.00	0.00	0.00
690 Marquee Fund	0.00	0.00	0.00	0.00	0.00
D CLUBS AND ORGANIZATIONS Totals:	914.25	0.00	0.00	0.00	914.25
E ADMINISTRATIVE CUSTODIAL ACCT					
602 HOSPITALITY	498.55	0.00	79.93	0.00	418.62
606 MAGAZINES	0.00	0.00	0.00	0.00	0.00
610 LIBRARY	1,940.38	0.00	1,228.26	0.00	712.12
615 FIELD TRIPS	0.00	0.00	0.00	0.00	0.00
620 PTO	0.00	0.00	0.00	0.00	0.00
625 MUSIC DEPT.	0.00	0.00	0.00	0.00	0.00
630 PICTURES	0.00	0.00	0.00	0.00	0.00
E ADMINISTRATIVE CUSTODIAL ACCT Totals:	2,438.93	0.00	1,308.19	0.00	1,130.74
Q					
1000 Kindergarten field trips	0.00	0.00	0.00	0.00	0.00
1010 1st grade field trips	0.00	0.00	0.00	0.00	0.00
1020 2nd grade field trips	0.00	0.00	0.00	0.00	0.00
1030 3rd grade field trip	0.00	0.00	0.00	0.00	0.00
1040 4th grade field trips	0.00	0.00	0.00	0.00	0.00
1050 5th grade field trips	0.00	0.00	0.00	0.00	0.00
1060 Sped field trips	0.00	0.00	0.00	0.00	0.00
Q Totals:	0.00	0.00	0.00	0.00	0.00
R					
2020 Echoes	0.00	0.00	0.00	0.00	0.00
R Totals:	0.00	0.00	0.00	0.00	0.00
Report Totals:	8,108.42	509.51	2,609.74	0.00	6,008.19

Diane Beverly, Sec



ALL Data

Current Cash Balance Report

Arranged by:

Date: 08/01/2007 thru 08/31/2007

Group ID and Activity Number

Activity Number and Name	Beginning Cash	Receipts	Disbursements	Adjustments	Cash Balance
A ACTIVITY GENERAL FUND					
100 VENDING	-2,360.01	225.00	367.56	0.00	-2,502.57
110 GENERAL FUND	14,302.82	0.00	0.00	0.00	14,302.82
115 Interest Earned Checking	870.90	14.55	0.00	0.00	885.45
A ACTIVITY GENERAL FUND Totals:	12,813.71	239.55	367.56	0.00	12,685.70
D CLUBS AND ORGANIZATIONS					
510 STUDENT COUNCIL	657.34	0.00	0.00	0.00	657.34
1060 Choir/Strings/Band	0.00	0.00	0.00	0.00	0.00
1070 HAL	0.00	0.00	0.00	0.00	0.00
D CLUBS AND ORGANIZATIONS Totals:	657.34	0.00	0.00	0.00	657.34
E ADMINISTRATIVE CUSTODIAL ACCT					
606 MAGAZINES	0.00	0.00	0.00	0.00	0.00
610 LIBRARY	435.10	0.00	0.00	0.00	435.10
615 FIELD TRIPS	101.70	0.00	0.00	0.00	101.70
620 HOSPITALITY FUND	-11.34	0.00	0.00	0.00	-11.34
630 FUND RAISER	1,274.38	0.00	0.00	0.00	1,274.38
635 SAFETY PATROL	90.56	0.00	0.00	0.00	90.56
640 ART	1,821.91	0.00	0.00	0.00	1,821.91
650 5th Grade Art	0.00	0.00	0.00	0.00	0.00
E ADMINISTRATIVE CUSTODIAL ACCT Totals:	3,712.31	0.00	0.00	0.00	3,712.31
F DISTRICT CUSTODIAL					
710 RUSWICK GRANT	0.00	0.00	0.00	0.00	0.00
720 CONVENTION	0.00	0.00	0.00	0.00	0.00
F DISTRICT CUSTODIAL Totals:	0.00	0.00	0.00	0.00	0.00
Q Fee Fund					
1000 Kindergarten Field Trips	0.00	0.00	0.00	0.00	0.00
1010 First Grade Field Trips	0.00	0.00	0.00	0.00	0.00
1020 Second Grade Field Trips	0.00	0.00	0.00	0.00	0.00
1030 Third Grade Field Trips	0.00	0.00	0.00	0.00	0.00
1040 Fourth Grade Field Trips	0.00	0.00	0.00	0.00	0.00
1050 Fifth Grade Field Trips	0.00	0.00	0.00	0.00	0.00
Q Fee Fund Totals:	0.00	0.00	0.00	0.00	0.00
Report Totals:	17,183.36	239.55	367.56	0.00	17,055.35

Current Cash Balance Report

ALL Data

Date: 08/01/2007 thru 08/31/2007

Arranged by:

Group ID and Activity Number

Activity Number and Name	Beginning Cash	Receipts	Disbursements	Adjustments	Cash Balance
A ACTIVITY GENERAL FUND					
100 Vending	893.54	260.32	239.99	0.00	913.87
110 General	7,544.90	143.50	382.85	0.00	7,305.55
112 Bank Charges and Interest	360.66	14.62	0.00	0.00	375.28
615 Tile Contingency	150.00	0.00	0.00	0.00	150.00
A ACTIVITY GENERAL FUND Totals:	8,949.10	418.44	622.84	0.00	8,744.70
D CLUBS AND ORGANIZATIONS					
501 Student Council	489.84	0.00	0.00	0.00	489.84
502 YEARBOOK-N/A	0.00	0.00	0.00	0.00	0.00
611 Hitchcock Clothing	56.62	0.00	0.00	0.00	56.62
616 CREATIVE CUBS	254.42	0.00	0.00	0.00	254.42
2001 WALKING CLUB	258.25	0.00	0.00	0.00	258.25
D CLUBS AND ORGANIZATIONS Totals:	1,059.13	0.00	0.00	0.00	1,059.13
E ADMINISTRATIVE CUSTODIAL ACCT					
601 Site Base	0.00	0.00	0.00	0.00	0.00
602 Landscaping	37.00	0.00	0.00	0.00	37.00
603 Field Trip	-2,526.47	0.00	0.00	0.00	-2,526.47
604 Classroom Supplies	16.00	0.00	0.00	0.00	16.00
605 READ	967.23	0.00	0.00	0.00	967.23
606 Classroom Magazines	0.00	0.00	0.00	0.00	0.00
607 NOT USED	0.00	0.00	0.00	0.00	0.00
608 Drug Awareness-N/A	0.00	0.00	0.00	0.00	0.00
609 Playground Equipment	0.00	0.00	0.00	0.00	0.00
610 Library	1,412.13	5.00	0.00	0.00	1,417.13
612 HOSPITALITY	-7.89	0.00	170.01	0.00	-177.90
613 Art Fund	3,707.80	0.00	0.00	0.00	3,707.80
614 Hitchcock Mini Classes	0.00	0.00	0.00	0.00	0.00
650 Fundraiser	258.00	0.00	0.00	0.00	258.00
E ADMINISTRATIVE CUSTODIAL ACCT Totals:	3,863.80	5.00	170.01	0.00	3,698.79
F DISTRICT CUSTODIAL					
620 NOT USED	0.00	0.00	0.00	0.00	0.00
F DISTRICT CUSTODIAL Totals:	0.00	0.00	0.00	0.00	0.00
Q Extra Curricular Activities					
1000 Kindergarten field trips	592.50	0.00	0.00	0.00	592.50
1010 1st grade field trips	333.20	0.00	0.00	0.00	333.20
1020 2nd grade field trips	414.00	0.00	0.00	0.00	414.00
1030 3rd grade field trips	640.50	0.00	0.00	0.00	640.50
1040 4th grade field trips	516.75	0.00	0.00	0.00	516.75
1050 5th grade field trips	591.50	0.00	0.00	0.00	591.50
1060 SPED Field Trips	114.50	0.00	0.00	0.00	114.50
Q Extra Curricular Activities Totals:	3,202.95	0.00	0.00	0.00	3,202.95
R Clubs					
2000 Art Club	40.00	0.00	0.00	0.00	40.00
R Clubs Totals:	40.00	0.00	0.00	0.00	40.00
Report Totals:	17,114.98	423.44	792.85	0.00	16,745.57

ALL Data

Current Cash Balance Report

Date: 08/01/2007 thru 08/31/2007

Arranged by:
Group ID and Activity Number

Activity Number and Name	Beginning Cash	Receipts	Disbursements	Adjustments	Cash Balance
A ACTIVITY GENERAL FUND					
100 VENDING	3,385.64	518.19	770.35	0.00	3,133.48
110 GENERAL FUND	8,243.10	130.00	959.91	0.00	7,413.19
200 INTEREST EARNED CHECKING	936.29	16.56	0.00	0.00	952.85
A ACTIVITY GENERAL FUND Totals:	12,565.03	664.75	1,730.26	0.00	11,499.52
D CLUBS AND ORGANIZATIONS					
501 STUDENT COUNCIL	2,880.24	0.00	140.00	0.00	2,740.24
D CLUBS AND ORGANIZATIONS Totals:	2,880.24	0.00	140.00	0.00	2,740.24
E ADMINISTRATIVE CUSTODIAL ACCT					
601 PTA/TEACHER	0.00	0.00	0.00	0.00	0.00
610 LIBRARY	2,635.01	314.37	161.25	0.00	2,788.13
615 FIELD TRIPS	-2,576.31	0.00	0.00	0.00	-2,576.31
E ADMINISTRATIVE CUSTODIAL ACCT Totals:	58.70	314.37	161.25	0.00	211.82
F DISTRICT CUSTODIAL					
700 REIMBURSEMENT	0.00	0.00	0.00	0.00	0.00
720 CONVENTION FUND	0.00	0.00	0.00	0.00	0.00
F DISTRICT CUSTODIAL Totals:	0.00	0.00	0.00	0.00	0.00
Q EXTRA-CURRICULAR ACTIVITIES					
1000 KINDERGARTEN	589.50	0.00	0.00	0.00	589.50
1010 FIRST GRADE	750.00	0.00	0.00	0.00	750.00
1020 SECOND GRADE	549.25	0.00	0.00	0.00	549.25
1030 THIRD GRADE	857.25	0.00	0.00	0.00	857.25
1040 FOURTH GRADE	1,084.25	0.00	0.00	0.00	1,084.25
1050 FIFTH GRADE	0.00	0.00	0.00	0.00	0.00
Q EXTRA-CURRICULAR ACTIVITIES Totals:	3,830.25	0.00	0.00	0.00	3,830.25
Report Totals:	19,334.22	979.12	2,031.51	0.00	18,281.83

SUBMITTED BY: Mary Bobka

POSITION: Secretary

APPROVED: 

Current Cash Balance Report

ALL Data

Date: 08/01/2007 thru 08/31/2007

30 Arranged by:
Group ID and Activity Number

Activity Number and Name	Beginning Cash	Receipts	Disbursements	Adjustments	Cash Balance
A ACTIVITY GENERAL FUND					
100 VENDING	-61.95	423.05	62.82	0.00	298.28
110 GENERAL	2,761.08	578.74	566.75	0.00	2,773.07
120 RETIREMENT	0.00	0.00	0.00	0.00	0.00
125 INTEREST EARNED	150.78	9.75	0.00	-94.67	65.86
A ACTIVITY GENERAL FUND Totals:	2,849.91	1,011.54	629.57	-94.67	3,137.21
C CLUBS AND ORGANIZATIONS					
501 ST. COUNCIL	969.14	0.00	0.00	0.00	969.14
503 SAFE CLUB	1.84	0.00	0.00	0.00	1.84
C CLUBS AND ORGANIZATIONS Totals:	970.98	0.00	0.00	0.00	970.98
E ADMINISTRATIVE CUSTODIAL ACCT					
602 HOSPITALITY	-38.06	2.00	0.00	0.00	-36.06
604 ART	1,558.94	0.00	0.00	0.00	1,558.94
606 MINI CLASSES	-9,499.74	0.00	0.00	9,774.00	274.26
607 PE/MUSIC	802.37	0.00	78.18	527.00	1,251.19
610 LIBRARY	4,019.97	38.00	112.64	0.00	3,945.33
615 FIELD TRIPS	-14,192.62	99.00	0.00	14,093.62	0.00
620 MONTESSORI PRESCHOOL	0.00	0.00	0.00	0.00	0.00
E ADMINISTRATIVE CUSTODIAL ACCT Totals:	-17,349.14	139.00	190.82	24,394.62	6,993.66
Q FIELD TRIPS					
1000 KINDERGARTEN	253.15	0.00	0.00	-253.15	0.00
1010 FIRST GRADE	972.75	0.00	0.00	-972.75	0.00
1020 SECOND GRADE	485.25	0.00	0.00	-485.25	0.00
1030 THIRD GRADE	532.75	0.00	0.00	-532.75	0.00
1040 FOURTH GRADE	1,021.85	0.00	0.00	-1,021.85	0.00
1050 FIFTH GRADE	920.00	0.00	0.00	-920.00	0.00
1060 PREPRIMARY MONTESSORI	3,680.30	0.00	0.00	-3,680.30	0.00
1070 PRIMARY MONTESSORI	1,544.50	0.00	0.00	-1,544.50	0.00
1080 INTERMEDIATE MONTESSORI	3,850.50	0.00	0.00	-3,850.50	0.00
1090 PRESCHOOL	737.90	0.00	0.00	-737.90	0.00
Q FIELD TRIPS Totals:	13,998.95	0.00	0.00	-13,998.95	0.00
R CLUBS					
2020 SWING CHOIR	527.00	0.00	0.00	-527.00	0.00
R CLUBS Totals:	527.00	0.00	0.00	-527.00	0.00
S MINI-CLASSES					
3000 MINI-CLASSES	9,774.00	0.00	0.00	-9,774.00	0.00
3010 LEADERSHIP CLASSES	0.00	0.00	0.00	0.00	0.00
S MINI-CLASSES Totals:	9,774.00	0.00	0.00	-9,774.00	0.00
Report Totals:	10,771.70	1,150.54	820.39	0.00	11,101.85

Current Cash Balance Report

ALL Data

Arranged by:
Group ID and Activity Number

Date: 09/01/2006 thru 08/31/2007

Activity Number and Name	Beginning Cash	Receipts	Disbursements	Adjustments	31 Cash Balance
A ACTIVITY GENERAL FUND					
100 VENDING	1,904.63	915.61	1,186.60	0.00	1,633.64
110 GENERAL FUND	959.68	5,312.50	1,482.22	0.00	4,789.96
115 INTEREST EARNED CHECKING	234.07	145.45	0.00	0.00	379.52
A ACTIVITY GENERAL FUND Totals:	3,098.38	6,373.56	2,668.82	0.00	6,803.12
D CLUBS AND ORGANIZATIONS					
501 STUDENT COUNCIL	721.44	8,541.00	8,035.06	0.00	1,227.38
510 BOOK CLUB	0.00	0.00	0.00	0.00	0.00
511 CONFLICT MANAGERS	0.00	130.00	130.00	0.00	0.00
615 SAFETY PATROL	0.00	0.00	0.00	0.00	0.00
635 M.A.D.	1.55	160.00	160.00	0.00	1.55
D CLUBS AND ORGANIZATIONS Totals:	722.99	8,831.00	8,325.06	0.00	1,228.93
E ADMINISTRATIVE CUSTODIAL ACCT					
600 REIMBURSEMENT	0.00	0.00	0.00	0.00	0.00
601 SITE BASE	65.26	0.00	0.00	0.00	65.26
602 HOSPITALITY	429.03	903.00	1,150.41	0.00	181.62
603 FIELD TRIPS	13.67	2,466.45	7,632.79	0.00	-5,152.67
605 READ	0.00	350.00	310.35	0.00	39.65
610 LIBRARY	2,348.34	4,978.77	3,634.18	0.00	3,692.93
620 CONVENTION FUND	0.00	0.00	0.00	0.00	0.00
630 PAYBACK	2,259.92	1,609.79	2,295.52	0.00	1,574.19
640 SPED GRANT	0.00	0.00	0.00	0.00	0.00
650 PLAYGROUND	1,075.00	0.00	0.00	0.00	1,075.00
E ADMINISTRATIVE CUSTODIAL ACCT Totals:	6,191.22	10,308.01	15,023.25	0.00	1,475.98
Q EXTRA CURRICULAR ACTIVITIES					
1005 Kindergarten Field Trips	0.00	775.75	0.00	0.00	775.75
1010 First Grade Field Trips	0.00	646.35	0.00	0.00	646.35
1020 Second Grade Field Trips	0.00	549.30	0.00	0.00	549.30
1030 Third Grade Field Trips	0.00	691.50	0.00	0.00	691.50
1040 Fourth Grade Field Trips	0.00	732.30	0.00	0.00	732.30
1050 Fifth Grade Field Trips	0.00	1,491.90	0.00	0.00	1,491.90
Q EXTRA CURRICULAR ACTIVITIES Totals:	0.00	4,887.10	0.00	0.00	4,887.10
Report Totals:	10,012.59	30,399.67	26,017.13	0.00	14,395.13

Current Cash Balance Report

ALL Data

 Arranged by:
 Group ID and Activity Number

Date: 08/01/2007 thru 08/31/2007

Activity Number and Name	Beginning Cash	Receipts	Disbursements	Adjustments	Cash Balance
A ACTIVITY GENERAL FUND					
100 VENDING	1,487.97	0.00	0.00	0.00	1,487.97
110 GENERAL	9,887.91	591.03	0.00	0.00	10,478.94
125 INTEREST EARNED	321.20	15.09	0.00	0.00	336.29
130 MAGNET ART	10.76	0.00	0.00	0.00	10.76
A ACTIVITY GENERAL FUND Totals:	11,707.84	606.12	0.00	0.00	12,313.96
D CLUBS AND ORGANIZATIONS					
501 STUDENT COUNCIL	1,385.00	0.00	0.00	0.00	1,385.00
505 CHOIR	0.00	0.00	0.00	0.00	0.00
510 SAFETY PATROL	79.69	0.00	0.00	0.00	79.69
520 ENVIRONMENTAL CLUB	1,874.67	0.00	0.00	0.00	1,874.67
521 3-D Club	0.00	0.00	0.00	0.00	0.00
525 Conflict Managers	225.74	0.00	0.00	0.00	225.74
D CLUBS AND ORGANIZATIONS Totals:	3,565.10	0.00	0.00	0.00	3,565.10
E ADMINISTRATIVE CUSTODIAL ACCT					
602 STAFF HOSPITALITY	0.00	0.00	0.00	0.00	0.00
606 MAGAZINES	0.00	0.00	0.00	0.00	0.00
610 LIBRARY	2,746.30	126.78	0.00	0.00	2,873.08
615 FIELD TRIPS	-10,077.98	0.00	0.00	0.00	-10,077.98
620 SITE IMPROVEMENT	0.00	0.00	0.00	0.00	0.00
625 READING INCENTIVE	-71.48	0.00	0.00	0.00	-71.48
E ADMINISTRATIVE CUSTODIAL ACCT Totals:	-7,403.16	126.78	0.00	0.00	-7,276.38
Q FEE FUNDED ACCOUNTS					
1000 Kindergarten Field Trips	2,183.37	0.00	0.00	0.00	2,183.37
1010 First Grade Field Trips	1,727.10	0.00	0.00	0.00	1,727.10
1020 Second Grade Field Trips	720.75	0.00	0.00	0.00	720.75
1030 Third Grade Field Trips	1,502.60	0.00	0.00	0.00	1,502.60
1040 Fourth Grade Field Trips	2,151.33	0.00	0.00	0.00	2,151.33
1050 Fifth Grade Field Trips	1,539.89	0.00	0.00	0.00	1,539.89
Q FEE FUNDED ACCOUNTS Totals:	9,825.04	0.00	0.00	0.00	9,825.04
Report Totals:	17,694.82	732.90	0.00	0.00	18,427.72

Current Cash Balance Report

33
Arranged by:

ALL Data

Group ID and Activity Number

Date: 08/01/2007 thru 08/31/2007

Activity Number and Name	Beginning Cash	Receipts	Disbursements	Adjustments	Cash Balance
A ACTIVITY GENERAL FUND					
100 Vending	1,218.63	372.97	0.00	0.00	1,591.60
110 General	4,911.15	0.00	260.88	0.00	4,650.27
120 Interest Earned Checking	580.86	17.69	0.00	0.00	598.55
A ACTIVITY GENERAL FUND Totals:	6,710.64	390.66	260.88	0.00	6,840.42
D CLUBS AND ORGANIZATIONS					
501 Student Council	2,671.44	0.00	0.00	0.00	2,671.44
502 Drug Free Club	161.14	0.00	0.00	0.00	161.14
503 5th Grade Club	506.81	0.00	0.00	0.00	506.81
D CLUBS AND ORGANIZATIONS Totals:	3,339.39	0.00	0.00	0.00	3,339.39
E ADMINISTRATIVE CUSTODIAL ACCT					
601 Site Base Plan Annual Updates	1,041.27	0.00	0.00	0.00	1,041.27
602 Staff Hospitality	18.91	0.00	0.00	0.00	18.91
603 Field Trips	-9,164.53	316.00	0.00	8,848.53	0.00
608 Grants	31.75	0.00	0.00	0.00	31.75
609 Technology	1,337.37	0.00	0.00	0.00	1,337.37
610 Media	847.30	26.95	0.00	0.00	874.25
611 Fine Arts	794.60	0.00	0.00	0.00	794.60
612 Safety Patrol	0.00	0.00	0.00	0.00	0.00
614 Montessori Projects	994.52	0.00	0.00	0.00	994.52
615 PayBac	226.65	159.87	0.00	0.00	386.52
616 P.E.	0.00	0.00	0.00	0.00	0.00
617 Music	0.00	0.00	0.00	0.00	0.00
618 READ	521.24	0.00	0.00	0.00	521.24
619 Home/School Projects	1,000.00	0.00	0.00	0.00	1,000.00
620 Norris Special Projects	2,829.00	0.00	0.00	0.00	2,829.00
621 Montessori Snack Account	1,677.76	0.00	0.00	-403.23	1,274.53
E ADMINISTRATIVE CUSTODIAL ACCT Totals:	2,155.84	502.82	0.00	8,445.30	11,103.96
G DISTRICT CUST. ACCOUNTS					
800 Reimbursement	0.00	0.00	0.00	0.00	0.00
802 Convention	41.22	0.00	0.00	0.00	41.22
G DISTRICT CUST. ACCOUNTS Totals:	41.22	0.00	0.00	0.00	41.22
Q Fee Fund					
990 Pre-K Field Trips	0.00	0.00	0.00	0.00	0.00
1000 Kindergarten Field Trips	916.25	0.00	0.00	-916.25	0.00
1010 First Grade Field Trips	395.75	0.00	0.00	-395.75	0.00
1020 Second Grade Field Trips	490.50	0.00	0.00	-490.50	0.00
1030 Third Grade Field Trips	683.50	0.00	0.00	-683.50	0.00
1040 Fourth Grade Field Trips	370.75	0.00	0.00	-370.75	0.00
1050 Fifth Grade Field Trips	412.00	0.00	0.00	-412.00	0.00
1060 Montessori Field Trips	5,176.55	0.00	0.00	-5,176.55	0.00
1070 Special Education Field Trips	0.00	0.00	0.00	0.00	0.00
Q Fee Fund Totals:	8,445.30	0.00	0.00	-8,445.30	0.00
R Clubs					
2000 Clubs	0.00	0.00	0.00	0.00	0.00
2010 Choir Club	0.00	0.00	0.00	0.00	0.00
2050 Student Council Club	0.00	0.00	0.00	0.00	0.00
R Clubs Totals:	0.00	0.00	0.00	0.00	0.00
Report Totals:	20,692.39	893.48	260.88	0.00	21,324.99

Current Cash Balance Report

Date: 08/01/2007 thru 08/31/2007

Activity Number and Name	Beginning Cash	Receipts	Disbursements	Adjustments	Cash Balance
A ACTIVITY GENERAL					
100 GENERAL	4,740.53	170.00	861.70	0.00	4,048.83
110 VENDING	160.83	437.07	151.18	0.00	446.72
115 INTEREST EARNED CHECKING	113.00	9.28	0.00	0.00	122.28
A ACTIVITY GENERAL Totals:	5,014.36	616.35	1,012.88	0.00	4,617.83
D CLUBS AND ORGANIZATION					
501 STUDENT COUNCIL	463.85	287.00	137.56	0.00	613.29
D CLUBS AND ORGANIZATION Totals:	463.85	287.00	137.56	0.00	613.29
E ADMINISTRATIVE CUSTODIAL ACCT					
600 SOCIAL	131.17	0.00	0.00	0.00	131.17
601 FIELD TRIPS	-13,417.92	0.00	0.00	0.00	-13,417.92
602 READ	0.00	0.00	0.00	0.00	0.00
603 LIBRARY	1,318.07	0.00	116.04	0.00	1,202.03
604 PAYBAC	2,443.04	0.00	0.00	0.00	2,443.04
605 5TH GRADE BLDG. FUNDRAISER	17.98	0.00	0.00	0.00	17.98
606 PLAYGROUND FUND	0.00	0.00	0.00	0.00	0.00
607 GRANTS	0.00	0.00	0.00	0.00	0.00
E ADMINISTRATIVE CUSTODIAL ACCT Totals:	-9,507.66	0.00	116.04	0.00	-9,623.70
Q FEE FUND					
1005 KINDERGARTEN	2,374.52	0.00	0.00	0.00	2,374.52
1010 FIRST GRADE	2,789.75	0.00	0.00	0.00	2,789.75
1020 SECOND GRADE	2,619.17	0.00	0.00	0.00	2,619.17
1030 THIRD GRADE	1,801.43	0.00	0.00	0.00	1,801.43
1040 FOURTH GRADE	1,609.96	0.00	0.00	0.00	1,609.96
1050 FIFTH GRADE	2,564.75	0.00	0.00	0.00	2,564.75
1060 MUSIC	22.56	25.00	0.00	0.00	47.56
1070 PE	0.00	0.00	0.00	0.00	0.00
Q FEE FUND Totals:	13,782.14	25.00	0.00	0.00	13,807.14
Report Totals:	9,752.69	928.35	1,266.48	0.00	9,414.56

Current Cash Balance Report

ALL Data

Date: 08/01/2007 thru 08/31/2007

36 Arranged by:
Group ID and Activity Number

Activity Number and Name	Beginning Cash	Receipts	Disbursements	Adjustments	Cash Balance
610 unused library account	0.00	0.00	0.00	0.00	0.00
Totals:	0.00	0.00	0.00	0.00	0.00
A ACTIVITY GENERAL FUND					
100 VENDING	1,719.06	0.00	145.46	0.00	1,573.60
110 GENERAL FUND	10,906.46	429.00	1,408.54	0.00	9,926.92
125 interest earned checking	1,833.38	27.69	0.00	0.00	1,861.07
A ACTIVITY GENERAL FUND Totals:	14,458.90	456.69	1,554.00	0.00	13,361.59
D CLUBS AND ORGANIZATIONS					
501 STUDENT COUNCIL	1,326.70	0.00	0.00	0.00	1,326.70
505 GRADE 5 ACTIVITY	0.00	0.00	0.00	0.00	0.00
510 STANDD CLUB	-67.64	0.00	0.00	0.00	-67.64
515 K-KIDS CLUB	160.30	0.00	0.00	0.00	160.30
520 ENVIRONMENTAL CLUB	89.57	0.00	0.00	0.00	89.57
D CLUBS AND ORGANIZATIONS Totals:	1,508.93	0.00	0.00	0.00	1,508.93
E ADMINISTRATIVE CUSTODIAL					
602 HOSPITALITY	178.68	0.00	20.00	0.00	158.68
606 MAGAZINES	0.00	0.00	0.00	0.00	0.00
610 LIBRARY	4,518.33	0.00	6.94	0.00	4,511.39
615 FIELD TRIPS	-4,618.06	0.00	75.00	0.00	-4,693.06
620 PAYBACK PARTNER	1,548.70	0.00	0.00	0.00	1,548.70
625 CORPORATE DONATIONS	2,883.54	0.00	0.00	0.00	2,883.54
630 SPELL-A-THON	2,826.09	0.00	361.90	0.00	2,464.19
635 HOST	-4.11	0.00	0.00	0.00	-4.11
640 OTHER STUDENT ACTIVITIES	78.68	0.00	0.00	0.00	78.68
645 TOOLS FOR SCHOOLS	1,000.00	0.00	0.00	0.00	1,000.00
650 ARTWORKS	942.60	0.00	0.00	0.00	942.60
E ADMINISTRATIVE CUSTODIAL Totals:	9,354.45	0.00	463.84	0.00	8,890.61
F DISTRICT CUSTODIAL					
700 REIMBURSEMENT	0.00	0.00	0.00	0.00	0.00
720 CONVENTION	686.50	0.00	0.00	0.00	686.50
F DISTRICT CUSTODIAL Totals:	686.50	0.00	0.00	0.00	686.50
Q EXTRA CURRICULAR ACTIVITIES					
1005 KG FIELD TRIPS	1,432.75	0.00	0.00	0.00	1,432.75
1010 1ST GR. FIELD TRIPS	952.25	0.00	0.00	0.00	952.25
1020 2ND GR. FIELD TRIPS	880.40	0.00	0.00	0.00	880.40
1030 3RD GR. FIELD TRIPS	825.35	0.00	0.00	0.00	825.35
1040 4TH GR. FIELD TRIPS	2,262.60	0.00	0.00	0.00	2,262.60
1050 5TH GR. FIELD TRIPS	455.65	0.00	0.00	0.00	455.65
Q EXTRA CURRICULAR ACTIVITIES Totals:	6,809.00	0.00	0.00	0.00	6,809.00
Report Totals:	32,817.78	456.69	2,017.84	0.00	31,256.63

Current Cash Balance Report

ALL Data

Arranged by:

Date: 08/01/2007 thru 08/31/2007

Group ID and Activity Number

Activity Number and Name	Beginning Cash	Receipts	Disbursements	Adjustments	Cash Balance
A ACTIVITY GENERAL FUND					
100 GENERAL FUND	19,325.64	0.00	1,935.43	0.00	17,390.21
110 VENDING	792.94	225.30	142.45	0.00	875.79
120 INTEREST EARNED CHECKING	737.01	16.98	0.00	0.00	753.99
A ACTIVITY GENERAL FUND Totals:	<u>20,855.59</u>	<u>242.28</u>	<u>2,077.88</u>	<u>0.00</u>	<u>19,019.99</u>
B CLUBS AND ORGANIZATIONS					
201 STUDENT COUNCIL	534.82	0.00	0.00	0.00	534.82
211 SAFETY PATROL	25.00	0.00	0.00	0.00	25.00
B CLUBS AND ORGANIZATIONS Totals:	<u>559.82</u>	<u>0.00</u>	<u>0.00</u>	<u>0.00</u>	<u>559.82</u>
C ADMINISTRATIVE CUSTODIAL ACCT					
301 MEDIA	-43.29	0.00	0.00	0.00	-43.29
305 FIELD TRIPS	-8,103.61	225.00	0.00	0.00	-7,878.61
310 HOSPITALITY	644.64	0.00	44.00	0.00	600.64
320 BIRTHDAY BOOK CLUB	-7.51	0.00	0.00	0.00	-7.51
325 Battle of the Books	-159.21	0.00	0.00	0.00	-159.21
330 GRANTS	0.00	0.00	0.00	0.00	0.00
340 PTO	0.00	0.00	0.00	0.00	0.00
350 BEAUTIFICATION	-1,154.88	0.00	0.00	0.00	-1,154.88
C ADMINISTRATIVE CUSTODIAL ACCT Totals:	<u>-8,823.86</u>	<u>225.00</u>	<u>44.00</u>	<u>0.00</u>	<u>-8,642.86</u>
Q FEE FUND					
1000 Kindergarten	1,267.75	0.00	0.00	0.00	1,267.75
1001 1st Grade	1,797.00	0.00	0.00	0.00	1,797.00
1002 2nd Grade	711.00	0.00	0.00	0.00	711.00
1003 3rd Grade	654.75	0.00	0.00	0.00	654.75
1004 4th Grade	737.50	0.00	0.00	0.00	737.50
1005 5th Grade	2,316.00	0.00	0.00	0.00	2,316.00
1010 Self-Contained	0.00	0.00	0.00	0.00	0.00
Q FEE FUND Totals:	<u>7,484.00</u>	<u>0.00</u>	<u>0.00</u>	<u>0.00</u>	<u>7,484.00</u>
R CLUB--FEE FUND					
2000 Student Council Fee Fund	0.00	0.00	0.00	0.00	0.00
2010 Chorus Fee Fund	0.00	0.00	0.00	0.00	0.00
R CLUB--FEE FUND Totals:	<u>0.00</u>	<u>0.00</u>	<u>0.00</u>	<u>0.00</u>	<u>0.00</u>
Report Totals:	<u>20,075.55</u>	<u>467.28</u>	<u>2,121.88</u>	<u>0.00</u>	<u>18,420.95</u>

Current Cash Balance Report

37

Arranged by:

ALL Data

Group ID and Activity Number

Date: 08/01/2007 thru 08/31/2007

Activity Number and Name	Beginning Cash	Receipts	Disbursements	Adjustments	Cash Balance
A General Fund					
100 Vending	333.81	382.28	87.18	0.00	628.91
110 General Fund	5,042.54	0.00	161.96	0.00	4,880.58
120 PRINCIPAL'S ADMIN. FUND	0.00	0.00	0.00	0.00	0.00
130 Interest Earned Checking	204.41	8.13	0.00	0.00	212.54
140 WEDNESDAY CLASSES/MI	0.00	0.00	0.00	0.00	0.00
A General Fund Totals:	5,580.76	390.41	249.14	0.00	5,722.03
B Clubs & Organizations					
501 Student Council	1,044.80	0.00	438.97	0.00	605.83
B Clubs & Organizations Totals:	1,044.80	0.00	438.97	0.00	605.83
C Administrative Custodial					
600 KG Classroom Activity	0.00	0.00	0.00	0.00	0.00
601 Site Base	0.00	0.00	0.00	0.00	0.00
602 Hospitality	0.00	0.00	0.00	0.00	0.00
605 1st Classroom Activity	0.00	0.00	0.00	0.00	0.00
606 Books and Magazines	0.00	0.00	0.00	0.00	0.00
610 Library	1,612.73	0.00	0.00	0.00	1,612.73
611 2nd Classroom Activity	0.00	0.00	0.00	0.00	0.00
615 Field Trips	-2,648.49	123.05	0.00	0.00	-2,525.44
616 3rd Classroom Activity	0.00	0.00	0.00	0.00	0.00
620 Ceiling Tiles	812.92	0.00	0.00	0.00	812.92
625 Multiple Intelligences	0.00	0.00	0.00	0.00	0.00
626 Mini Classes	52.32	0.00	0.00	0.00	52.32
627 Art	258.19	0.00	0.00	0.00	258.19
628 Health Room	269.00	0.00	0.00	0.00	269.00
C Administrative Custodial Totals:	356.67	123.05	0.00	0.00	479.72
D District Custodial					
700 Reimbursement	0.00	0.00	0.00	0.00	0.00
720 Convention	0.00	0.00	0.00	0.00	0.00
D District Custodial Totals:	0.00	0.00	0.00	0.00	0.00
Q Fee Funded Account					
1000 Kindergarten field trips	520.75	0.00	0.00	0.00	520.75
1010 First grade field trips	676.50	0.00	0.00	0.00	676.50
1020 Second grade field trips	614.00	0.00	0.00	0.00	614.00
1030 Third grade field trips	532.60	0.00	0.00	0.00	532.60
1040 Forth grade field trips	246.75	0.00	0.00	0.00	246.75
1050 Fifth grade field trips	111.00	0.00	0.00	0.00	111.00
1060 ELL field trips	0.00	0.00	0.00	0.00	0.00
Q Fee Funded Account Totals:	2,701.60	0.00	0.00	0.00	2,701.60
Report Totals:	9,683.83	513.46	688.11	0.00	9,509.18

38

Current Cash Balance Report

ALL Data

Date: 09/01/2006 thru 08/31/2007

 Arranged by:
 Group ID and Activity Number

Activity Number and Name	Beginning Cash	Receipts	Disbursements	Adjustments	Cash Balance
A ACTIVITY GENERAL FUND					
100 GENERAL FUND	13,831.16	8,414.73	6,130.14	0.00	16,115.75
110 VENDING	265.60	951.22	985.86	300.00	530.96
120 INTEREST EARNED CHECKING	702.63	293.68	96.56	-300.00	599.75
A ACTIVITY GENERAL FUND Totals:	14,799.39	9,659.63	7,212.56	0.00	17,246.46
B CLUBS AND ORGANIZATIONS					
201 STUDENT COUNCIL	530.17	1,645.96	1,575.64	0.00	600.49
B CLUBS AND ORGANIZATIONS Totals:	530.17	1,645.96	1,575.64	0.00	600.49
C ADMINISTRATIVE CUSTODIAL ACCT					
301 Hospitality	221.90	1,771.00	1,988.16	0.00	4.74
310 MEDIA	5,863.03	9,538.73	10,565.30	0.00	4,836.46
315 FIELD TRIPS	591.61	0.00	9,587.68	0.00	-8,996.07
320 BIRTHDAY BOOK CLUB	1,994.55	1,382.70	962.73	0.00	2,414.52
330 DONATIONS	4,366.29	11,972.70	13,810.77	0.00	2,528.22
C ADMINISTRATIVE CUSTODIAL ACCT Totals:	13,037.38	24,665.13	36,914.64	0.00	787.87
Q EXTRA CURRICULAR ACTIVITIES					
1000 KINDGARTEN FIELD TRIPS	0.00	1,667.25	0.00	0.00	1,667.25
1001 FIRST GRADE FIELD TRIPS	0.00	2,472.01	0.00	0.00	2,472.01
1002 SECOND GRADE FIELD TRIPS	0.00	862.64	0.00	0.00	862.64
1003 THIRD GRADE FIELD TRIPS	0.00	2,318.74	0.00	0.00	2,318.74
1004 FOURTH GRADE FIELD TRIPS	100.00	1,674.90	0.00	0.00	1,774.90
1005 FIFTH GRADE FIELD TRIPS	0.00	492.05	0.00	0.00	492.05
Q EXTRA CURRICULAR ACTIVITIES Totals:	100.00	9,487.59	0.00	0.00	9,587.59
Report Totals:	28,466.94	45,458.31	45,702.84	0.00	28,222.41

Current Cash Balance Report

ALL Data

Date: 08/01/2007 thru 08/31/2007

Arranged by:
Group ID and Activity Number

Activity Number and Name	Beginning Cash	Receipts	Disbursements	Adjustments	Cash Balance
A ACTIVITY GENERAL FUND					
100 STAFF VENDING	3,008.54	668.35	48.99	0.00	3,627.90
101 STUDENT VENDING	100.21	0.00	84.00	0.00	16.21
110 GENERAL FUND	6,271.10	210.00	892.66	0.00	5,588.44
115 INTEREST EARNED CHECKING	297.31	13.33	0.00	0.00	310.64
815 ENRICHMENT DAY	1,304.08	0.00	0.00	0.00	1,304.08
5000 FIELD IMPROVEMENT	249.00	0.00	0.00	0.00	249.00
A ACTIVITY GENERAL FUND Totals:	11,230.24	891.68	1,025.65	0.00	11,096.27
C FAMILY NIGHTS					
400 KINDERGARTEN HOST FAMILY NIGHTS	-15.75	0.00	0.00	0.00	-15.75
401 GR. 1 HOST FAMILY NIGHT	80.13	0.00	0.00	0.00	80.13
403 GR. 3 HOST FAMILY NIGHT	-0.79	0.00	0.00	0.00	-0.79
404 GR. 4 HOST FAMILY NIGHT	-9.67	0.00	0.00	0.00	-9.67
405 GR. 5 HOST FAMILY NIGHT	-11.86	0.00	0.00	0.00	-11.86
410 CHOIR HOST FAMILY NIGHT	0.00	0.00	0.00	0.00	0.00
411 CHESS CLUB HOST FAMILY NIGHT	180.44	0.00	0.00	0.00	180.44
412 SAFETY PATROL HOST FAMILY NIGHT	50.30	0.00	0.00	0.00	50.30
413 PLAYGROUND COM. HOST FAMILY NIGHT	0.00	0.00	0.00	0.00	0.00
C FAMILY NIGHTS Totals:	272.80	0.00	0.00	0.00	272.80
D CLUBS AND ORGANIZATIONS					
501 STUDENT COUNCIL	632.83	0.00	0.00	0.00	632.83
901 US WEST VOLUNTEER GRANTS & OTHERS	935.72	0.00	0.00	0.00	935.72
D CLUBS AND ORGANIZATIONS Totals:	1,568.55	0.00	0.00	0.00	1,568.55
E ADMINISTRATIVE CUSTODIAL ACCT					
610 MEDIA	1,551.53	0.00	1,012.39	0.00	539.14
615 FIELD TRIPS	0.00	0.00	0.00	0.00	0.00
701 TECHNOLOGY	722.27	0.00	0.00	0.00	722.27
801 GIFTED/HAL	0.00	0.00	0.00	0.00	0.00
E ADMINISTRATIVE CUSTODIAL ACCT Totals:	2,273.80	0.00	1,012.39	0.00	1,261.41
F DISTRICT CUSTODIAL					
700 NOT USED	0.00	0.00	0.00	0.00	0.00
720 NOT USED	0.00	0.00	0.00	0.00	0.00
F DISTRICT CUSTODIAL Totals:	0.00	0.00	0.00	0.00	0.00
H OUTDOOR LEARNING ENVIRONMENT (OLE)					
3000 BRICK ORDERS & OTHER	294.51	0.00	0.00	0.00	294.51
H OUTDOOR LEARNING ENVIRONMENT (OLE) Totals:	294.51	0.00	0.00	0.00	294.51
Q FEE FUND FIELD TRIPS					
1000 KINDERGARTEN FIELD TRIPS	0.00	0.00	0.00	0.00	0.00
1010 1ST GRADE FIELD TRIPS	0.00	0.00	0.00	0.00	0.00
1020 2ND GRADE FIELD TRIPS	0.00	0.00	0.00	0.00	0.00
1030 3RD GRADE FIELD TRIPS	0.00	0.00	0.00	0.00	0.00
1040 4TH GRADE FIELD TRIPS	0.00	0.00	0.00	0.00	0.00
1050 5TH GRADE FIELD TRIPS	0.00	0.00	0.00	0.00	0.00
Q FEE FUND FIELD TRIPS Totals:	0.00	0.00	0.00	0.00	0.00
R FEE FUND CLUBS					
2020 CHORUS CLUB	0.00	0.00	0.00	0.00	0.00
R FEE FUND CLUBS Totals:	0.00	0.00	0.00	0.00	0.00
Report Totals:	15,639.90	891.68	2,038.04	0.00	14,493.54

C. Levesque

Current Cash Balance Report

Date: 08/01/2007 thru 08/31/2007

Group ID and Activity Number

Activity Number and Name	Beginning Cash	Receipts	Disbursements	Adjustments	Cash Balance
A General Funds					
100 VENDING MACHINES	8,230.59	0.00	861.19	0.00	7,369.40
110 OTHER GENERAL	8,783.78	0.00	178.17	0.00	8,605.61
112	0.00	0.00	0.00	0.00	0.00
115 FINES	7,216.24	0.00	12.00	0.00	7,204.24
120 FUND RAISING ACCOUNT	7,866.23	0.00	4,000.00	0.00	3,866.23
125 VOLUNTEER	3,400.58	0.00	0.00	0.00	3,400.58
130 INTEREST EARNED - CHECKING	3,301.45	67.40	0.00	0.00	3,368.85
A General Funds Totals:	38,798.87	67.40	5,051.36	0.00	33,814.91
B Athletics					
205 ATHLETIC DEPARTMENT	-4,197.27	0.00	5,244.69	10,596.00	1,154.04
210 ATHLETIC FUND	0.00	0.00	0.00	0.00	0.00
B Athletics Totals:	-4,197.27	0.00	5,244.69	10,596.00	1,154.04
C Academic Clubs					
300 SCIENCE CLUB	376.12	0.00	0.00	0.00	376.12
310 YEARBOOK	7,737.22	8,270.00	0.00	0.00	16,007.22
320 YOUTH TO YOUTH	-8,612.71	0.00	0.00	9,232.00	619.29
330 KIDS HELPING KIDS	3,359.63	0.00	227.89	0.00	3,131.74
340 RENAISSANCE PROGRAM	1,884.26	0.00	0.00	0.00	1,884.26
350 HAL	-849.06	0.00	0.00	856.00	6.94
C Academic Clubs Totals:	3,895.46	8,270.00	227.89	10,088.00	22,025.57
D Clubs and Organizations					
400 STUDENT COUNCIL	438.02	0.00	0.00	0.00	438.02
410 VOLLEYBALL CLUB	685.33	0.00	0.00	0.00	685.33
420 LEADERSHIP	869.09	0.00	101.70	500.00	1,267.39
430 BOOK CLUB	561.94	0.00	0.00	0.00	561.94
440 SCRAPBOOK CLUB	5.50	0.00	0.00	0.00	5.50
442 FCS CLUB	-139.55	0.00	0.00	140.00	0.45
450 ARTS & CRAFTS CLUB	39.09	0.00	0.00	0.00	39.09
460 PHOTOGRAPHY CLUB	79.58	0.00	0.00	0.00	79.58
470 SPIRIT CLUB	0.00	0.00	0.00	0.00	0.00
480 DRAMA CLUB	38.32	0.00	0.00	0.00	38.32
D Clubs and Organizations Totals:	2,577.32	0.00	101.70	640.00	3,115.62
E School Custodial Accounts					
500 MUSIC	-1,231.34	0.00	0.00	1,331.96	100.62
501 BAND	525.74	0.00	0.00	1,007.00	1,532.74
505 ART CLASS	8.31	0.00	0.00	0.00	8.31
509 8TH GRADE FAREWELL	1,053.24	0.00	0.00	0.00	1,053.24
510 TRANSPORTATION	1,072.51	0.00	0.00	0.00	1,072.51
511 SPECIAL EVENTS	2,788.79	0.00	0.00	0.00	2,788.79
512 HELP FUND	0.00	0.00	0.00	0.00	0.00
515 FACULTY VENDING FUND	727.99	0.00	9.63	0.00	718.36
520 TEACHERS HOSPITALITY FUND	393.82	0.00	0.00	0.00	393.82
525 AMS T-SHIRT SALES	1,266.25	0.00	34.38	0.00	1,231.87
528 A.P.E. T-SHIRTS	0.00	0.00	0.00	0.00	0.00
530 OUTDOOR CLASSROOM	1,777.04	0.00	406.10	0.00	1,370.94
535 SCIENCE BREAKAGE	0.99	0.00	0.00	0.00	0.99
540 INDUSTRIAL ARTS	3,164.58	0.00	0.00	0.00	3,164.58
542 FAMILY CONSUMER SCIENCE	1,410.96	0.00	58.48	0.00	1,352.48
544 JUMP START	0.00	0.00	275.00	275.00	0.00
545 LIBRARY	3,193.39	0.00	208.77	0.00	2,984.62
550	0.00	0.00	0.00	0.00	0.00

Current Cash Balance Report

ALL Data

Date: 08/01/2007 thru 08/31/2007

41 Arranged by:
Group ID and Activity Number

Activity Number and Name	Beginning Cash	Receipts	Disbursements	Adjustments	Cash Balance
555 FITNESS ROOM	995.36	0.00	0.00	0.00	995.36
570 FIELD TRIPS-SPECIAL AREA	0.00	0.00	0.00	0.00	0.00
576 FIELD TRIPS-6 GR.	-613.75	0.00	0.00	613.75	0.00
577 FIELD TRIPS-7 GR.	0.00	0.00	334.00	0.00	-334.00
578 FIELD TRIPS-8 GR.	0.00	0.00	0.00	0.00	0.00
580 OTHER SCHOOL CUSTODIAL	142.95	625.00	284.05	0.00	483.90
582	0.00	0.00	0.00	0.00	0.00
585 TEAMMATES	0.00	0.00	0.00	0.00	0.00
590 TEAM 6A	133.95	0.00	0.00	0.00	133.95
591 TEAM 6B	47.41	0.00	0.00	0.00	47.41
592 TEAM 6C	120.11	0.00	0.00	0.00	120.11
593 TEAM 7A	258.10	0.00	0.00	0.00	258.10
594 TEAM 7B	312.83	0.00	0.00	0.00	312.83
595 TEAM 7C	246.16	0.00	0.00	0.00	246.16
596 TEAM 8A	4.28	0.00	0.00	0.00	4.28
597 TEAM 8B	58.22	0.00	0.00	0.00	58.22
598 TEAM 8C	0.00	0.00	0.00	0.00	0.00
E School Custodial Accounts Totals:	17,857.89	625.00	1,610.41	3,227.71	20,100.19
G Investments					
700 SAVINGS	-9,471.12	0.00	558.80	0.00	-10,029.92
710 INTEREST ON SAVINGS	4,471.12	558.80	0.00	0.00	5,029.92
G Investments Totals:	-5,000.00	558.80	558.80	0.00	-5,000.00
H Athletic Department					
820	0.00	0.00	0.00	0.00	0.00
H Athletic Department Totals:	0.00	0.00	0.00	0.00	0.00
Q FIELD TRIP FEES					
1350 HAL FIELD TRIPS	856.00	0.00	0.00	-856.00	0.00
1570 FIELD TRIPS-SPECIAL AREA	0.00	0.00	0.00	0.00	0.00
1576 FIELD TRIPS-6 GR.	613.75	0.00	0.00	-613.75	0.00
1577 FIELD TRIPS-7 GR.	0.00	0.00	0.00	0.00	0.00
1578 FIELD TRIPS-8 GR.	0.00	0.00	0.00	0.00	0.00
Q FIELD TRIP FEES Totals:	1,469.75	0.00	0.00	-1,469.75	0.00
R CLUB FEES					
1420 LEADERSHIP	0.00	500.00	0.00	-500.00	0.00
2300 SCIENCE CLUB	0.00	0.00	0.00	0.00	0.00
2320 YOUTH TO YOUTH	9,232.00	0.00	0.00	-9,232.00	0.00
2400 STUDENT COUNCIL	0.00	0.00	0.00	0.00	0.00
2410 VOLLEYBALL CLUB	0.00	0.00	0.00	0.00	0.00
2430 BOOK CLUB	0.00	0.00	0.00	0.00	0.00
2440 SCRAPBOOK CLUB	0.00	0.00	0.00	0.00	0.00
2442 FCS CLUB	140.00	0.00	0.00	-140.00	0.00
2450 ARTS & CRAFTS CLUB	0.00	0.00	0.00	0.00	0.00
2460 PHOTOGRAPHY CLUB	0.00	0.00	0.00	0.00	0.00
2470 SPIRIT CLUB	0.00	0.00	0.00	0.00	0.00
2500 MUSIC CLUB	1,331.96	0.00	0.00	-1,331.96	0.00
2501 BAND CLUB	1,007.00	0.00	0.00	-1,007.00	0.00
2544 JUMP START	780.00	100.00	0.00	-275.00	605.00
R CLUB FEES Totals:	12,490.96	600.00	0.00	-12,485.96	605.00
S ATHLETIC FEES					
3205 ATHLETICS	10,596.00	0.00	0.00	-10,596.00	0.00
S ATHLETIC FEES Totals:	10,596.00	0.00	0.00	-10,596.00	0.00
Report Totals:	78,488.98	10,121.20	12,794.85	0.00	75,815.33

Current Cash Balance Report

ALL Data

Date: 08/01/2007 thru 08/31/2007

42 Arranged by:
Group ID and Activity Number

Activity Number and Name	Beginning Cash	Receipts	Disbursements	Adjustments	Cash Balance
A GENERAL FUND					
100 General Fund	2,054.56	101.00	1,065.66	1,006.00	2,095.90
110 Student Vending	2,404.66	0.00	126.62	-1,006.00	1,272.04
115 Staff Vending	541.39	0.00	190.22	0.00	351.17
A GENERAL FUND Totals:	5,000.61	101.00	1,382.50	0.00	3,719.11
D SCHOOL CUSTODIAL ACCOUNTS					
400 Library	486.67	0.00	0.00	0.00	486.67
405 FCS - Family Consumer Science	138.16	79.20	0.00	0.00	217.36
410 Field Trips	-8,218.89	132.29	0.00	8,595.36	508.76
415 Hospitality	-280.76	0.00	33.00	0.00	-313.76
420 IT LAB - Industrial Technology	766.21	708.00	1,381.27	0.00	92.94
425 Art	5.00	0.00	0.00	0.00	5.00
430 Spirit Wear	1,904.11	2,700.00	2,750.00	0.00	1,854.11
435 Book Fines	1,042.26	7.05	0.00	0.00	1,049.31
440 Bleacher Fund	3,743.40	0.00	0.00	0.00	3,743.40
445 Book Store	0.00	0.00	0.00	0.00	0.00
450 PE Shirts	864.40	2,742.50	1,832.60	0.00	1,774.30
455 Jump Start Camp	-85.56	0.00	10.00	1,140.00	1,044.44
D SCHOOL CUSTODIAL ACCOUNTS Totals:	365.00	6,369.04	6,006.87	9,735.36	10,462.53
E PROGRAMS					
500 B.A.S.E.	-287.80	0.00	212.72	500.52	0.00
E PROGRAMS Totals:	-287.80	0.00	212.72	500.52	0.00
F ATHLETICS and ACTIVITIES					
600 Athletics Program	-8,669.54	85.00	7,193.54	14,955.87	-822.21
605 Clubs and Activities	22.20	0.00	0.00	0.00	22.20
610 Student Council	1,982.45	0.00	0.00	0.00	1,982.45
615 Youth to Youth	-1,375.02	0.00	0.00	1,397.00	21.98
620 Emissary / Peer Mediation / Tutor	-18.87	0.00	0.00	0.00	-18.87
625 FCS Club	-1.44	0.00	0.00	110.00	108.56
630 Swing Choir Club	-1,863.97	0.00	0.00	1,808.27	-55.70
635 Environmental Club	450.91	0.00	0.00	0.00	450.91
640 Yearbook	2,591.61	0.00	0.00	0.00	2,591.61
645 Art Club	28.43	0.00	0.00	0.00	28.43
650 HAL	-563.14	0.00	0.00	588.00	24.86
655 Dance Club	45.43	0.00	0.00	0.00	45.43
660 Jazz Band	32.75	0.00	0.00	0.00	32.75
665 Drama Club	0.00	0.00	0.00	0.00	0.00
670 Cross Country Club	10.76	0.00	0.00	0.00	10.76
675 Solo and Ensemble Contest	403.18	0.00	0.00	0.00	403.18
680 Future Educators Club	16.67	0.00	0.00	0.00	16.67
685 Debate Club	-0.10	0.00	0.00	0.00	-0.10
F ATHLETICS and ACTIVITIES Totals:	-6,907.69	85.00	7,193.54	18,859.14	4,842.91
G INVESTMENTS					
700 Savings	0.00	0.00	0.00	0.00	0.00
705 Checking Interest	904.36	25.16	0.00	0.00	929.52
710 Interest on Savings	0.00	0.00	0.00	0.00	0.00
G INVESTMENTS Totals:	904.36	25.16	0.00	0.00	929.52
Q FIELD TRIP FEES					
1000 Field Trips	8,595.36	0.00	0.00	-8,595.36	0.00
Q FIELD TRIP FEES Totals:	8,595.36	0.00	0.00	-8,595.36	0.00

Current Cash Balance Report

ALL Data

Arranged by:

Group ID and Activity Number

Date: 08/01/2007 thru 08/31/2007

Activity Number and Name	Beginning Cash	Receipts	Disbursements	Adjustments	Cash Balance
R CLUB FEES					
2455 Jump Start Camp	0.00	1,140.00	0.00	-1,140.00	0.00
2610 Student Council	0.00	0.00	0.00	0.00	0.00
2615 Youth-to-Youth	1,397.00	0.00	0.00	-1,397.00	0.00
2625 FCS Club	110.00	0.00	0.00	-110.00	0.00
2630 Swing Choir	2,970.00	0.00	0.00	-1,808.27	1,161.73
2635 Environmental Club	93.31	0.00	0.00	0.00	93.31
2645 Art Club	0.00	0.00	0.00	0.00	0.00
2650 HAL	588.00	0.00	0.00	-588.00	0.00
2655 Dance Club	0.00	0.00	0.00	0.00	0.00
2665 Drama Club	0.00	0.00	0.00	0.00	0.00
2670 Cross Country Club	0.00	0.00	0.00	0.00	0.00
R CLUB FEES Totals:	5,158.31	1,140.00	0.00	-5,043.27	1,255.04
S ATHLETIC FEES					
3000 Athletics	14,955.87	0.00	0.00	-14,955.87	0.00
S ATHLETIC FEES Totals:	14,955.87	0.00	0.00	-14,955.87	0.00
T PROGRAM FEES					
4500 B.A.S.E. FEES	1,736.00	640.00	0.00	-500.52	1,875.48
T PROGRAM FEES Totals:	1,736.00	640.00	0.00	-500.52	1,875.48
Report Totals:	29,520.02	8,360.20	14,795.63	0.00	23,084.59

Current Cash Balance Report

44

Arranged by:

ALL Data

Date: 08/01/2007 thru 08/31/2007

Group ID and Activity Number

Activity Number and Name	Beginning Cash	Receipts	Disbursements	Adjustments	Cash Balance
A GENERAL FUNDS					
100 VENDING MACHINES	10,014.36	0.00	0.00	-8,014.36	2,000.00
105 STAFF VENDING MACHINES	16.82	0.00	0.00	0.00	16.82
110 GENERAL	-5,867.92	1,401.97	4,633.92	10,865.09	1,765.22
120 PENCIL FUND (SCHOOL IMPROV.)	312.05	0.00	0.00	0.00	312.05
150 INTEREST EARNED CHECKING	2,438.17	0.00	0.00	-829.92	1,608.25
170 INTEREST EARNED SAVINGS	11,524.23	2,202.46	0.00	0.00	13,726.69
180 BUILDING IMPROVEMENTS FUND	0.00	0.00	829.92	829.92	0.00
190 PAYBAC FUND	213.56	0.00	38.50	0.00	175.06
A GENERAL FUNDS Totals:	18,651.27	3,604.43	5,502.34	2,850.73	19,604.09
B ATHLETICS					
200 ATHLETICS PROGRAM	-9,150.77	0.00	295.58	11,833.00	2,386.65
B ATHLETICS Totals:	-9,150.77	0.00	295.58	11,833.00	2,386.65
C ACADEMIC CLUBS					
305 ART CLUB	-140.49	0.00	0.00	230.00	89.51
310 YEARBOOKS	6,636.56	20.00	2,840.49	0.00	3,816.07
315 BOWLING CLUB	-1,892.94	0.00	0.00	1,990.00	97.06
320 FAMILY CONSUMER SCIENCE CLUB	-142.65	0.00	0.00	144.00	1.35
330 DRAMA	91.83	0.00	0.00	0.00	91.83
335 PING PONG	0.00	0.00	0.00	0.00	0.00
340 TENNIS CLUB	0.00	0.00	0.00	0.00	0.00
350 SKI CLUB	-2,266.00	0.00	0.00	2,266.00	0.00
C ACADEMIC CLUBS Totals:	2,286.31	20.00	2,840.49	4,630.00	4,095.82
D CLUBS AND ORGANIZATIONS					
400 STUDENT COUNCIL	2,570.52	3,349.00	451.35	0.00	5,468.17
425 YOUTH TO YOUTH	-1,649.37	0.00	0.00	1,680.00	30.63
D CLUBS AND ORGANIZATIONS Totals:	921.15	3,349.00	451.35	1,680.00	5,498.80
E SCHOOL CUSTODIAL ACCOUNTS					
500 BAND	-26.37	0.00	-99.00	229.00	301.63
501 SITE BASE	0.00	0.00	0.00	0.00	0.00
502 HOSPITALITY	61.15	0.00	36.95	0.00	24.20
503 TREE FUND	367.03	70.37	0.00	0.00	437.40
504 ROTARY ACTIVITY FUND	215.65	0.00	0.00	0.00	215.65
505 FINES	4,146.69	83.00	672.75	0.00	3,556.94
506 MONTESSORI (6TH)	-194.19	0.00	0.00	290.00	95.81
507 TEAMMATES	0.00	0.00	0.00	0.00	0.00
508 MONTESSORI 7/8	-15,320.72	136.00	0.00	15,184.72	0.00
509 FUNDRAISER '02-'03 (SCHOLARSHIPS,	0.00	0.00	0.00	0.00	0.00
510 FIELD TRIPS	-1,651.00	0.00	0.00	1,764.00	113.00
511 NEW TEACHER FUND	196.99	0.00	12.44	0.00	184.55
512 KIDS HELPING KIDS FUND	88.40	0.00	0.00	0.00	88.40
513 MONTESSORI SUPPORT FUND	8,195.83	0.00	0.00	-7,156.72	1,039.11
514 LACEY LEGACY FUND	91.44	0.00	0.00	0.00	91.44
515 ASSIGNMENT NOTEBOOKS	882.65	0.00	0.00	0.00	882.65
516 6A SUPPORT FUND	303.40	0.00	0.00	0.00	303.40
517 6B SUPPORT FUND	334.34	0.00	0.00	0.00	334.34
518 7A SUPPORT FUND	3.16	0.00	0.00	0.00	3.16
519 7B SUPPORT FUND	239.79	0.00	22.03	0.00	217.76
520 LIBRARY	1,527.75	6.00	851.14	0.00	682.61
521 7C SUPPORT FUND	187.75	0.00	0.00	0.00	187.75
522 8A SUPPORT FUND	1,001.06	0.00	0.00	0.00	1,001.06
523 8B SUPPORT FUND	1,104.32	0.00	0.00	0.00	1,104.32

Current Cash Balance Report

45

Arranged by:

ALL Data

Date: 08/01/2007 thru 08/31/2007

Group ID and Activity Number

Activity Number and Name	Beginning Cash	Receipts	Disbursements	Adjustments	Cash Balance
524 FUNDRAISER '04-'05	0.00	0.00	0.00	0.00	0.00
525 M.S. ALTERNATIVE PROGRAM	442.98	460.60	153.20	250.00	1,000.38
526 FUNDRAISER '03-'04 (SCHOLARSHIPS,	1,769.96	0.00	1,769.96	0.00	0.00
527 FUNDRAISER '05-'06	0.00	0.00	0.00	0.00	0.00
528 H.A.L. TRIPS	-1,103.64	0.00	0.00	1,103.64	0.00
530 FUNDRAISER '06-'07	30.39	7.60	127.12	89.13	0.00
535 VOCAL MUSIC	-747.37	0.00	-176.00	633.50	62.13
540 FUNDRAISER 98-99, LIBRARY	39.12	0.00	0.00	0.00	39.12
545 ORCHESTRA	-2,480.14	0.00	0.00	2,496.00	15.86
550 SUMMER SCHOOL	0.00	0.00	0.00	0.00	0.00
555 FUNDRAISER '07-'08	0.00	0.00	0.00	0.00	0.00
560 PHYSICAL EDUCATION	266.91	0.00	0.00	0.00	266.91
565 FUNDRAISER '00-'01, (SIGNS, SCHOLARSHIPS,	0.00	0.00	0.00	0.00	0.00
570 CYCLONE PARENT DONATIONS	500.00	0.00	0.00	0.00	500.00
575 ART FEES	270.61	0.00	0.00	0.00	270.61
580 SEWING (HAAN CRAFT KITS)	121.19	9.00	87.50	0.00	42.69
585 ENVIRONMENTAL EDUCATION	26.25	0.00	0.00	0.00	26.25
586 7TH GR. ENRICHMENT	50.50	0.00	0.00	0.00	50.50
587 CARTRIDGES FOR KIDS	143.50	0.00	0.00	0.00	143.50
590 TECHNOLOGY EDUCATION	1,334.57	0.00	0.00	0.00	1,334.57
595 FUNDRAISER '01-'02 (COMMONS, CAMPUS, SIGN,	0.00	0.00	0.00	0.00	0.00
E SCHOOL CUSTODIAL ACCOUNTS Totals:	2,419.95	772.57	3,458.09	14,883.27	14,617.70
F DISTRICT CUSTODIAL ACCOUNTS					
620 CONFERENCE ACCOUNT	1,028.93	0.00	0.00	0.00	1,028.93
F DISTRICT CUSTODIAL ACCOUNTS Totals:	1,028.93	0.00	0.00	0.00	1,028.93
G INVESTMENTS					
700 SAVINGS	-37,398.19	0.00	2,202.46	0.00	-39,600.65
710 INTEREST ON SAVINGS	0.00	0.00	0.00	0.00	0.00
G INVESTMENTS Totals:	-37,398.19	0.00	2,202.46	0.00	-39,600.65
Q FIELD TRIP FEES					
1005 6A FIELD TRIPS	0.00	0.00	0.00	0.00	0.00
1010 6B FIELD TRIPS	0.00	0.00	0.00	0.00	0.00
1015 6C FIELD TRIPS	0.00	0.00	0.00	0.00	0.00
1020 6TH GRADE FIELD TRIPS	0.00	0.00	0.00	0.00	0.00
1030 7A FIELD TRIPS	0.00	0.00	0.00	0.00	0.00
1035 7B FIELD TRIPS	0.00	0.00	0.00	0.00	0.00
1040 7C FIELD TRIPS	0.00	0.00	0.00	0.00	0.00
1045 7TH GRADE FIELD TRIPS	0.00	0.00	0.00	0.00	0.00
1050 8A FIELD TRIPS	0.00	0.00	0.00	0.00	0.00
1055 8B FIELD TRIPS	0.00	0.00	0.00	0.00	0.00
1060 8C FIELD TRIPS	0.00	0.00	0.00	0.00	0.00
1065 8TH GRADE FIELD TRIPS	886.00	0.00	0.00	-886.00	0.00
1075 FRENCH FIELD TRIPS	1,065.00	0.00	0.00	-1,065.00	0.00
1080 GERMAN FIELD TRIPS	270.00	0.00	0.00	-270.00	0.00
1085 SPANISH FIELD TRIPS	429.00	0.00	0.00	-429.00	0.00
1506 MONTESSORI (6) FIELD TRIPS	290.00	0.00	0.00	-290.00	0.00
1508 MONTESSORI (7,8) FIELD TRIPS	8,028.00	0.00	0.00	-8,028.00	0.00
1525 MSAP FIELD TRIPS	250.00	0.00	0.00	-250.00	0.00
1528 H.A.L. FIELD TRIPS	1,056.00	0.00	0.00	-1,051.00	5.00
Q FIELD TRIP FEES Totals:	12,274.00	0.00	0.00	-12,269.00	5.00

Current Cash Balance Report

46

Arranged by:

ALL Data

Date: 08/01/2007 thru 08/31/2007

Group ID and Activity Number

Activity Number and Name	Beginning Cash	Receipts	Disbursements	Adjustments	Cash Balance
R CLUB FEES					
2305 ART CLUB	230.00	0.00	0.00	-230.00	0.00
2315 BOWLING CLUB	1,990.00	0.00	0.00	-1,990.00	0.00
2320 FAMILY CONSUMER SCIENCE CLUB	144.00	0.00	0.00	-144.00	0.00
2330 DRAMA CLUB	0.00	0.00	0.00	0.00	0.00
2340 TENNIS CLUB	0.00	0.00	0.00	0.00	0.00
2350 SKI CLUB	2,249.00	0.00	0.00	-2,249.00	0.00
2425 YOUTH TO YOUTH CLUB	1,680.00	0.00	0.00	-1,680.00	0.00
2500 BAND	229.00	0.00	0.00	-229.00	0.00
2535 VOCAL MUSIC	633.50	0.00	0.00	-633.50	0.00
2545 ORCHESTRA	2,496.00	0.00	0.00	-2,496.00	0.00
2550 PEER MEDIATORS/KIDS HELPING KIDS	134.75	0.00	0.00	-134.75	0.00
2600 MUSIC SHIRTS	1,676.75	0.00	0.00	-1,676.75	0.00
R CLUB FEES Totals:	11,463.00	0.00	0.00	-11,463.00	0.00
S ATHLETICS FEES					
3200 ATHLETICS	12,145.00	0.00	0.00	-12,145.00	0.00
S ATHLETICS FEES Totals:	12,145.00	0.00	0.00	-12,145.00	0.00
Report Totals:	14,640.65	7,746.00	14,750.31	0.00	7,636.34

Current Cash Balance Report

ALL Data

Arranged by:

Date: 09/01/2006 thru 08/31/2007

Group ID and Activity Number

Activity Number and Name	Beginning Cash	Receipts	Disbursements	Adjustments	Cash Balance
A GENERAL FUNDS					
100 VENDING	9,618.26	10,287.51	4,936.35	0.00	14,969.42
105 STAFF VENDING	2,854.25	522.50	1,804.45	0.00	1,572.30
110 GENERAL FUND	2,598.46	3,367.79	1,870.27	-215.62	3,880.36
112 PAYBAC	3,376.46	1,104.62	0.00	0.00	4,481.08
115 KIEWIT T-SHIRT-SALES/PROJECTS	8,618.40	15,184.50	9,881.00	-53.50	13,868.40
116 CLASS/ACTIVITY T-SHIRTS	0.00	1,042.15	1,095.65	53.50	0.00
117 BOOK ORDERS	0.00	31.00	224.00	0.00	-193.00
119 SITE IMPROVEMENT	18,668.88	75,234.77	49,446.46	0.00	44,457.19
120 SCHOOL IMPROVEMENT TEAM	2,621.00	0.00	305.00	0.00	2,316.00
125 FUNDRAISER	0.00	9,328.95	916.25	0.00	8,412.70
130 BUS	7,688.36	200.00	4,301.88	267.20	3,853.68
140 RETIREMENT	1,102.02	0.00	159.77	0.00	942.25
150 PARENT/TEACHER RESOURCE LIB	775.53	0.00	0.00	0.00	775.53
155 TECHNOLOGY	0.00	0.00	0.00	0.00	0.00
165 ROTARY	621.91	0.00	0.00	0.00	621.91
167 KCC FUNDRAISER	7,000.00	0.00	0.00	0.00	7,000.00
170 SCHOLARSHIP	5,636.06	0.00	0.00	0.00	5,636.06
180 SPECIAL PROJECTS	6,272.18	1,310.00	3,779.01	0.00	3,803.17
185 LEARNING CENTER	930.13	0.00	0.00	0.00	930.13
190 STAFF DEVELOPMENT	5,071.92	0.00	2,206.47	0.00	2,865.45
195 STUDENT ACTIVITIES	3,698.72	0.00	341.78	-26.00	3,330.94
196 PARENTS FOR TEACHER APPRECIATION	0.00	0.00	0.00	0.00	0.00
197 VOCAL MUSIC	0.00	0.00	0.00	0.00	0.00
198 KETV GRANT/LAURA THOREEN	700.00	0.00	638.75	0.00	61.25
199 RITONYA-ANNE PAGE	110.53	0.00	0.00	0.00	110.53
A GENERAL FUNDS Totals:	87,963.07	117,613.79	81,907.09	25.58	123,695.35
B ATHLETICS					
200 ATHLETICS	9,161.79	1,394.05	24,781.50	20,628.00	6,402.34
205 SUMMER BB CAMP	-12.50	0.00	6,140.17	6,370.00	217.33
210 MULTI-PURPOSE PROJECT	0.00	0.00	0.00	0.00	0.00
B ATHLETICS Totals:	9,149.29	1,394.05	30,921.67	26,998.00	6,619.67
C ACADEMIC CLUBS					
300 INTERNATIONAL CLUB	0.00	0.00	0.00	0.00	0.00
305 VOLUNTEER CLUB	3,744.73	1,859.41	1,359.52	0.00	4,244.62
310 YEARBOOK	15,774.12	39,259.00	14,878.26	0.00	40,154.86
315 DRAMA CLUB	1,829.57	1,440.75	848.14	0.00	2,422.18
320 YOUTH-TO-YOUTH	1,665.36	0.00	0.00	0.00	1,665.36
325 STUDENT COUNCIL	2,375.08	2,782.25	3,540.75	0.00	1,616.58
330 SCIENCE CLUB	0.00	0.00	0.00	0.00	0.00
335 ART CLUB	0.00	0.00	89.20	115.00	25.80
355 SPEECH CLUB	0.00	0.00	222.00	222.00	0.00
360 DESTINATION IMAGINATION CLUB	0.00	0.00	0.00	0.00	0.00
C ACADEMIC CLUBS Totals:	25,388.86	45,341.41	20,937.87	337.00	50,129.40
D CLUBS AND ORGANIZATIONS					
420 SNACK AND STITCH	36.81	0.00	133.35	144.00	47.46
D CLUBS AND ORGANIZATIONS Totals:	36.81	0.00	133.35	144.00	47.46
E SCHOOL CUSTODIAL ACCOUNTS					
520 SOCIAL/HOSPITALITY	1,749.49	872.00	798.31	0.00	1,823.18
530 PE/LOCK	2,568.52	216.00	4.00	0.00	2,780.52
540 HOME ARTS	275.76	79.00	44.80	0.00	309.96
550 INDUSTRIAL ARTS	7,367.27	2,175.50	921.49	0.00	8,621.28

Current Cash Balance Report

ALL Data

Arranged by:

Date: 09/01/2006 thru 08/31/2007

Group ID and Activity Number

Activity Number and Name	Beginning Cash	Receipts	Disbursements	Adjustments	Cash Balance
560 ART CLASS	0.00	0.00	0.00	0.00	0.00
580 LIBRARY	4,261.66	12,738.48	16,167.16	0.00	832.98
581 6A FIELD TRIP	-80.00	0.00	1,671.79	1,751.79	0.00
582 6B FIELD TRIP	0.00	0.00	1,756.11	1,756.11	0.00
583 6C FIELD TRIP	0.00	0.00	1,009.54	1,009.54	0.00
584 7A FIELD TRIP	0.00	0.00	565.83	565.83	0.00
585 7B FIELD TRIP	0.00	0.00	538.50	538.50	0.00
586 7C FIELD TRIP	0.00	0.00	0.00	0.00	0.00
587 8A FIELD TRIP	0.00	0.00	1,219.68	1,219.68	0.00
588 8B FIELD TRIP	0.00	0.00	1,188.43	1,188.43	0.00
589 8C FIELD TRIP	0.00	0.00	579.63	579.63	0.00
590 FRENCH FIELD TRIP	0.00	0.00	360.00	360.00	0.00
591 GERMAN FIELD TRIP	0.00	0.00	0.00	0.00	0.00
592 SPANISH FIELD TRIP	0.00	0.00	0.00	0.00	0.00
593 HAL FIELD TRIPS	0.00	140.00	1,290.03	1,150.03	0.00
594 AFTER SCHOOL PROGRAM	108.31	1,909.00	19,913.92	21,199.24	3,302.63
595 SUMMER SCHOOL PROGRAM	1,213.25	0.00	4,810.93	3,597.68	0.00
596 BAND FIELD TRIPS	0.00	0.00	0.00	0.00	0.00
597 BAND ACTIVITIES	0.00	0.00	0.00	0.00	0.00
E SCHOOL CUSTODIAL ACCOUNTS Totals:	17,464.26	18,129.98	52,840.15	34,916.46	17,670.55
F DISTRICT CUSTODIAL ACCOUNTS					
620 CONVENTION	0.00	0.00	0.00	0.00	0.00
F DISTRICT CUSTODIAL ACCOUNTS Totals:	0.00	0.00	0.00	0.00	0.00
G INVESTMENTS					
700 SAVINGS	-71,756.62	0.00	4,418.03	0.00	-76,174.65
710 INTEREST ON SAVINGS	47,354.62	4,418.03	0.00	0.00	51,772.65
G INVESTMENTS Totals:	-24,402.00	4,418.03	4,418.03	0.00	-24,402.00
Q FIELD TRIP FEES					
1581 6A FIELD TRIP	0.00	1,730.50	0.00	-1,730.50	0.00
1582 6B FIELD TRIPS	0.00	1,685.50	0.00	-1,685.50	0.00
1583 6C FIELD TRIPS	0.00	1,002.00	0.00	-1,002.00	0.00
1584 7A FIELD TRIPS	0.00	563.25	0.00	-563.25	0.00
1585 7B FIELD TRIPS	0.00	563.50	0.00	-563.50	0.00
1586 7C FIELD TRIPS	0.00	0.00	0.00	0.00	0.00
1587 8A FIELD TRIPS	0.00	1,325.00	0.00	-1,325.00	0.00
1588 8B FIELD TRIPS	0.00	1,293.00	0.00	-1,293.00	0.00
1589 8C FIELD TRIPS	0.00	719.00	0.00	-719.00	0.00
1590 FRENCH FIELD TRIPS	0.00	360.00	0.00	-360.00	0.00
1591 GERMAN FIELD TRIPS	0.00	0.00	0.00	0.00	0.00
1592 SPANISH FIELD TRIPS	0.00	0.00	0.00	0.00	0.00
1593 HAL FIELD TRIPS	0.00	1,144.99	0.00	-1,144.99	0.00
1596 BAND FIELD TRIPS	0.00	0.00	0.00	0.00	0.00
Q FIELD TRIP FEES Totals:	0.00	10,386.74	0.00	-10,386.74	0.00
R CLUB FEES					
2320 YOUTH TO YOUTH CLUB	0.00	0.00	0.00	0.00	0.00
2335 ART CLUB	0.00	115.00	0.00	-115.00	0.00
2350 CHESS CLUB	0.00	0.00	0.00	0.00	0.00
2355 SPEECH CLUB	0.00	196.00	0.00	-196.00	0.00
2360 DESTINATION IMAGINATION CLUB	0.00	0.00	0.00	0.00	0.00
2420 SNACK AND STITCH CLUB	0.00	144.00	0.00	-144.00	0.00
R CLUB FEES Totals:	0.00	455.00	0.00	-455.00	0.00

Current Cash Balance Report

ALL Data

Date: 09/01/2006 thru 08/31/2007

Approved by:
Group ID and Activity Number

Activity Number and Name	Beginning Cash	Receipts	Disbursements	Adjustments	Cash Balance
S ATHLETIC FEES					
3200 ATHLETICS	0.00	25,873.00	0.00	-20,628.00	5,245.00
3205 SUMMER BB CAMP	0.00	6,370.00	0.00	-6,370.00	0.00
S ATHLETIC FEES Totals:	0.00	32,243.00	0.00	-26,998.00	5,245.00
T AFTER SCHOOL PROGRAM FEES					
6594 AFTER SCHOOL PROGRAM	0.00	21,525.00	0.00	-21,525.00	0.00
6595 AFTER SCHOOL/SUMMER SCHOOL	0.00	3,300.00	0.00	-3,300.00	0.00
T AFTER SCHOOL PROGRAM FEES Totals:	0.00	24,825.00	0.00	-24,825.00	0.00
Report Totals:	115,600.29	254,807.00	191,158.16	-243.70	179,005.43

Current Cash Balance Report

ALL Data

Date: 08/01/2007 thru 08/31/2007

Sorted by:
Group ID and Activity Number

Activity Number and Name	Beginning Cash	Receipts	Disbursements	Adjustments	Cash Balance
A GENERAL FUNDS					
100 VENDING (STUDENT)	5,079.97	0.00	0.00	0.00	5,079.97
101 VENDING (PENS & PENCILS)	312.26	0.00	0.00	0.00	312.26
102 VENDING (CANDY)	0.00	0.00	0.00	0.00	0.00
103 VENDING (ICE CREAM)	0.00	0.00	0.00	0.00	0.00
104 VENDING (STAFF)	124.23	0.00	0.00	0.00	124.23
110 GENERAL	1,578.83	1,820.75	1,960.51	38.76	1,477.83
115 LINK BOOK ORDERS	0.00	0.00	0.00	0.00	0.00
120 CHARVAT BOOK ORDERS	0.00	0.00	0.00	0.00	0.00
125 MAUST BOOK ORDER	0.00	0.00	0.00	0.00	0.00
126 BRABLEC BOOK ORDERS	0.00	0.00	0.00	0.00	0.00
127 BUNNELL BOOK ORDERS	0.05	0.00	0.00	0.00	0.05
128 BUTLER BOOK ORDERS	0.00	0.00	0.00	0.00	0.00
130 MEF SCHOLARSHIP	30.33	0.00	0.00	0.00	30.33
135 HOSPITALITY FUND	82.86	0.00	11.48	0.00	71.38
140 CHARVAT BOOK ORDERS	0.00	0.00	0.00	0.00	0.00
145 NOT USED	0.00	0.00	0.00	0.00	0.00
150 NOT USED	0.00	0.00	0.00	0.00	0.00
A GENERAL FUNDS Totals:	7,208.53	1,820.75	1,971.99	38.76	7,096.05
B ATHLETICS					
200 ATHLETICS	0.00	0.00	0.00	0.00	0.00
210 FOOTBALL	-7,737.83	0.00	266.54	8,004.37	0.00
220 BASKETBALL	-3,740.43	0.00	302.29	4,042.72	0.00
230 VOLLEYBALL	-3,525.02	0.00	377.29	3,902.31	0.00
240 WRESTLING	-3,052.43	0.00	206.51	3,258.94	0.00
250 CROSS COUNTRY	-252.25	0.00	0.00	252.25	0.00
260 TRACK & FIELD	-6,376.95	0.00	876.00	7,252.95	0.00
B ATHLETICS Totals:	-24,684.91	0.00	2,028.63	26,713.54	0.00
C ACADEMIC CLUBS					
300 ANNUAL	4,923.35	0.00	0.00	0.00	4,923.35
305 ART CLUB	-47.14	0.00	0.00	485.00	437.86
306 CHESS	0.00	0.00	0.00	0.00	0.00
310 DRAMA CLUB	-5,102.27	0.00	191.85	7,030.00	1,735.88
313 WALKING CLUB	-62.63	0.00	0.00	62.63	0.00
315 YOUTH TO YOUTH	140.52	0.00	0.00	312.00	452.52
317 FRENCH CLUB	0.00	0.00	0.00	0.00	0.00
318 MUSTANG MENTORS	0.00	0.00	0.00	0.00	0.00
320 SCIENCE CLUB	0.00	0.00	0.00	0.00	0.00
321 SCRAPBOOK CLUB	-111.02	0.00	0.00	145.00	33.98
325 SKI CLUB	0.00	0.00	0.00	0.00	0.00
330 Cross Country Club	0.00	0.00	0.00	0.00	0.00
335 VOLUNTEER CLUB	74.12	0.00	0.00	0.00	74.12
340 SPED CAMPING TRIP	0.00	0.00	0.00	0.00	0.00
345 NOT USED	0.00	0.00	0.00	0.00	0.00
350 FORENSICS	-278.00	0.00	0.00	278.00	0.00
C ACADEMIC CLUBS Totals:	-463.07	0.00	191.85	8,312.63	7,657.71
D CLUBS AND ORGANIZATIONS					
400 STUDENT COUNCIL	553.97	0.00	0.00	0.00	553.97
450 MUSTANG SCHOLAR RETREAT	-19,271.94	0.00	0.00	20,035.00	763.06
D CLUBS AND ORGANIZATIONS Totals:	-18,717.97	0.00	0.00	20,035.00	1,317.03

Current Cash Balance Report

ALL Data

Arranged by:

Date: 08/01/2007 thru 08/31/2007

Group ID and Activity Number

Activity Number and Name	Beginning Cash	Receipts	Disbursements	Adjustments	Cash Balance
E SCHOOL CUSTODIAL ACCOUNTS					
500 ART PROJECTS	266.89	0.00	0.00	0.00	266.89
501 BAND CONTEST/CLINIC	-119.25	0.00	0.00	119.25	0.00
502 SWING CHOIR	-713.00	0.00	0.00	713.00	0.00
503 HONOR CHOIR	-38.55	0.00	0.00	38.55	0.00
504 JAZZ BAND	0.00	0.00	0.00	0.00	0.00
505 NOT USED	0.00	0.00	0.00	0.00	0.00
506 6A FIELD TRIPS	0.00	0.00	0.00	0.00	0.00
507 6B FIELD TRIPS	0.00	0.00	0.00	0.00	0.00
508 7A FIELD TRIPS	-393.22	0.00	0.00	393.22	0.00
509 7B FIELD TRIPS	-268.60	0.00	0.00	268.60	0.00
510 8A FIELD TRIPS	0.00	0.00	0.00	0.00	0.00
511 8B FIELD TRIPS	0.00	0.00	0.00	0.00	0.00
512 FOREIGN LANGUAGE TRIP	-30.00	0.00	0.00	30.00	0.00
515 FUND RAISING	36,186.79	0.00	1,173.15	-17,205.53	17,808.11
520 GYM SUITS	29.30	0.00	0.00	0.00	29.30
525 HOME EC PROJECTS	-41.92	0.00	0.00	41.92	0.00
526 HONORS BAND	-124.64	0.00	0.00	124.64	0.00
527 HAL TRIPS	-419.54	0.00	0.00	419.54	0.00
530 INDUSTRIAL ARTS PROJECTS	6,066.91	0.00	0.00	0.00	6,066.91
535 INSTRUMENT RENTAL	-865.00	0.00	0.00	900.00	35.00
545 LIBRARY	1,720.51	0.00	52.56	0.00	1,667.95
550 LOCK	45.00	0.00	0.00	0.00	45.00
552 MATH/SCI SAT SCHOOL	0.00	0.00	0.00	0.00	0.00
555 OUTDOOR EDUCATION	-12,456.60	0.00	0.00	10,502.63	-1,953.97
560 SITE BASE PLAN	0.00	0.00	0.00	0.00	0.00
570 JUMP START	-188.00	0.00	310.26	0.00	-498.26
E SCHOOL CUSTODIAL ACCOUNTS Totals:	<u>28,657.08</u>	<u>0.00</u>	<u>1,535.97</u>	<u>-3,654.18</u>	<u>23,466.93</u>
F DISTRICT CUSTODIAL ACCOUNTS					
600 NOT USED	0.00	0.00	0.00	0.00	0.00
620 NOT USED	0.00	0.00	0.00	0.00	0.00
F DISTRICT CUSTODIAL ACCOUNTS Totals:	<u>0.00</u>	<u>0.00</u>	<u>0.00</u>	<u>0.00</u>	<u>0.00</u>
G INVESTMENTS					
700 INVESTMENTS	-28,807.26	0.00	0.00	0.00	-28,807.26
710 INTEREST FROM SAVINGS	0.00	0.00	0.00	0.00	0.00
G INVESTMENTS Totals:	<u>-28,807.26</u>	<u>0.00</u>	<u>0.00</u>	<u>0.00</u>	<u>-28,807.26</u>
Q FIELD TRIP FEES					
1340 RESOURCE	0.00	0.00	0.00	0.00	0.00
1400 STUDENT COUNCIL TRIP	0.00	0.00	0.00	0.00	0.00
1506 6A FIELD TRIP	0.00	0.00	0.00	0.00	0.00
1507 6B FIELD TRIP	0.00	0.00	0.00	0.00	0.00
1508 7A FIELD TRIP	462.00	0.00	0.00	-462.00	0.00
1509 7B FIELD TRIP	224.00	0.00	0.00	-224.00	0.00
1510 8A FIELD TRIP	0.00	0.00	0.00	0.00	0.00
1511 8B FIELD TRIP	0.00	0.00	0.00	0.00	0.00
1512 FOREIGN LANGUAGE TRIP	30.00	0.00	0.00	-30.00	0.00
1527 HAL FIELD TRIP	426.75	0.00	0.00	-426.75	0.00
1555 OUTDOOR ED	9,900.00	0.00	0.00	-9,900.00	0.00
1570 JUMP START	0.00	0.00	0.00	0.00	0.00
Q FIELD TRIP FEES Totals:	<u>11,042.75</u>	<u>0.00</u>	<u>0.00</u>	<u>-11,042.75</u>	<u>0.00</u>

Current Cash Balance Report

ALL Data

changed by:

Date: 08/01/2007 thru 08/31/2007

Group ID and Activity Number

Activity Number and Name	Beginning Cash	Receipts	Disbursements	Adjustments	Cash Balance
R CLUB FEES					
2305 ART CLUB	485.00	0.00	0.00	-485.00	0.00
2306 CHESS CLUB	0.00	0.00	0.00	0.00	0.00
2310 DRAMA CLUB	7,030.00	0.00	0.00	-7,030.00	0.00
2313 WALKING CLUB	70.00	0.00	0.00	-70.00	0.00
2315 YOUTH TO YOUTH	312.00	0.00	0.00	-312.00	0.00
2321 SCRAPBOOK CLUB	145.00	0.00	0.00	-145.00	0.00
2330 CROSS COUNTRY CLUB	0.00	0.00	0.00	0.00	0.00
2350 FORENSICS	270.00	0.00	0.00	-270.00	0.00
2504 JAZZ BAND	0.00	0.00	0.00	0.00	0.00
2513 FIDDLE FEST	0.00	0.00	0.00	0.00	0.00
2526 HONORS BAND	105.00	0.00	0.00	-105.00	0.00
2535 INSTRUMENT RENTAL	900.00	0.00	0.00	-900.00	0.00
R CLUB FEES Totals:	9,317.00	0.00	0.00	-9,317.00	0.00
S ATHLETIC FEES					
3010 FOOTBALL	1,920.00	0.00	0.00	-1,920.00	0.00
3020 BASKETBALL	3,851.00	0.00	0.00	-3,851.00	0.00
3030 VOLLEYBALL	1,848.00	0.00	0.00	-1,848.00	0.00
3040 WRESTLING	704.00	0.00	0.00	-704.00	0.00
3060 TRACK & FIELD	2,728.00	0.00	0.00	-2,728.00	0.00
S ATHLETIC FEES Totals:	11,051.00	0.00	0.00	-11,051.00	0.00
T AFTER SCHOOL PROGRAM FEES					
4500 MUSTANG SCHOLAR RETREAT	20,035.00	0.00	0.00	-20,035.00	0.00
T AFTER SCHOOL PROGRAM FEES Totals:	20,035.00	0.00	0.00	-20,035.00	0.00
Report Totals:	14,638.15	1,820.75	5,728.44	0.00	10,730.46

Current Cash Balance Report

ALL Data

Date: 08/01/2007 thru 08/31/2007

Arranged by:
Group ID and Activity Number

Activity Number and Name	Beginning Cash	Receipts	Disbursements	Adjustments	Cash Balance
A ACTIVITY GENERAL FUND					
100 Vending - Student	688.01	20.00	915.26	0.00	-207.25
101 Coffee & Water Machines	-814.10	0.00	167.40	0.00	-981.50
102 Building Beautification	2,457.22	0.00	0.00	0.00	2,457.22
103 Vending machines-staff	1,239.77	0.00	0.00	0.00	1,239.77
110 General	173.14	0.00	663.00	0.00	-489.86
150 Sweatshirt Sales	1,047.19	0.00	11.56	0.00	1,035.63
A ACTIVITY GENERAL FUND Totals:	4,791.23	20.00	1,757.22	0.00	3,054.01
B ATHLETICS/ACTIVITIES					
201 Athletics	-14,748.09	42.00	2,174.62	0.00	-16,880.71
202 Athletics Assistance from Rotary	578.50	0.00	0.00	0.00	578.50
B ATHLETICS/ACTIVITIES Totals:	-14,169.59	42.00	2,174.62	0.00	-16,302.21
C ACADEMIC CLUBS					
301 Yearbook	11,843.47	0.00	8,985.22	0.00	2,858.25
302 Swing/Girls' Choir	0.00	0.00	0.00	0.00	0.00
303 Jazz Band	0.00	0.00	0.00	0.00	0.00
C ACADEMIC CLUBS Totals:	11,843.47	0.00	8,985.22	0.00	2,858.25
D CLUBS AND ORGANIZATIONS					
401 Art Club	81.87	0.00	0.00	0.00	81.87
402 Chess Club	0.00	0.00	0.00	0.00	0.00
407 Student Newspaper	0.00	0.00	0.00	0.00	0.00
408 Science Club	0.00	0.00	0.00	0.00	0.00
409 Craft Club	-17.90	0.00	0.00	0.00	-17.90
410 Student Council	2,146.53	0.00	0.00	0.00	2,146.53
411 Youth to Youth	1,535.01	0.00	0.00	0.00	1,535.01
413 Wits Clash/Knowledge Masters	33.02	0.00	0.00	0.00	33.02
415 Photography Club	0.00	0.00	0.00	0.00	0.00
416 Literary Club	0.00	0.00	0.00	0.00	0.00
417 Summer Opportunities	0.00	0.00	0.00	0.00	0.00
420 Japanese Club	48.22	0.00	0.00	0.00	48.22
501 TASC	-5,496.17	0.00	1,240.45	0.00	-6,736.62
D CLUBS AND ORGANIZATIONS Totals:	-1,669.42	0.00	1,240.45	0.00	-2,909.87
E ADMIN CUSTODIAL ACCOUNTS					
601 Employee Hospitality	48.49	0.00	355.83	0.00	-307.34
603 Gym Fees	210.97	1,119.50	0.00	0.00	1,330.47
604 Art	136.46	0.00	0.00	0.00	136.46
605 Book Fines	10,832.17	0.00	18.99	0.00	10,813.18
606 Library	945.55	0.00	-3.84	0.00	949.39
610 8th Grade Farewell	1,151.34	300.00	0.00	0.00	1,451.34
612 Peer Tutor/Learning Center	0.00	0.00	0.00	0.00	0.00
618 Counseling	478.90	0.00	235.58	0.00	243.32
E ADMIN CUSTODIAL ACCOUNTS Totals:	13,803.88	1,419.50	606.56	0.00	14,616.82
F ACADEMIC CUSTODIAL ACCOUNTS					
701 HAL	549.76	48.50	0.00	0.00	598.26
702 Industrial Technology	-88.96	0.00	1,260.31	0.00	-1,349.27
703 Home Economics	798.05	0.00	19.44	0.00	778.61
704 TEAM 6A	185.35	0.00	38.88	0.00	146.47
705 TEAM 6B	276.00	0.00	38.88	0.00	237.12
706 TEAM 7A	240.37	0.00	48.60	0.00	191.77
707 TEAM 7B	210.20	0.00	48.60	0.00	161.60
708 TEAM 8A	176.03	0.00	38.88	0.00	137.15
709 TEAM 8B	309.33	0.00	38.88	0.00	270.45
710 TEAM 7C	124.20	0.00	42.38	0.00	81.82

Current Cash Balance Report

Arranged by:

ALL Data

Group ID and Activity Number

Date: 08/01/2007 thru 08/31/2007

54

Activity Number and Name	Beginning Cash	Receipts	Disbursements	Adjustments	Cash Balance
711 TEAM 6C	196.92	0.00	70.03	0.00	126.89
712 TEAM 8C	-25.93	0.00	32.16	0.00	-58.09
713 Field Trips - balance from prior years	1,457.73	0.00	0.00	0.00	1,457.73
714 6th grade field trips/team days	-4,889.15	0.00	-50.00	0.00	-4,839.15
715 7th grade field trips/team days	-3,467.26	0.00	0.00	0.00	-3,467.26
716 8th grade field trips/team days	-5,770.50	0.00	0.00	0.00	-5,770.50
717 Exploratory Teams	55.31	0.00	38.88	0.00	16.43
719 Music	-22.63	0.00	9.72	0.00	-32.35
720 Orchestra	20.52	0.00	0.00	-3.00	17.52
721 Band	0.00	0.00	0.00	0.00	0.00
722 Music field trips	-324.00	0.00	0.00	0.00	-324.00
723 Orchestra field trips	0.00	0.00	0.00	-147.00	-147.00
724 Band field trips	0.00	0.00	0.00	0.00	0.00
725 HAL Field trips	-487.50	0.00	0.00	0.00	-487.50
726 Foreign Language Field Trips	-105.00	0.00	0.00	0.00	-105.00
727 Youth to Youth Field Trips	-938.50	0.00	0.00	0.00	-938.50
728 Jump Start Program	140.00	0.00	85.10	0.00	54.90
729 Summer School	-4,230.00	0.00	0.00	0.00	-4,230.00
F ACADEMIC CUSTODIAL ACCOUNTS Totals:	-15,609.66	48.50	1,760.74	-150.00	-17,471.90
H INVESTMENTS					
905 Interest on checking	1,685.66	56.35	0.00	0.00	1,742.01
H INVESTMENTS Totals:	1,685.66	56.35	0.00	0.00	1,742.01
I FUNDRAISERS					
1002 MAGAZINE SALES	12,667.92	0.00	3,066.72	150.00	9,751.20
1003 Entertainment Books	16,627.91	2,925.00	24.48	0.00	19,528.43
1004 J.C. Penney	26.08	0.00	0.00	0.00	26.08
1005 Target donation	31.96	0.00	0.00	0.00	31.96
1006 Donations	1,049.02	1,000.00	0.00	0.00	2,049.02
I FUNDRAISERS Totals:	30,402.89	3,925.00	3,091.20	150.00	31,386.69
Q Student Fees					
1205 6A field trips/team days	1,533.95	0.00	0.00	0.00	1,533.95
1210 6B Field trips/team day	1,307.75	0.00	0.00	0.00	1,307.75
1211 6C field trips/team days	1,961.50	0.00	0.00	0.00	1,961.50
1215 7A Field trips/team day	1,069.00	0.00	0.00	0.00	1,069.00
1220 7B Field trips/team day	1,026.00	0.00	0.00	0.00	1,026.00
1225 7C Field trips/team days	425.75	0.00	0.00	0.00	425.75
1230 8A Field trips/team days	2,565.75	0.00	0.00	0.00	2,565.75
1235 8B Field trip/team days	2,134.25	0.00	0.00	0.00	2,134.25
1240 8C Field trips/team days	1,018.25	0.00	0.00	0.00	1,018.25
1245 Foreign Language Field Trips	105.00	0.00	0.00	0.00	105.00
1250 Vocal Music Field Trips	325.00	0.00	0.00	0.00	325.00
1255 Orchestra Field Trips	118.50	0.00	0.00	0.00	118.50
1260 HAL Field Trips	535.50	0.00	0.00	0.00	535.50
1265 Band Field Trips	0.00	0.00	0.00	0.00	0.00
1270 Journalism Field Trips	0.00	0.00	0.00	0.00	0.00
1275 Student Council Field Trips	0.00	0.00	0.00	0.00	0.00
1280 Jump Start	700.00	240.00	0.00	0.00	940.00
1281 Youth to Youth Field Trips	938.50	0.00	0.00	0.00	938.50
1285 Summer School	4,230.00	0.00	0.00	0.00	4,230.00
Q Student Fees Totals:	19,994.70	240.00	0.00	0.00	20,234.70
R Clubs/Activities					
2401 Art Club	0.00	0.00	0.00	0.00	0.00
2402 Chess Club	0.00	0.00	0.00	0.00	0.00

Current Cash Balance Report

ALL Data

Arranged by:
Group ID and Activity Number

Date: 08/01/2007 thru 08/31/2007

Activity Number and Name	Beginning Cash	Receipts	Disbursements	Adjustments	Cash Balance
2409 Craft Club Fees	7.50	0.00	0.00	0.00	7.50
2420 Japanese Club	0.00	0.00	0.00	0.00	0.00
R Clubs/Activities Totals:	7.50	0.00	0.00	0.00	7.50
S Athletic Fees					
3201 Athletics	13,270.41	0.00	0.00	0.00	13,270.41
S Athletic Fees Totals:	13,270.41	0.00	0.00	0.00	13,270.41
T After School Program Fees					
2501 TASC	8,185.00	1,435.00	0.00	0.00	9,620.00
T After School Program Fees Totals:	8,185.00	1,435.00	0.00	0.00	9,620.00
Z UNUSED ACCOUNTS					
104 Freedom Shrine Donations	0.00	0.00	0.00	0.00	0.00
105 Dummy Account	0.00	0.00	0.00	0.00	0.00
149 Discretionary Spending	0.00	0.00	0.00	0.00	0.00
203 Concert Supervision	0.00	0.00	0.00	0.00	0.00
403 Computer Club	0.00	0.00	0.00	0.00	0.00
404 Drama Club	0.00	0.00	0.00	0.00	0.00
405 Environmental Club	0.00	0.00	0.00	0.00	0.00
406 Golf Club	0.00	0.00	0.00	0.00	0.00
414 Ski Club	0.00	0.00	0.00	0.00	0.00
418 Spirit Club	0.00	0.00	0.00	0.00	0.00
419 Engineering Club	0.00	0.00	0.00	0.00	0.00
421 Dulcimer Club	0.00	0.00	0.00	0.00	0.00
607 Parent Pack Organization	0.00	0.00	0.00	0.00	0.00
608 Leadership Workshop	0.00	0.00	0.00	0.00	0.00
609 Parent Pack Resource	0.00	0.00	0.00	0.00	0.00
611 Directory Advertisements	0.00	0.00	0.00	0.00	0.00
718 Packtime	0.00	0.00	0.00	0.00	0.00
800 Reimbursement account	0.00	0.00	0.00	0.00	0.00
801 Convention	0.00	0.00	0.00	0.00	0.00
802 Other District Custodial	0.00	0.00	0.00	0.00	0.00
1001 Auction	0.00	0.00	0.00	0.00	0.00
1007 Commercial Federal Donation	0.00	0.00	0.00	0.00	0.00
1008 Bemis Art Project	0.00	0.00	0.00	0.00	0.00
1009 Russell Night at Moe's	0.00	0.00	0.00	0.00	0.00
1100 PACKTime 6th grade	0.00	0.00	0.00	0.00	0.00
1102 PACKTime 7th grade	0.00	0.00	0.00	0.00	0.00
1103 PACKTime 8th grade	0.00	0.00	0.00	0.00	0.00
Z UNUSED ACCOUNTS Totals:	0.00	0.00	0.00	0.00	0.00
Report Totals:	72,536.07	7,186.35	19,616.01	0.00	60,106.41

Current Cash Balance Report

Date: 08/01/2007 thru 08/31/2007

Group ID and Activity Number

Activity Number and Name	Beginning Cash	Receipts	Disbursements	Adjustments	Cash Balance
A ACTIVITY GENERAL FUND					
1 NOT IN USE	0.00	0.00	0.00	0.00	0.00
100 VENDING/C STORE REVENUES/OLD YEAR	108,356.67	10.00	3,167.51	126,370.48	231,569.64
101 NOT IN USE 9/05	0.00	0.00	0.00	0.00	0.00
102 NOT IN USE 9/05	0.00	0.00	0.00	0.00	0.00
103 NOT IN USE 9/05	0.00	0.00	0.00	0.00	0.00
105 MUSTANG MANIA GRANTS	8,668.83	86.35	1,230.34	0.00	7,524.84
110 GENERAL	15,104.28	668.00	84.00	0.00	15,688.28
115 MIT	552.32	0.00	247.53	0.00	304.79
120 ACTIVITIES SUPPORT	0.00	0.00	0.00	0.00	0.00
146 COKE/FOOD SERVICE	126,370.48	0.00	0.00	-126,370.48	0.00
170 INTEREST OF CD'S	78,354.08	500.33	0.00	0.00	78,854.41
180 INTEREST ON NOW ACCOUNT	15,409.60	234.33	0.00	0.00	15,643.93
185 INTEREST ON EAGLE FUND	20,819.46	50.63	0.00	0.00	20,870.09
190 MN SITE IMPROVEMENTS	3,573.01	0.00	0.00	0.00	3,573.01
195 FUTURE TROPHY CASES	0.00	0.00	0.00	0.00	0.00
225 MIGHTY MASCOT	94.67	0.00	0.00	0.00	94.67
A ACTIVITY GENERAL FUND Totals:	377,303.40	1,549.64	4,729.38	0.00	374,123.66
B ATHLETICS/ACTIVITIES					
200 ACTIVITIES TRANSPORTATION	0.00	0.00	0.00	0.00	0.00
201 CONCESSIONS	4,645.16	146.29	146.29	0.00	4,645.16
202 ATHLETICS	124,179.60	4,216.00	80,663.22	23,030.00	70,762.38
203 SPORT FEES**	0.00	0.00	0.00	0.00	0.00
204 ACTIVITY TICKETS	23,545.00	8,526.00	35.00	-23,545.00	8,491.00
205 ATHLETIC CLOTHING	8,090.67	1,550.00	3,491.64	0.00	6,149.03
210 NHS PHYSICAL SCREENING	0.00	0.00	0.00	0.00	0.00
215 TEMPORARY HELP/ACT/ATHLETICS	0.00	0.00	0.00	0.00	0.00
220 ENTRY FEES	0.00	0.00	560.00	0.00	-560.00
230 OFFICIALS	0.00	0.00	503.00	0.00	-503.00
235 DEBATE TRANSPORTATION**	0.00	0.00	0.00	0.00	0.00
240 FORENSIC TRANSPORTATION**	0.00	0.00	0.00	0.00	0.00
250 BAND/ORCHESTRA TACT **	0.00	0.00	0.00	0.00	0.00
260 CHORAL TRANSPORTATION**	0.00	0.00	0.00	0.00	0.00
B ATHLETICS/ACTIVITIES Totals:	160,460.43	14,438.29	85,399.15	-515.00	88,984.57
C ACADEMIC CLUBS					
301 DECA**	1,048.00	50.00	3,097.50	300.00	-1,699.50
302 FRENCH CLUB	1,367.65	0.00	0.00	0.00	1,367.65
303 LATIN CLUB	187.34	0.00	0.00	0.00	187.34
304 NOT IN USE 09/05	0.00	0.00	0.00	0.00	0.00
305 SPANISH CLUB	458.52	0.00	181.79	0.00	276.73
307 GERMAN CLUB	-81.38	0.00	0.00	0.00	-81.38
308 YEARBOOK/STAMPEDE	7,400.74	56,090.00	3,960.00	0.00	59,530.74
309 NEWSPAPER/HOOFBEAT	6,573.68	85.00	0.00	0.00	6,658.68
311 ASTRONOMY CLUB	199.68	0.00	0.00	0.00	199.68
312 NOT IN USE 9/06	0.00	0.00	0.00	0.00	0.00
314 HISTORY CLUB**	304.68	0.00	0.00	0.00	304.68
315 SPIRIT SHOP	8,227.56	12,525.00	9,128.55	-300.00	11,324.01
316 FCCLA**	5,558.27	0.00	17.12	0.00	5,541.15
317 MATH CLUB	74.62	0.00	0.00	0.00	74.62
320 NOT IN USE 9/05	0.00	0.00	0.00	0.00	0.00
325 VIA	1,702.79	0.00	0.00	0.00	1,702.79
524 MULTI-CAT	1,382.08	0.00	0.00	0.00	1,382.08

ALL Data

Current Cash Balance Report

57

Arranged by:

Date: 08/01/2007 thru 08/31/2007

Group ID and Activity Number

Activity Number and Name	Beginning Cash	Receipts	Disbursements	Adjustments	Cash Balance
614 BROADCAST CLUB	43.91	0.00	0.00	0.00	43.91
615 VICA**	2,483.87	130.00	73.99	0.00	2,539.88
C ACADEMIC CLUBS Totals:	36,932.01	68,880.00	16,458.95	0.00	89,353.06
D CLUBS AND ORGANIZATIONS					
310 VARSITY/JV CHEER FUNDRAISER	85.02	0.00	215.06	-25.98	-156.02
400 NOT IN USE 8/07	-25.98	0.00	0.00	25.98	0.00
401 CANCER FUND	0.00	0.00	0.00	0.00	0.00
402 CHEER/DANCE UNIFORMS**	-1,608.13	237.25	0.00	0.00	-1,370.88
403 NOT IN USE 9/06	0.00	0.00	0.00	0.00	0.00
404 NOT TO USE 9/07	0.00	0.00	0.00	0.00	0.00
405 NOT IN USE 9/06	0.00	0.00	0.00	0.00	0.00
406 DANCE TEAM FUNDRAISER	1,447.91	0.00	0.00	0.00	1,447.91
407 BASEBALL FR	1,875.26	0.00	30.00	0.00	1,845.26
408 THESPIAN/DRAMA CLUB	1,910.46	0.00	0.00	0.00	1,910.46
409 CHESS CLUB	328.08	0.00	0.00	0.00	328.08
410 CROSS COUNTRY FR	168.31	0.00	0.00	0.00	168.31
411 FOOTBALL FR	1,478.83	0.00	65.89	0.00	1,412.94
412 BOYS TRACK FR	240.13	0.00	0.00	0.00	240.13
413 VOLLEYBALL CONCESSIONS	0.00	0.00	0.00	0.00	0.00
414 GIRLS GOLF FR	951.33	0.00	0.00	0.00	951.33
415 NOT IN USE 9/06	0.00	0.00	0.00	0.00	0.00
416 NOT TO USE 9/07	0.00	0.00	0.00	0.00	0.00
417 BOYS SOCCER FR	188.57	0.00	0.00	0.00	188.57
418 GIRLS SWIM	0.00	50.07	0.00	15.00	65.07
419 SOFTBALL FR	278.00	0.00	0.00	0.00	278.00
420 SWIM FR	141.45	0.00	0.00	0.00	141.45
421 TENNIS FR	-95.00	0.00	0.00	0.00	-95.00
422 GIRLS TRACK FR	3,967.15	70.00	0.00	0.00	4,037.15
423 VOLLEYBALL FUNDRAISER	399.48	0.00	0.00	0.00	399.48
425 LITERARY MAGAZINE	1,516.37	0.00	0.00	0.00	1,516.37
426 BAND**	1,573.43	3,405.00	550.80	0.00	4,427.63
427 FLAGS	1,716.05	683.61	0.00	0.00	2,399.66
428 NOT IN USE 9/06	0.00	0.00	0.00	0.00	0.00
429 AMNESTY INTERNATIONAL	271.40	0.00	0.00	0.00	271.40
430 CHORAL**	1,594.26	0.00	11.98	0.00	1,582.28
431 ORCHESTRA**	261.17	400.00	514.58	0.00	146.59
432 STUDENT COUNCIL	18,370.35	0.00	0.00	0.00	18,370.35
433 NOT IN USE	0.00	0.00	0.00	0.00	0.00
434 JUNIOR CLASS BOARD	18,509.04	120.00	278.32	0.00	18,350.72
435 SENIOR CLASS BOARD	5,208.91	0.00	0.00	0.00	5,208.91
436 NOT IN USE 9/06	0.00	0.00	0.00	0.00	0.00
437 NATIONAL HONOR SOCIETY**	4,158.20	0.00	68.29	0.00	4,089.91
438 NOT IN USE 09/05	0.00	0.00	0.00	0.00	0.00
440 MUSTANG MENTOR	0.00	938.00	595.00	0.00	343.00
445 NOT IN USE 3/04	0.00	0.00	0.00	0.00	0.00
450 INTRAMURALS**	-130.07	0.00	0.00	0.00	-130.07
456 BOYS GOLF F/R	821.47	0.00	0.00	0.00	821.47
459 BOYS BASKETBALL CAMP	615.22	0.00	133.61	0.00	481.61
460 MN/RITZ BB BOOSTER	0.00	0.00	0.00	0.00	0.00
466 WRESTLING FUNDRAISER	914.13	149.00	0.00	0.00	1,063.13
470 MN/BAHE BB BOOSTERS	0.00	0.00	0.00	0.00	0.00
477 MILLARD BASKETBALL/OC	40.98	0.00	0.00	0.00	40.98

Current Cash Balance Report

58

Arranged by:

ALL Data

Date: 08/01/2007 thru 08/31/2007

Group ID and Activity Number

Activity Number and Name	Beginning Cash	Receipts	Disbursements	Adjustments	Cash Balance
480 BAND TRIP/FR	573.44	0.00	0.00	0.00	573.44
500 NFL ACCOUNT	3,972.50	0.00	635.90	345.00	3,681.60
505 NOT TO USE 9/07	0.00	0.00	0.00	0.00	0.00
510 NOT TO USE 9/07	0.00	0.00	0.00	0.00	0.00
515 JAPANESE CLUB	-58.86	0.00	0.00	0.00	-58.86
520 GIRLS BASKETBALL CAMP	1,003.42	0.00	87.89	0.00	915.53
525 MN GIRLS JV BASKETBALL LEAGUE	25.00	0.00	0.00	0.00	25.00
526 DISASTER RELIEF	0.00	0.00	0.00	0.00	0.00
600 GIRLS SOCCER F/R	85.21	0.00	0.00	0.00	85.21
D CLUBS AND ORGANIZATIONS Totals:	72,772.49	6,052.93	3,187.32	360.00	75,998.10
E ADMIN CUSTODIAL ACCOUNTS					
601 COURTESY	751.48	0.00	95.00	0.00	656.48
602 CAREER DEVELOPMENT	1,587.16	0.00	53.19	0.00	1,533.97
603 PARKING STICKERS	41,922.83	27,740.00	665.60	0.00	68,997.23
604 PARKING FINES	0.00	0.00	0.00	0.00	0.00
605 FIELDTRIPS**	742.72	0.00	5,805.00	0.00	-5,062.28
606 AFTER PROM	4.31	0.00	0.00	0.00	4.31
607 ART	2,747.31	234.13	243.89	0.00	2,737.55
608 GYM FEES	8,852.76	557.00	0.00	0.00	9,409.76
609 ART/SCHIMENTI	272.50	60.00	0.00	0.00	332.50
610 BOOK FINES & OTHER UNPAID OBLIGATIONS	26,431.96	7,041.70	100.00	0.00	33,373.66
611 INDUSTRIAL TECH	4,198.98	0.00	0.00	0.00	4,198.98
612 STAFF VENDING	17.10	0.00	0.00	0.00	17.10
613 LIBRARY	489.20	99.00	454.21	0.00	133.99
616 TRANSCRIPT FEES	4,199.11	2,660.00	1,091.25	0.00	5,767.86
617 POOL	9,843.54	0.00	78.67	-15.00	9,749.87
618 EUROPEAN BOOKS	291.16	0.00	0.00	0.00	291.16
619 AP FRENCH WORKBOOKS	14.00	0.00	0.00	0.00	14.00
621 PE FIELDTRIPS	0.00	0.00	0.00	0.00	0.00
623 AP LATIN	0.00	0.00	0.00	0.00	0.00
624 AP SPANISH	137.01	0.00	0.00	0.00	137.01
625 AP EXAMS**	1,879.42	0.00	1,826.00	1,826.00	1,879.42
626 NOT IN USE 9/1/04	0.00	0.00	0.00	0.00	0.00
627 NOT IN USE 9/1/04	0.00	0.00	0.00	0.00	0.00
628 ENGLISH/MISCELLANEOUS	110.45	0.00	0.00	0.00	110.45
629 IB **	-18,412.05	0.00	52.91	18,678.00	213.04
670 MARQUEE	391.98	0.00	0.00	0.00	391.98
675 SALBERG FIELDTRIPS	136.83	0.00	0.00	0.00	136.83
680 OTT FIELDTRIPS	231.93	0.00	0.00	0.00	231.93
E ADMIN CUSTODIAL ACCOUNTS Totals:	86,841.69	38,391.83	10,465.72	20,489.00	135,256.80
F ACADEMIC CUSTODIAL ACCOUNTS					
300 DEBATE	199.00	0.00	0.00	170.00	369.00
321 DRAMA	2,895.93	0.00	22.50	0.00	2,873.43
622 SPEECH	4,999.90	0.00	0.00	0.00	4,999.90
701 MANTARO/GRANT	5.85	0.00	0.00	0.00	5.85
750 FCS	437.53	0.00	0.00	0.00	437.53
755 SENIOR CLASS ACTIVITIES	18,046.10	0.00	0.00	0.00	18,046.10
760 NOT IN USE	0.00	0.00	0.00	0.00	0.00
770 ADVERTISING	11,467.04	0.00	0.00	0.00	11,467.04
F ACADEMIC CUSTODIAL ACCOUNTS Totals:	38,051.35	0.00	22.50	170.00	38,198.85

Current Cash Balance Report

59

Arranged by:

ALL Data

Date: 08/01/2007 thru 08/31/2007

Group ID and Activity Number

Activity Number and Name	Beginning Cash	Receipts	Disbursements	Adjustments	Cash Balance
G DISTRICT CUSTODIAL ACCOUNTS					
803 SUMMER SCHOOL	0.00	0.00	0.00	0.00	0.00
805 OTHER	12.25	0.00	0.00	0.00	12.25
827 PHYSICS	0.00	0.00	0.00	0.00	0.00
872 LEADERS SCHOLARSHIP	500.00	0.00	0.00	0.00	500.00
G DISTRICT CUSTODIAL ACCOUNTS Totals:	512.25	0.00	0.00	0.00	512.25
Q EXTRACURRICULAR					
1000 FIELDTRIPS	0.00	0.00	0.00	0.00	0.00
1002 PE FIELDTRIPS	0.00	0.00	0.00	0.00	0.00
1005 BAND TRIP	0.00	0.00	0.00	0.00	0.00
1010 DC TRIP	0.00	0.00	0.00	0.00	0.00
1200 SCIENCE FIELDTRIP	0.00	0.00	0.00	0.00	0.00
1300 DEBATE NATIONALS	0.00	0.00	0.00	0.00	0.00
1301 DECA	0.00	0.00	0.00	0.00	0.00
1302 FRENCH CLUB	0.00	0.00	0.00	0.00	0.00
1303 LATIN CLUB	0.00	0.00	0.00	0.00	0.00
1305 SPANISH CLUB	0.00	0.00	0.00	0.00	0.00
1307 GERMAN CLUB	0.00	0.00	0.00	0.00	0.00
1314 HISTORY CLUB TRIP	0.00	0.00	0.00	0.00	0.00
1316 FCCLA	0.00	0.00	0.00	0.00	0.00
1408 THESPIAN/DRAMA CLUB	0.00	0.00	0.00	0.00	0.00
1430 CHORAL TRIP	0.00	0.00	0.00	0.00	0.00
1431 ORCHESTRA TRIP	0.00	0.00	0.00	0.00	0.00
1450 INTRAMURALS	0.00	0.00	0.00	0.00	0.00
1515 JAPANESE CLUB	0.00	0.00	0.00	0.00	0.00
1615 VICA	0.00	0.00	0.00	0.00	0.00
1622 FORENSIC NATIONALS	0.00	0.00	0.00	0.00	0.00
1675 SALBERG FIELDTRIPS	0.00	0.00	0.00	0.00	0.00
1680 OTT FIELDTRIPS	0.00	0.00	0.00	0.00	0.00
1700 EUROPEAN FIELDTRIP	336.00	0.00	0.00	0.00	336.00
2000 MUSIC ALLSTATE FEES	0.00	0.00	0.00	0.00	0.00
2005 CHEER/DANCE CAMP	0.00	0.00	0.00	0.00	0.00
4230 SUBS FOR FIELDTRIPS	1,134.52	0.00	1,134.52	0.00	0.00
5000 SPORTS PARTICIPATION FEE	0.00	0.00	0.00	0.00	0.00
5230 ONE ACT PARTICIPATION FEE	0.00	0.00	0.00	0.00	0.00
5235 DEBATE PARTICIPATION FEE	0.00	0.00	0.00	0.00	0.00
5240 FORENSIC PARTICIPATION FEE	0.00	0.00	0.00	0.00	0.00
5260 CHORAL PARTICIPATION FEE	0.00	0.00	0.00	0.00	0.00
Q EXTRACURRICULAR Totals:	1,470.52	0.00	1,134.52	0.00	336.00
R POST SECONDARY EDUCATION					
6625 AP EXAM FEES	1,826.00	0.00	0.00	-1,826.00	0.00
6629 IB EXAM FEES	18,678.00	0.00	0.00	-18,678.00	0.00
R POST SECONDARY EDUCATION Totals:	20,504.00	0.00	0.00	-20,504.00	0.00
S BANKING					
999 STARTING CASH	-1,500.00	800.00	1,850.68	0.00	-2,550.68
S BANKING Totals:	-1,500.00	800.00	1,850.68	0.00	-2,550.68
Z INVESTMENTS					
900 CERTIFICATES OF DEPOSITS	-407,761.72	0.00	0.00	0.00	-407,761.72
905 MM EAGLE FUND	-20,819.46	0.00	50.63	0.00	-20,870.09
Z INVESTMENTS Totals:	-428,581.18	0.00	50.63	0.00	-428,631.81
Report Totals:	364,766.96	130,112.69	123,298.85	0.00	371,580.80

Current Cash Balance Report

Date: 08/01/2007 thru 08/31/2007

Group ID and Activity Number

Activity Number and Name	Beginning Cash	Receipts	Disbursements	Adjustments	Cash Balance
A GENERAL ACCOUNT EXPENSES					
103 Pop Refund	0.00	0.00	0.00	0.00	0.00
109 Public Relations	0.00	0.00	69.00	0.00	-69.00
115 General Account	0.00	948.00	0.00	0.00	948.00
117 Damage and Loss Property	0.00	0.00	0.00	0.00	0.00
120 Extracurr Transportation	0.00	0.00	220.80	0.00	-220.80
121 Athletic Transportation	0.00	0.00	177.11	0.00	-177.11
140 Technology	0.00	0.00	0.00	0.00	0.00
141 Curriculum Support	0.00	0.00	0.00	0.00	0.00
142 Equipment Replacement / Repair	0.00	0.00	288.00	0.00	-288.00
143 Building Maintenance	0.00	0.00	55.00	0.00	-55.00
144 Pride Time	0.00	0.00	0.00	0.00	0.00
145 Community Counselor Support	0.00	0.00	0.00	0.00	0.00
146 Academic Awards	119.68	5.00	0.00	0.00	124.68
147 Activity Support/Projects	0.00	0.00	1,806.66	0.00	-1,806.66
148 Teachers Grants/Awards	1,000.00	0.00	0.00	0.00	1,000.00
149 Discretionary Spending	0.00	0.00	0.00	0.00	0.00
150 Convention	0.00	0.00	0.00	0.00	0.00
151 Personnel Support	0.00	0.00	657.62	0.00	-657.62
154 National Competition	0.00	0.00	0.00	0.00	0.00
160 Replacement Account	0.00	0.00	0.00	0.00	0.00
162 Activity/Sped	0.00	0.00	0.00	0.00	0.00
166 Wellness	97.40	1,131.00	0.00	0.00	1,228.40
199 Miscellanous Bank Charges	0.00	0.00	0.00	0.00	0.00
A GENERAL ACCOUNT EXPENSES Totals:	1,217.08	2,084.00	3,274.19	0.00	26.89
B GENERAL ACCOUNT REVENUE					
100 Vending Machines-Coca-Cola	0.00	0.00	0.00	0.00	0.00
101 Vending Machines-Candy	0.00	0.00	0.00	0.00	0.00
102 Bank Charge Revenue	0.00	0.00	0.00	0.00	0.00
104 Staff Coke Fund	-168.25	0.00	1,308.04	0.00	-1,476.29
105 Sanitary Machines	34.75	0.00	0.00	0.00	34.75
110 Replacement Fund	0.00	0.00	0.00	0.00	0.00
152 Other Revenue	0.00	1,464.00	0.00	0.00	1,464.00
153 Graduation Revenue	0.00	0.00	0.00	0.00	0.00
155 PAYBAC Partners	442.76	0.00	0.00	0.00	442.76
156 Scholarships	0.00	0.00	0.00	0.00	0.00
158 Capital Outlay	47,914.84	0.00	0.00	-6,900.68	41,014.16
159 Patriot Pride	184.00	0.00	0.00	0.00	184.00
180 Building Revenue	0.00	0.00	0.00	0.00	0.00
185 C Store Revenue (Convenience store)	0.00	0.00	0.00	0.00	0.00
189 American Flag Donations	0.00	0.00	0.00	0.00	0.00
190 Misc. Bank Credit Adjusments	0.00	0.00	0.00	0.00	0.00
901 Interest on Bus MM	338.14	337.99	0.00	0.00	676.13
902 Interest on Business Checking	0.00	0.00	0.00	0.00	0.00
911 Interest on CD	0.00	0.00	0.00	0.00	0.00
B GENERAL ACCOUNT REVENUE Totals:	48,746.24	1,801.99	1,308.04	-6,900.68	42,339.51
C ATHLETICS					
201 Concessions	0.00	7,968.19	7,043.61	0.00	924.58
202 Athletics	0.00	2,268.00	1,235.46	0.00	1,032.54
203 Athletic Gate Receipts	0.00	0.00	0.00	0.00	0.00
204 Athletic Clothing	0.00	1,378.00	0.00	0.00	1,378.00
205 Letter Jackets	0.00	0.00	0.00	0.00	0.00

Current Cash Balance Report

Date: 08/01/2007 thru 08/31/2007

Group ID and Activity Number

Activity Number and Name	Beginning Cash	Receipts	Disbursements	Adjustments	Cash Balance
206 Athletic Tickets	0.00	16,735.00	0.00	0.00	16,735.00
207 Participation Fee	0.00	0.00	0.00	0.00	0.00
210 Athletic Capital Outlay	300,302.05	0.00	0.00	-3,000.00	297,302.05
211 Activities	0.00	0.00	0.00	0.00	0.00
212 Athletic Fundraisers	0.00	0.00	0.00	0.00	0.00
213 Summer Clinics	0.00	0.00	0.00	0.00	0.00
214 Little Dribblers	3.21	0.00	0.00	0.00	3.21
216 Strength and Conditioning	0.00	0.00	0.00	0.00	0.00
220 Football	0.00	18,830.00	12,943.94	0.00	5,886.06
221 Volleyball	0.00	0.00	90.00	0.00	-90.00
222 Softball	0.00	84.00	383.00	0.00	-299.00
223 Tennis (Boys)	0.00	0.00	110.00	0.00	-110.00
224 Tennis (Girls)	0.00	0.00	0.00	0.00	0.00
225 Golf (Boys)	0.00	0.00	0.00	0.00	0.00
226 Golf (Girls)	0.00	0.00	220.00	0.00	-220.00
227 Wrestling	0.00	0.00	1,382.00	0.00	-1,382.00
228 Soccer (Boys)	0.00	0.00	381.22	0.00	-381.22
229 Soccer (Girls)	0.00	0.00	0.00	0.00	0.00
230 Baseball	0.00	0.00	0.00	0.00	0.00
231 Cross Country (Boys)	0.00	0.00	453.75	0.00	-453.75
232 Basketball (Boys)	0.00	0.00	590.28	0.00	-590.28
233 Track (Boys)	0.00	47.00	0.00	0.00	47.00
234 Swimming (Boys)	0.00	0.00	0.00	0.00	0.00
235 NSAA Competitions	0.00	0.00	0.00	0.00	0.00
240 Athletic Training	0.00	0.00	0.00	0.00	0.00
241 Cross Country (Girls)	0.00	0.00	0.00	0.00	0.00
242 Basketball (Girls)	0.00	0.00	0.00	0.00	0.00
243 Track (Girls)	0.00	0.00	0.00	0.00	0.00
244 Swimming (Girls)	0.00	0.00	0.00	0.00	0.00
915 Interest-Athletic Activity MM	338.12	337.97	0.00	0.00	676.09
2200 Summer Football	3,643.31	-35.00	551.47	0.00	3,056.84
2221 Summer Volleyball	2,435.31	700.00	1,458.84	0.00	1,676.47
2222 Summer Softball	3,270.52	0.00	1,000.00	0.00	2,270.52
2228 Summer Boys Soccer	43.87	0.00	0.00	0.00	43.87
2229 Summer Girls Soccer	160.19	0.00	0.00	0.00	160.19
2230 Summer Baseball	1,242.58	0.00	0.00	0.00	1,242.58
2231 Summer Girls Basketball	1,911.72	0.00	0.00	0.00	1,911.72
2232 Summer Boys Basketball	604.80	-30.00	30.00	0.00	544.80
C ATHLETICS Totals:	313,955.68	48,283.16	27,873.57	-3,000.00	331,365.27
D ORGANIZATIONS AND CLUBS					
301 DECA	27.29	624.20	205.00	0.00	446.49
302 French Club	2,994.36	0.00	0.00	0.00	2,994.36
303 LEO Club	1,586.35	0.00	1,527.25	0.00	59.10
305 Spanish Club	128.46	0.00	0.00	0.00	128.46
307 German Club	1,067.90	9.75	0.00	0.00	1,077.65
310 National Forensics League	-179.89	885.15	6,920.79	7,100.68	885.15
311 Environmental Club	380.56	0.00	0.00	0.00	380.56
312 Forensics Club	180.52	420.00	55.30	0.00	545.22
314 Newspaper	7,464.45	60.00	0.00	0.00	7,524.45
315 Debate Club	117.63	0.00	0.00	0.00	117.63
316 Art Club	142.63	701.00	0.00	0.00	843.63
317 Play Production	0.00	1,000.00	0.00	0.00	1,000.00

Current Cash Balance Report

ALL Data

Date: 08/01/2007 thru 08/31/2007

Sorted by:
Group ID and Activity Number

Activity Number and Name	Beginning Cash	Receipts	Disbursements	Adjustments	Cash Balance
318 Thespians	243.37	60.00	0.00	0.00	303.37
319 Athletic Trainers	25.15	0.00	0.00	0.00	25.15
385 Culinary Competition	63.23	0.00	0.00	0.00	63.23
395 Fashion Merchandising	5.08	0.00	0.00	0.00	5.08
399 Auditorium Manager	-3,757.60	0.00	613.61	2,800.00	-1,571.21
409 Band Dept Trips	0.00	0.00	0.00	0.00	0.00
410 Band	10,105.91	974.00	31.98	0.00	11,047.93
411 Choir	2,958.85	0.00	0.00	0.00	2,958.85
412 Orchestra	1,381.12	0.00	0.00	0.00	1,381.12
413 Entertainment Books	0.00	400.00	50.00	0.00	350.00
414 Band Fundraising	407.13	0.00	0.00	0.00	407.13
415 Choir Fundraising	15,930.88	0.00	0.00	0.00	15,930.88
416 Orchestra Fundraising	5,035.08	0.00	0.00	0.00	5,035.08
417 Music Trip (NY)	0.00	0.00	0.00	0.00	0.00
481 Senior Class	1,387.67	0.00	0.00	0.00	1,387.67
482 Junior Class	594.53	0.00	0.00	0.00	594.53
484 Post Prom Security	0.00	0.00	0.00	0.00	0.00
499 VICA-Skills USA	747.22	0.00	0.00	0.00	747.22
500 STARS	390.50	0.00	0.00	0.00	390.50
501 Student Council	5,060.09	923.59	3,336.27	0.00	2,647.41
502 National Honor Society	5,110.06	0.00	0.00	0.00	5,110.06
503 Drama Club	0.00	0.00	0.00	0.00	0.00
504 Literary Magazine	212.67	0.00	0.00	0.00	212.67
505 GoMadd	336.92	0.00	0.00	0.00	336.92
506 Chess Club	53.10	0.00	0.00	0.00	53.10
515 Dance Team	1,759.52	798.38	972.03	0.00	1,585.87
516 Cheerleading-Varsity	214.61	60.00	156.38	0.00	118.23
517 Cheerleading-JV	50.28	0.00	30.90	0.00	19.38
518 Cheerleading-Freshman	-76.27	0.00	0.00	0.00	-76.27
519 Cheerleading Uniforms/Summer Camp	726.03	2,277.00	0.00	0.00	3,003.03
525 Prior Yrs Yearbook	3,973.80	50.00	0.00	0.00	4,023.80
527 Yearbook 07-08	0.00	50,400.00	0.00	0.00	50,400.00
528 Yearbook 06-07	8,472.27	40.00	0.00	0.00	8,512.27
555 FCCLA	-100.20	0.00	0.00	0.00	-100.20
556 Future Educators of America	41.68	0.00	0.00	0.00	41.68
560 Patriot Post	15,575.77	15,992.50	9,366.01	0.00	22,202.26
590 Diversity Club	0.00	0.00	0.00	0.00	0.00
D ORGANIZATIONS AND CLUBS Totals:	90,838.71	75,675.57	23,265.52	9,900.68	153,149.44
E ADMINISTRATIVE CUSTODIAL					
599 Intramurals	62.40	0.00	70.00	0.00	-7.60
601 Staff Courtesy Fund	354.43	1,555.00	70.00	0.00	1,839.43
602 Parking	7,031.83	19,978.45	1,128.59	-13.45	25,868.24
603 Field Trips	0.00	0.00	0.00	0.00	0.00
604 Physical Education Fund	0.00	0.00	0.00	0.00	0.00
605 Pool Maintenance	977.80	810.00	0.00	0.00	1,787.80
607 Book Fines	8,743.45	5,225.25	344.95	13.45	13,637.20
610 Information Center	163.98	0.00	0.00	0.00	163.98
611 Advanced Placement	1,190.93	2,601.00	2,683.57	0.00	1,108.36
614 Transcript and Test Fees	1,135.09	0.00	0.00	0.00	1,135.09
616 Clearing Account	0.00	0.00	0.00	0.00	0.00
617 Shop Fees	0.00	0.00	0.00	0.00	0.00
618 Musical Production	0.00	0.00	0.00	0.00	0.00

Current Cash Balance Report

ALL Data

Sorted by:

Date: 08/01/2007 thru 08/31/2007

Group ID and Activity Number

Activity Number and Name	Beginning Cash	Receipts	Disbursements	Adjustments	Cash Balance
621 Graphics Tech	5.00	0.00	0.00	0.00	5.00
622 Construction Tech	2,022.88	0.00	0.00	0.00	2,022.88
623 Manufacturing Tech	942.21	60.98	0.00	0.00	1,003.19
624 Foundation Tech	164.82	2.75	0.00	0.00	167.57
625 Science Replacements	0.00	0.00	0.00	0.00	0.00
627 English Replacements	0.00	0.00	0.00	0.00	0.00
628 Athletic Trainers Class	0.25	0.00	0.00	0.00	0.25
630 Social Studies Texts	1,924.24	0.00	0.00	0.00	1,924.24
632 Lock Replacement	581.38	95.00	0.00	0.00	676.38
635 Library Book Fines	461.81	168.99	0.00	0.00	630.80
636 Freshman Transition Day	0.00	0.00	0.00	0.00	0.00
640 Student ID Card Fee	1,082.25	0.00	0.00	0.00	1,082.25
642 Parenting Support	0.00	0.00	0.00	0.00	0.00
645 Family Consumer Science	0.00	0.00	0.00	0.00	0.00
648 MOBA Playhouse	1,590.34	0.00	0.00	0.00	1,590.34
650 Fast Forward	0.00	0.00	0.00	0.00	0.00
656 Technology Magnet	7.64	0.00	0.00	0.00	7.64
658 Display Cases	0.00	0.00	0.00	0.00	0.00
660 PAEMST-Science National Award	104.53	0.00	0.00	0.00	104.53
679 New Frontier Book Fines	0.47	0.00	0.00	0.00	0.47
680 New Frontier (Grants/Donations)	12.03	0.00	0.00	0.00	12.03
681 New Frontier Chuck Wagon	326.30	50.00	245.41	0.00	130.89
682 New Frontier Activity	0.00	0.00	0.00	0.00	0.00
683 Graduation Expense	0.00	0.00	0.00	0.00	0.00
684 Post-Prom	0.00	0.00	0.00	0.00	0.00
685 Alumni	0.00	0.00	0.00	0.00	0.00
686 Contributions/Gifts	326.52	0.00	426.98	0.00	-100.46
687 Next Frontier	0.00	0.00	0.00	0.00	0.00
688 New Addition	0.00	0.00	0.00	0.00	0.00
689 SpEd Activity	60.00	0.00	0.00	0.00	60.00
699 Parking Security Camera	0.00	0.00	0.00	0.00	0.00
E ADMINISTRATIVE CUSTODIAL Totals:	29,272.58	30,547.42	4,969.50	0.00	54,850.50
F DISTRICT CUSTODIAL					
825 Other District Custodial	0.00	0.00	0.00	0.00	0.00
F DISTRICT CUSTODIAL Totals:	0.00	0.00	0.00	0.00	0.00
G INACTIVE ACCOUNTS					
0 No Name acct	0.00	0.00	0.00	0.00	0.00
104 Candy Machine Refund	0.00	0.00	0.00	0.00	0.00
153 MetroCommunity College Rebate	0.00	0.00	0.00	0.00	0.00
157 Jostens	0.00	0.00	0.00	0.00	0.00
175 Mascot Fund	0.00	0.00	0.00	0.00	0.00
208 Summer Camp Clinics	0.00	0.00	0.00	0.00	0.00
209 Summer Camps 2001	0.00	0.00	0.00	0.00	0.00
215 Athletic Bank Charges	0.00	0.00	0.00	0.00	0.00
218 Candy Revenue	0.00	0.00	0.00	0.00	0.00
400 (D) Music	0.00	0.00	0.00	0.00	0.00
401 (D) Cheerleading - Varsity	0.00	0.00	0.00	0.00	0.00
402 (D) Cheerleading - Jr Varsity	0.00	0.00	0.00	0.00	0.00
403 (D) Cheerleading - Freshman	0.00	0.00	0.00	0.00	0.00
404 Cheerleading - Wrestling	0.00	0.00	0.00	0.00	0.00
405 (D) Dance Team	0.00	0.00	0.00	0.00	0.00
508 Yearbook 1996-97	0.00	0.00	0.00	0.00	0.00

Current Cash Balance Report

ALL Data

Sorted by:

Date: 08/01/2007 thru 08/31/2007

Group ID and Activity Number

Activity Number and Name	Beginning Cash	Receipts	Disbursements	Adjustments	Cash Balance
509 Yearbook 1997-98	0.00	0.00	0.00	0.00	0.00
510 Yearbook 1998-99	0.00	0.00	0.00	0.00	0.00
511 Cheerleading - Varsity	0.00	0.00	0.00	0.00	0.00
512 Cheerleading - Junior Varsity	0.00	0.00	0.00	0.00	0.00
513 Cheerleading - Freshman	0.00	0.00	0.00	0.00	0.00
521 Yearbook 1999-00	0.00	0.00	0.00	0.00	0.00
522 Yearbook 2000-01	0.00	0.00	0.00	0.00	0.00
523 Yearbooks 01-02	0.00	0.00	0.00	0.00	0.00
524 Yearbook 02-03	0.00	0.00	0.00	0.00	0.00
526 Yearbook 04-05	0.00	0.00	0.00	0.00	0.00
561 Patriot Post Start Up	0.00	0.00	0.00	0.00	0.00
600 Intramurals Fundraising	0.00	0.00	0.00	0.00	0.00
606 Art Fees	0.00	0.00	0.00	0.00	0.00
608 Foreign Language 1996-97	0.00	0.00	0.00	0.00	0.00
609 Foreign Language 1997-98	0.00	0.00	0.00	0.00	0.00
612 Textbook Replacement	0.00	0.00	0.00	0.00	0.00
613 Technology Consumable	0.00	0.00	0.00	0.00	0.00
615 Close-Up	0.00	0.00	0.00	0.00	0.00
619 Portfolios	0.00	0.00	0.00	0.00	0.00
620 Dual Enrollment	0.00	0.00	0.00	0.00	0.00
626 Social Studies Texts 1997-98	0.00	0.00	0.00	0.00	0.00
629 Book Club	0.00	0.00	0.00	0.00	0.00
631 Weight Room Maintenance	0.00	0.00	0.00	0.00	0.00
633 Locker Room Capital Outlay	0.00	0.00	0.00	0.00	0.00
638 ESL Grant	0.00	0.00	0.00	0.00	0.00
655 MSAAS	0.00	0.00	0.00	0.00	0.00
657 I.T. Summer Camp	0.00	0.00	0.00	0.00	0.00
709 Forensics Reimbursement	0.00	0.00	0.00	0.00	0.00
720 Other District Reimbursements	0.00	0.00	0.00	0.00	0.00
801 Drivers Education	0.00	0.00	0.00	0.00	0.00
905 Interest on Checking	0.00	0.00	0.00	0.00	0.00
910 Certificate of Deposit	0.00	0.00	0.00	0.00	0.00
912 Athletic Certificate Deposit	0.00	0.00	0.00	0.00	0.00
913 Interest-Athletic Activity CD	0.00	0.00	0.00	0.00	0.00
916 Athletic Certificate Deposit #2	0.00	0.00	0.00	0.00	0.00
917 Interest on Athletic Checking	0.00	0.00	0.00	0.00	0.00
G INACTIVE ACCOUNTS Totals:	0.00	0.00	0.00	0.00	0.00
Q Extracurricular Activities					
1000 Field Trips	0.00	42.00	0.00	0.00	42.00
2301 DECA	0.00	139.00	0.00	0.00	139.00
2302 French Club	0.00	0.00	0.00	0.00	0.00
2303 LEO Club	500.00	0.00	0.00	0.00	500.00
2305 Spanish Club	0.00	0.00	0.00	0.00	0.00
2307 German Club	0.00	0.00	0.00	0.00	0.00
2310 National Forensics League	0.00	0.00	0.00	0.00	0.00
2312 Forensics	0.00	0.00	0.00	0.00	0.00
2314 Journalism Trip	0.00	0.00	0.00	0.00	0.00
2315 Debate Club	0.00	0.00	0.00	0.00	0.00
2316 Art Club	0.00	16.00	0.00	0.00	16.00
2318 Thespian Club	0.00	0.00	0.00	0.00	0.00
2319 Athletic Trainers Trip	0.00	0.00	0.00	0.00	0.00
2395 Fashion Merchandising	0.00	0.00	0.00	0.00	0.00

Current Cash Balance Report

ALL Data

Sorted by:

Date: 08/01/2007 thru 08/31/2007

Group ID and Activity Number

Activity Number and Name	Beginning Cash	Receipts	Disbursements	Adjustments	Cash Balance
2409 Band Trip	0.00	0.00	0.00	0.00	0.00
2411 Choir Trip	0.00	0.00	0.00	0.00	0.00
2412 Orchestra Trip	0.00	0.00	0.00	0.00	0.00
2499 VICA Trip	0.00	0.00	0.00	0.00	0.00
2501 Student Council	0.00	0.00	0.00	0.00	0.00
2502 National Honors Society	0.00	0.00	0.00	0.00	0.00
2503 Drama Membership	0.00	0.00	0.00	0.00	0.00
2515 Dance Camp	0.00	0.00	0.00	0.00	0.00
2516 Varsity Cheerleading Camp	0.00	0.00	0.00	0.00	0.00
2517 JV Cheerleading Camp	0.00	0.00	0.00	0.00	0.00
2518 FR Cheerleading Camp	0.00	0.00	0.00	0.00	0.00
2555 FCCLA	0.00	0.00	0.00	0.00	0.00
2556 FEA	0.00	0.00	0.00	0.00	0.00
2560 Patriot Post Trip	0.00	0.00	0.00	0.00	0.00
2599 Intramurals	290.00	0.00	0.00	0.00	290.00
2689 SpEd	0.00	0.00	0.00	0.00	0.00
5000 Sport Participating Fee	0.00	25,460.00	0.00	0.00	25,460.00
Q Extracurricular Activities Totals:	790.00	25,657.00	0.00	0.00	26,447.00
R Post-Secondary Education					
7010 AP Exam Fees	0.00	0.00	0.00	0.00	0.00
R Post-Secondary Education Totals:	0.00	0.00	0.00	0.00	0.00
S Banking					
999 Starting Cash	0.00	4,150.00	5,650.00	0.00	-1,500.00
S Banking Totals:	0.00	4,150.00	5,650.00	0.00	-1,500.00
Z INVESTMENTS					
900 Preferred Bus Money Market	-108,868.73	0.00	337.99	0.00	-109,206.72
914 Athletic Bus Money Market	-108,861.56	0.00	337.97	0.00	-109,199.53
Z INVESTMENTS Totals:	-217,730.29	0.00	675.96	0.00	-218,406.25
Report Totals:	267,090.00	188,199.14	67,016.78	0.00	388,272.36

Current Cash Balance Report

ALL Data

Arranged by:

Date: 08/01/2007 thru 08/31/2007

Group ID and Activity Number

Activity Number and Name	Beginning Cash	Receipts	Disbursements	Adjustments	Cash Balance
A ADMINISTRATIVE					
100 GENERAL ACTIVITY FUND	820.00	6.00	1,740.56	0.00	-914.56
105 PRINCIPALS ADMIN	11,105.99	0.00	413.40	0.00	10,692.59
110 BUILDING MAINTENANCE	2,437.63	196.00	402.38	0.00	2,231.25
120 AP EXAMS	9,788.19	0.00	386.56	0.00	9,401.63
122 NOT IN USE	0.00	0.00	0.00	0.00	0.00
125 ADMIN SPECIAL PROJECTS	725.87	0.00	189.00	0.00	536.87
130 COURTESY FUND	-257.18	0.00	25.00	0.00	-282.18
135 DONATIONS - SR CLASS	6,131.72	0.00	0.00	0.00	6,131.72
138 ELECTRONIC MSG BOARD	0.00	0.00	0.00	0.00	0.00
142 GIFTED	1,610.80	0.00	0.00	0.00	1,610.80
145 GUIDANCE	672.85	5,709.11	1,561.50	0.00	4,820.46
150 INFORMATION CENTER	-29.42	0.00	0.00	0.00	-29.42
152 NOT IN USE	0.00	0.00	0.00	0.00	0.00
157 LETTER JACKETS	911.71	0.00	0.00	0.00	911.71
160 PARKING	6,904.17	17,910.00	63.97	0.00	24,750.20
165 STAFF WELLNESS	145.87	0.00	0.00	0.00	145.87
170 STAFF CLOTHING	-127.04	0.00	0.00	0.00	-127.04
172 STAFF VENDING	1,305.47	0.00	0.00	0.00	1,305.47
174 TECHNOLOGY REBATES	1,533.05	0.00	90.00	0.00	1,443.05
180 VISITATION	0.00	0.00	0.00	0.00	0.00
181 NOT IN USE	0.00	0.00	0.00	0.00	0.00
182 VENDING-COKE/FOOD SERVICE	8,403.41	0.00	0.00	0.00	8,403.41
183 NOT IN USE	0.00	0.00	0.00	0.00	0.00
184 NOT IN USE	0.00	0.00	0.00	0.00	0.00
189 WATER FUND	0.00	0.00	0.00	0.00	0.00
A ADMINISTRATIVE Totals:	52,083.09	23,821.11	4,872.37	0.00	71,031.83
B ATHLETIC ADMIN					
200 ATHLETIC ADMIN	120,831.95	27,212.00	1,916.85	-89,900.00	56,227.10
201 AD'S OFFICE	3,269.00	0.00	813.45	4,000.00	6,455.55
202 ATHLETIC EVENT ADMISSIONS	1,940.91	0.00	0.00	1,000.00	2,940.91
203 ATHLETIC PROJECT FUND	15,621.11	0.00	147.53	12,000.00	27,473.58
205 ATHLETIC TRAINING	3,655.02	0.00	3,974.72	4,000.00	3,680.30
208 BASEBALL FUNDRAISING	7,524.06	0.00	21.90	0.00	7,502.16
210 BOYS BB FUNDRAISING	123.79	100.00	83.88	0.00	139.91
211 BOYS BASKETBALL CAMP	2,885.56	0.00	1,946.00	0.00	939.56
212 BOYS GOLF FUNDRAISING	2,651.19	2,695.00	2,055.00	0.00	3,291.19
213 BOYS SOCCER CAMP	384.30	149.00	390.00	0.00	143.30
214 BOYS SOCCER FUNDR	30.16	0.00	0.00	0.00	30.16
215 CROSS COUNTRY FUNDRAISING	75.89	0.00	0.00	0.00	75.89
217 COACHES CLINICS	1,175.83	0.00	786.28	3,000.00	3,389.55
219 CONCESSIONS	3,329.89	110.00	984.84	0.00	2,455.05
220 INTRAMURALS	1,244.54	0.00	0.00	0.00	1,244.54
222 FIT CNTR/EQUIPMENT	-226.07	0.00	0.00	2,000.00	1,773.93
223 FIT CNTR/MAINTENANCE	702.54	0.00	235.00	3,000.00	3,467.54
225 FOOTBALL CAMPS	8,898.40	5,229.00	3,402.68	-107.32	10,617.40
226 FOOTBALL LIFT-A-THON	-107.32	0.00	0.00	107.32	0.00
230 GIRLS BASKETBALL FR	2,459.97	0.00	63.54	0.00	2,396.43
233 GIRLS SOCCER FUNDR	2,669.57	0.00	0.00	0.00	2,669.57
235 LADY CAT BB CAMPS	5,502.77	1,600.00	2,840.00	0.00	4,262.77
240 SOCCER BLEACHERS	100.00	0.00	0.00	0.00	100.00
245 SOFTBALL FUND RAISING	2,324.63	0.00	0.00	0.00	2,324.63

ALL Data

Current Cash Balance Report

67 Arranged by:

Date: 08/01/2007 thru 08/31/2007

Group ID and Activity Number

Activity Number and Name	Beginning Cash	Receipts	Disbursements	Adjustments	Cash Balance
250 ST TRAINERS (HOSA)	-355.34	0.00	0.00	0.00	-355.34
255 TRACK FUNDR (GIRLS)	175.00	0.00	0.00	0.00	175.00
258 TRACK FUNDR (BOYS)	-46.69	0.00	0.00	0.00	-46.69
260 POOL MAINTENANCE	12,882.51	1,340.00	6,901.65	0.00	7,320.86
265 VB FUNDRAISING	10,831.95	1,190.00	2,326.52	0.00	9,695.43
270 WRESTLING MAT FUND	6,340.94	0.00	0.00	0.00	6,340.94
271 WRESTLING FNDRSR VAR	-371.34	0.00	277.86	679.20	30.00
272 WRESTLING FNDRSR JV	0.00	0.00	0.00	0.00	0.00
273 WRESTLING FNDRSR FR	0.00	0.00	0.00	0.00	0.00
275 WRESTLING SCHOLARSHIP	3,257.25	0.00	0.00	-679.20	2,578.05
285 NSAA COMPETITIONS	0.62	0.00	0.00	0.00	0.62
290 METRO	0.00	0.00	0.00	0.00	0.00
295 TOURNAMENTS	410.00	0.00	61.60	0.00	348.40
299 CORPORATE ADVERTISING	125.08	1,500.00	0.00	0.00	1,625.08
B ATHLETIC ADMIN Totals:	220,317.67	41,125.00	29,229.30	-60,900.00	171,313.37
C ACADEMIC COURSES					
300 AP EUROPEAN TEXT	1,359.00	941.00	0.00	0.00	2,300.00
303 AP ECONOMICS TEXT	656.00	0.00	0.00	0.00	656.00
310 AP AMERICAN TEXTBOOKS	-97.06	35.00	0.00	0.00	-62.06
312 AP PSYCHOLOGY TEXT	796.44	0.00	0.00	0.00	796.44
320 ART CLASS FEES	1,669.33	10.00	0.00	0.00	1,679.33
330 BUSINESS	10.93	0.00	0.00	0.00	10.93
332 CHEMISTRY	0.00	0.00	0.00	0.00	0.00
338 FAMILY CONSUMER SCIENCE	-429.55	0.00	0.00	0.00	-429.55
340 MATH - general	62.22	0.00	0.00	0.00	62.22
345 MATH AP	26.00	0.00	0.00	0.00	26.00
355 PHYSICAL EDUCATION	-4,363.21	0.00	0.00	0.00	-4,363.21
360 PHYSICS	175.71	0.00	0.00	0.00	175.71
370 VOC DRAFTING	1,499.71	0.00	0.00	0.00	1,499.71
371 VOC ELECTRICITY BAKER	1,205.05	1,500.00	261.80	0.00	2,443.25
372 VOC ELECTRIC BOHLKEN	0.00	0.00	0.00	0.00	0.00
373 VOC FOUNDATIONS	0.90	0.00	0.00	0.00	0.90
374 VOC METALS	551.30	0.00	0.00	0.00	551.30
376 VOC WOODS	-1,389.46	0.00	0.00	0.00	-1,389.46
C ACADEMIC COURSES Totals:	1,733.31	2,486.00	261.80	0.00	3,957.51
D CLUBS/ORGANIZATIONS					
400 ART CLUB	103.95	0.00	0.00	0.00	103.95
401 AMNESTY INTERNATIONAL	71.51	0.00	0.00	0.00	71.51
402 BOOKSTORE (Scratchin Post)	-2,085.65	3,628.00	531.00	0.00	1,011.35
403 CLASSICS CLUB	10.76	0.00	0.00	0.00	10.76
405 CULINARY COMPETITION	252.51	0.00	0.00	0.00	252.51
407 DEBATE TEAM	0.00	0.00	0.00	0.00	0.00
410 DECA	0.00	0.00	369.08	0.00	-369.08
411 DRAMA - INTL THESPIANS	320.06	0.00	0.00	0.00	320.06
412 DRAMA PRODUCTION	4,647.82	0.00	0.00	0.00	4,647.82
413 FCCLA FAMILY CARREER	5,402.26	0.00	0.00	0.00	5,402.26
414 FORENSICS TEAM	50.00	0.00	150.00	0.00	-100.00
415 FRENCH CLUB	60.13	0.00	0.00	0.00	60.13
416 not in use	0.00	0.00	0.00	0.00	0.00
418 FUTURE EDUCATORS	3,787.15	0.00	0.00	0.00	3,787.15
420 GERMAN CLUB	1,327.76	0.00	0.00	0.00	1,327.76
425 JUNIOR CLASS	7,926.67	0.00	-8.00	0.00	7,934.67

ALL Data

Current Cash Balance Report

68 Arranged by:

Date: 08/01/2007 thru 08/31/2007

Group ID and Activity Number

Activity Number and Name	Beginning Cash	Receipts	Disbursements	Adjustments	Cash Balance
430 LITERARY MAGAZINE	991.56	0.00	0.00	0.00	991.56
433 MATH CLUB	0.00	0.00	0.00	0.00	0.00
435 M CLUB - CRAZIES	1,611.86	3,396.00	115.46	0.00	4,892.40
440 SOCIAL JUSTICE	-197.50	124.00	0.00	0.00	-73.50
445 NATL HONOR SOCIETY	431.87	0.00	0.00	0.00	431.87
450 NEWSPAPER	0.00	0.00	0.00	0.00	0.00
452 SCIENCE CLUB	-134.00	0.00	0.00	0.00	-134.00
455 SENIOR CLASS	337.61	0.00	0.00	0.00	337.61
460 SPANISH CLUB	2,128.46	0.00	0.00	0.00	2,128.46
465 SPED BUTTON FUND	90.31	0.00	0.00	0.00	90.31
470 STUDENT COUNCIL	4,397.24	2,057.67	1,258.39	0.00	5,196.52
471 STUCO WORKSHOPS	800.50	0.00	306.02	0.00	494.48
473 VOC ENGINEERING CLUB	28.28	0.00	0.00	0.00	28.28
475 SKILS USA	960.58	0.00	0.00	0.00	960.58
480 YEARBOOK (PROWLER)	697.48	65,293.00	0.00	0.00	65,990.48
485 YEARBOOK TRIP	0.00	0.00	0.00	0.00	0.00
490 ENVIRONMENTAL CLUB	8,791.62	214.00	1,175.00	0.00	7,830.62
495 YOUTH MAKING A DIFF	192.59	0.00	0.00	0.00	192.59
D CLUBS/ORGANIZATIONS Totals:	43,003.39	74,712.67	3,896.95	0.00	113,819.11
E ATHLETIC TEAMS					
500 BASEBALL CONTESTS	0.00	0.00	0.00	0.00	0.00
501 BASEBALL EQUIPMENT	0.00	0.00	0.00	4,000.00	4,000.00
505 BASKETBALL CON BOYS	0.00	0.00	0.00	0.00	0.00
506 BASKETBALL EQUIP - B	4,330.68	0.00	0.00	4,000.00	8,330.68
510 BASKETBALL CON GIRLS	35.00	0.00	0.00	0.00	35.00
511 BASKETBALL EQUIP G	2,388.51	0.00	396.86	4,000.00	5,991.65
515 CROSS COUNTRY CON	0.00	0.00	200.00	0.00	-200.00
516 CROSS COUNTRY EQUIP	807.03	0.00	80.25	3,000.00	3,726.78
520 FOOTBALL CONTESTS	2,829.41	0.00	150.00	0.00	2,679.41
521 FOOTBALL EQUIPMENT	3,944.70	0.00	2,875.68	2,000.00	3,069.02
525 GOLF CONTESTS - BOYS	23.00	0.00	50.00	0.00	-27.00
526 GOLF EQUIPMENT - BOYS	2,804.14	0.00	0.00	1,300.00	4,104.14
530 GOLF CONTESTS - GIRLS	0.00	0.00	1,780.00	0.00	-1,780.00
531 GOLF EQUIPMENT - GIRLS	-10.83	0.00	860.96	2,600.00	1,728.21
536 NOT IN USE	0.00	0.00	0.00	0.00	0.00
550 SOCCER CONTST BOYS	13.50	0.00	0.00	0.00	13.50
551 SOCCER EQUIP BOYS	382.12	0.00	0.00	4,000.00	4,382.12
555 SOCCER CONTST GIRLS	57.53	0.00	0.00	0.00	57.53
556 SOCCER EQUIP GIRLS	400.78	0.00	0.00	4,000.00	4,400.78
560 SOFTBALL CONTESTS	68.25	0.00	266.60	0.00	-198.35
561 SOFTBALL EQUIPMENT	1,731.81	0.00	0.00	4,000.00	5,731.81
565 SWIM TEAM CONTESTS	5,170.11	0.00	0.00	-5,147.51	22.60
566 SWIM TEAM EQUIPMENT	-202.92	0.00	238.03	9,147.51	8,706.56
570 TENNIS CONTESTS - BOYS	2,804.32	0.00	95.00	0.00	2,709.32
571 TENNIS EQUIPMENT BOYS	2,202.73	0.00	452.55	2,000.00	3,750.18
573 TENNIS CONTESTS - GIRLS	418.68	0.00	0.00	0.00	418.68
574 TENNIS EQUIP GIRLS	1,085.90	0.00	0.00	2,000.00	3,085.90
575 TRACK CONTESTS - BOYS	1,996.38	0.00	0.00	0.00	1,996.38
576 TRACK EQUIPMENT - BOYS	0.00	0.00	0.00	6,000.00	6,000.00
580 TRACK CONTESTS - GIRLS	0.00	0.00	0.00	0.00	0.00
581 TRACK EQUIP - GIRLS	598.80	0.00	0.00	6,000.00	6,598.80
585 VOLLEYBALL CONTESTS	55.10	0.00	275.00	0.00	-219.90

Current Cash Balance Report

ALL Data

Arranged by:

Date: 08/01/2007 thru 08/31/2007

Group ID and Activity Number

Activity Number and Name	Beginning Cash	Receipts	Disbursements	Adjustments	Cash Balance
586 VOLLEYBALL EQUIPMENT	2,388.01	0.00	0.00	4,000.00	6,388.01
590 WRESTLING CONTESTS	516.10	0.00	0.00	0.00	516.10
591 WRESTLING EQUIPMENT	-210.77	0.00	0.00	4,000.00	3,789.23
E ATHLETIC TEAMS Totals:	<u>36,628.07</u>	<u>0.00</u>	<u>7,720.93</u>	<u>60,900.00</u>	<u>89,807.14</u>
F CHEERLEADERS					
600 not in use	0.00	0.00	0.00	0.00	0.00
610 NOT IN USE	0.00	0.00	0.00	0.00	0.00
612 DANCE TEAM	13,002.11	0.00	0.00	0.00	13,002.11
620 FRESHMAN CHEER	178.49	13,711.56	14,178.91	0.00	-288.86
625 JV CHEERLEADERS	-272.60	6,903.52	50.00	0.00	6,580.92
630 VARSITY CHEERLEADERS	10,916.51	2,632.00	125.00	0.00	13,423.51
635 NOT IN USE	0.00	0.00	0.00	0.00	0.00
F CHEERLEADERS Totals:	<u>23,824.51</u>	<u>23,247.08</u>	<u>14,353.91</u>	<u>0.00</u>	<u>32,717.68</u>
G MUSIC					
700 BAND	17,632.85	3,772.00	2,494.14	0.00	18,910.71
701 BAND UNIFORMS	263.61	1,186.00	0.00	0.00	1,449.61
710 CHORAL MUSIC	12,899.33	0.00	0.00	0.00	12,899.33
715 COLORGUARD	0.00	0.00	0.00	0.00	0.00
720 MUSICAL	466.53	0.00	392.27	0.00	74.26
725 MUSIC TECH/AUDITORIUM	1,461.11	0.00	0.00	0.00	1,461.11
730 ORCHESTRA	1,110.31	250.00	0.00	1,411.82	2,772.13
733 ORCHESTRA TRIP	1,426.82	0.00	0.00	-1,411.82	15.00
735 SCULPTURE	0.00	0.00	0.00	0.00	0.00
750 SHOW CHOIR	16,716.02	320.00	5,744.16	0.00	11,291.86
760 BAND TRIP	1,441.71	0.00	0.00	0.00	1,441.71
770 CHOIR TRIP	0.00	0.00	0.00	0.00	0.00
775 Tri-M Music Honor Society	1,111.39	0.00	0.00	0.00	1,111.39
790 MUSIC DONATIONS	1,157.40	0.00	0.00	0.00	1,157.40
G MUSIC Totals:	<u>55,687.08</u>	<u>5,528.00</u>	<u>8,630.57</u>	<u>0.00</u>	<u>52,584.51</u>
H TRANSPORTATION					
800 TRANSPORTATION MISC	0.00	0.00	30.69	0.00	-30.69
810 TRANS FALL SPORTS	0.00	0.00	1,885.00	0.00	-1,885.00
820 TRANS SPRING SPORTS	0.00	0.00	109.00	0.00	-109.00
830 TRANS WINTER SPORTS	0.00	0.00	0.00	0.00	0.00
840 TRANS FIELD TRIPS	-1,029.64	0.00	0.00	0.00	-1,029.64
845 TRANSPORTATION BAND	0.00	0.00	5,712.00	0.00	-5,712.00
848 TRANSPORTATION SHOW CHOIR	0.00	0.00	537.18	0.00	-537.18
849 TRANSPORTATION MUSIC MISC	0.00	0.00	0.00	0.00	0.00
850 TR DEBATE/FOR/DRAMA	0.00	0.00	449.78	0.00	-449.78
H TRANSPORTATION Totals:	<u>-1,029.64</u>	<u>0.00</u>	<u>8,723.65</u>	<u>0.00</u>	<u>-9,753.29</u>
I ACADEMIC COURSE FINES					
900 FINES	663.93	0.00	0.00	0.00	663.93
901 FOREIGN LANG FINES	1,126.79	0.00	0.00	0.00	1,126.79
902 ENGLISH FINES	2,014.62	0.00	50.00	0.00	1,964.62
903 MATH FINES	2,747.75	0.00	0.00	0.00	2,747.75
904 SCIENCE FINES	1,797.67	0.00	0.00	0.00	1,797.67
906 SOCIAL STUDIES FINES	1,449.64	0.00	0.00	0.00	1,449.64
907 BUSINESS FINES	44.00	0.00	0.00	0.00	44.00
I ACADEMIC COURSE FINES Totals:	<u>9,844.40</u>	<u>0.00</u>	<u>50.00</u>	<u>0.00</u>	<u>9,794.40</u>

Current Cash Balance Report

ALL Data

70 Arranged by:

Date: 08/01/2007 thru 08/31/2007

Group ID and Activity Number

Activity Number and Name	Beginning Cash	Receipts	Disbursements	Adjustments	Cash Balance
M BANKING (MONEY)					
910 STARTING CASH	97.09	2,300.00	8,967.50	0.00	-6,570.41
915 UNASSIGNED DEPOSITS	0.00	0.00	0.00	0.00	0.00
920 CHECKING ACCCOUNT	3,525.92	132.32	0.00	0.00	3,658.24
930 MONEY MKT INTEREST	18,958.95	1,344.88	0.00	0.00	20,303.83
940 CD INTEREST	579.14	0.00	0.00	0.00	579.14
M BANKING (MONEY) Totals:	23,161.10	3,777.20	8,967.50	0.00	17,970.80
Q FEE FUND - EXTRA CURRICULAR					
1000 FIELD TRIPS FEE FUND	784.00	624.00	0.00	0.00	1,408.00
2220 INTRAMURAL FEE FUND	0.00	0.00	0.00	0.00	0.00
2410 DECA FEE FUND	0.00	0.00	0.00	0.00	0.00
2411 DRAMA FEE FUND	0.00	0.00	0.00	0.00	0.00
2418 FEA FEE FUND	0.00	0.00	0.00	0.00	0.00
2612 DANCE CAMP FEE FUND	0.00	0.00	0.00	0.00	0.00
2620 FR CHEER CAMP FEE FUND	0.00	0.00	0.00	0.00	0.00
2625 JV CHEER CAMP FEE FUND	0.00	0.00	0.00	0.00	0.00
2630 VARSITY CHEER CAMP FEE FUND	0.00	0.00	0.00	0.00	0.00
2700 BAND FEE FUND	0.00	0.00	0.00	0.00	0.00
2710 CHOIR FEE FUND	0.00	0.00	0.00	0.00	0.00
2730 ORCHESTRA FEE FUND	0.00	0.00	0.00	0.00	0.00
2733 ORCHESTRA TRIP FEE FUND	0.00	0.00	0.00	0.00	0.00
2760 BAND TRIP FEE FUND	0.00	0.00	0.00	0.00	0.00
2770 CHOIR TRIP FEE FUND	322.60	0.00	0.00	0.00	322.60
5010 PARTICIPATION FEES	0.00	35,056.00	0.00	0.00	35,056.00
Q FEE FUND - EXTRA CURRICULAR Totals:	1,106.60	35,680.00	0.00	0.00	36,786.60
R FEE FUND - POST SECONDARY ED					
7120 AP TESTS	0.00	4,717.00	0.00	0.00	4,717.00
R FEE FUND - POST SECONDARY ED Totals:	0.00	4,717.00	0.00	0.00	4,717.00
Z INVESTMENTS					
950 OSB-MONEY MKT PLUS	-404,617.52	0.00	1,344.88	0.00	-405,962.40
960 OSB - JUMBO CD	0.00	0.00	0.00	0.00	0.00
Z INVESTMENTS Totals:	-404,617.52	0.00	1,344.88	0.00	-405,962.40
Report Totals:	61,742.06	215,094.06	88,051.86	0.00	188,784.26

AGENDA ITEM: Authorized the Official ESU #3 Representative for the Millard Public Schools

MEETING DATE: October 15, 2007

DEPARTMENT: Office of the Superintendent

TITLE AND BRIEF DESCRIPTION:

The Board of Education will authorize Keith Lutz as the official representative to ESU #3.

ACTION DESIRED: APPROVAL XX DISCUSSION _____ INFORMATION ONLY

BACKGROUND:

The Educational Service Unite #3 requires the Board of Education to authorize one person from the Millard Public Schools to be the representative to ESU #3.

OPTIONS AND ALTERNATIVES CONSIDERED:

RECOMMENDATION:

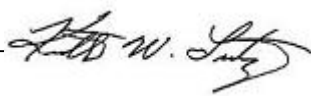
Keith Lutz be authorized as the Official ESU #3 Representative for the Millard Public Schools.

STRATEGIC PLAN REFERENCE:

IMPLICATIONS OF ADOPTION OR REJECTION:

TIMELINE:

RESPONSIBLE PERSON: Keith Lutz

SUPERINTENDENT'S APPROVAL: _____  _____

BOARD ACTION:

AGENDA SUMMARY SHEET

AGENDA ITEM: No Child Left Behind (NCLB) Authorized Representative

MEETING DATE: October 15, 2007

DEPARTMENT: Office of the Superintendent

TITLE AND BRIEF DESCRIPTION:

The Board of Education will authorize Keith Lutz as the representative for the No Child Left Behind Grant.

ACTION DESIRED: APPROVAL XX DISCUSSION _____ INFORMATION ONLY

BACKGROUND:

The Nebraska Department of Education requires the Board of Education to authorize one person to be the representative for the NCLB application.

OPTIONS AND ALTERNATIVES CONSIDERED:

RECOMMENDATION:

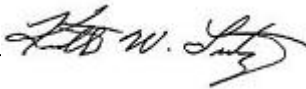
I move that Keith Lutz be authorized as the No Child Left Behind Grant Representative.

STRATEGIC PLAN REFERENCE:

IMPLICATIONS OF ADOPTION OR REJECTION:

TIMELINE:

RESPONSIBLE PERSON: Angelo Passarelli

SUPERINTENDENT'S APPROVAL: _____  _____

BOARD ACTION:

AGENDA SUMMARY SHEET**AGENDA ITEM:** LEP Plan 2008-2009 for State Aid**MEETING DATE:** October 15, 2007**DEPARTMENT:** Educational Services and General Administration**TITLE AND
BRIEF DESCRIPTION:** LEP Plan 2008-2009 for State Aid**ACTION DESIRED:** Approve Plan**BACKGROUND:** For the certification of 2008/09 State aid, every school district is required to designate a maximum limited English Proficiency Allowance. The designation may be zero dollars or it may be an estimated dollar amount greater than zero dollars. This designation must be filed with the Department of Education on or before November 1, 2007. If a school district elects to designate a maximum Limited English Proficiency Allowance greater than zero dollars, the school district must also file a Limited English Proficiency Plan on or before November 1, 2007.**RECOMMENDATIONS:** Approve LEP Plan as submitted.**STRATEGIC PLAN REFERENCE:** None**TIMELINE:** Immediate implementation**RESPONSIBLE PERSON(S):** Mark Feldhausen and Ken Fossen**SUPERINTENDENT'S APPROVAL:** **BOARD ACTION:**

**2008/09
ESTIMATED EXPENDITURES FOR
LIMITED ENGLISH PROFICIENCY PROGRAM**

County/District Number: 28-0017
District Name: Millard Public Schools

Section I.

The school district declines to designate a maximum Limited English Proficiency allowance for State Aid purposes by reporting 0.00 dollars.

Authorized Signature

Date

- Sign and date Section I.
- Make a copy of Section I for the school district's records.
- Submit the original completed form, **on or before November 1, 2007** to:
Nebraska Department of Education
Education Support Services — School Finance & Organization Services
PO Box 94987
- No further action is required of the school district.

A school district that elects to designate a maximum Limited English Proficiency Allowance greater than zero dollars shall complete only Section II and Section III.

2008/09
ESTIMATED EXPENDITURES FOR
LIMITED ENGLISH PROFICIENCY PROGRAM

County/District Number: 28-0017
District Name: Millard Public Schools

Section II.

The school district elects to designate a maximum Limited English Proficiency allowance greater than zero dollars for State Aid purposes.

A Worksheet for Estimating 2008/09 Limited English Proficiency Program Expenditures (Worksheet) may be found on the Education Support Services Home Page. If using the Worksheet, the dollar amount estimated on 1150-800 Total Estimated Limited English Proficiency Expenditures should be entered below. **Do not include Federal Funds when estimating these expenditures.**

If this Section contains a dollar amount greater than 0.00, the school district must also complete and file the 2008/09 Limited English Proficiency Plan found in Section III.

1150-800	Total Estimated Limited English Proficiency Expenditures	675000.00
	X	.85
1150-900	Estimated Limited English Proficiency Allowance	573750.00

The 2008/09 Limited English Proficiency Allowance will be the lesser of the amount on 1150-900 Estimated Limited English Proficiency Allowance or a calculated amount based on the provisions of Section 79-1007.08(2).

Go to Section III and complete the 2008/09 Limited English Proficiency Plan.

2008/09 LIMITED ENGLISH PROFICIENCY PLAN

County/District Number: 28-0017
District Name: Millard Public Schools

Section III.

In order to be approved for the Limited English Proficiency Allowance in State Aid, the school district's Limited English Proficiency Plan shall include an explanation of how the school district will address Items 1 through 4 listed below for school year 2008/09. Item 5 is available if a school district has other items their Limited English Proficiency Plan addresses that the school district wishes to include.

1. Identification of students with limited English proficiency.

The Millard Public School District identifies students who are limited English proficient through the following process:

A. During the general registration process, if a family indicates a language other than English is spoken in the home, the family is asked to complete the Home Language Survey.

B. A standardized English language proficiency assessment will be administered to students identified through the Home Language Survey.

C. The tester will complete the following tasks:

1. Administer the MAC II Test of English Proficiency for the appropriate age/grade level.
2. Collect an additional writing sample, which is scored.
3. Interview the parent or guardian who accompanied the student to the testing location using the Parent/Guardian Interview form.
4. Criteria have been established to determine qualification for English Language Learner services.
5. Cut scores for the MAC II Test of English Language Proficiency have been set by the district in accordance with information provided in the testing materials.
6. Documentation of assessment results will be maintained by the English Language Learner Department Head and/or English Language Learner teachers.
 - a. A separate LEP/ELL file will be maintained for each LEP/ELL student
 - b. Student information pertinent to the LEP/ELL Program will be stored in the district

student

database system

D. Identification and enrollment of LEP/ELL students occurs year-round. The LEP/ELL Department Head is given additional contract hours to facilitate identification and enrollment during the summer months.

2. Instructional approaches.

There are many program models for students who are acquiring English as an additional language. Because we serve a population that is very diverse in language and culture, the LEP/ELL Program in Millard is a content-based language development program in which students are grouped by language ability level, which includes five levels of language proficiency.

2008/09 LIMITED ENGLISH PROFICIENCY PLAN

County/District Number: 28-0017
District Name: Millard Public Schools

Group assignments are flexible and temporary, changing according to the learners' needs. Students spend the majority of the school day mainstreamed in the regular education program, receiving relevant, meaningful support services from highly trained LEP/ELL teachers in LEP/ELL classes. Typically, a student will spend two to four years in the LEP/ELL Program. After the student has met the basic requirements and is exited to regular education, he or she will be monitored for a period of two years to assure success in the regular education program.

Within the content area classrooms, the teachers of LEP/ELL students are being trained in methods of Sheltered Instruction. The model we have chosen is the Sheltered Instruction Observation Protocol, which serves as an instructional framework under which other effective instructional approaches reside such as cooperative learning, sheltered instruction strategies, and differentiated instruction. The SIOP Model has been implemented for the purpose of promoting student achievement of English Language Learners in their content courses.

The Sheltered Instruction Observation Protocol (SIOP) Model was developed during a seven-year research project (1996-2003) for the Center of Research on Education, Diversity & Excellence, funded by the Institute for Education Sciences, U.S. Department of Education.

In addition, ELL teachers are familiar with the state standards in English and Language Arts and the ELL guidelines set forth by the state of Nebraska for K-12 learners. LEP/ELL teachers have been trained in the theoretical principles of second language acquisition and receive on-going staff development in best practices for teaching limited English proficient (LEP) students. General education teachers were provided training through Association for Supervision and Curriculum Development (ASCD) Conference and Teaching English to Speakers of Other Languages (TESOL). Paraprofessionals were provided training through select-a-session workshops during designated staff development days.

We will continue to provide opportunities for staff development for teachers and paraprofessionals of ELL students.

3. Assessment of such students' progress toward mastering the English language. The English Language Learner Program Goals and Outcomes document has been written by Millard teachers and is the curriculum that guides instruction. Lessons in the LEP/ELL classroom are centered on the four domains of language: reading, writing, speaking and listening.

Teachers often plan instruction around content themes to maximize opportunities for students to acquire language and concepts. Multiple teaching strategies and grouping patterns are used to maximize student involvement in classroom activities. A variety of interactive and independent teaching formats are used to develop students' critical thinking skills and concept knowledge.

The Student Progress Rubric/Checklist of Essential Learning was developed and implemented to measure student progress. Teachers are currently developing common formative assessments as they work within the LEP/ELL Professional Learning Community.

2008/09 LIMITED ENGLISH PROFICIENCY PLAN

County/District Number: 28-0017

District Name: Millard Public Schools

Students progress through the five levels of language proficiency based on the evidence from the rubric/checklist and formative assessments. After students reach Level 5: Advanced and have met at least two of three program requirements, they are redesignated as English fluent and exit the program. During the two year transition period following completion of program requirements, students are monitored for academic success in the regular education program.

4. An evaluation to determine the effectiveness of the elements of the Limited English Proficiency Plan.

The program is continually evaluated through the Millard Education Program Curriculum Cycle. In addition, student and program evaluation occur in the following ways:

A. English language development and English language proficiency is continually assessed and monitored for all students. Information sources may include:

1. Performance on standardized achievement tests
2. Standardized language proficiency tests
3. English oral, reading and written skills as measured by the Student Progress Rubric/Checklist of Essential Learning
4. Year-to-year test scores
5. Teacher observation
6. Parental observations and feedback
7. Records on length of time from entry to transition and/or exit from program
8. Grades in core classes
9. Graduation rates

B. Program implementation practices are continually evaluated for effectiveness by a review of policies and procedures, and collection and analysis of data, including:

1. Process for identifying potential LEP/ELL students
2. Process and materials used for assessment of English language proficiency
3. Program of services for eligible students
4. Provision of appropriate resources consistent with program design and student needs
5. Criteria considered for students transitioning into the regular education program
6. Documentation of services and student performance

5. Other.

Target elementary school, middle school, and high school LEP/ELL site schools with additional staffing points to provide smaller class sizes and support staff to assist with students who are not meeting expected district learning outcomes.

As the District continues to grow in student population, and with the potential increase in limited English proficient students within the parameters of the Learning Community, we predict that our LEP/ELL student population will continue to grow. We foresee a need to increase the number of current staff from 1.5 teachers to 2.0 teachers per elementary site.

A. We project a need for an additional part-time middle level teacher in 2008-09.

B. We project a need for an additional part-time middle level teacher in 2009-10.

2008/09 LIMITED ENGLISH PROFICIENCY PLAN

County/District Number: 28-0017
District Name: Millard Public Schools

Late buses are provided to each of the four elementary sites for LEP/ELL students who need to stay after school for assistance in work completion and additional instruction.

Adult LEP/ELL classes are provided by Metro Community College and are hosted by Millard South High School.

Programs for family literacy and parent outreach, such as literacy and math nights, LEP/ELL Family Night, informational parent meetings and field trips for the purpose of making connections with the community are offered frequently throughout the school year.

A bilingual liaison (Spanish) is employed to increase communication between family and school.

A list of preferred bilingual translators and interpreters is maintained by the district. Such interpreters and translators are hired on an as-needed basis to facilitate communication between families and school.

The district maintains a subscription to Language Line, a language interpretation service, to facilitate communication with families.

Summer school programs at all levels are implemented. The bilingual liaison is paid additional contract hours to facilitate communication during summer school. Transportation is provided for students attending summer school K-12.

An after-school program will be implemented at the middle level ELL program site.

A replacement for the Maculaitis Assessment of Competencies (MAC) II Test of English Language Proficiency is under review and may be in use for the 2008-2009 or 2009-2010 school year.

Authorized Signature

Date

- Sign and date Section III.
- Make a copy of Section II and Section III for the school district's records.
- Staple the original 2008/09 Limited English Proficiency Plan to the original 2008/09 Estimated Expenditures for Limited English Proficiency Program.
- Submit the original completed forms, **on or before November 1, 2007** to:
Nebraska Department of Education
Education Support Services — School Finance & Organization Services
PO Box 94987
Lincoln, NE 68509

For information about this form:
Nebraska Department of Education
Education Support Services
402-471-2486

NDE 03-069
Created: 08/2007
Due Date: November 1, 2007

2008/09 LIMITED ENGLISH PROFICIENCY PLAN

County/District Number: 28-0017
District Name: Millard Public Schools

AGENDA SUMMARY SHEET

AGENDA ITEM: Poverty Plan for 2008-2009

MEETING DATE: October 15, 2007

DEPARTMENT: Office of the Superintendent

TITLE AND BRIEF DESCRIPTION: Poverty Plan for 2008-2009 School year.

ACTION DESIRED: APPROVAL XX DISCUSSION _____ INFORMATION ONLY

BACKGROUND:

LB 641 (2007) requires all school districts to submit a Poverty Plan with estimated expenditures by November 1, 2007. This plan includes a continuation of past successful programs.

OPTIONS AND ALTERNATIVES CONSIDERED: Decline the Poverty Allowance provided in LB 641 (2007)

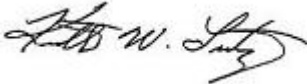
RECOMMENDATION: Approve the attached Poverty Plan

STRATEGIC PLAN REFERENCE:

IMPLICATIONS OF ADOPTION OR REJECTION:

TIMELINE:

RESPONSIBLE PERSON: Angelo Passarelli, Ken Fossen, Kirby Eltiste, Mark Feldhausen, Jon Lopez

SUPERINTENDENT'S APPROVAL: _____  _____

BOARD ACTION:

**2008/09
ESTIMATED EXPENDITURES FOR
POVERTY PROGRAM**

County/District Number: 28-0017
District Name: Millard Public Schools

Section I.

The school district declines to designate a maximum Poverty Allowance for State Aid purposes by reporting 0.00 dollars.

Authorized Signature

Date

- Sign and date Section I.
- Make a copy of Section I for the school district's records.
- Submit the original completed form, **on or before November 1, 2007** to:
Nebraska Department of Education
Education Support Services — School Finance & Organization Services
PO Box 94987
- No further action is required of the school district.

A school district that elects to designate a maximum Poverty Allowance greater than zero dollars shall complete only Section II and Section III.

**2008/09
ESTIMATED EXPENDITURES FOR
POVERTY PROGRAM**

County/District Number: 28-0017
District Name: Millard Public Schools

Section II.

The school district elects to designate a maximum Poverty Allowance greater than zero dollars for State Aid purposes.

A Worksheet for Estimating 2008/09 Poverty Program Expenditures (Worksheet) may be found on the Education Support Services Home Page. If the school district uses the Worksheet, the dollar amount estimated on 1160-800 Total Estimated Poverty Program Expenditures of the Worksheet should be entered below. **Do not include Federal Funds when estimating these expenditures.**

If this Section contains a dollar amount greater than 0.00, the school district must also complete and file the 2008/09 Poverty Plan found in Section III.

1160-800	Total Estimated Poverty Program Expenditures	544000.00
	X	.85
1160-900	Estimated Poverty Allowance	462400.00

The 2008/09 Poverty Allowance will be the lesser of the amount on 1160-900 Estimated Poverty Allowance or a calculated amount based on the provisions of Section 79-1007.06(2).

Go to Section III and complete the 2008/09 Poverty Plan.

2008/09 POVERTY PLAN

County/District Number: 28-0017
District Name: Millard Public Schools

Section III.

In order to be approved for the Poverty Allowance in State Aid, the school district's Poverty Plan shall include an explanation of how the school district will address Items 1 through 13 listed below for school year 2008/09. Item 14 is available if a school district has other items their Poverty Plan addresses that the school district wishes to include.

1. Attendance, including absence follow-up and transportation for students qualifying for free or reduced-price lunches who reside more than one-half mile from the attendance center.

Children who are of the mandatory attendance age (currently ages 6-18), or who are younger than mandatory attendance age and are enrolled in a Millard school, are required to attend school each day the school is open and in session, except when excused by the school principal, the student has graduated from high school, or attendance is otherwise excused by law. By District Rule, the principal determines when a student is excessively absent. This is evaluated on a daily basis.

Each day that a student is not in attendance, a phone call is made to the home to ensure the student is safe, and a reasonable excuse is given regarding their absence. This practice is done for all students Pre-K through 12.

Elementary attendance is taken two times per day while each middle and high school take attendance each period throughout the day.

If it is determined that a student is not attending school due to poverty related issues such as lack of transportation and the student qualifies for FRPLs, the district will provide transportation.

When a student does not attend school on a regular basis (even when transportation is being provided) and such student has accumulated five (5) unexcused absences in any one (1) quarter or the hourly equivalent, or if the student has accumulated twenty (20) unexcused absences per school year, or the hourly equivalent, a comprehensive plan of action is put into place which includes:

Meeting with the parent/guardian(s)-One or more meetings are arranged with the school principal and/or the school social worker.

Educational counseling- This strategy is used to determine whether curriculum changes including, but not limited to, enrolling the student in an alternative education program that meets the specific educational and behavioral needs of the student, would help solve the truancy problem.

Educational evaluation- This may include a psychological evaluation to assist in determining the specific condition, if any, contributing to the truancy problem, and is supplemented by specific interventions by the school to help remedy any condition that may be diagnosed.

Further Investigation- If warranted further information is obtained regarding the truancy problem by the school social worker. This helps to identify conditions which may be contributing to the

2008/09 POVERTY PLAN

County/District Number: 28-0017

District Name: Millard Public Schools

truancy problem. If services for the student and the student's family are determined to be needed, the school social worker becomes a liaison to appropriate community agencies for economic services, family or individual counseling, or other services.

2. Student mobility, including transportation to allow a student to continue attendance at the same school if the student moves to another attendance area within the same school district or within the same learning community.

The district operates 34 schools including 24 elementary, 6 middle and 4 high schools. Policy and rule regarding "enrollment" of students allows students the opportunity to attend their neighborhood school or to stay in a school where they started if that school is not "closed" due to capacity standards. Again, if a student is indigent, transportation is provided by contacting the business office.

The district plan beginning in 2008-09 will be to meet the transportation requirements of LB1024 (2006) and LB 641 (2007). (by providing transportation to MPS students of poverty who move from one attendance area within the district or within the learning community and to non-poverty MPS students who transfer to a high poverty schools.)

3. Parental involvement at the school-building level with a focus on the involvement of parents in poverty and from other diverse backgrounds.

The school district will seek parental involvement through district policy 10,000. The policy calls teams of teachers, parents, administrators and staff to lead each school improvement team and deal with many issues including those that impact students in poverty. In addition the focus will be on increasing attendance at parent/teacher conferences and regular school programs. This will likely involve offering transportation to parents of student in poverty to facilitate participation.

4. Parental involvement at the school-district level with a focus on the involvement of parents in poverty and from other diverse backgrounds.

The Millard Board of Education recognizes that strategic planning, site-based planning, and school improvement decision-making provide the opportunity for school personnel, parents, community members, and students to collaborate in the development and success of the school district. This involvement will promote increased school achievement for all students and specifically for students in poverty and will also improve the educational process.

The District will use a Strategic Planning Team consisting of administrators, parents, teachers, staff members and students to write and update the District Strategic Plan on an ongoing basis.

The strategic planning team will:

- Review the existing plan and initiate changes.
- Rewrite the plan to address critical issues.
- Recommend an implementation schedule for action plans.
- Determine which plans are operational.

This team will address issues for students in poverty.

2008/09 POVERTY PLAN

County/District Number: 28-0017
District Name: Millard Public Schools

5. Class size reduction or maintenance of small class sizes for students who qualify for free or reduced-price lunches.

The plan is to focus on lowering class sizes in response to our increasing populations of students in poverty.

6. Scheduled teaching time on a weekly basis that will be free from interruptions.

The MPS ensures that teaching time is free of interruption. We have increased the total minutes of uninterrupted teaching time to 1,935 minutes in each elementary school, 2,325 minutes in each middle school and 2,190 minutes in each high school. We will also increase the number of days of instruction for all levels to 180 school days. In response to high school needs principals are given 30 hours of discretionary time so that they may work with District and State assessments and create an environment conducive to measuring student growth. Beyond this there is no disruption to instructional time.

7. Access to early childhood education programs for children in poverty.

MEP for Preschool/Title I – is assigned to work with Title I schools, providing staff development and support to teachers. This includes Title I preschool, and Title I Primary Classrooms.

Early Start Cody Preschool – provides 18 four-year-old low income students in our Schoolwide Title I building with a full-day, 5 days per week preschool program. Students receive breakfast and lunch each day. The early childhood endorsed teacher and two paraprofessionals utilize the Creative Curriculum Program. The program was partially funded by an NDE Early Childhood grant for 10 years. The 2007-08 school year is the first year at the district has received state aid funds for this program instead of grant funds. One paraprofessional is funded by Early Childhood Special Education, as 6 children have IEPs. A second paraprofessional, materials for the classroom, field trips, and parent involvement activities are funded by Title I.

ELL Preschool – The ELL Preschool program was funded for two years by an NDE Early Childhood grant. The program began at one site serving 18 students with one teacher and two paraprofessionals. The program was expanded this year to two sites, serving 36 students and utilizes the Creative Curriculum Program. The programs are located in Title I Target Assisted Schools. The full-day, 5 day per week preschool program includes two early childhood certified teachers and four paraprofessionals of which two are bilingual.

Title I Preschools – The district offers half-day preschool programs at four sites. Three sites are located in Title I Target Assisted Schools, and the other two sites are the next highest free/reduced percentage schools. Each session provides a 2.5 hour per day five days a week program utilizing the Creative Curriculum Program. The programs integrate Title I eligible students, student with special needs, and students whose family pay tuition. These programs meet have meet Rule 11 criteria and have been approved for two years for possible state aid funding. The district has just submitted the third year report for possible certification to receive state aid funds for 4-year-olds in the 2008-09 school year.

2008/09 POVERTY PLAN

County/District Number: 28-0017
District Name: Millard Public Schools

Family Resource Center is available for families of young children, birth to age 8, the center offers a toy lending library with a variety of materials. The center is open four half days each week and is staffed by an early childhood specialist who provides information about child development, appropriate learning activities for young children, and connects families to school and community resources. The membership fee of \$30 per month is waived for families living on a limited budget. The materials in the center and the salary of the staff are provided by Below Age Five Special Education Flex Funds.

Partners with Providers is the daycare home visitation program associated with the Parents as Teachers Program. Two early childhood certified teachers who are trained as Parents as Teachers Specialists visit the unlicensed daycare homes in our district Title I attendance areas. The specialists visit each home daycare every three weeks providing an in-home preschool session focusing on early literacy skills and activities. With each visit they leave a variety of materials based on a theme for the provider to use with the children in their care. Then three weeks later they return to collect the materials, conduct a preschool session, leave new materials, and instruct the provider with tips on appropriate use of materials and strategies to promote literacy.

Elementary Community Social Worker – The elementary community social worker provides support to schools, families, and children.

Primary Literacy Summer Reading Programs – each school receives a proportional amount of funds to provide a summer literacy program for students who a reading below grade level in grades K-1-1. The formula is based on the number of free/reduced lunch students in their building. The programs operate from late June through July. Each year approximately 600 students participate for a total of 10,000 hours of instruction.

Summer Library – The elementary libraries are open one half day each week during the months of June and July. Students may checkout books from any school library.

Early Childhood Special Education -The Early Childhood Special Education program provides special education and related services to students below age 5 with disabilities. Staff members utilize the Creative Curriculum Program. The ECSE program is funded by the District and all allowable expenses are submitted for reimbursement. The 2007-08 school year will be the first year for which the District will be able to receive state aid for 4-year old children attending ECSE classes.

The ECSE center-based program is located in 5 elementary schools. The program operates 3 hours each AM and PM session, 4 days per week. Programs are located at Cody-4 classes, Hitchcock-2 classes, Montclair 2 classes, Reeder-2 classes, Sandoz-1 class. Each class is staffed with 1.0 FTE teacher, .5 FTE speech-language therapist, 2 paraprofessionals, and related service providers (as needed per student IEPs).

Office space for home-based program staff serving infants and toddlers with disabilities is

2008/09 POVERTY PLAN

County/District Number: 28-0017
District Name: Millard Public Schools

located at Harvey Oaks and Sandoz.

8. Student access to social workers.

The Millard Public School District employs seven (7) social workers. Due to the large student population in our high schools, each has a social worker allocated to their buildings. There are three (3) traditional high schools and an alternative school. A full-time social worker is allocated to the alternative school. Even though this particular high school has fewer students, they have greater needs and those needs are met by the social worker in that building. Two social workers address the needs of students and families at our six (6) middle schools and one social worker is assigned at the elementary level. When an issue arises where any social worker may provide expertise, they do so in an expeditious manner.

Teachers, administrators and parents request assistance from these valued staff members. They are critical liaisons for a variety of services which include medical, mental health, counseling, community charities, legal assistance and other relevant government agencies.

9. Access to summer school, extended-school-day programs, or extended-school-year programs.

The plan is to provide summer school opportunities for students to take remedial classes in reading, writing and mathematics as well as enrichment and for-credit electives. Qualified students will have fees and tuition waved. Transportation for qualified students will be provided.

10. Mentoring for new and newly reassigned teachers.

New Teachers to the Millard Public School System

The Millard Public Schools has created and maintains a mandatory District Mentor and New Staff Induction Program for all first-year and newly employed certificated or licensed staff members. This plan will incorporate the use of best instructional strategies, curriculum training, mentoring, peer-coaching, and small group focused instruction. This comprehensive professional development plan includes culturally responsive teaching threaded throughout the three year induction experience. A detailed overview of the program is detailed below:

New Staff Induction Program Description

Year 1: Mentor, District and Building Orientations, Practical Tips for Beginning Teachers, and Curriculum Support
Year 2: Peer Coaching
Year 3: Productive Approaches for Teaching and Learning

Definitions:

A first-year staff member shall be defined as any certificated or licensed staff member who is regularly employed for the instruction of pupils and who is entering the PreK-12 teaching

2008/09 POVERTY PLAN

County/District Number: 28-0017

District Name: Millard Public Schools

profession in his/her first year of contracted service in any school, public or private, in this or any other state. Individuals who have only taught as substitute teachers shall not be considered to have had a previous year of contracted service. Individuals whose previous contracted teaching experience is less than one (1) full academic year shall also not be considered to have had a previous year of contracted service.

A newly employed staff member will be defined as a certificated or licensed staff member who is entering or re-entering employment with the District, and who has one (1) or more previous full academic years of contracted teaching service in any school, public or private, in this or any other state.

A mentor will be defined as a certificated or licensed staff member who has been employed by the District for a minimum of three (3) years, who is not the first-year staff member's supervisor, or an administrator in the District, who is regularly employed by the District for the instruction of pupils, who has received mentor training, who has demonstrated the competencies necessary for successful teaching, and who initially assists a first-year or newly employed staff member toward mastery of teaching competencies. A mentor is assigned a mentee by his/her building principal, supervisor, or Director of Staff Development and is paid a stipend for providing mentoring services to a first-year staff member. Participation is voluntary for the mentor.

A buddy will be defined as a certificated or licensed staff member who has been identified by his/her building principal or supervisor as demonstrating the competencies necessary for successful teaching and is deemed appropriate to assist a newly employed staff member toward mastery of teaching competencies and successful assimilation into the District culture. A buddy is assigned a newly employed staff member by his/her building principal, supervisor, or Director of Staff Development.

A mentee will be defined as a first-year or newly employed certificated staff member who has been assigned a mentor or buddy.

A peer-coaching partner will be defined as a certificated or licensed staff member who has been identified by his/her building principal or supervisor as demonstrating the competencies necessary for successful teaching and is deemed appropriate to provide peer coaching to a certificated or licensed staff member who is in his/her second year of employment with the district.

Culturally Responsive Teaching will be defined as the use of best instructional practices within a learning environment that responds to diverse populations. This includes but is not limited to differences in socio-economic status, race, ethnicity, religion, and gender.

The Mentor and New Staff Induction Program Parameters

Compliance with the requirements of Title 92, Nebraska Administrative Code, Chapter 26 for mentor teacher programs including but not limited to the following:

Assignment of a mentor for each first-year or newly employed staff member. This assignment, along with supervision from the building principal, is intended to ensure support for each first-

2008/09 POVERTY PLAN

County/District Number: 28-0017
District Name: Millard Public Schools

year or newly employed staff member, assistance toward the mastery of teaching competencies, and successful assimilation into the District and building culture.

A first-year or newly employed staff member and a mentor will be matched whenever possible on both endorsement field and grade level preparation within the same building or within the District.

Mentoring will include but not be limited to the following:
Structured or planned contacts between the mentor and first-year or newly employed staff member.

A written plan for mentoring developed by the mentor and first-year or newly employed staff member that includes activities, a time line, and provisions for mentor preparation and support.

Time for the mentor and first-year or newly employed staff member to meet, observe one another's classroom teaching as well as the classroom teaching of other teachers, and to analyze and discuss the teaching of students.

A needs assessment component for determining the needs of the first-year or newly employed staff member.

An evaluation component to measure the effectiveness of the mentoring.

Assignment of a buddy for each first-year or newly employed certificated staff member. This assignment, along with supervision from the building principal, is intended to ensure that the first-year or newly employed staff member experiences successful assimilation into the District and building culture.

Provision for a mentor-in-training and mentee to access two (2) days of release time and for an experienced mentor or buddy and mentee to access one (1) day of release time, utilizing substitute teachers if necessary, to support mentoring and induction activity.

Assignment of a peer-coaching partner for each certificated or licensed staff member in his/her second year of employment with the District. This assignment, along with supervision from the building principal, is intended to ensure that this certificated or licensed staff member gains increased understanding of the Practices that Promote

Successful Student Learning.

Provision for induction opportunities will include but are not limited to the following:

Practical Tips for New Staffs Workshop during fall pre-opening activities.

New Staff Breakfast including specified orientation time with building principal or supervisor and mentor or buddy.

2008/09 POVERTY PLAN

County/District Number: 28-0017
District Name: Millard Public Schools

New Staff Orientation: Overview of Millard Education Program, Strategic Planning Process, District Initiatives, Human Resources Division, Special Education, Pupil Services, Technology, and other departments of the District.

Staff Development pertinent to classroom assignments.

New Staff Forum—during fall and spring semesters.

Peer Coaching for certificated or licensed staff in their second year of employment with the District and a peer-coaching partner.

Productive Approaches for Teaching and Learning graduate course for certificated or licensed staff in their third year of employment with the District.

Assignment of Responsibility for New Staff Induction
District Responsibility - The District will provide an appropriate and effective Mentor and

New Staff Induction Program which will include but not be limited to the following:
Orientation to District culture.

Preparation and support for the mastery of the competencies necessary for successful teaching and employment.

Mentor and peer coaching partner preparation and support.

Support materials.

Payment for two (2) days of orientation.

Assessment of the needs of mentors, buddies, peer coaching partners, first-year teachers, and newly employed certificated or licensed staff members.

Preparation, coordination, and support of peer coaching experiences and materials in partnership with ESU #3.

Preparation, coordination, training, and support of Productive Approaches for Teaching and Learning course materials and instructors.

Evaluation of mentor and induction activity effectiveness.

Building Principal or Supervisor Responsibility - Principal/supervisor support of the District's Mentor and New Staff Induction Program will include but not be limited to the following:

Make appropriate mentor, buddy matches for first-year and newly employed certificated or licensed staff.

Make appropriate peer coaching partner matches for second-year certificated or licensed staff.

Communicate expectations.

Monitor and support mentor/buddy, and peer coaching activity.

Mentor Responsibility - Mentor support of the District's Mentor and New Staff Induction Program will include but not be limited to the following:

Attend training.

Meet and welcome first year staff member to the District and the building.

2008/09 POVERTY PLAN

County/District Number: 28-0017

District Name: Millard Public Schools

Acquaint first year or newly employed staff member with District and building culture.
Provide assistance with District/building expectations, routines, and policy throughout the school year.
Assist first year or newly employed staff member with curriculum and instruction.
Encourage, support, and challenge staff member without evaluation.
Maintain and continually improve mentoring skills.

Buddy Responsibility - Buddy support of the District's Mentor and New Staff Induction Program will include but not be limited to the following:

Meet/welcome first-year or newly employed staff member to the District and building.
Acquaint first-year or newly employed staff member with District and building culture.
Provide assistance with District/building expectations, routines, and policy.
Encourage and support first-year or newly employed staff member without evaluation.

Peer Coaching Partner Responsibility – Peer coaching partner support of the District's Mentor and New Staff Induction Program will include, but not be limited to, the following:

Attend peer coaching rally and subsequent training during Fall Workshop.
Participate in the peer coaching process as outlined and delineated in training.

First-Year and Newly Employed Staff Member Responsibility - First-year and newly employed staff members' support of the District's Mentor and New Staff Induction Program will include but not be limited to the following:

Attend mentor and/or induction activity and accept mentor/induction support.
Participate in peer coaching with a peer-coaching partner.
Attend Productive Approaches for Teaching and Learning course.
Communicate needs.

Induction Plan for Reassigned Staff

All staff new to Millard are required to participate in the New Staff Induction Program. Therefore, any transfers or reassignments have already been integrated into the District Plan. Additional support for reassigned staff members is the responsibility of the building level administrator. The school working in conjunction with New Staff Induction and Staff Development makes a building 'buddy' assignment. This way reassigned staff are inducted into the new position.

11. Professional development for teachers and administrators, focused on addressing the educational needs of students in poverty and students from other diverse backgrounds.

The district is proposing a two-year plan that includes:

Year one(2008-09)

Administrators will continue to analyze achievement data with poverty students being one of the focus points of the analysis. Administrators will brainstorm and collaborate on strategies to assist students of poverty succeed in school.

2008/09 POVERTY PLAN

County/District Number: 28-0017
District Name: Millard Public Schools

Select schools entering their rewrite process of their School Improvement Plan will participate in an all day Data Retreats. During these Data Retreats, student data is analyzed and students of poverty are an area of focus. Strategies to improve student achievement are created and implemented through our School Improvement Process.

A Train the Trainer Academy will be implemented in the summer of 2008 to create a pool of staff (50) who will be the Millard experts on students of poverty and instructional strategies that teachers can implement to improve student achievement. Trainers will provide staff development that is implemented at the buildings in an on-going timeframe.

Year two (2009-10)

Administrators will continue to analyze achievement data with poverty students being one of the focus points of the analysis. Administrators will brainstorm and collaborate on strategies to assist students of poverty succeed in school.

Select schools entering their rewrite process of their School Improvement Plan will participate in an all day Data Retreats. During these Data Retreats, student data is analyzed and students of poverty are an area of focus. Strategies to improve student achievement are created and implemented through our School Improvement Process.

A Train the Trainer Academy will be implemented in the summer of 2009 to provide additional training to the original trainers to expand their expertise on the issue of students of poverty and instructional strategies that teachers can implement to improve student achievement. Trainers will provide staff development that is implemented at the buildings in an on-going timeframe.

New Staff will be taken through the 8 hour class during a pull out day in a subsequent year to catch them up on what they missed when they were not part of the staff in 2008-2009.

12. Coordination with elementary learning centers if the school district is a member of a learning community.

Elementary Learning Centers do not currently exist. We will coordinate with the Elementary Centers when they are available.

13. An evaluation to determine the effectiveness of the elements of the Poverty Plan.

Purpose:

In accordance with Millard School Board policy and pursuant to state statute, the Poverty Plan submitted by the Millard Public Schools for the 2008 – 2009 school year and in subsequent years, shall undergo a multi-variant program evaluation. The purpose of the evaluation will be to provide a detailed description of the systems and attributes of the plan and to provide critical data that is intended to be used to determine program effectiveness and to modify, improve or discontinue ineffective practices.

2008/09 POVERTY PLAN

County/District Number: 28-0017
District Name: Millard Public Schools

Methodology:

A Meta study approach will be utilized by combining the results of the study of multi-variants (items 1 through 12 in Section III of the 2008/09 Poverty Plan) included in the plan. By combining the studies, the data will allow for a more accurate estimation of effects of these independent variables on the academic achievement of students of poverty.

Specifically, the researcher will gather both qualitative and quantitative data that will describe and determine the range and frequency of the following variables: Attendance, Mobility, Parental Involvement, Class size, Scheduled teaching time free from interruptions, Access to early childhood programs for children of poverty, Student access to social workers, Access to summer school, extended-school day, or school year programs, Mentoring for new and newly assigned teachers, Professional development for teachers and administrators focused on addressing the educational needs of students in poverty and students from other diverse backgrounds, and the coordination with elementary learning centers in the learning community. Additionally, the researcher will collect data that indicates the level academic achievement of students of poverty who are impacted by the implementation of the interventions encapsulated within the independent variables.

Data Analysis and Reporting:

The analysis will utilize descriptive statistics that indicate frequencies and means. Over time a trend line will be developed for each of the variables, both dependent and independent using these descriptive statistics. A brief narrative description will accompany each of the twelve independent variables using a phenomenological approach to qualitative design. Within the timelines required, a written report of progress will be made to the Superintendent, the Board of Education and those parties designated by statute.

14. Other.

Authorized Signature

Date

- Sign and date Section III.
- Make a copy of Section II and Section III for the school district's records.
- Staple the original 2008/09 Poverty Plan to the original 2008/09 Estimated Expenditures for Poverty Program.
- Submit the original completed forms, **on or before November 1, 2007** to:
Nebraska Department of Education
Education Support Services — School Finance & Organization Services
PO Box 94987
Lincoln, NE 68509

For information about this form:
Nebraska Department of Education
Education Support Services
402-471-2486

NDE 03-0~~06~~
Created: 08/2007
Due Date: November 1, 2007

2008/09 POVERTY PLAN

County/District Number: 28-0017
District Name: Millard Public Schools

AGENDA SUMMARY SHEET

AGENDA ITEM: Approval of Wheeler Addition Contract Documents

MEETING DATE: October 15, 2007

DEPARTMENT: General Administration

TITLE & BRIEF DESCRIPTION: Approval of Wheeler Addition Contract Documents – The approval of the contract documents for the construction of the addition onto Wheeler Elementary School.

ACTION DESIRED: Approval Discussion Information Only

BACKGROUND:

The construction of Wheeler Addition School is at the contract document phase. The contract documents are extensive. If anyone would like to review them in their entirety, contact Ken Fossen at 715-8401 and arrangements will be made.

Attached is information from the architects with regard to the project. Bill Cramer from The Schemmer Associates (TSA) will be at the meeting to present the information and address questions.

If the contract documents are approved, the next presentation at a board meeting will be for the awarding of the contract for the project.

OPTIONS AND ALTERNATIVES: n/a


RECOMMENDATION: It is recommended that approval be given to the contract documents for the Wheeler Addition construction project.

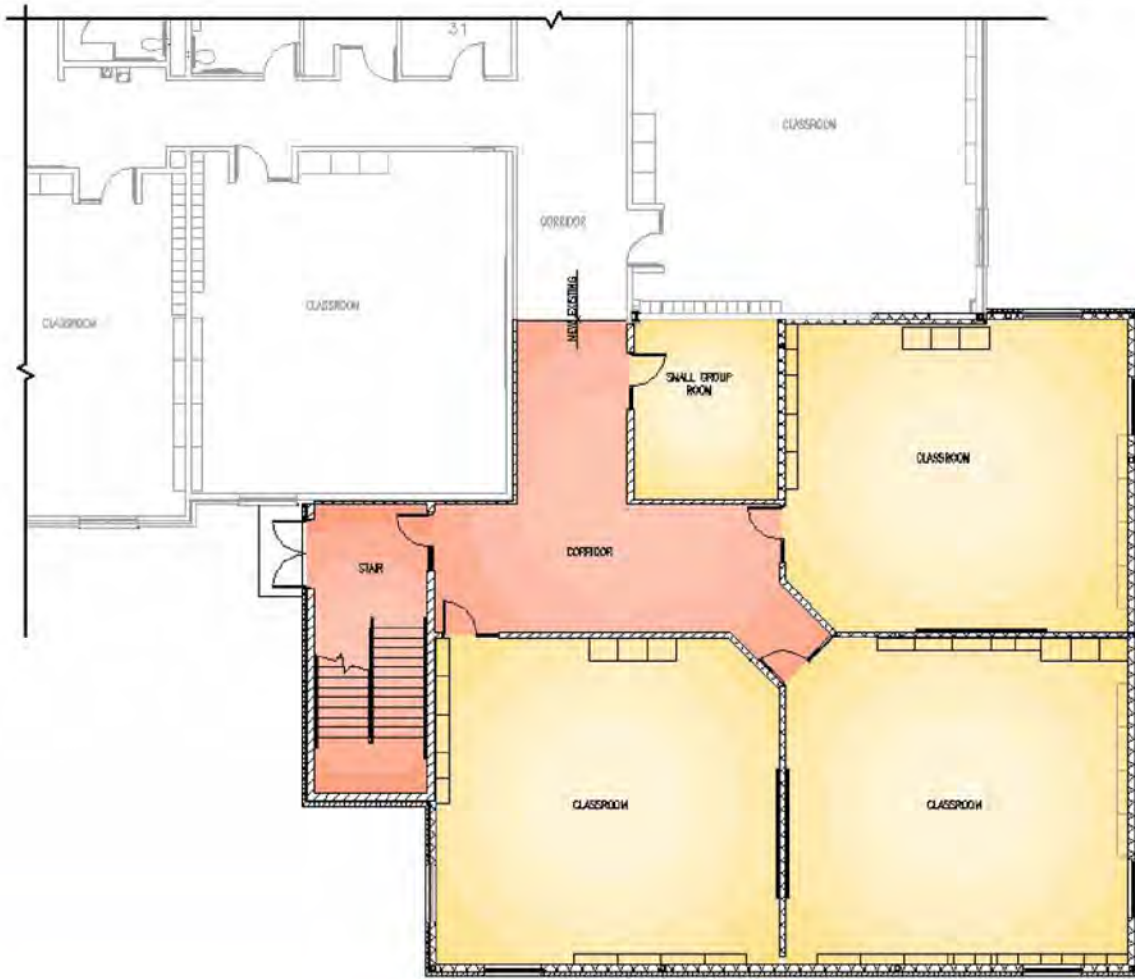
STRATEGIC PLAN REFERENCE: n/a

IMPLICATIONS OF ADOPTION/REJECTION: n/a

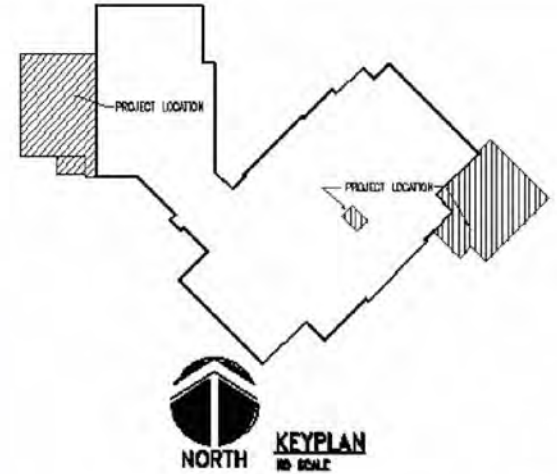
TIMELINE: Immediate.

RESPONSIBLE PERSON: Ken Fossen (Associate Superintendent for General Administration)

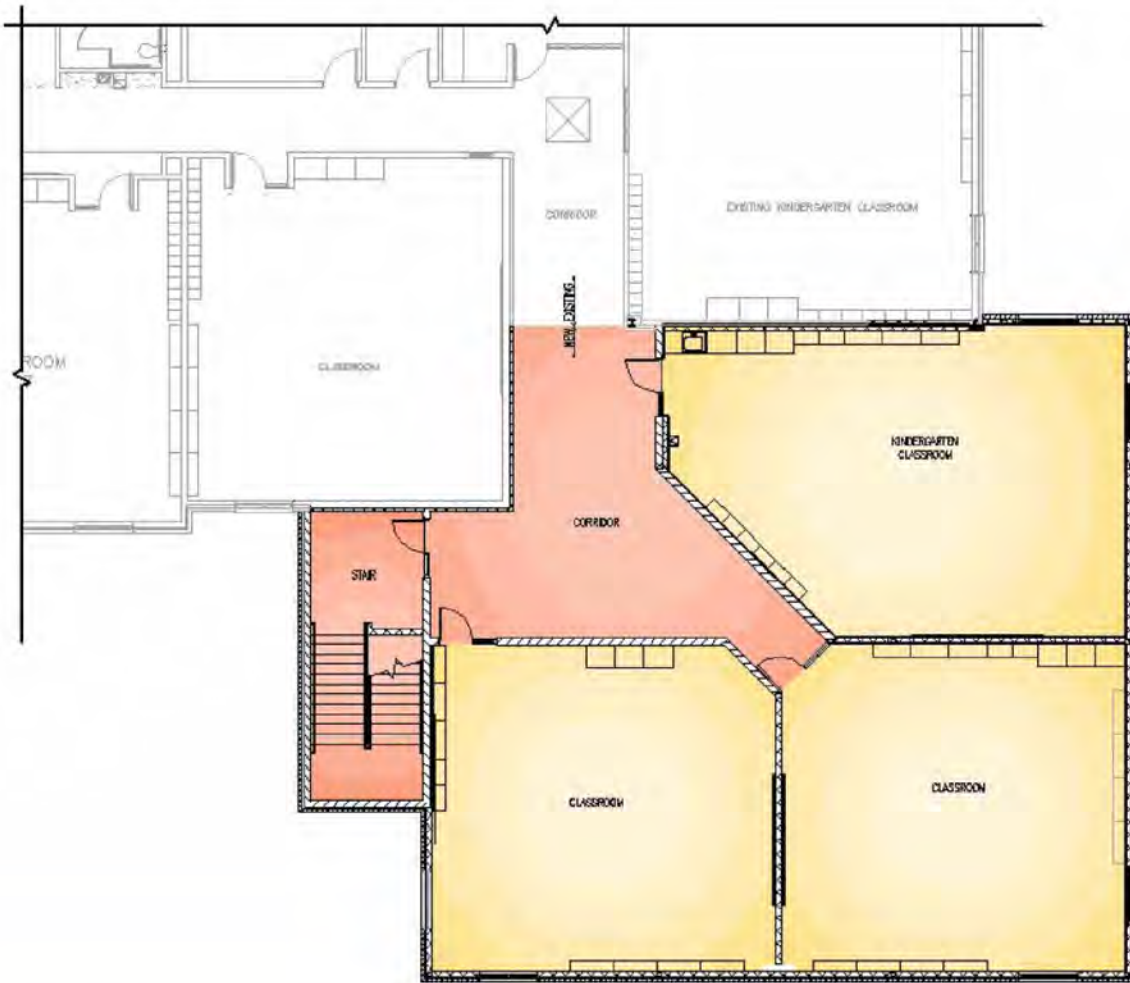
SUPERINTENDENT'S APPROVAL: 



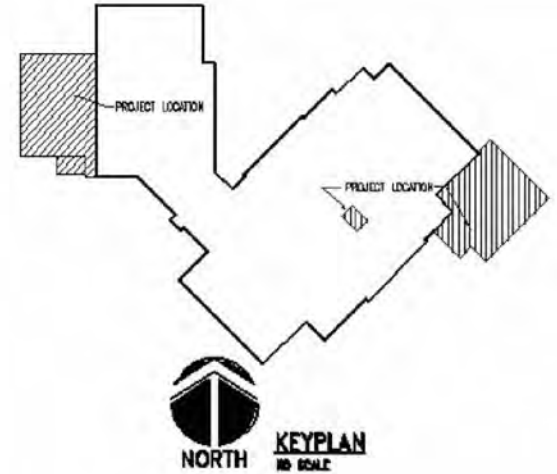
LOWER LEVEL CLASSROOMS / SMALL GROUP ROOM

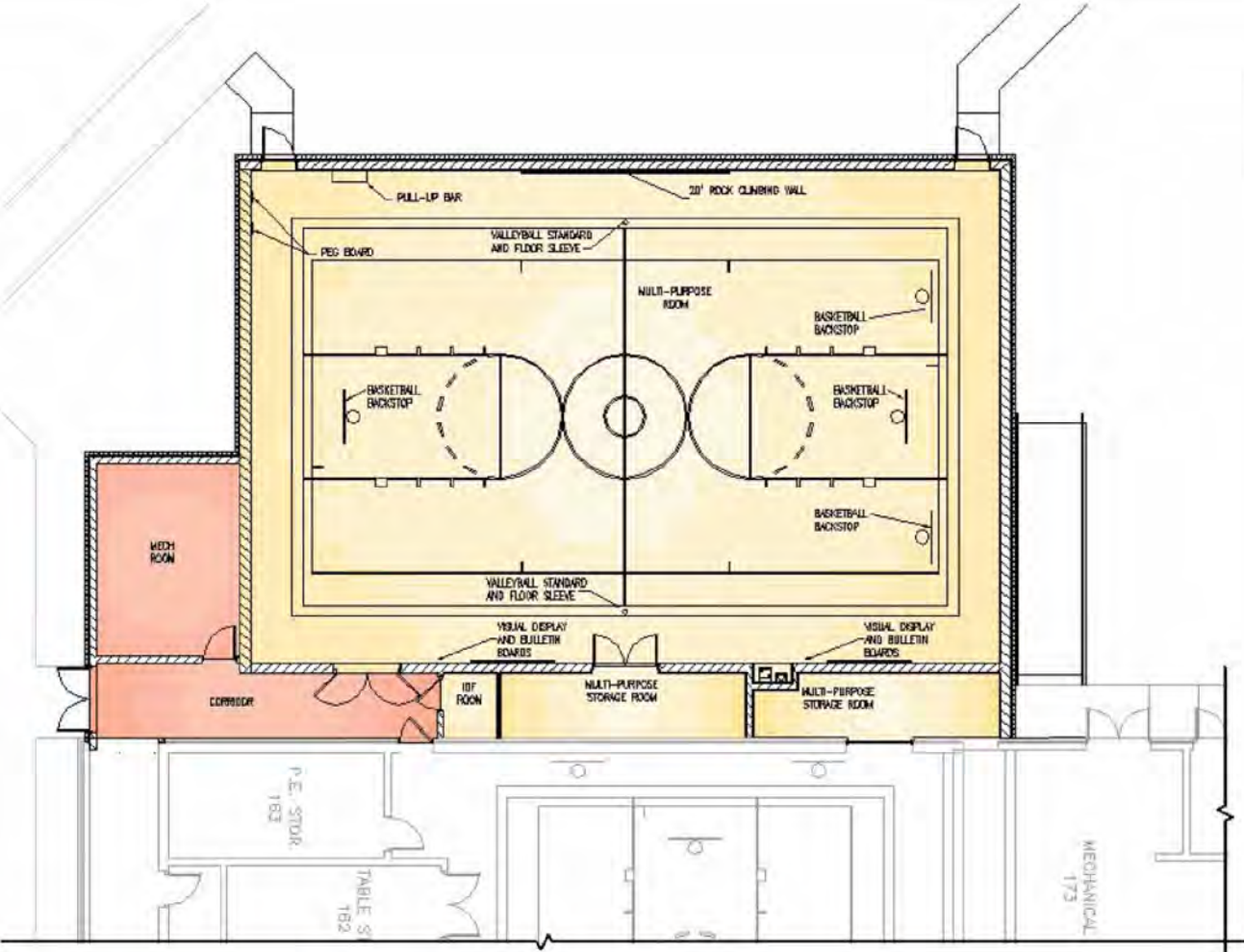


LOWER LEVEL RESTROOM / STORAGE

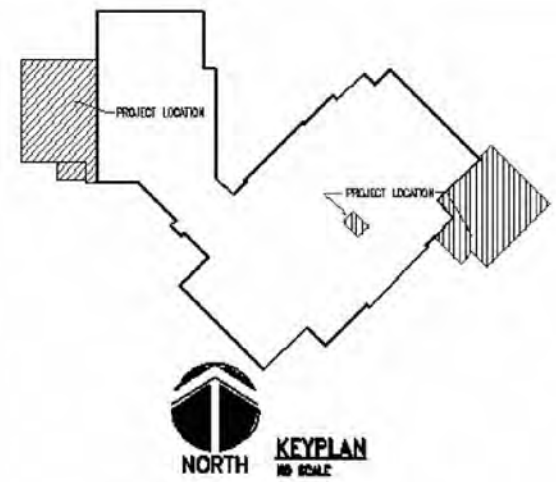


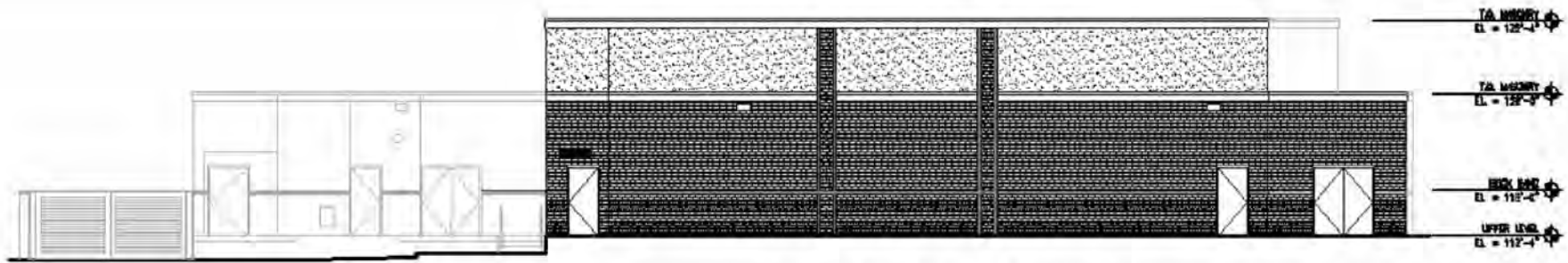
UPPER LEVEL CLASSROOM



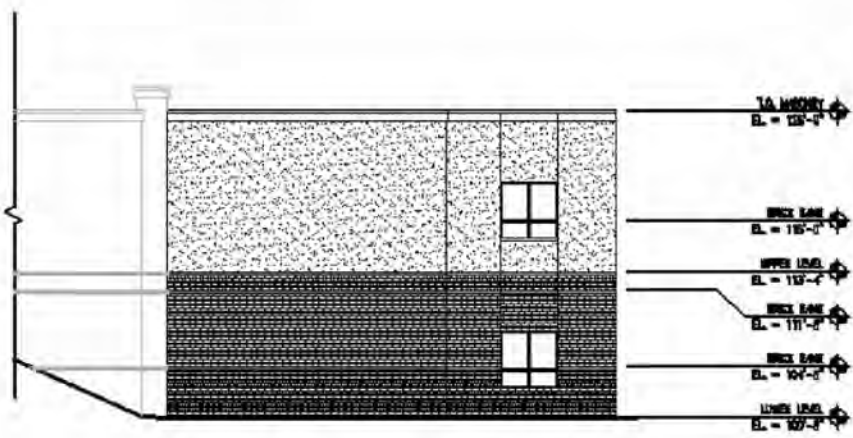


MULTI-PURPOSE ROOM

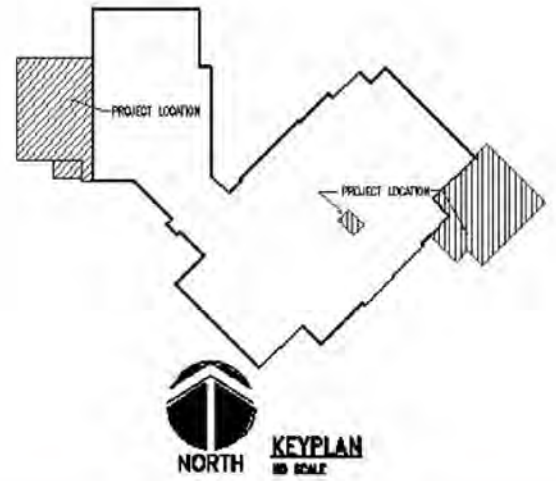




ELEVATION • MULTI-PURPOSE ROOM ADDITION

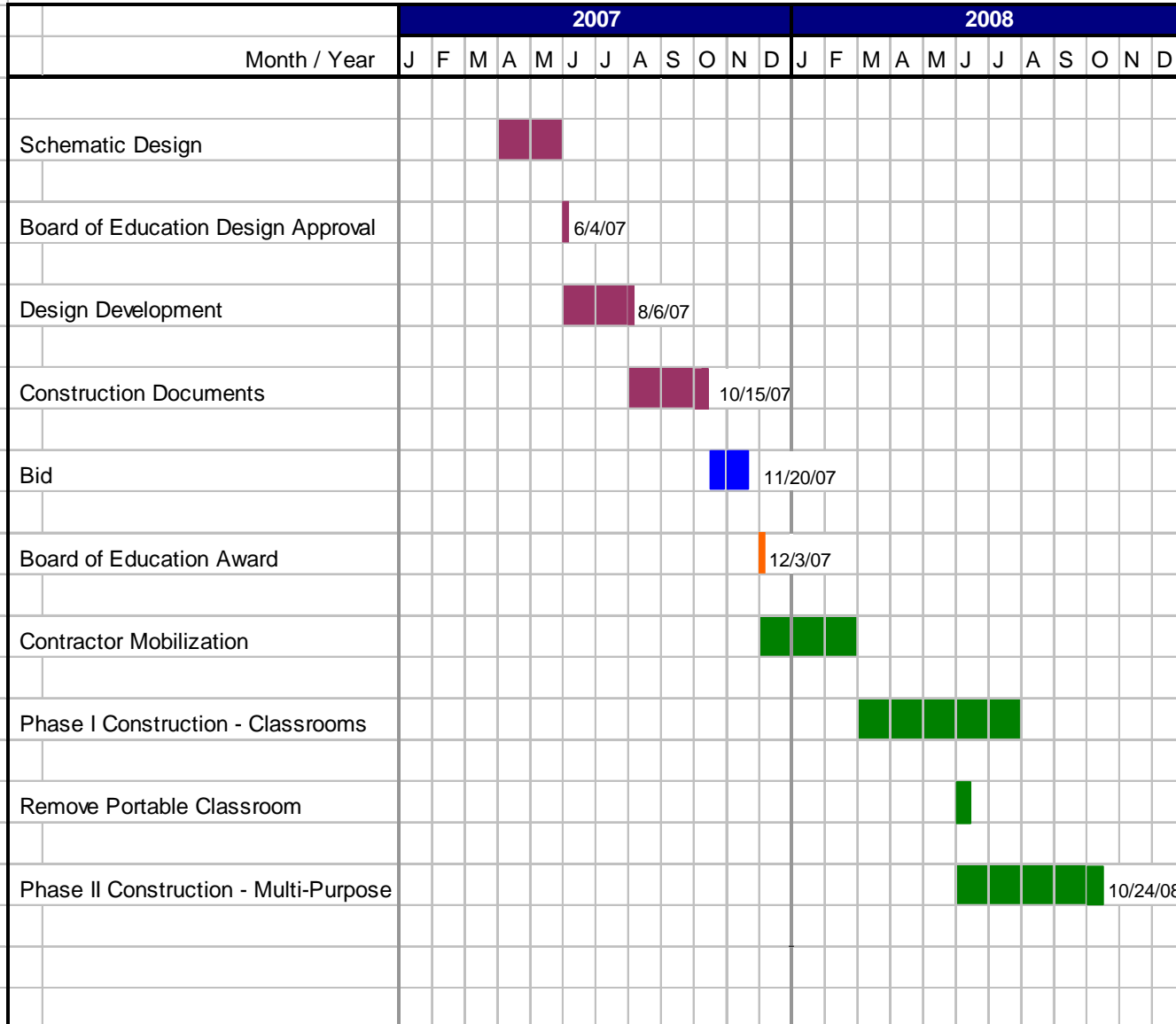


ELEVATION • CLASSROOM ADDITION



MILLARD PUBLIC SCHOOLS

Wheeler Elementary Proposed Timeline



Estimate of Probable Construction Cost Additions to Wheeler Elementary

Wheeler Elementary \$1,271,622.00

**Estimate is in 2008 construction dollars
and includes a 10% contingency.**

AGENDA SUMMARY SHEET

MEETING DATE: October 15, 2007

DEPARTMENT: Human Resources

ACTION DESIRED: Approval

BACKGROUND: Personnel items: (1) New Hire, (2) Contract Amendment, and (3) Resignation

OPTIONS & ALTERNATIVES: NA

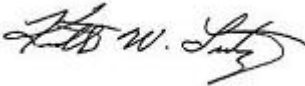
RECOMMENDATION: Approval

STRATEGIC PLAN REFERENCE: N/A

IMPLICATIONS OF ADOPTION OR REJECTION: N/A

TIMELINE: N/A

RESPONSIBLE PERSON: Dr. Kirby Eltiste

SUPERINTENDENT APPROVAL: _____  _____

October 15, 2007

AMENDMENT TO CONTINUING CONTRACTS

Recommend: amendment to the following contracts:

1. Nancy Gilmore – READ teacher at Holling Heights Elementary School. Amend contract from 50% to 60% effective September 24, 2007.
2. Tanya Fletcher – ELL teacher at Montclair Elementary School. Amend contract from 50% to 60% effective September 24, 2007.

October 15, 2007

RESIGNATIONS

Recommend: the following resignation be accepted:

1. Susan Hiley – Kindergarten teacher at Aldrich Elementary School. She is resigning effective October 4, 2007 for family reasons.

October 15, 2007

TEACHERS RECOMMENDED FOR HIRE

Recommend: the following teacher be hired:

1. Kristen Villarreal – RN – School Nurse at North Middle School (50%) , Cody Elementary School (25%) and Cather Elementary School (25%) beginning October 22, 2007.

AGENDA SUMMARY SHEET

AGENDA ITEM: Construction Report

MEETING DATE: October 15, 2007

DEPARTMENT: General Administration

TITLE & BRIEF

DESCRIPTION: Construction Report – A report from the District’s construction management firm with regard to the progress on projects related to the 2005 bond issue.

ACTION DESIRED: Discussion Information Only

BACKGROUND: The District has engaged the services of Magnum Resources, Inc. (MRI) to act as the construction manager for the District’s construction/renovation projects related to the 2005 bond issue. Don Mohlman (MRI) will be present at the meeting to present the construction update (see attached) and to answer questions.

OPTIONS AND

ALTERNATIVES: n/a

RECOMMENDATION: n/a

STRATEGIC PLAN

REFERENCE: n/a

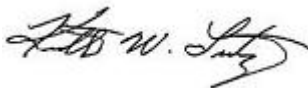
IMPLICATIONS OF

ADOPTION/REJECTION: n/a

TIMELINE: n/a

RESPONSIBLE PERSON: Don Mohlman (MRI) and Ken Fossen, Associate Superintendent (General Administration)

**SUPERINTENDENT’S
APPROVAL:**





MILLARD PUBLIC SCHOOLS



CONSTRUCTION PROGRESS REPORT

October 2007
Vol. 28





***Millard Public Schools
Construction Progress Report No. 28
October 2007***

Index

I.	Executive Summary	Page 1
	<ul style="list-style-type: none">• Administrative Overview	
II.	Project Status Report	Page 2 - 5
	<ul style="list-style-type: none">• South High School• North High School• West High School• Non-traditional High School• Beadle Middle School• Reagan Elementary #24• Upchurch Elementary #25• Ackerman Elementary	
III.	Master Control Budget	Page 6 - 7
	<ul style="list-style-type: none">• Control Budget Summary• Detailed Project Summary	
IV.	Master Control Schedule	Page 8
	<ul style="list-style-type: none">• Project Milestone Schedule	



***Millard Public Schools
Construction Progress Report No. 28
October 2007***

Executive Summary

Administrative Overview

- Continuation of weekly meetings with the Bond Committee consisting of Ken Fossen, Mark Feldhausen, Ed Rockwell, Kim Thompson, Bob Snowden, Don Mohlman, Randy Schroeder, and Ron Hager.
- Close-out meetings for North HS, South HS, West HS, Beadle MS, Ackerman Elementary, and Reagan Elementary (#24) have been conducted by MRI/HDR. Final paperwork and resolution of any remaining construction related issues is in progress.
- Final grading and seeding for the temporary construction easement at Reagan Elementary (#24) is completed.
- Upchurch Elementary (#25) is under construction and scheduled for final completion in July of 2008. The general contractor is maintaining schedule, however the substantial completion date (May 16, 2008) may require some adjustment due to excessive rains this spring and summer.
- The design for the Non-traditional HS is in progress.
- The current bond contingency is approximately \$3.0m (including all known potential change orders).



***Millard Public Schools
Construction Progress Report No. 28
October 2007***

Project Status Report

HIGH SCHOOLS

- ***South High School – DLR Group / Lueder Construction***
 - Project Complete
 - Close-out process underway
 - Close-out meeting held
- ***North High School – Schemmer Associates / W. Boyd Jones Construction***
 - Project Complete
 - Close-out process underway
 - Close-out meeting held
- ***West High School – Prochaska Associates / Meco-Henne Construction***
 - Project Complete
 - Close-out process underway
 - Close-out meeting held
- ***Non-Traditional High School - BCDM***
 - Schematic design for board approval completed on September 17, 2007.
 - Design Development in progress

MIDDLE SCHOOL

- ***Beadle Middle School – BCDM / Meco-Henne Construction***
 - Project Complete
 - Close-out process underway
 - Close-out meeting held

ELEMENTARY SCHOOLS

- ***Ackerman Elementary – Schemmer Associates / Lueder Construction***
 - Project Complete
 - Close-out process underway
 - Close-out meeting held

- **Reagan Elementary #24 – Schemmer Associates / ConStruct, Inc.**
 - Project Complete
 - Close-out process underway
 - Close-out meeting held
 - Final grading on construction easement completed.
 - Dedication held September 30, 2007.

- **Upchurch Elementary #25 – DLR Group / Upland Construction**
 - Bi-weekly Owner/Architect/Contractor meetings continue
 - Masonry and Brick work installation in progress.
 - Underground electrical and plumbing completed.
 - Thermal well drilling completed.
 - Structural steel in progress.
 - Concrete slab work started.
 - Roof installation started.
 - Site paving work started.
 - Structural retaining wall completed.



Upchurch Elementary #25 Masonry work in progress (October 3, 2007)



Upchurch Elementary #25 Brick installation west side (October 3, 2007)



Upchurch Elementary #25 Steel erection at gymnasium continues (October 3, 2007)



Upchurch Elementary #25 Interior mechanical installation underway (Oct 3, 2007)



Upchurch Elementary #25 Structural Retaining wall complete (October 3, 2007)

MAGNUM RESOURCES		Millard Public Schools		
		October 15, 2007		
	Original Budget	With Addit'l Funding	Current Budget	Total Variance
2005 Bond Issue Funding				
Land				
Land Cost	3,750,270	3,750,270	3,870,440	(120,170)
Feasibility Study	25,500	25,500	25,500	-
Technology	20,000,000	20,000,000	20,000,000	-
Construction				
Contractor				
General	42,707,291	44,357,291	42,975,528	1,381,763
Hazardous Material	472,500	472,500	442,500	30,000
District Procured				
Metal drs and frms			27,916	(27,916)
Casework			69,340	(69,340)
RTU			54,623	(54,623)
Buell Timing System			73,180	(73,180)
Buell Field Grading			36,349	(36,349)
Consultant				
Project Mgr	854,146	886,646	973,600	(86,954)
Architect	3,278,173	3,398,477	3,204,634	193,843
Environmental	-	-	30,000	(30,000)
Survey	300,333	300,333	300,333	-
Soils	-	-	-	-
Testing	-	-	-	-
Spcl Insp	-	-	-	-
Conductivity	-	-	-	-
Commissioning	-	-	-	-
HVAC	107,396	107,396	107,396	-
Roofing	-	-	-	-
Support Costs				
Builders Risk	-	-	-	-
Printing	125,534	125,534	125,534	-
Software Platform	-	-	85,000	(85,000)
Reimbursable	-	-	-	-
Constructware	-	-	10,000	(10,000)
Advertising for bids	-	-	-	-
Buell Stadium Equip	-	-	25,000	(25,000)
Contingency	2,328,588	2,328,588	2,328,588	-
PM Award			(86,954)	
Addit'l Services			-	
AE Award			268,061	
Addit'l Services			(74,218)	
Constructware			(85,000)	
Reimbursable			(10,000)	
Land Development - Elem #24			(120,170)	
Buell				
Award		74,471	253,899	
Addit'l Funding			74,471	74,471
Equipment			(25,000)	
Timing System			(73,180)	
Field Grading			(35,920)	
Buried sprinkler head			(429)	
Prev Change Orders			(72,420)	
South HS: Ph1				
Prev Change Orders			(168)	
South HS: Ph2				
Award			213,002	
Prev Change Orders			(133,633)	
New wall			(4,909)	
Delete GFI			397	
Conduit G133			(534)	
Faucets			(1,604)	
Fume hoods			(2,867)	
Bulkhead patch at skylights			(482)	
Water line at ice machine			(806)	
Repair waterline			(362)	
Bulkhead in D corridor			(1,302)	
Rubber stair mosing			(3,439)	
2 key switches			(193)	
Breakers			(323)	
Smoke detector G227			(813)	
Counceling outlets			(442)	
10 GFI outlets			(312)	
Reagan Elem 24				
Award			113,247	
Prev Change Orders			(101,030)	
North HS				
Award			1,336,595	
Prev Change Orders			(510,878)	
West HS				
Award			767,075	
Prev Change Orders			(220,494)	
Ackerman Elem				
Award			6,254	
Prev Change Orders			(31,691)	
Beadle				
Award			92,965	
Prev Change Orders			(14,468)	
Upchurch Elem 25				
Award			(443,000)	
Prev Change Orders				
Smoke heads			(682)	
Door hardware			(219)	
Hold opens			(1,072)	
Footing concrete			(670)	
Footing modifications			(4,737)	
Furniture / Fixture / Equipment				
Moveable Furnishings	1,311,307	1,311,307	1,311,307	-
Moveable Equipment	219,291	219,291	219,291	-
Comp; Phones; Copiers; Fax	2,192,015	2,192,015	2,192,015	-
Regulatory Fees / Assessments	327,656	327,656	327,656	-
	78,000,000	79,877,275	79,877,275	1,061,545
			In-process Change Orders	(122,585)
Additional Funding			Original Contgy	2,328,588
Buell Stadium Grants	74,471	(Contgy)	Current Contgy	3,267,548
HVAC at South High School	1,802,804	(Constr - 1,650,000)	Change Orders	(180,058)
	79,877,275			3,087,490

		Millard Public Schools														Total Variance	
		October 15, 2007															
		Original Budget	With Addit'l Funding	Ackerman 07.150.05.01	Reagan Elem 24 07.162.05.01	Upchurch Elem 25 07.163.05.01	Beadle MS 07.250.05.01	North HS 07.342.05.01	South HS Phase 2 07.340.05.02	South HS Phase 1 07.340.05.01	West HS 07.344.05.01	Non-trad'l HS 07.333.05.01	Buell Stadium 07.300.05.01	Future HS 07.346.05.01	Current Budget	Total Variance	
2005 Bond Issue Funding																	
Land																	
Land Cost	3,750,270	3,750,270		561,470	441,300							661,770		2,205,900	3,870,440	(120,170)	
Feasibility Study	25,500	25,500		4,500	4,500									10,000	25,500	-	
Technology	20,000,000	20,000,000													20,000,000	-	
Construction																	
Contractor																	
General	42,707,291	44,357,291	2,300,391	6,571,530	6,924,380	2,442,868	4,774,478	6,916,424	80,168	4,927,494	6,900,000		1,137,795	-	42,975,528	1,381,763	
Hazardous Material	472,500	472,500	35,000				25,000	289,284	93,216						442,500	30,000	
District Procured																	
Metal drs and frms				24,718					3,198						27,916	(27,916)	
Cesework				69,340											69,340	(69,340)	
RTU				54,623											54,623	(54,623)	
Buell Timing System													73,180		73,180	(73,180)	
Buell Field Grading													36,349		36,349	(36,349)	
Consultant																	
Project Mgr	854,146	886,646	89,000	90,000	108,700	107,800	128,200	160,700			128,200	123,000	38,000	-	973,600	(86,954)	
Architect	3,278,173	3,398,477	201,889	290,343	420,353	187,000	485,247	595,304			425,883	518,000	80,615		3,204,634	193,843	
Environmental															30,000	(30,000)	
Survey	300,333	300,333	19,416	50,350	49,202	19,162	35,000	35,000			39,763	52,440			300,333	-	
Soils															-	-	
Testing															-	-	
Spcl Insp															-	-	
Conductivity															-	-	
Commissioning															-	-	
HVAC	107,396	107,396	7,766	20,140	20,069	7,816	8,548	4,697			16,970	21,390			107,396	-	
Roofing															-	-	
Support Costs																	
Builders Risk															-	-	
Printing	125,534	125,534	15,000	15,000	17,000	12,000	15,000	15,000			16,500	17,000	3,034	-	125,534	-	
Software Platform															85,000	(85,000)	
Reimbursable															-	-	
Constructware															10,000	(10,000)	
Advertising for bids															-	-	
Buell Stadium Equip													25,000		25,000	(25,000)	
Contingency																	
PM Award	2,328,588	2,328,588													2,328,588	-	
Addit'l Services															(86,954)	(86,954)	
AE Award															268,061	268,061	
Addit'l Services															(74,218)	(74,218)	
Constructware															(85,000)	(85,000)	
Reimbursable															(10,000)	(10,000)	
Land Development - Elem #24															(120,170)	(120,170)	
Buell																	
Award		74,471													74,471	74,471	
Addit'l Funding																	
Equipment															(25,000)	(25,000)	
Timing System															(73,180)	(73,180)	
Field Grading															(35,920)	(35,920)	
Buried sprinkler head															(429)	(429)	
Prev Change Orders															(72,420)	(72,420)	
South HS- Ph1																	
Prev Change Orders															(168)	(168)	
South HS- Ph2																	
Award															213,002	213,002	
Prev Change Orders															(133,633)	(133,633)	
New wall															(4,909)	(4,909)	
Delete GF1															397	397	
Conduit G133															(534)	(534)	
Faucets															(1,604)	(1,604)	
Fume hoods															(2,867)	(2,867)	
Bulkhead patch at skylights															(482)	(482)	
Water line at ice machine															(806)	(806)	
Repair waterline															(362)	(362)	
Bulkhead in D corridor															(1,302)	(1,302)	
Rubber stair nosing															(3,439)	(3,439)	
2 key switches															(193)	(193)	
Breakers															(323)	(323)	
Smoke detector G227															(813)	(813)	
Counceling outlets															(442)	(442)	
10 GF1 outlets															(312)	(312)	
Reagan Elem 24																	
Award															113,247	113,247	
Prev Change Orders															(101,030)	(101,030)	
North HS																	
Award															1,336,595	1,336,595	
Prev Change Orders															(510,878)	(510,878)	
West HS																	
Award															767,075	767,075	
Prev Change Orders															(220,494)	(220,494)	
Ackerman Elem																	
Award															6,254	6,254	
Prev Change Orders															(31,691)	(31,691)	
Beadle																	
Award															92,965	92,965	
Prev Change Orders															(14,468)	(14,468)	
Upchurch Elem 25																	
Award															(443,000)	(443,000)	
Prev Change Orders																	
Smoke heads															(682)	(682)	
Door hardware															(219)	(219)	
Hold opens															(1,072)	(1,072)	
Footing concrete															(670)	(670)	
Footing modifications															(4,737)	(4,737)	
Furniture / Fixture / Equipment																	
Moveable Furnishings	1,311,307	1,311,307		269,933	265,434	103,376	113,037	62,115			214,512	282,900			1,311,307	-	
Moveable Equipment	219,291	219,291	14,621	37,917	37,549	14,624	15,991	26,819			31,750	40,020			219,291	-	
Comp; Phones; Copiers; Fax	2,192,015	2,192,015	85,020	384,000	375,492	199,188	193,025	106,050			366,240	483,000			2,192,015	-	
Regulatory Fees / Assessments	327,656	327,656	24,033	62,324	61,503	23,953	26,196	14,393			49,704	65,550			327,656	-	
	78,000,000	79,877,275	2,940,817	8,357,507	8,725,482	3,117,787	5,819,722	8,225,786	206,582	6,217,016	9,171,570	1,393,973	2,215,900	79,877,275	1,061,545		
Additional Funding																	
Buell Stadium Grants	74,471	(Contig'y)													In-process Change Orders	(122,585)	
HVAC at South High School	1,802,804	(Constr - 1,650,000 + PM - 32,500 + Arch - 120,304)													Original Contig'y	2,328,588	
															Current Contig'y	3,267,548	
															Potential Change Orders	(180,058)	
	79,877,275															3,087,490	



				<u>Oct</u>	<u>Nov</u>	<u>Dec</u>				
Bond Committee Meetings				8	12	10				
Board Committee of the Whole Meetings				1, 15	5, 19	3, 17				
Board Meetings										
Project	Project Commencement	Program / Schematic Design Bond Committee	Design Development		Contract Documents		Receive Bids	Contract Award		Project Completion
			Bond Committee	School Board	Bond Committee	School Board		Bond Committee	School Board	
Elem Schools										
Ackerman	3-Aug-05	16-Nov-05	12-Jan-06	16-Jan-06	23-Feb-06	20-Mar-06	18-Apr-06	20-Apr-06	01-May-06	29-Jul-07
Reagan Elem #24										
Overlot Grading					08-Sep-05	12-Sep-05	14-Sep-05	15-Sep-05	19-Sep-05	15-Feb-06
Public Improv.					08-Sep-05	12-Sep-05	25-Oct-05	27-Oct-05	07-Nov-05	08-Jun-06
Building					08-Sep-05	12-Sep-05	25-Oct-05	27-Oct-05	07-Nov-05	30-May-07
Upchruch Elem #25	19-Aug-05	17-Nov-05	15-Dec-05	16-Jan-06	23-Mar-06	03-Apr-06	09-Jan-07	11-Jan-07	22-Jan-07	<i>01-Jul-08</i>
Middle Schools										
Beadle MS	12-Dec-05		09-Mar-06	06-Mar-06	06-Apr-06	17-Apr-06	23-May-06	25-May-06	05-Jun-06	04-Jun-07
High Schools										
Buell Stadium										28-Aug-05
North HS		21-Jul-05	01-Sep-05	12-Sep-05	01-Dec-05	19-Dec-05	07-Feb-06	09-Feb-05	20-Mar-06	08-Aug-07
South HS										
Phase I 2005					26-May-05	06-Jun-05	07-Jun-05	09-Jun-05	14-Jun-05	05-Aug-05
Phase II - 2006		14-Jul-05	11-Aug-05	15-Aug-05	20-Oct-05	21-Nov-05	24-Jan-06	26-Jan-06	13-Feb-06	01-Aug-07
West HS		11-Aug-05	06-Oct-05	17-Oct-05	29-Dec-05	16-Jan-06	02-Mar-06	09-Mar-06	20-Mar-06	01-Aug-07
Non-traditional HS	22-Jan-07	17-Sep-07	<i>25-Oct-07</i>	<i>05-Nov-07</i>						<i>Pending</i>
NOTE: Dates shown in light blue/italics are tentative projections to be confirmed; dates shown in dark blue/italics are Board action dates										

AGENDA SUMMARY SHEET

AGENDA ITEM: Investment Report

MEETING DATE: October 15, 2007

DEPARTMENT: Business

TITLE & BRIEF DESCRIPTION: Investment Report – A report of the current investments and investment practices of the district.

ACTION DESIRED: Approval Discussion Information Only .

BACKGROUND: Attached is the Quarterly Investment Report for the period ending September 30, 2007.

OPTIONS AND ALTERNATIVES: n/a

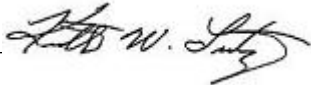
RECOMMENDATION: n/a

STRATEGIC PLAN REFERENCE: n/a

IMPLICATIONS OF ADOPTION/REJECTION: n/a

TIMELINE: n/a

RESPONSIBLE PERSON: Chris Hughes (Accounting Manager) & Ken Fossen (Assoc. Supt.)

SUPERINTENDENT'S APPROVAL: _____  _____

Millard Public Schools
Investment of Funds
September 30, 2007

Nebraska School District Liquid Asset Fund

The Millard Public Schools utilizes the Nebraska School District Liquid Asset Fund (referred to as either NSDLAF or CADRE, the financial services firm which manages the fund) for day-to-day investing. NSDLAF was established in 1988. The fund is offered exclusively to Nebraska school districts, educational service units, and technical community colleges. The fund's objective is to allow school districts to pool their dollars for investment. The fund invests in items permitted by Nebraska law (i.e. repurchase agreements, U.S. Government Agency Obligations, U.S. Treasury Bills and Certificates of Deposit).

MPS maintains two liquid accounts that can be accessed daily. The General Fund, Food Service Fund, Administrative Activity Fund, Special Building Fund, Bond Fund, Depreciation Fund, Construction Fund and Employee Benefit Fund utilize one account. This account is used throughout the month as taxes, state aid, etc. are received and as bills or payroll are paid. The other account is utilized by the various middle schools. As of September 30, 2007, the 7-day current yield for these accounts was 4.71%. MPS also utilizes long term fixed investments (examples: 30, 60, 90 day US Government Securities, Certificates of Deposits, etc). The current rate of return depends on the term, with the district currently earning 4.25% to 5.65%.

Sweep Account for General Checking Account

Each day, any balance remaining in the District's main checking account above the level necessary to avoid service charges is invested in either U.S. Government agency backed repurchase agreements (amounts under \$25,000) or commercial paper notes (amounts over \$25,000). The interest rate for the sweep account is currently 4.63%.

Bond Fund Trust Account at First National Bank of Omaha

Taxes and other revenues received for the repayment of bond principal and interest are invested through the trust department at First National Bank of Omaha. The funds are invested in U.S. Treasury Bills, individual U.S. Government Agency backed securities, or a money market account which invests in U.S. Government backed agency securities, based on the funds available, the time line until the next debt service payment, and the available yields. The trust account balance as of September 30, 2007 was \$13,099,958.30.

AGENDA SUMMARY SHEET

AGENDA ITEM: Quarterly M&O Report

MEETING DATE: October 15, 2007

DEPARTMENT: General Administration

TITLE & BRIEF DESCRIPTION: Quarterly M&O Report – The quarterly report from Sodexo regarding the District’s Maintenance and Operations.

ACTION DESIRED: Approval Discussion Information Only

BACKGROUND: n/a

OPTIONS AND ALTERNATIVES: n/a


RECOMMENDATION: n/a

STRATEGIC PLAN REFERENCE: n/a

IMPLICATIONS OF ADOPTION/REJECTION: n/a

TIMELINE: n/a

RESPONSIBLE PERSON: Bob Snowden, General Manager (Sodexo) and Ken Fossen, Associate Superintendent (General Administration)

SUPERINTENDENT’S APPROVAL: 



Millard Public Schools Executive Summary

Quarterly Review August - September 2007

I. Accomplishments

MAINTENANCE HIGHLIGHTS

- All schools were prepared for the start of school.
- Finished the upgrade to Neihardt's fire alarm panel.
- Replaced compressor in music room at Andersen.
- Installed a larger heat pump for the kitchen at Cottonwood.
- Finished air balancing at Rohwer and Wheeler.
- In the process of preparing boilers and supply air units for winter heating mode.
- Preventative maintenance on all movable walls District wide completed.
- Completed 27 roof repairs at various locations.
- Inspected all outdoor bleachers and made minor repairs at Buell, South Soccer and Baseball, North Soccer and West Soccer and Baseball.
- Completed Central Middle School waterproofing and Prairie Garden improvements in the northwest courtyard.
- Replaced walk-in refrigerator and freezer units at Ackerman and Kiewit.
- Indoor Air Quality/Indoor Environmental Quality issues were investigated at the following locations:
 - Beadle – Investigated and repairs made. (Water infiltration)
 - Cather – Investigated and remedied. (Damp carpet)
 - Central – Investigated and remedied. (Water infiltration)
 - Neihardt – Investigated and remedied. (HVAC repairs)
 - Ackerman – Investigated and turned over to construction. (Water leak)
 - Willowdale – Investigated and remedied. (Water leak)
- The Door Access System project continued and four more buildings were activated.

GROUNDS HIGHLIGHTS

- Made repairs to playground equipment at Norris, Neihardt and Holling Heights.
- Completed replacement of asphalt playground at Aldrich.
- Replaced damaged sidewalks at Willowdale.
- Made repairs to concrete at Andersen on their shot put and dock areas.
- Removal of two pine trees at North Middle due to disease.



I. Accomplishments (continued)

- Replaced and improved Kiewit's trench drain along their dock drive.
- Completed concrete repair work at West High around the baseball concessions, main drive and curb line.
- Made temporary repairs to Ezra's playground.
- Completed landscaping improvements to the front entrance of Harvey Oaks.
- Replanted some trees and shrubs at Reeder.
- Began work and completed securing bids for the upcoming snow removal season for several sites.
- Began to pull in building snow equipment for Preventative Maintenance and general repairs.
- Began preparations for ordering snow removal supplies.
- Buell was prepared for the upcoming football season and is prepped prior to each game. Repairs are made as necessary.
- Repaired numerous irrigation issues throughout the District.

CUSTODIAL HIGHLIGHTS

- Completed all custodial projects for the start of the current school year, which included carpet extraction, hard surface floor refinishing, wood gym floor refinishing, project restroom cleaning and general cleaning throughout the building.
- Completed all move-ins following construction at Aldrich, Ackerman, Beadle, North High, South High, and West High.
- Buell was prepared for the current football season.
- Schools hosting summer school were completed after summer school concluded.

GENERAL HIGHLIGHTS

- All managers participated in various meetings throughout the period to assist and provide input into Bond and Capital Improvement Projects.
- Managers are currently touring with the Fire Marshal's office during their annual inspection. Repairs and corrective measures are being done as deficiencies are found.
- Jolene Schmidt, District Manager, was in town on August 28th and 29th. During her visit, she toured several schools and held an Annual Expectation Meeting with Administration.
- The Custodial, Maintenance and Grounds Procedural Packet was completed and is being reviewed with all current employees.
- Managers began working on and completed their recommendations for the 2008 Capital Improvement Project list.
- Bob Snowden participated in the August 30th meeting with new Administrators to review some of the aspects of the Maintenance, Grounds and Custodial Departments.



II. Training

- Chemical Hazard Safety Training was given to 22 MPS employees in August and September: ***Total Training Hours: 5.5***
- Door Access Training was given to 31 MPS employees in August and September: ***Total Training Hours: 8.75***
- Electrical Safety Training was given to 32 MPS employees in August and September: ***Total Training Hours: 8***
- Machine and Tool Safety Training was given to 113 MPS employees in August and September: ***Total Training Hours: 28.25***
- Vehicle Safety Training was given to 102 MPS employees in August and September: ***Total Training Hours: 25.5***
- Work Violence and Personal Safety Training was given to 43 MPS employees in August and September: ***Total Training Hours: 10.75***
- Four new custodians were hired in August and September and received orientation and safety training: ***Total Training Hours: 75***
- Work Order Procedure Training was reviewed with 9 Maintenance staff in September: ***Total Training Hours: 2.25***
- One new Grounds Assistant was hired in August and received orientation and safety training: ***Total Training Hours: 4***
- Jim Cerveny attended a training course on the new Door Access System in Dallas August 6 – 8. ***Total Training Hours: 20***
- Five employees received training on the new Fire Alarm System at Ackerman. ***Total Training Hours: 5***
- Various employees received training on new equipment throughout the District after Bond or Capital Improvement Projects.

MPS Training by Quarter with Comparison to Previous Quarters

Training Period	2007-2008 Total Hours	2006-2007 Total Hours	2005-2006 Total Hours
July – September	264.50	116.25	205.25

III. Quality and Productivity

MONTHLY CUSTODIAL INSPECTIONS

The Monthly Inspections concluded at the end of May. Results will be reported during each quarterly report for the current months, as well as the comparison for both Monthly and Year-to-Date numbers. Inspections will resume again in September.

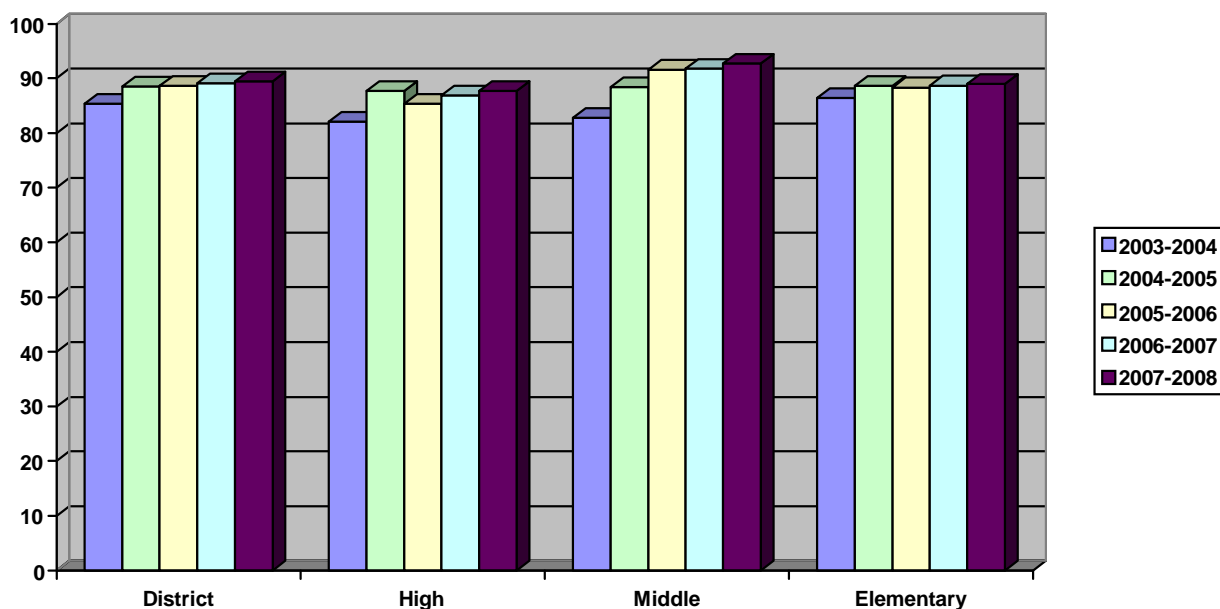


III. Quality and Productivity (continued)

Monthly Custodial Inspections

	September 07	September 06
District Average	89.471%	89.403%
High School	87.713%	87.257%
Middle School	92.717%	92.153%
Elementary School	88.945%	89.015%

	YTD 07-08	YTD 06-07	YTD 05-06	YTD 04-05	YTD 03-04
District Average	89.471%	89.067%	88.626%	88.515%	85.387%
High School	87.713%	86.910%	85.362%	87.716%	82.037%
Middle School	92.717%	91.819%	91.604%	88.395%	82.741%
Elementary/Other	88.945%	88.679%	88.316%	88.640%	86.443%



TEACHER SURVEYS – All Department Survey

The Teacher Surveys began again in September and will continue through May 2008. Results for September as well as the Year-to-Date comparisons are reported below. Teacher Surveys will resume again in September. The surveys are on a scale of 1 to 5, with 5 = Excellent, 3 = Average and 1 = Poor.



III. Quality and Productivity (continued)

September 2007

225

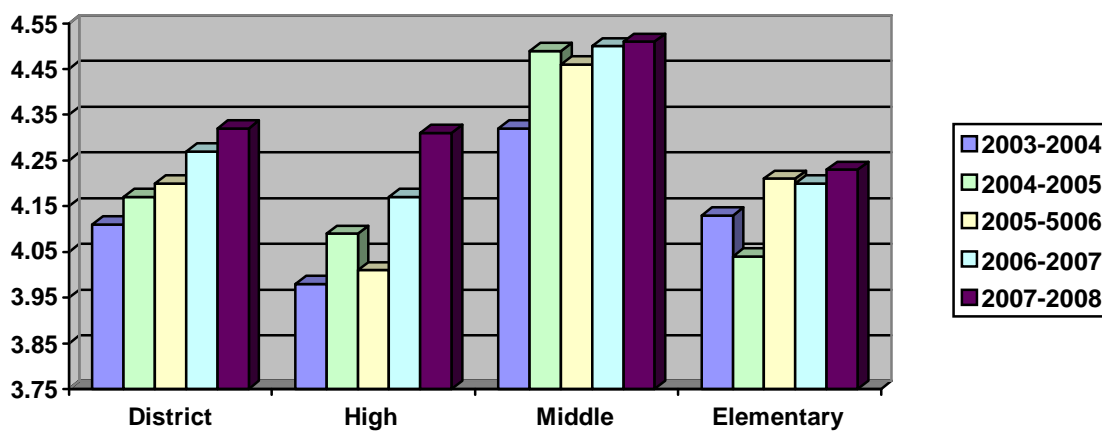
	Overall Average	Custodial Average	Maintenance Average	Grounds Average
District Average	4.32	4.37	4.31	4.17
High School	4.31	4.37	4.30	4.10
Middle School	4.51	4.51	4.58	4.26
Elementary School	4.23	4.28	4.15	4.25

Comparison of District Average by Year and Department

	Number of Surveys	District Average	Custodial Average	Maintenance Average	Grounds Average
2007-2008 YTD	225	4.32	4.37	4.31	4.17
2006-2007 YTD	1128	4.27	4.26	4.34	4.13
2005-2006 YTD	1001	4.20	4.16	4.29	4.13
2004-2005 YTD	1074	4.17	4.14	4.25	4.02
2003-2004 YTD	351	4.11	4.10	4.19	3.96

Comparison by School Type

	High School	Middle School	Elementary School
2007-2008 YTD	4.31	4.51	4.23
2006-2007 YTD	4.17	4.50	4.20
2005-2006 YTD	4.01	4.46	4.21
2004-2005 YTD	4.09	4.49	4.04
2003-2004 YTD	3.98	4.32	4.13





III. Quality and Productivity (continued)

Below is a breakdown on how the teachers rated their school grounds. The District is broken up into three grounds crews. Below are the results for current year as well as Year-to-Date results from previous school years.

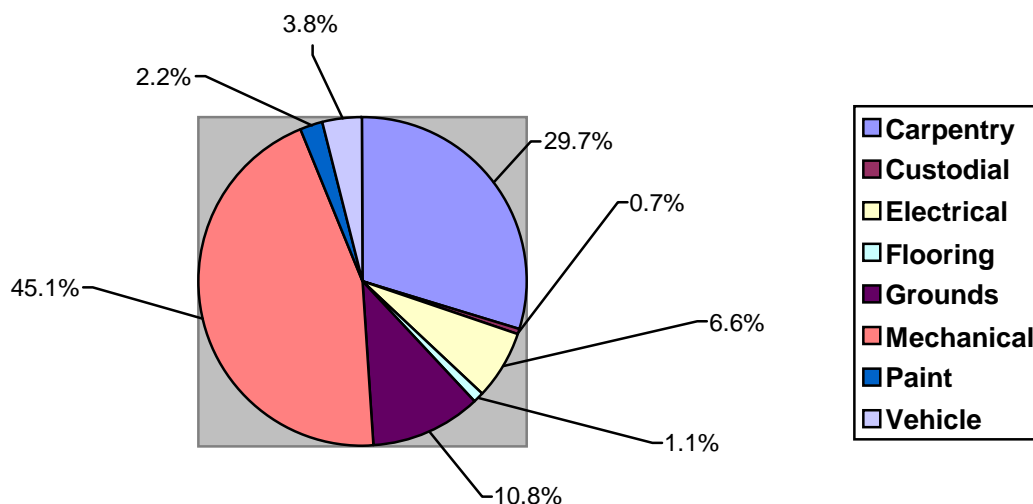
	Grounds Crew 1	Grounds Crew 2	Grounds Crew 3
2007-2008 YTD	4.14	4.22	4.11
2006-2007 YTD	4.27	4.06	4.09
2005-2006 YTD	4.31	4.07	4.10
2004-2005 YTD	4.07	3.96	4.05
2003-2004 YTD	4.12	3.87	4.00

MAINTENANCE WORK ORDERS

Below is a breakdown for work orders received and completed for the period of August - September, and still open to date:

	Received	Completed	Open
Carpentry	577	556	274
Custodial	14	16	12
Electrical	128	124	36
Flooring	22	24	22
Grounds	210	179	180
HVAC/Mechanical	876	795	469
Painting	42	39	75
Vehicle	74	63	40
Total	1943	1796	1108

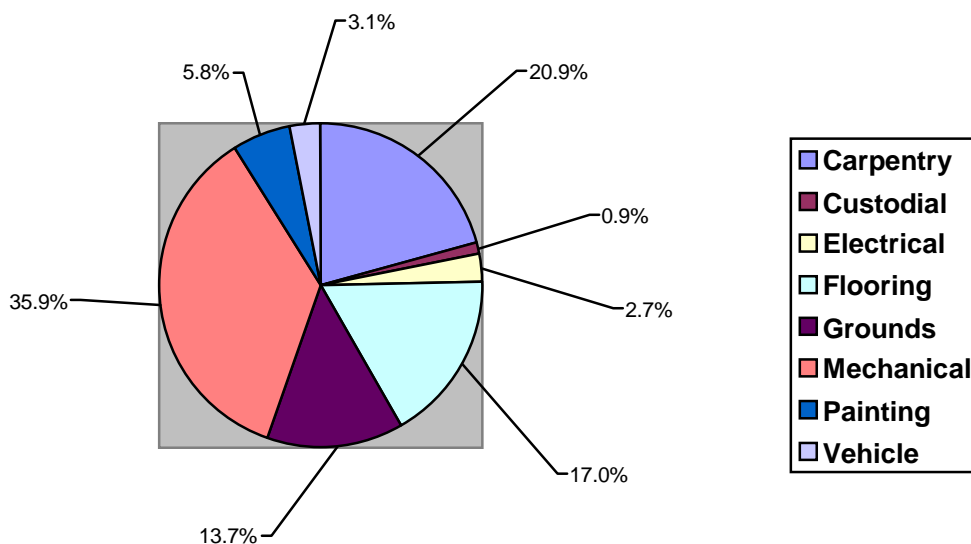
Percentage of Work Orders Received by Department





III. Quality and Productivity (continued)

Percentage of Work Orders Open by Department



Below is a breakdown of all open work orders in the system by age (in days) through 10/4/07.

Days Open	0-14	15-28	29-60	61-90	91-120	121-150	151-180	181-365	365+
Carpentry	87	41	50	22	20	11	12	18	13
Custodial	1	2	1	2	4	0	0	0	2
Electrical	18	5	10	2	1	0	0	0	0
Flooring	3	3	3	7	3	0	0	1	2
Grounds	23	24	28	10	12	5	5	34	39
Mechanical	109	78	95	25	30	28	19	46	39
Painting	8	15	20	5	4	2	2	6	13
Vehicles	16	8	4	0	3	4	3	2	0
Total	265	176	211	73	77	50	41	107	108
% Open	23.9%	15.9%	19.0%	6.6%	6.9%	4.5%	3.7%	9.6%	9.7%



III. Quality and Productivity (continued)

PREVENTATIVE MAINTENANCE

Below is a breakdown of all Preventative Maintenance work orders open and completed, as well as age of open Preventative Maintenance (in days) for the period of August - September 2007.

Open as of 10/4/07	Total Completed August - September
1268	209

Days Open	0-14	15-28	26-60	61-90	91-120	121-150	151-180	181-365	365+
Carpentry	0	9	4	110	30	1	0	32	0
Custodial	215	35	106	79	45	10	9	43	15
Grounds	1	1	25	1	0	0	3	15	1
Mechanical	65	1	57	26	14	0	2	27	0
Vehicle	42	2	43	18	21	16	9	118	17
Total	323	48	235	234	110	27	23	235	33
% Open	25.5%	3.8%	18.5%	18.5%	8.7%	2.2%	1.8%	18.5%	2.6%

WORK ORDER HOURS

Below is a summary of the amount of *hours worked* by location for all work orders submitted for the period of August – September 2007.

School	YTD Hours Worked 8/1/07 – 9/30/07
Abbott	100.50
Ackerman	286.50
Aldrich	145.00
Black Elk	140.50
Bryan	98.25
Cather	127.75
Cody	145.00
Cottonwood	100.25
Disney	36.00
Ezra	97.25
Harvey Oaks	62.00
Hitchcock	153.00
Holling Heights	106.50



School	YTD Hours Worked 8/1/07 – 9/30/07
Montclair	99.25
Morton	91.50
Neihardt	161.00
Norris	98.50
Reagan	121.50
Reeder	56.50
Rockwell	124.25
Rohwer	105.75
Sandoz	43.50
Wheeler	71.25
Willowdale	84.75
Elementary Total	2556.25
Andersen	207.50
Beadle	152.00
Central & Annex	306.25
Kiewit	289.75
North	78.75
Russell	87.25
Middle Total	1121.50
North	414.00
South	349.00
West	566.25
High Total	1329.25
Buell	90.50
District Wide*	3237.25
DSAC	48.00
Echo Hills	9.50
MLC	23.50
Technology	3.50
Support Services	443.75
YAP – Vocational Center	15.50
Other Total	3971.50
Grand Total	8978.50

*Note: District Wide includes Open Work Orders for items such as snow removal, mowing, irrigation, water testing, Energy Management, etc.



III. Quality and Productivity (continued)

CUSTODIAL ABSENCES

Below is a summary of the custodial absences for the quarter, along with a school Year-to-Date total. (July was reported during the last Quarterly Report).

	August 2007 Hours	September 2007 Hours	Quarter Totals Hours
Business and Emergency	96	72	180
Bereavement	64	16	96
Family Sick	36	72	115
Jury Duty	0	0	0
Leave without Pay	0	64	240
Leave with Pay	0	0	0
Sick	484	512	1324
Vacation	392	888	3931
Total Absences	1072	1624	5971
Percentage of Scheduled Work Absent	3.9%	7.2%	8.5%

MAINTENANCE AND GROUNDS ABSENCES

Below is a summary of the maintenance and grounds absences for the quarter.

	August 2007 Hours	September 2007 Hours	Quarter Totals Hours
Business and Emergency	23	10	53
Bereavement	16	16	32
Family Sick	0	0	24
Jury Duty	0	0	0
Leave without Pay	0	0	0
Leave with Pay	0	0	0
Sick	166.5	52	370
Vacation	212	266.25	1191.75
Total Absences	417.50	331.25	1657.75
Percentage of Scheduled Work Absent	3.8%	3.7%	5.6%



III. Quality and Productivity (continued)

CUSTODIAL MANAGER VISITS

(August – September 2007)

Inspections Completed	89
Principal Visits Completed	296
Total Site Visits Completed	1581

IV. Goals

- Continue to hire for vacant full-time and part-time positions.
- Prepare all snow equipment for the upcoming season.
- Perform preventative maintenance and prepare all mowing equipment for storage.
- Continue fall grounds projects including field treatments, tree pruning, re-mulching, etc.
- Complete plans for all October break projects.
- Continue to be in all necessary planning meetings, walk-throughs', training, and construction meetings for both Bond Project and Capital Improvement Projects.
- Continue to monitor and manage the current MPS budget.
- Winterize all irrigation systems in October.

AGENDA SUMMARY SHEET

AGENDA ITEM: Food Service 1st Quarter Report

MEETING DATE: October 9, 2007

DEPARTMENT: Business

TITLE & BRIEF

DESCRIPTION: Food Service 1st Quarter Operating Highlights.

ACTION DESIRED: Approval Discussion Information Only

BACKGROUND: Overview of the Food Service operations for 1st Quarter of SY 2007.

OPTIONS AND

ALTERNATIVES: n/a

STRATEGIC PLAN

REFERENCE: n/a

IMPLICATIONS OF

ADOPTION/REJECTION: n/a

TIMELINE: Immediate.

RESPONSIBLE PERSON: Ken Fossen, Associate Superintendent (General Administration) and Scott Rodgers, Food Service General Manager (ARAMARK)

SUPERINTENDEN

APPROVAL: _____  _____



**Millard Public Schools
Quarterly Board Report
Quarter 1 – SY 2008**

Operational News and Highlights

Health Inspections: Through October 5, 2007, 30 of 33 kitchen sites have been inspected by the local health department. Rating/results:

Excellent: 29 schools
Excellent/Good: 1 school

Results by location are as follows:

SY 2008 Health Inspection Results					
School	Date	Rating	School	Date	Rating
Abbott Elementary	13-Sep-07	Excellent	Reagan Elementary	20-Sep-07	Excellent
Ackerman Elementary	13-Sep-07	Excellent	Reeder Elementary	18-Sep-07	Excellent
Aldrich Elementary	14-Sep-07	Excellent	Rockwell Elementary		
Black Elk Elementary	31-Aug-07	Excellent	Rohwer Elementary	31-Aug-07	Excellent
Bryan Elementary	29-Aug-07	Excellent	Sandoz Elementary	27-Aug-07	Excellent
Cather Elementary	29-Aug-07	Excellent	Wheeler Elementary	27-Aug-07	Excellent
Cody Elementary	5-Sep-07	Excellent	Willowdale Elementary	18-Sep-07	Excellent
Cottonwood Elementary	13-Sep-07	Excellent	Andersen Middle	28-Aug-07	Excellent
Disney Elementary	4-Sep-07	Excellent	Beadle Middle School	28-Aug-07	Excellent
Ezra Millard Elementary	14-Sep-07	Excellent	Central Middle School	27-Aug-07	Excellent
Harvey Oaks Elementary	24-Sep-07	Excellent	Kiewit Middle School	14-Sep-07	Excellent
Hitchcock Elementary	23-Aug-07	Excellent	North Middle School	29-Aug-07	Excellent
Holling Heights Elementary			Russell Middle School	31-Aug-07	Excellent
Montclair Elementary	29-Aug-07	Excellent	North High School	13-Sep-07	Excellent
Morton Elementary	24-Sep-07	Excellent	South High School	18-Sep-07	Excellent/Good
Neihardt Elementary			West High School	20-Sep-07	Excellent
Norris Elementary	27-Aug-07	Excellent			



Equipment Replacements: Charged to the food service fund, several new pieces of equipment were purchased to replace aging/failing equipment at the following locations:

- North Middle School: Combination Steamer/Convection Oven (**\$14K**)
Replaces Steamer/Steam Kettle
- Ackerman Elementary: Convection Oven (**\$13K**)
Replaces Convection Oven
- Disney Elementary: Standard Two-Door Freezer (**\$3K**)
Replaces Standard Two-Door Freezer
- Hitchcock Elementary: Standard Two-Door Refrigerator (**\$3K**)
Replaces Two-Door Refrigerator

Nutritional Wellness: Alliance For a Healthier Generation (AHG) Beverage policy implemented at all building levels. MPS Wellness Policy Standards rolled out at high school level in cafeterias, c-stores, and vending machines.

Programs: Breakfast in the classroom program in place at Norris Elementary. **We are** actively seeking other elementary level schools to implement this program. A marketing programs refresh is underway at all building levels.

Quarterly Standards Reviews: Quarterly standards reviews were conducted in all 33 buildings to determine levels of compliance in areas including but not limited to food safety (HACCP), employee safety, and sanitation. The audits review the kitchen for compliance in training, reporting, and procedures. First quarter inspection revealed that our levels of compliance are as follows:

Food Safety/HACCP: 96.7 percent
Employee Safety: 94.2 percent
Sanitation: 99.1 percent

PRIMA Update: ARAMARK Education has selected Millard Food Service as one of only two Phase II “discovery” sites for its PRIMA (Production, Recipes, Menus, Inventory, and Analysis) software. A Steering Committee comprise of 3 high school managers, 4 middle school managers, and 6 elementary school managers has been selected to advise our Service Line Expertise group as this software is tested and honed for frontline implementation nationwide.

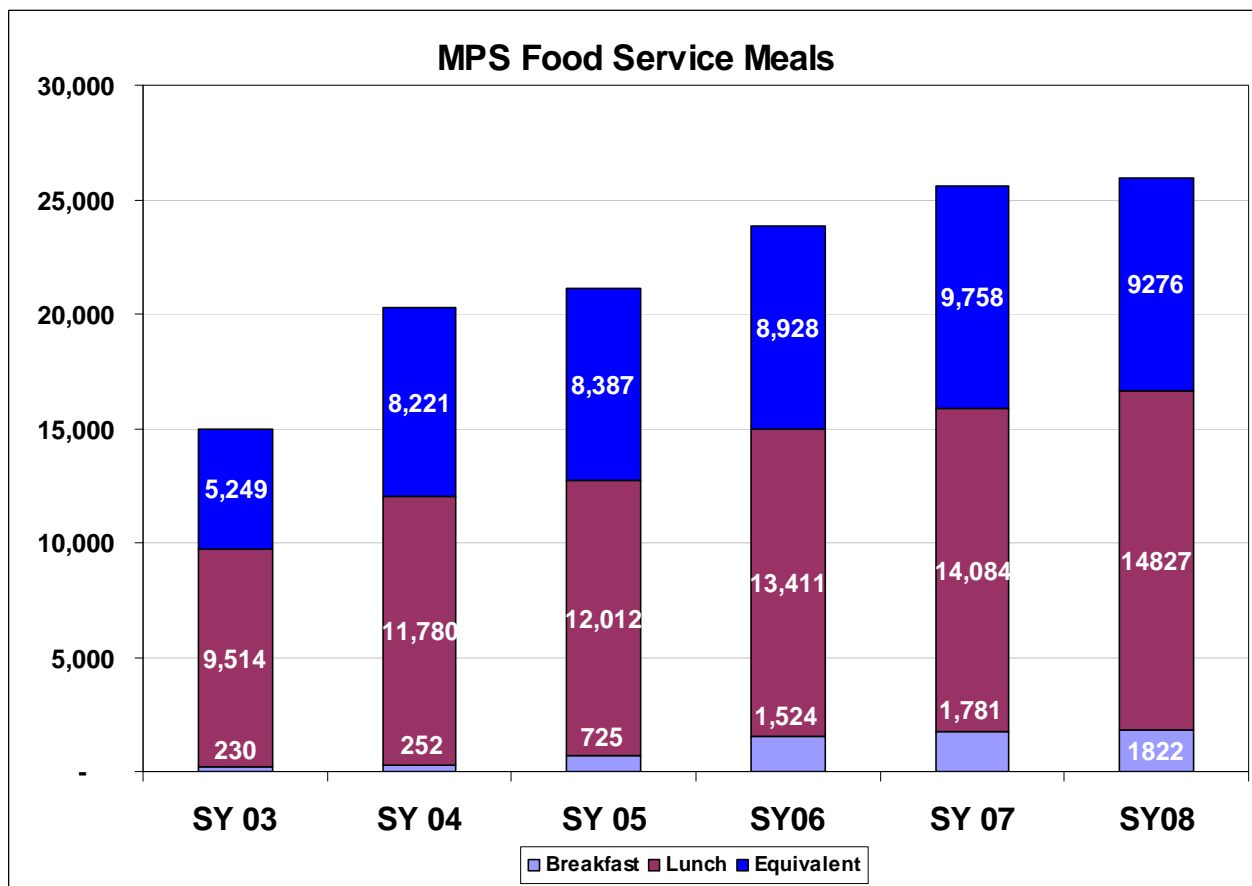
Meals and Participation

Thus far participation has grown in the area of qualifying meals despite some student discontent with the new AHG Beverage Policy and the MPS Wellness Policy. In the areas of both breakfast and lunch we have seen growth in our qualifying meals participation, but have experienced small loses in equivalent meals. These trends are depicted in the participation chart and meals graph, both displayed below:



MPS Food Service Participation

Meal Part	SY 2008 (YTD)	SY 2007	Increase (Decrease)
Qualifying Breakfast	8.99%	8.90%	.09%
Equivalent Breakfast	6.54%	8.43%	(1.89%)
TOTAL BREAKFAST	15.53%	17.33%	(1.80%)
Qualifying Lunch	73.18%	70.39%	2.79%
Equivalent Lunch	39.25%	40.28%	(1.03%)
TOTAL LUNCH	112.43%	110.67%	1.76%



Despite the challenges presented by the new policies going into effect, Millard Food Service is averaging a record-high 25,925 meals per day!



Financial Results

During the 1st Quarter of SY 2008, Millard Food Service yielded a net loss of \$62.6K. After transferring \$50.6 K to the building activity funds and \$17.4K to custodian fund, there is an operational subsidy of \$130.7K. The chart to the left shows a comparison between the 1st Quarter of SY 2007 and SY 2008

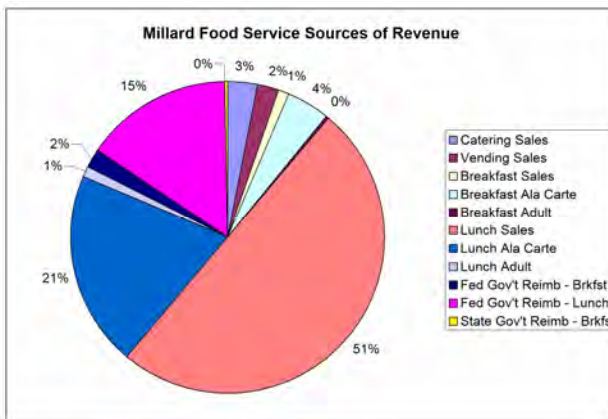
	1st Quarter	
	SY2008	SY2007
Total Income	\$ 1,607,668.03	\$ 1,537,157.27
ARAMARK Expenditures	\$ 979,240.77	\$ 824,924.69
Cost of Sales	654,549.71	616,300.74
Management Labor	50,835.46	36,366.78
Direct Expenses	235,935.51	142,242.77
Management Fees	37,920.09	30,014.40
District Expenditures	\$ 691,093.11	\$ 671,800.42
Wages: Salaried Managers	34,125.96	32,532.23
Wages and Benefits	608,493.16	575,200.31
Wages Student Helpers	2,818.20	
Paraprofessional	21,757.68	19,991.37
Other District Expense	12,438.52	36,651.62
Merchant Fees	11,459.59	7,424.89
GROSS RETURN	\$ (62,665.85)	\$ 40,432.16
Building Transfers	\$ 50,638.81	\$ 46,993.68
Custodial Transfers	\$ 17,462.61	\$ 16,235.29
NET RETURN	\$ (130,767.27)	\$ (22,796.81)

Sales: Sales Increased in the 1st Quarter of SY 2008 by 4.58 percent of prior year. There was the same number of service days during both periods. This growth was achieved on 2.66 percent enrollment growth, participation increases, and providing meals to the MPS Summer Kids Network program. Meals prices were not increased for a third year in a row. The sources of revenue are

depicted in the pie chart to the right.

ARAMARK Expenditures: ARAMARK expenditures increased 18.70 percent over the 1st Quarter of SY 2007. While this is certainly a significant increase, there were several mitigating factors that contributed to this increase in expenditures:

- **USDA Commodity Delivery Charges:** a change to the USDA invoicing procedures resulted in “advanced” payment of these charges versus prior year when billing did not commence until November. This resulted in an advanced payment of \$35.8K that will come back to the bottom line over the coming months.
- **POS License and Fees:** License and service fees for the computerized point-of sale system, totaling \$15K, was paid in August. This expense was not incurred until February in SY 2007.
- **Equipment Repairs and Replacement:** Total expense for these two accounts was \$71K, and increase of \$54K versus prior year. The opening of a new school (Reagan Elementary) and some aging equipment both contributed to this increase.



Aside from the advanced payments and increased equipment repair and replacement cost, cost of goods sold (food) increased slightly over prior year, due largely to the fact that Millard Food Service has lost its favorable beverage pricing with the expiration of an 8 year exclusive contract with Coca-Cola.



District Expenditures: District expenditures increased with annual wage increases, as well as an increase to building activity fund transfers (7.76%), custodial transfers (7.56%), and paraprofessional transfers (8.83%). Millard Food Service continues to absorb the merchant fees for MyLunchMoney.com as a benefit to the taxpayers. Merchant fees increased in the 1st Quarter by 54.3% over the same period in the prior year.

Objectives

Despite the financial challenges created by equipment issues and heightened nutritional standards, the outlook for Millard Food Service in SY2008 remains positive. ARAMARK continues to leverage its many partnerships and apply its ingenuity to produce successful outcomes for Millard Food Service. Our goals and objectives for the remainder of SY 2008:

- Continue to increase nutritional awareness throughout the Millard community.
- Continue to refresh our operation with new looks and new products.
- Offer and implement new programs on the building level.

As we accomplish the ongoing objectives Millard Food Service will continue to increase sales and participation while changing the culture to an increasingly health-conscious student population.



AGENDA ITEM: Dual Enrollment Programs

MEETING DATE: October 15, 2007

DEPARTMENT: Educational Services

TITLE AND BRIEF DESCRIPTION: Dual Enrollment Programs

ACTION DESIRED: INFORMATION ONLY X

BACKGROUND: On November 20, 1995, the Millard Public Schools approved participation by the three high schools in the Peru State College Early Entry Program, and on August 11, 2003, Millard Public Schools approved a UNO dual enrollment option. These programs have allowed students enrolled in selected Advanced Placement courses to take the course for high school credit at the same time as they pay tuition and receive transferable credit through Peru State College and/or UNO. Course opportunities at UNO have increased annually, while opportunities through Peru State College have declined to a point where, through mutual agreement, we are no longer offering dual enrollment through Peru State as of the 2007-2008 school year.

RECOMMENDATIONS: N/A

STRATEGIC PLAN REFERENCE: N/A

TIMELINE: N/A

RESPONSIBLE PERSON(S): Nancy Johnston, Susan Marlatt, Dr. Vicki Kaspar, and Dr. Deb Kolc

ASSOCIATE SUPERINTENDENT'S APPROVAL: Marc W. Steinhilber
(Signature)

SUPERINTENDENT'S APPROVAL: Scott W. Lutz

BOARD ACTION:

Peru State College

2006-2007	# students	Cred Hrs	Total Cred
AP Eng - 1	2	3	6
AP Eng - 2	3	3	9
AP US Hist - 1	2	3	6
AP US Hist - 2	2	3	6
AP Econ	2	3	6
AP Psych	2	3	6

Total **13** **39**

2005-2006	# students	Cred Hrs	Total Cred
AP Eng - 1	30	3	90
AP Eng - 2	5	3	15
AP Calc - 1	0	5	0
AP Calc - 2	0	5	0
AP US Hist - 1	4	3	12
AP US Hist - 2	1	3	3
AP Econ - 2	0	3	0
AP Psych	1	3	3

Total **41** **123**

2004-2005	# students	Cred Hrs	Total Cred
AP Eng - 1	9	3	27
AP Eng - 2	18	3	54
AP Calc - 1	3	5	15
AP Calc - 2	0	5	0
AP US Hist - 1	0	3	0
AP US Hist - 2	0	3	0
AP Econ - 2	0	3	0
AP Psych	0	3	0

University of Nebraska Omaha

2006-2007	# students	Cred Hrs	Total Cred
AP Eng - 1	100	3	300
AP Eng - 2	84	3	252
AP Calc - 1	28	5	140
AP Calc - 2	9	5	45
AP US Hist - 1	66	3	198
AP US Hist - 2	56	3	168
AP Euro Hist - 1	97	3	291
AP Euro Hist - 2	89	3	267
AP Physics - 1	24	4	96
AP Physics - 2	19	4	76
AP Psych	115	3	345
AP German	6	3	18
AP French	11	3	33
AP Spanish	16	3	48
AP Biology - 1	53	5	265
AP Biology - 2	51	5	255

Total **824** **2797**

2005-2006	# students	Cred Hrs	Total Cred
AP Eng - 1	102	3	306
AP Calc - 1	47	5	235
AP Calc - 2	14	5	70
AP US Hist - 1	68	3	204
AP US Hist - 2	51	3	153
AP Euro Hist - 1	65	3	195
AP Euro Hist - 2	71	3	213
AP Physics - 1	10	4	40
AP Physics - 2	5	4	20
AP Psych	100	3	300

Total **533** **1736**

2004-2005	# students	Cred Hrs	Total Cred
AP Eng - 1	81	3	243
AP Calc - 1	39	5	195
AP Calc - 2	24	5	120
AP US Hist - 1	63	3	189
AP US Hist - 2	49	3	147
AP Euro Hist - 1	137	3	411
AP Euro Hist - 2	121	3	363
AP Psych	120	3	360

Total	30	96		Total	634	2028	
	#	Cred	Total		#	Cred	Total
2003-2004	students	Hrs	Cred	2003-2004	students	Hrs	Cred
AP Eng - 1	48	3	144	AP Eng - 1	0		
AP Eng - 2	11	3	33	AP Eng - 2	67	3	201
AP Calc - 1	3	5	15	AP Calc - 1	40	5	200
AP Calc - 2	1	5	5	AP Calc - 2	20	5	100
AP US Hist - 1	28	3	84	AP Euro Hist - 1	75	3	225
AP US Hist - 2	26	3	78	AP Euro Hist - 2	62	3	186
AP Econ - 2	5	3	15	AP Psych	92	3	276
AP Psych	19	6	114				
Total	141		488	Total	356		1188
	#	Cred	Total				
2002-2003	students	Hrs	Cred				
AP Bio - 2	0	4	0				
AP Eng - 1	68	3	204				
AP Eng - 2	65	3	195				
AP Calc - 1	3	5	15				
AP Calc - 2	1	5	5				
AP US Hist - 1	33	3	99				
AP US Hist - 2	27	3	81				
AP Econ - 2	5	3	15				
AP Psych - 1	69	6	414				
Total	271		1028				
	#	Cred	Total				
2001-2002	students	Hrs	Cred				
AP Bio - 2	5	4	20				
AP Eng - 1	56	3	168				
AP Eng - 2	52	3	156				
AP Calc - 1	6	5	30				
AP Calc - 2	3	5	15				
AP US Hist - 1	28	3	84				
AP US Hist - 2	32	3	96				
AP Econ - 2	3	3	9				
AP Psych - 1	69	6	414				
Total	254		992				

Bold = new courses added

AGENDA SUMMARY SHEET

AGENDA ITEM: Advanced Placement Program Report

MEETING DATE: October 15, 2007

DEPARTMENT: Educational Services and Planning & Evaluation

TITLE AND BRIEF DESCRIPTION: Advanced Placement Program Report

ACTION DESIRED: INFORMATION ONLY X

BACKGROUND: During the 2006-07 academic year, schools provided eighteen A.P. courses. These included: U.S. History, Biology, Calculus AB and BC, Chemistry, Computer Science, English Literature, English Language, European History, French, German, Latin, Macro Economics, Music Theory, Physics B, Psychology, Spanish, and Statistics. Students also take A.P. tests in areas for which A.P. courses are not currently offered. Examples this past year include: Art History, Computer Science A, Physics C-E & M, and Physics C – Mechanics, Government & Politics Comparative and Government & Politics U.S. Summarized data is listed below. The cost of taking a 2005 AP exam was \$83.00.

An AP exam plan was implemented in 2005-06, with the objective to increase the number of students taking the AP exam annually. The goal for 2006-07 was a testing rate of at least 45% of students taking courses and to help assure that students would make a serious effort to do well on the exam. In 2006-07 the test completion rate was 57%.

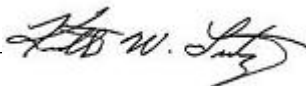
	North High			South High			West High			District Totals		
	04-05	05-06	06-07	04-05	05-06	06-07	04-05	05-06	06-07	04-05	05-06	06-07
Course Enrollment	746	776	794	608	683	907	706	762	1074	2060	2221	2775
Test Enrollment	290	334	520	141	221	482	163	293	571	594	847	1573
No Course/ Test Enrollment	32	43	2	19	20	5	1	5	3	52	68	10
(not included in numbers above)												

RECOMMENDATIONS: The recommendation is to continue to encourage students to take AP courses, especially students who may attend college. Continue to increase the percentage of test enrollment for AP exams. Consider the addition of additional AP courses in the future.

STRATEGIC PLAN REFERENCE: Strategies 5.4, 5.5, 5.6, 5.7 - District Action Plans have been put in place to address creating an AP culture, providing systematic training and support for AP teachers, and ensuring AP curriculum for all AP courses is aligned with College Board standards for Advanced Placement exams.

RESPONSIBLE PERSON: Jon Lopez, Nancy Johnston, Mark Feldhausen

SUPERINTENDENT’S APPROVAL:

_____  _____

Advanced Placement Courses

Advanced Placement Courses follow the curriculum recommendations of the College Board. The course and corresponding test provide for a rigorous, fast paced, college level class. Millard offers 18 Advanced Placement courses. Students may also choose to test in other areas identified by the College Board. We do have some students who choose to take exams even though we do not provide a corresponding course specifically preparing students in those curricular areas. Examples this past year include: English (Language), Physics C – Electricity and Magnetism, Physics C – Mechanics, Micro Economics, Government and Politics Comparative and Government and Politics U.S. and World History.

Advanced Placement Strategy & Action Plans

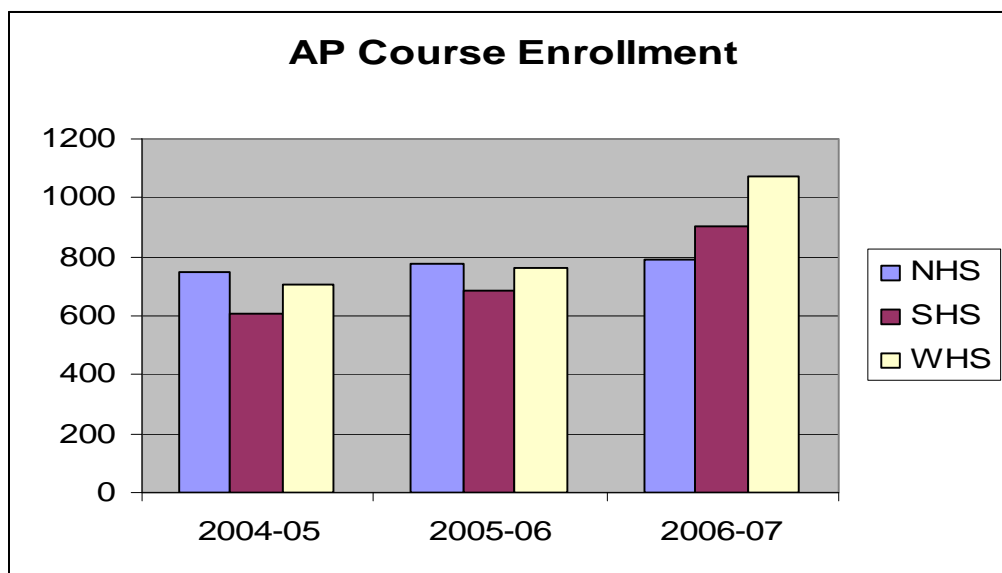
Strategy 5 We will develop and implement plans to increase student participation in, and performance on, measures of national and international educational excellence.

There are four Action Plans that addressed Advanced Placement topics. They are:

- 5.4 Create an Advanced Placement (*AP*®) Culture
- 5.5 Develop systematic plan for training and support of Advanced Placement (*AP*®) teachers
- 5.6 Ensure Advanced Placement (*AP*®) curriculum alignment across all levels with College Board standards for *AP*® exams.
- 5.7 Increase student participation in and performance on Advanced Placement (*AP*®) exams.

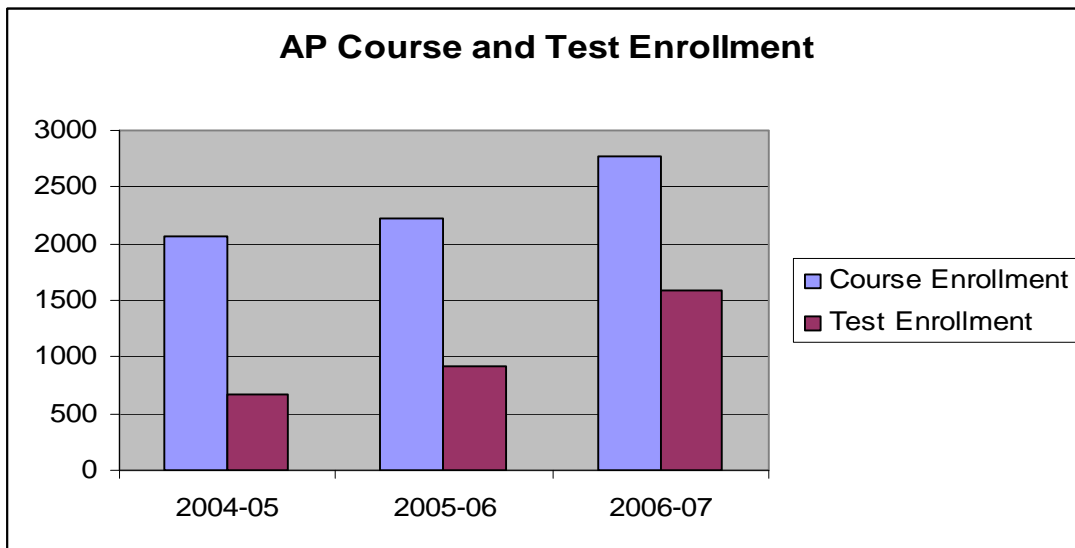
Student Enrollment in Advanced Placement Courses

Overall, there has been an increase in enrollment in Advanced Placement classes by students over the last three years.



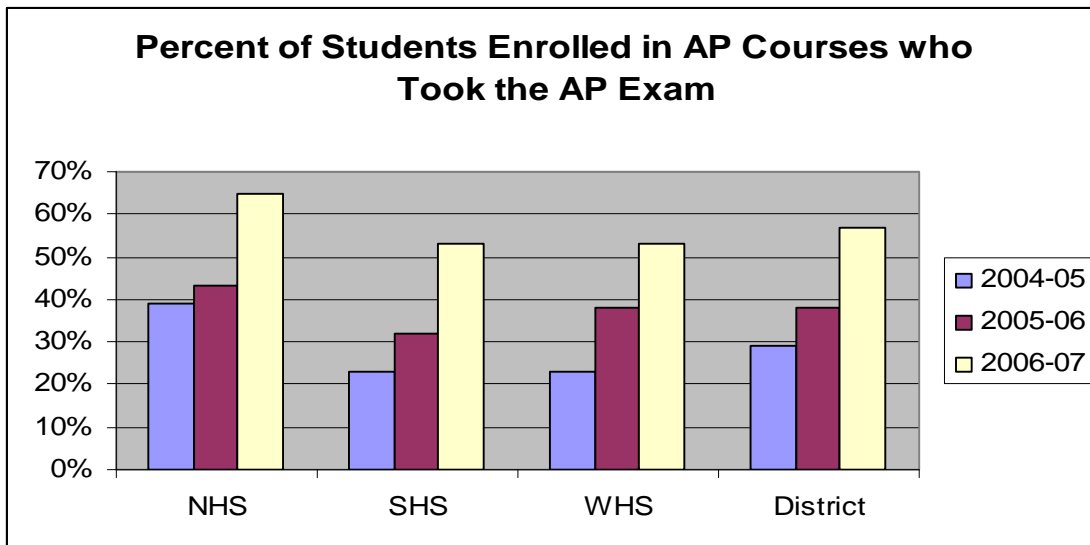
Student Test Enrollment

The focus of testing is to provide students the opportunity to take a national test. Students may compare their testing results with students nationally who are taking the same exam. Test enrollment has increased yearly.



AP[®] Exam Plan

According to the AP Exam Plan, it is expected that there will be an annual increase in the number of students enrolled in AP classes who also take the AP[®] exam. The percentage of student course enrollment taking the AP exam in 2004-05 was 29%. The target goal for 2005-06 was 35%. The total student course enrollment testing for 2005-06 was 38%. The test enrollment goal for 2006-07 was 45%. The total student course enrollment testing for 2006-07 was 57%.



Test Scores

Advanced Placement Examination grades are reported on a five-point scale as follows:

5=Extremely well qualified;

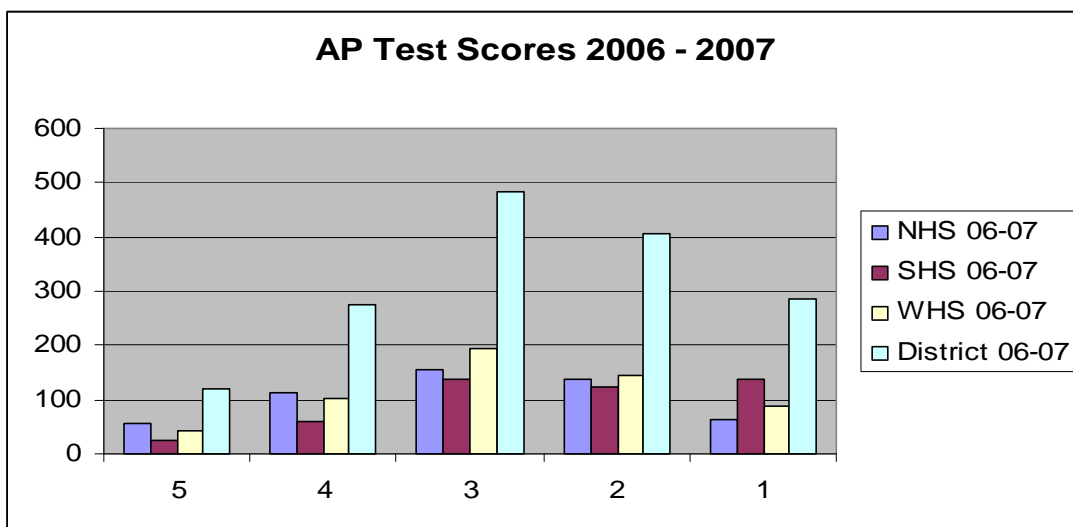
4=Well qualified;

3=Qualified;

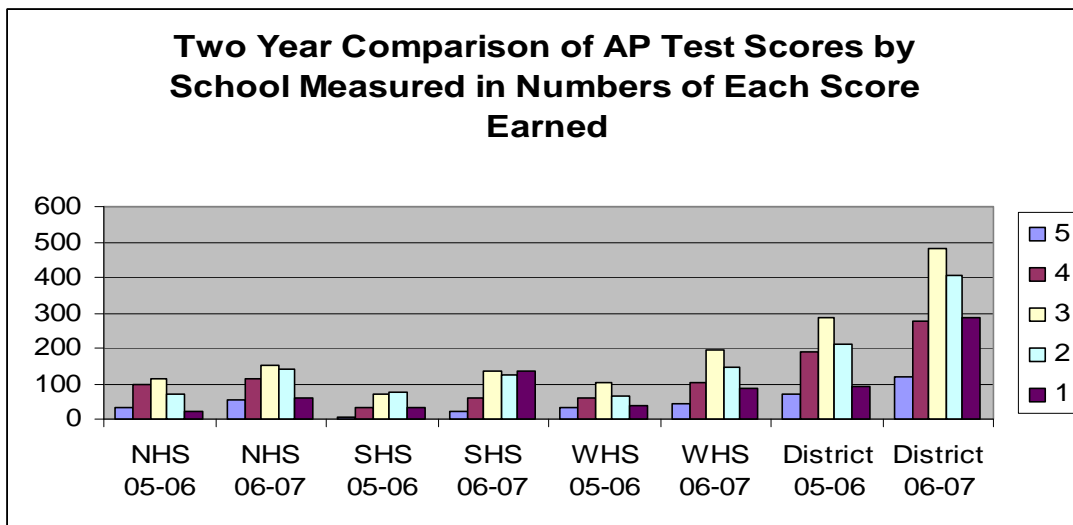
2=Possibly qualified;

1=No recommendation

These grade categories are designed to reflect achievement scores in the AP[®] course that is analogous to performance in a comparable college course. Of the students taking AP[®] exams in Millard in 2006-07, 56% of students testing earned a score of 3, 4, or 5.



Comparison of district scores from last year to this year show that the number of students performing at high levels on this national measure has increased at each building and at the district level.



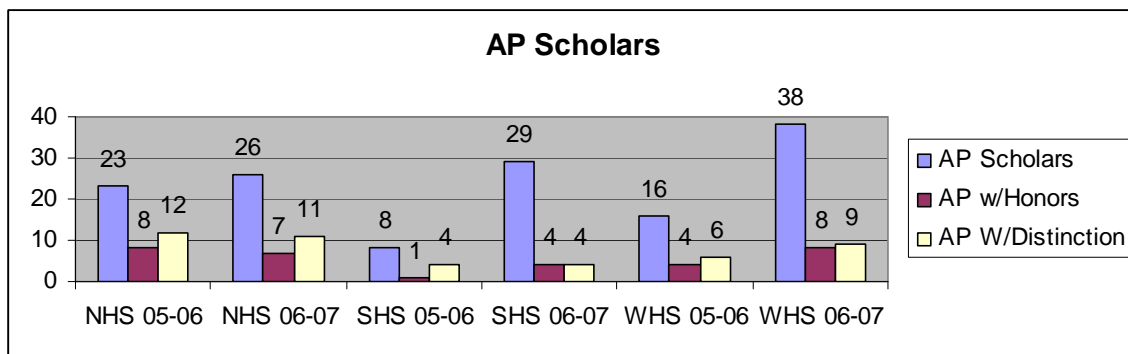
AP[®] Scholars

The College Board recognizes students who have distinguished themselves academically by announcing AP[®] award recipients.

- AP Scholars = Grades of 3 or higher on 3 or more AP exams (full year courses)
- AP Scholars with Honors = Average grade of 3.25 or higher on all AP exams taken; 3 or higher on 4 or more exams (full year courses)
- AP Scholars with Distinction = Average grade of 3.5 on all AP exams taken; grades of 3 or higher on 5 or more exams (full year courses)

The College Board designates 2 State Scholars per state, one male and one female, with grades of 3 or higher on the greatest number of AP[®] Exams, and then the highest average grade (at least 3.5) on all AP[®] Exams taken. Millard West High School had one of the two Nebraska State Scholars.

The College Board designates National AP[®] Scholars to students who receive an average grade of at least 4 on all AP[®] Exams taken, and grades of 4 or higher in eight or more of these exams. This past year, each of our three high schools had a national scholar.



Post Graduate Surveys reveal upward trend in both AP course enrollment and AP exam taking

The five-year post graduate survey conducted in June of 2007 with the graduates of 2002 reveals that 58% of them took at least one Advanced Placement[®] course, and 24% of those who took such a course also took the AP[®] exam. Among those who took an exam, 60% reported that they earned college or university credit or had courses waived on the basis of their exam grade. This translates into 15% of the graduates of 2002 having courses waived or receiving college credit or having courses waived as a result of scoring well on an AP[®] exam in high school.

The exiting senior survey conducted among the graduates of 2007 indicated that 57% of the respondents took at least one AP[®] course and 36% of those who took a class also took at least one AP[®] exam.

The one-year post graduate study conducted in June of 2006 with the graduates of 2005 shows that 64% of that class took at least one AP[®] course and 35% of the survey respondents took at least one exam. Among those who reported taking an AP[®] exam, 67% stated that they either received college credit or had a college course waived. This translates to 23% of the graduates *overall* having earned college credit or having courses waived.

AGENDA SUMMARY SHEET

Agenda Item: Personnel Report 2007-08

Meeting Date: October 15, 2007

Department Human Resources

Title and Brief

Description: Human Resource Personnel Report 2007-08

Action Desired: Report Only

Background: The annual Personnel Report contains information regarding the District's staffing level, classroom enrollment averages, teacher preparation, experience and student teacher internships. Report highlights include:

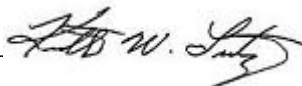
- The staff to administrator ratio increased from 28.4 to 1 to 28.7 to 1. This is an all time high indicating that we continue to keep administrative costs down when compared to student and staff growth. In addition, the ratio of administrators to teachers grew (18.8 to 1).
- During the spring and summer of 2006 we implemented a new on-line application system. During the 2006-07 school year we made improvements to this process which enabled us to improve our recruiting efforts.
- We hosted 105 student teachers in Millard during the 2006-07 school year.
- A historical look at personnel distribution and ratios between staff positions is provided along with graphs to illustrate trends since 1976.
- Information regarding retention percentages of teachers hired over the last five years is included. We had three rookie teachers not return for the 2007-08 school year. Two of the teachers had contracts expire and were not selected for open positions. The other teacher relocated.
- The information provided is a "snapshot" of information that can change from day-to-day and year-to-year. As a result, staff changes reflect the difference in the "snapshot" from September '06 to September '07

Recommendations: Report Only

Responsible

Persons: Dr. Jim Sutfin, Dr. Kirby Eltiste, Mr. Chad Meisgeier, Ms. Jeanine Beaudin

Superintendent's Signature: _____





Personnel Report

2007-08

TABLE OF CONTENTS

Personnel Distribution	1
Administrators	2
Teachers	3-5
School Nurses	6
Professional/Technical Specialists	7-9
Educational Paraprofessionals	10
Custodial / Maintenance	11
Food Service	12
Substitutes	13
Elementary Classroom Average.....	14
Secondary Classroom Averages by Subject Area	15
Teacher & Administrator Demographics	16-26
Staff Terminations by Reason.....	27
Teacher Retention for Last 5 Years.....	28
Colleges Where Degrees were Attained.....	29-33
Applicants and Interviews.....	34-37
Recruiting.....	38
New Staff Facts for Recruitment Class of 07-08	39-41
Student Teachers	42-43
Personnel Distribution and Ratios	44-48
Staff Absences	49
Employee Assistance Program.....	50

Personnel Distribution

Full-time Equivalency

Employee Class	Staff F.T.E. '06-'07	Staff F.T.E. '07-'08	F.T.E. Change
Administrators	85.00	87.00	2.00
Teachers	1581.55	1632.95	51.40
School Nurses	14.60	14.80	0.20
Professional Technical Salaried	42.90	46.50	3.60
Professional Technical Hourly	158.61	167.25	8.64
Educational Paraprofessionals	301.47	312.88	11.41
Custodial/Maintenance	180.06	187.56	7.50
Food Service	127.08	132.34	5.26
Totals	2491.27	2581.28	90.01

Employee Count

Employee Class	Staff Count '06-'07	Staff Count '07-'08	# Change
Administrators	85	87	2.00
Teachers	1623	1670	47.00
School Nurses	15	15	0.00
Professional Technical Salaried	45	49	4.00
Professional Technical Hourly	172	182	10.00
Educational Paraprofessionals	391	405	14.00
Custodial/Maintenance	187	193	6.00
Food Service	164	166	2.00
Totals	2682	2767	85.00

Date: 9/19/07

Administrator Positions

Class	Title	Filled FTE
A010	SUPERINTENDENT	1.00
A020	ASSOC SUPT GENERAL ADMIN	1.00
A030	ASSOC SUPT EDUC SERV	1.00
A060	ASSOC SUPT HR	1.00
A110	EXEC DIR PLANNING & EVAL	1.00
A120	EXEC DIR TECHNOLOGY	1.00
A200	DIR EMPLOYEE RELATIONS	1.00
A210	DIR PERSONNEL	1.00
A220	DIR ADMIN AFFAIRS	1.00
A230	DIR COMMUNICATIONS	1.00
A240	DIR PUPIL SERVICES	1.00
A250	DIR STAFF DEVELOPMENT	1.00
A260	DIR ELEM & EARLY CHILD ED	1.00
A270	DIR SECONDARY ED	1.00
A280	DIR SPED	1.00
A300	DIRECTOR OF ACTIVITIES	1.00
A320	ADM SPEC PROG& COMPLIANCE	1.00
A324	COORD MONTESSORI	1.00
A330	COORD SPECIAL PROJECTS	1.00
A340	COORD K-5 SPED PROG	1.00
A350	COORD 6-12 SPED PROG	1.00
A354	COORD SPED RELSRV&YNGADLT	1.00
A360	COORD PRE-SCHOOL SPED	1.00
A401	ELEM PRINCIPAL	24.00
A402	MDL SCH PRINCIPAL	6.00
A403	HS PRINCIPAL	3.00
A421	ELEM ASST PRINCIPAL	3.00
A422	MDL SCH ASST PRINCIPAL	12.00
A423	HS ASST PRINCIPAL	12.00
A443	HS ACTIVITY DIRECTOR	3.00
A463	MLC PRINCIPAL	1.00
TOTAL		87.00

Date: 9/25/07

Teacher Positions

Class	Title	Filled FTE
C001	ADMIN INTERN	1.00
C011	MONTESSORI PRESCHOOL TCHR	3.00
C051	PRESCHOOL TEACHER	2.00
C091	KINDERGARTEN TEACHER	76.00
C111	GRADE 1 TEACHER	78.00
C121	GRADE 2 TEACHER	76.50
C131	GRADE 3 TEACHER	71.50
C141	GRADE 4 TEACHER	69.00
C151	GRADE 5 TEACHER	68.00
C162	GRADE 6 TEACHER	68.00
C301	CORE TEACHER	12.00
C311	MONTESSORI TEACHER	18.00
C312	MONTESSORI TEACHER	3.00
C321	ART TEACHER	2.00
C322	ART TEACHER	8.25
C323	ART TEACHER	13.07
C333	BUSINESS TEACHER	19.66
C352	LANGUAGE ARTS TEACHER	32.90
C353	LANGUAGE ARTS TEACHER	64.25
C362	READING TEACHER	7.00
C363	READING TEACHER	2.00
C381	WORLD LANGUAGE TEACHER	1.00
C382	WORLD LANGUAGE TEACHER	28.50
C383	WORLD LANGUAGE TEACHER	39.50
C412	FAMILY CONSUMER SCI TCHR	10.25
C413	FAMILY CONSUMER SCI TCHR	15.16
C432	INDUSTRIAL TECH TEACHER	9.00
C433	INDUSTRIAL TECH TEACHER	17.66
C452	COMPUTER TEACHER	11.50
C453	COMPUTER TEACHER	1.00
C462	MATH TEACHER	26.75
C463	MATH TEACHER	57.00
C472	SCIENCE TEACHER	26.40
C473	SCIENCE TEACHER	50.66
C492	SOCIAL STUDIES TEACHER	26.20
C493	SOCIAL STUDIES TEACHER	53.50
C513	NEW FRONTIER TEACHER	4.00

Date: 9/25/07

Teacher Positions

Class	Title	Filled FTE
C531	VOCAL MUSIC TEACHER	25.85
C532	VOCAL MUSIC TEACHER	8.75
C533	VOCAL MUSIC TEACHER	3.50
C54I	INSTR MUSIC TEACHER	14.70
C55I	ORCHESTRA TEACHER	8.80
C572	HEALTH TEACHER	4.50
C591	PHYSICAL ED TEACHER	24.70
C592	PHYSICAL ED TEACHER	14.25
C593	PHYSICAL ED TEACHER	21.25
C611	ELEM COUNSELOR	11.40
C612	MDL SCH COUNSELOR	17.00
C613	HIGH SCH COUNSELOR	19.00
C620	MEDIA SPECIALIST	1.00
C621	MEDIA SPECIALIST	22.77
C622	MEDIA SPECIALIST	6.50
C623	MEDIA SPECIALIST	6.00
C631	READ TEACHER	20.65
C641	EARLY LIT INT (ELI) TCHR	8.50
C652	LEARNING CTR TEACHER	5.50
C653	LEARNING CTR TEACHER	3.00
C66I	ELL TEACHER	10.50
C670	CHAPTER 1 PRESCHOOL TCHR	5.00
C671	CHAPTER 1 TEACHER	7.00
C682	HIGH ABILITY LRNER TCH	4.00
C693	RETEACHING TEACHER	0.50
C710	MEP TECH FACILITATOR	4.00
C711	TECHNOLOGY LEADER	1.00
C712	TECHNOLOGY LEADER	0.50
C720	TCHR INDUCTION PROG SPRT	0.54
C721	INSTR FACILITATOR	11.78
C733	INSTRUCTIONAL DEPT HEAD	1.00
C741	MEP FACILITATOR	4.00
C743	MEP FACILITATOR	6.00
C751	CADRE ASSOCIATE	5.00
C770	MEA PRESIDENT	1.00
C811	SPED PROGRAM FACILITATOR	3.00
C823	SPED ADAPTIVE PE TEACHER	1.00

Date: 9/25/07

Teacher Positions

Class	Title	Filled FTE
C831	SPED RESOURCE TEACHER	40.00
C832	SPED RESOURCE TEACHER	26.50
C833	SPED RESOURCE TEACHER	30.50
C841	MULTI CAT SPED TCHR ELM	11.00
C842	MULTI CAT SPED TCHR MS	4.00
C843	MULTI CAT SPED TCHR HS	6.00
C851	SPED MH TEACHER	6.00
C852	SPED MH TEACHER	3.00
C853	SPED MH TEACHER	6.00
C861	SPED BD TEACHER	4.00
C862	SPED BD TEACHER	4.00
C873	SPED VOC SPEC NEEDS TCHR	2.00
C883	SPED MLC TEACHER	4.00
C891	AUDIOLOGIST	1.00
C90I	SPEECH PATHOLOGIST	55.00
C913	SPED VISION IMPAIRED TCHR	2.80
C922	SPED BEHAVIOR SPECIALIST	3.00
C931	SPED INFANT TEACHER	3.00
C941	SPED PRESCHOOL TEACHER	13.50
C952	SPED HOMEBOUND TCHR MS	1.00
C961	EARLY CHLDHD LITERACY TCH	2.00
C97I	SCHOOL PSYCHOLOGIST	18.00
TOTAL		1,632.95

Date: 9/19/07

School Nurse Positions

Class	Title	Filled FTE
E100	NURSE DEPT. HEAD	0.30
E20I	SCHOOL NURSE	14.50
TOTAL		14.80

Date: 9/24/07

Professional Technical Salaried Positions

Class	Title	Filled FTE
G110	HUMAN RESOURCE RECRUITER	1.00
G210	RESEARCH ASSOCIATE	2.00
G310	GRANT/VOLUNTEER COORD	1.00
G333	COMMUNITY COUNSELOR	3.50
G342	SCHOOL SOCIAL WORKER	1.50
G343	SCHOOL SOCIAL WORKER	1.00
G351	OCCUPATIONAL/PHYSICAL TPY	5.90
G353	OCCUPATIONAL/PHYSICAL TPY	3.60
G401	SYSTEMS ANALYST	1.00
G421	NETWORK SUPPORT SPEC	4.00
G431	TECHNOLOGY FACILITATOR 1A	6.00
G441	TECHNOLOGY FACILITATOR 2A	2.00
G443	TECHNOLOGY FACILITATOR 2A	1.00
G450	TELECOMMUNICATIONS SPEC	1.00
G473	TECHNOLOGY SPECIALIST	2.00
G500	ACCOUNTING MANAGER	1.00
G510	INTERNAL AUDITOR/SP PROJ	1.00
G520	DISTRICT ACCOUNTANT	1.00
G600	GENERAL MANAGER SSC	1.00
G610	WAREHOUSE MANAGER	1.00
G620	PURCHASING AGENT	1.00
G630	TRANSPORTATION MANAGER	1.00
G640	PROJECT MANAGER	1.00
G810	FOOD SERVICE SUPERVISOR	2.00
TOTAL		46.50

Date: 9/24/07

Professional Technical Hourly Positions

Class	Title	Filled FTE
J010	EX SEC TO SUPERINTENDENT	1.00
J020	ADMIN AFFAIRS SECRETARY	1.00
J030	COMMUNICATIONS SECRETARY	1.00
J040	ACTIVITIES-HR-AD SECRETRY	1.00
J110	HR SPECIALIST CERT STAFF	1.00
J120	HR SPEC CLASSIFIED STAFF	1.00
J130	EMPLOYEE RELATIONS SPEC	1.00
J140	HR RECORDS SPECIALIST	1.00
J150	RECEPTIONIST	1.00
J160	HR SPEC SUB TEACHERS	1.00
J200	RESEARCH ASSISTANT	1.00
J210	RESEARCH SECRETARY	1.00
J220	STUDENT RECORDS SECRETARY	1.00
J240	SECRETARY DIR PUPIL SERV	1.00
J250	SCHOOL PSYC SECRETARY	1.00
J260	PUPIL SERVICES SECRETARY	2.00
J300	EXEC SEC ASSOC SUPT EDSRV	1.00
J310	SECRETARY TO DIR STAFFDEV	1.00
J320	SECRETARY TO DIR ELED	1.00
J330	TITLE I/ECE SECRETARY	1.00
J340	ED SERV PROG SECRETARY	1.00
J34B	BILINGUAL FAM-SCH LIAISON	1.00
J350	SECRETARY TO DIR SECED	1.00
J360	SECRETARY TO DIR SPED	1.00
J370	SPED SECRETARY I	1.50
J380	SPED PRE-SCH SECRETARY I	1.00
J400	SCTRY-ASST SUPT TECHNOLGY	1.00
J410	TECH HELP DESK SPECIALIST	1.00
J440	TECHNOLOGY RECEPTIONIST	1.00
J500	EXEC SEC ASSOC SUPT GENAD	1.00
J510	ACCOUNTING SPECIALIST	1.00
J520	PAYROLL SPECIALIST	2.00
J540	ACCTS PAYABLE ASSISTANT	2.00
J560	DUPLICATION CLERK	1.50
J600	SUPPORT SERV SECRETARY II	1.00
J610	MAINTENANCE SECRETARY	2.00
J620	WAREHOUSE/MEDIA SECRETARY	2.00

Date: 9/24/07

Professional Technical Hourly Positions

Class	Title	Filled FTE
J630	CATALOGER 12MO	1.00
J640	MEDIA-SSC 10MO SECRETARY	1.00
J713	HS SECURITY GUARD	12.13
J723	HS OUTSIDE SECURITY GUARD	3.00
J800	FOOD SERV BOOKKEEPER/SEC	1.00
J830	SPED VAN DRIVER	2.19
J840	SPED PRESCHOOL VAN DRIVER	16.69
J850	TRANSPORTATION SECRETARY	0.63
J860	SPED VAN DRIVER/JOB COACH	2.50
J902	SECRETARY 12MO MDL SCH	6.00
J903	SECRETARY 12 MO HIGH SCH	8.00
J913	HS ACCOUNTING CLERK	4.00
J921	ELEM SECRETARY 10 MO	24.00
J922	MDL SCH SECRETARY 10 MO	14.00
J923	HS SECRETARY 10 MO	24.00
J933	HS SWIM SUPERVISOR	0.38
J943	HS ACCOMPANIST	1.75
J982	TAP INTERN	2.00
TOTAL		167.25

Date: 9/24/07

Educational Para-Professional Positions

Class	Title	Filled FTE
K101	PRESCHOOL ED PARA	4.53
K111	PRESCH MONTESSORI ED PARA	7.16
K201	GENERAL ED PARA	78.43
K202	GENERAL ED PARA	16.40
K203	GENERAL ED PARA	11.25
K211	ELI ED PARA	7.34
K221	MONTESSORI ED PARA	0.50
K241	RETEACHING PARA	9.01
K242	RETEACHING PARA	1.00
K243	RETEACHING PARA HS	1.44
K301	PRESCHOOL SPED PARA	15.75
K311	RESOURCE SPED PARA	28.30
K312	RESOURCE SPED PARA	24.11
K313	RESOURCE SPED PARA	12.13
K321	MULTI-CAT SPED PARA	10.58
K341	BD SPED PARA	6.50
K342	BD SPED PARA	8.94
K343	BD SPED PARA	0.81
K351	MH SPED PARA	10.81
K352	MH SPED PARA	11.80
K353	MH SPED PARA	14.75
K361	VI SPED ED PARA	0.81
K362	VI SPED ED PARA	0.81
K373	YOUNG ADULT PARA	8.13
K400	CHAPTER 1 PRESCHOOL PARA	2.56
K411	ELL PARA	2.09
K412	ELL PARA	0.81
K501	KIDS NETWORK PARA	16.13
TOTAL		312.88

Date: 9/24/07

Custodial / Maintenance Positions

Class	Title	Filled FTE
M010	CUSTODIAN SPEC PROJECTS	1.00
M023	CUSTODIAN I DEPT HEAD HS	4.00
M030	DAY CUSTODIAN II	1.00
M031	DAY CUSTODIAN II	23.00
M040	CUSTODIAN I	1.00
M042	DAY CUSTODIAN I MS	7.00
M043	DAY CUSTODIAN I HS	7.00
M050	NIGHT CUSTODIAN I	1.00
M051	NIGHT CUSTODIAN I ELEM	21.00
M052	NIGHT CUSTODIAN I MS	16.00
M053	NIGHT CUSTODIAN I HS	23.00
M071	CUSTODIAN 10-MONTH ELEM	12.19
M072	CUSTODIAN 10-MONTH MS	6.00
M073	CUSTODIAN 10-MONTH HS	11.25
M080	PT CUSTODIAN 12-MO	0.50
M090	PT DELIVERY DRIVER	0.63
M110	DELIVERY DRIVER	3.00
M120	WAREHOUSE ASSISTANT	1.00
M130	GENERAL LABORER	1.00
M310	DISTRICT GROUNDS LEADER	6.00
M320	DIST GROUNDS ASSISTANT	5.00
M330	GROUNDS ASST 10-MONTH SSC	5.00
M400	AUTO MECHANIC	1.00
M510	CHIEF ENGINEER	1.00
M520	MECHANICAL TECHNICIAN	2.00
M530	ELECTRICIAN	1.00
M543	SR HI DAY ENGINEER	4.00
M553	SR HI NIGHT ENGINEER	2.00
M560	PREV MAINTENANCE ENGINEER	4.00
M570	PM TECH 1	1.00
M572	MS DAY ENGINEER/CUST III	5.00
M582	CMS DAY ENGINEER/CUST IV	1.00
M592	CUSTODIAN ENGINEER	1.00
M600	CARPENTER	5.00
M610	CARPENTER ASSISTANT	1.00
M700	PAINTER 1	1.00
M701	PAINTER 2	1.00
TOTAL		187.56

Date: 9/24/07

Food Service Positions

Class	Title	Filled FTE
P101	FOOD SERVICE MANAGER	22.50
P102	FOOD SERVICE MANAGER	6.81
P103	FOOD SERVICE MANAGER	4.00
P201	FOOD SERVICE	23.63
P202	FOOD SERVICE	35.65
P203	FOOD SERVICE	39.75
TOTAL		132.34

Date: 9/24/07

Staffing Substitutes

Dept	Department Title	Empl No
SUB CUST	SUB CUSTODIAN	18
SUB TCH	SUBSTITUTE TEACHER	366
SUB HRLY	SUBSTITUTES HOURLY	120
TOTAL		504

Elementary Regular Classroom Average

School	Sections	Students	07-08	06-07	05-06	04-05	03-04	02-03	01-02
Abbott	19	414	21.8	21.4	22.3	22.0	22.0	21.9	23.0
Ackerman	26	574	22.1	23.0	22.8	23.7	22.7	23.4	22.7
Aldrich	20	425	21.3	21.1	19.8	22.2	21.9	21.6	19.7
Black Elk	25	565	22.6	23.1	22.6	21.4	22.2	21.5	22.3
Bryan	19	379	19.9	20.4	20.0	19.8	20.7	19.3	18.7
Cather	18	416	23.1	21.8	21.7	21.7	21.4	21.4	19.6
Cody	12	208	17.3	16.3	16.4	15.8	16.8	15.8	20.0
Cottonwood	17	341	20.1	20.6	20.2	22.1	21.0	20.5	20.4
Disney	13	250	19.2	18.8	18.0	20.9	19.6	18.3	19.3
Ezra Millard	19	387	20.4	21.1	21.7	22.7	21.4	20.5	21.2
Harvey Oaks	13	279	21.5	21.2	21.8	21.4	21.1	20.7	19.0
Hitchcock	11	175	15.9	17.5	17.8	19.2	17.5	18.2	19.3
Holling Heights	21	446	21.2	21.5	20.9	20.8	20.0	18.3	20.3
Montclair	26	550	21.2	21.0	23.1	21.8	21.7	21.5	20.5
Morton	18	351	19.5	20.7	21.4	21.0	20.1	20.9	21.1
Neihardt	27	568	21.0	21.0	21.8	22.3	21.0	22.5	21.6
Norris	18	342	19.0	19.1	20.6	19.7	20.4	18.5	20.8
Reagan	23	471	20.5	-	-	-	-	-	-
Reeder	21	376	17.9	21.8	20.4	-	-	-	-
Rockwell	19	349	18.4	19.8	20.1	20.3	19.4	18.6	18.2
Rohwer	22	471	21.4	22.0	21.1	21.8	22.6	21.2	22.1
Sandoz	17	310	18.2	19.1	18.9	20.4	21.8	19.3	20.1
Wheeler	27	561	20.8	21.7	20.9	21.1	23.5	21.6	19.9
Willowdale	19	420	22.1	23.4	23.6	22.1	22.1	20.7	21.7
Average	470	9628	20.5	21.1	21.0	21.3	21.2	20.6	20.6

*Based upon MPS Official Enrollment Counts 9/20/07

Secondary Classroom Averages by Subject Area

2006-07

	<u>North</u>	<u>South</u>	<u>West</u>	<u>AMS</u>	<u>BMS</u>	<u>CMS</u>	<u>KMS</u>	<u>NMS</u>	<u>RMS</u>
Grade 6	-	-	-	20.9	22.4	23.9	23.6	23.8	23.0
Art	20.9	24.2	22.5	20.0	19.0	20.7	21.8	19.0	25.0
Family Consumer Science	23.7	24.3	25.9	15.4	19.7	17.1	24.0	18.8	25.0
Industrial Technology	16.4	17.9	17.8	21.4	19.2	19.5	21.1	18.1	16.0
P.E.	23.2	25.1	28.0	21.3	26.7	30.9	25.7	24.5	35.0
Health	-	-	-	16.7	19.2	19.8	25.7	17.2	26.0
Business	21.6	19.6	24.8	-	-	-	-	-	-
Vocal Music	41.0	62.5	60.1	22.8	21.4	28.0	15.6	23.8	35.0
Instr. Music	49.4	31.0	34.6	24.3	22.7	39.8	24.5	26.0	36.0
Reading	16.5	23.8	13.8	21.9	22.0	24.4	20.8	20.8	22.0
Computers	15.7	17.4	11.4	20.4	20.0	19.7	24.7	19.2	25.0
Math	22.0	22.0	23.4	20.7	22.3	23.7	24.7	19.8	24.0
English	24.4	21.7	24.5	22.5	22.3	23.7	24.7	21.3	25.0
Science	22.4	20.9	24.0	24.5	22.5	23.7	24.7	21.8	25.0
Social Studies	25.4	23.0	25.0	23.5	22.3	23.7	24.7	21.8	25.0
World Language	22.6	23.3	23.7	19.1	19.3	19.2	23.5	20.1	24.0
Montessori Mini Magnet	-	-	-	-	-	20.3	-	-	-

Middle Level Average Class Size: 22.8

High School Average Class Size: 25.3

Total Secondary Average Class Size: 24.0

2007-08

	<u>North</u>	<u>South</u>	<u>West</u>	<u>AMS</u>	<u>BMS</u>	<u>CMS</u>	<u>KMS</u>	<u>NMS</u>	<u>RMS</u>
Grade 6	-	-	-	24.6	24.6	21.5	21.5	24.8	25.0
Art	18.8	21.2	23.0	21.9	21.4	19.4	16.4	21.2	23.5
Family Consumer Science	22.2	22.7	25.4	15.2	17.8	19.8	16.9	20.2	23.8
Industrial Technology	20.7	16.7	16.8	21.4	22.4	18.7	13.6	20.5	11.8
P.E.	26.7	24.2	26.6	21.6	30.3	31.4	25.3	27.0	42.6
Health/KnowYrsIf	-	-	-	17.7	21.7	20.1	22.8	18.9	26.6
Business	22.1	20.6	25.8	-	-	-	-	-	-
Vocal Music	34.8	67.4	57.0	22.8	25.3	24.0	27.8	19.6	42.5
Instr. Music	34.8	60.1	33.6	19.5	24.8	28.3	24.2	31.4	37.0
Reading	9.0	17.0	15.5	21.9	23.7	22.8	21.1	22.6	23.7
Computers	14.5	19.6	16.9	19.9	16.9	19.4	19.9	21.2	23.5
Math	22.0	21.3	22.6	19.8	22.8	23.2	23.4	22.3	21.8
English	25.0	22.5	22.3	21.1	23.7	23.2	26.4	21.3	21.8
Science	22.4	20.9	24.0	21.8	23.8	23.2	25.3	22.1	23.7
Social Studies	25.2	22.4	25.4	22.9	23.8	23.2	25.3	22.2	23.7
World Language	21.7	21.6	21.8	21.1	22.5	18.2	22.1	19.9	24.1
Montessori Mini Magnet	-	-	-	-	-	18.7	-	-	-

Middle Level Average Class Size: 22.8

High School Average Class Size: 25.1

Total Secondary Average Class Size: 24.0

Certificated Staff Educ Work Experience by School

Employee Loc. Building Name	Average Total Years	Average Millard Years
ABBOTT ELEM	18.8	14.9
ACKERMAN ELEM	14.4	11.6
ALDRICH ELEM	13.7	8.3
ANDERSEN MIDDLE SCH	15.8	11.6
BEADLE MIDDLE SCH	13.0	9.3
BLACK ELK ELEM	13.3	10.2
BRYAN ELEM	14.3	11.3
CATHER ELEM	17.5	12.5
CENTRAL MIDDLE SCH	16.4	13.1
CODY ELEM	13.2	10.6
COTTONWOOD ELEM	17.1	13.6
CSMI-TECH/PSYC/MEP	15.0	12.5
DISNEY ELEM	16.0	13.3
DON STROH ADMIN CTR	25.2	15.0
ECHO HILLS	14.0	5.0
EZRA MILLARD ELEM	13.8	9.5
HARVEY OAKS ELEM	14.3	10.3
HITCHCOCK ELEM	14.0	10.7
HOLLING HEIGHTS ELEM	15.7	12.5
KIEWIT MIDDLE SCH	16.4	12.6
MIDSCH ALT PRG CMS-A	20.5	10.5
MILLARD LRN CNTR	17.1	11.6
MONTCLAIR ELEM	15.2	10.6
MORTON ELEM	18.0	13.4
NEIHARDT ELEM	11.6	9.5
NORRIS ELEM	13.6	10.0
NORTH HIGH	15.9	11.7
NORTH MIDDLE SCH	17.7	14.3
OTHER/NONE	36.6	28.6
REAGAN ELEM	8.1	5.4
REEDER ELEM	9.6	7.7
ROCKWELL ELEM	13.6	8.6
ROHWER ELEM	12.1	9.2
RUSSELL MIDDLE SCH	18.3	13.2
SANDOZ ELEM	15.0	11.9
SOUTH HIGH	14.0	10.8
SUPPORT SERVICES CTR	22.6	17.6
WEST HIGH	15.3	10.8
WHEELER ELEM	11.7	9.3
WILLOWDALE ELEM	17.3	14.1
YNG ADULT PRG CMS-A	20.7	12.4
	15.1	11.3

Certificated Staff Highest Degree by School

Employee Loc. Building Name	RN	BSN	BA	MA	EDS	DR	Total
ABBOTT ELEM			14	13	2		29
ACKERMAN ELEM	1		21	20			42
ALDRICH ELEM	1		11	17	1		30
ANDERSEN MIDDLE SCH		1	29	37	1		68
BEADLE MIDDLE SCH	1		24	46			71
BLACK ELK ELEM			12	23			35
BRYAN ELEM	1		12	19		1	33
CATHER ELEM			16	10			26
CENTRAL MIDDLE SCH		1	24	45			70
CODY ELEM			16	19			35
COTTONWOOD ELEM			13	19			32
CSMI-TECH/PSYC/MEP			1	15	14	1	31
DISNEY ELEM			14	15			29
DON STROH ADMIN CTR				7	4	9	20
ECHO HILLS				2			2
EZRA MILLARD ELEM			11	19			30
HARVEY OAKS ELEM			9	14	1		24
HITCHCOCK ELEM			14	11			25
HOLLING HEIGHTS ELEM			21	16			37
KIEWIT MIDDLE SCH	1		25	46	2		74
MIDSCH ALT PRG CMS-A				4			4
MILLARD LRN CNTR			3	5			8
MONTCLAIR ELEM			17	28			45
MORTON ELEM			15	14	1		30
NEIHARDT ELEM			14	29			43
NORRIS ELEM			16	15	1		32
NORTH HIGH	1		63	104	1	1	170
NORTH MIDDLE SCH		2	23	41			66
OTHER/NONE				1			1
REAGAN ELEM			21	9		1	31
REEDER ELEM			18	15	1		34
ROCKWELL ELEM			16	17	1		34
ROHWER ELEM	1		15	20			36
RUSSELL MIDDLE SCH	1		26	40	1		68
SANDOZ ELEM			13	26			39
SOUTH HIGH	1		64	89		3	157
SUPPORT SERVICES CTR				1			1
WEST HIGH			47	96		4	147
WHEELER ELEM			20	21	1		42
WILLOWDALE ELEM			13	20		1	34
YNG ADULT PRG CMS-A	1			6			7
	10	4	691	1014	32	21	1772

Certificated Staff Gender by School

Employee Loc. Building Name	Total	F	M
ABBOTT ELEM	29	25	4
ACKERMAN ELEM	42	37	5
ALDRICH ELEM	30	27	3
ANDERSEN MIDDLE SCH	68	45	23
BEADLE MIDDLE SCH	71	53	18
BLACK ELK ELEM	35	31	4
BRYAN ELEM	33	30	3
CATHER ELEM	26	25	1
CENTRAL MIDDLE SCH	70	54	16
CODY ELEM	35	31	4
COTTONWOOD ELEM	32	30	2
CSMI-TECH/PSYC/MEP	31	27	4
DISNEY ELEM	29	26	3
DON STROH ADMIN CTR	20	9	11
ECHO HILLS	2	2	
EZRA MILLARD ELEM	30	28	2
HARVEY OAKS ELEM	24	21	3
HITCHCOCK ELEM	25	22	3
HOLLING HEIGHTS ELEM	37	31	6
KIEWIT MIDDLE SCH	74	52	22
MIDSCH ALT PRG CMS-A	4	4	
MILLARD LRN CNTR	8	4	4
MONTCLAIR ELEM	45	43	2
MORTON ELEM	30	30	
NEIHARDT ELEM	43	39	4
NORRIS ELEM	32	28	4
NORTH HIGH	170	93	77
NORTH MIDDLE SCH	66	47	19
OTHER/NONE	1		1
REAGAN ELEM	31	27	4
REEDER ELEM	34	31	3
ROCKWELL ELEM	34	32	2
ROHWER ELEM	36	32	4
RUSSELL MIDDLE SCH	68	51	17
SANDOZ ELEM	39	37	2
SOUTH HIGH	157	100	57
SUPPORT SERVICES CTR	1	1	
WEST HIGH	147	88	59
WHEELER ELEM	42	37	5
WILLOWDALE ELEM	34	34	
YNG ADULT PRG CMS-A	7	7	
	1772	1371	401

Date: 9/24/07

All Staff Gender by School

Employee Loc. Building Name	Total	F	M
ABBOTT ELEM	40	34	6
ACKERMAN ELEM	58	50	8
ALDRICH ELEM	41	37	4
ANDERSEN MIDDLE SCH	102	74	28
BEADLE MIDDLE SCH	102	80	22
BLACK ELK ELEM	52	46	6
BRYAN ELEM	49	44	5
CATHER ELEM	39	37	2
CENTRAL MIDDLE SCH	107	86	21
CODY ELEM	61	55	6
COTTONWOOD ELEM	45	41	4
CSMI-TECH/PSYC/MEP	49	35	14
DISNEY ELEM	49	42	7
DON STROH ADMIN CTR	64	48	16
ECHO HILLS	3	3	
EZRA MILLARD ELEM	45	40	5
HARVEY OAKS ELEM	36	31	5
HITCHCOCK ELEM	42	37	5
HOLLING HEIGHTS ELEM	49	41	8
KIEWIT MIDDLE SCH	104	77	27
MIDSCH ALT PRG CMS-A	7	7	
MILLARD LRN CNTR	12	7	5
MONTCLAIR ELEM	78	74	4
MORTON ELEM	45	44	1
NEIHARDT ELEM	61	54	7
NORRIS ELEM	47	42	5
NORTH HIGH	245	148	97
NORTH MIDDLE SCH	106	83	23
OTHER/NONE	1		1
REAGAN ELEM	46	42	4
REEDER ELEM	52	47	5
ROCKWELL ELEM	51	46	5
ROHWER ELEM	62	56	6
RUSSELL MIDDLE SCH	99	77	22
SANDOZ ELEM	59	55	4
SOUTH HIGH	227	149	78
SUPPORT SERVICES CTR	57	14	43
TRANSPORTATION CMS-A	30	12	18
WEST HIGH	219	143	76
WHEELER ELEM	63	56	7
WILLOWDALE ELEM	46	44	2
YNG ADULT PRG CMS-A	17	17	
	2767	2155	612

Date: 9/23/07

Certificated Staff Ethnicity by School

Employee Loc. Building Name	Total	A	B	H	W	O
ABBOTT ELEM	29				29	
ACKERMAN ELEM	42			1	41	
ALDRICH ELEM	30	1			29	
ANDERSEN MIDDLE SCH	68		1		67	
BEADLE MIDDLE SCH	71			1	70	
BLACK ELK ELEM	35	1			34	
BRYAN ELEM	33				33	
CATHER ELEM	26				26	
CENTRAL MIDDLE SCH	70	1			69	
CODY ELEM	35				35	
COTTONWOOD ELEM	32				32	
CSMI-TECH/PSYC/MEP	31			1	30	
DISNEY ELEM	29				29	
DON STROH ADMIN CTR	20		1	1	18	
ECHO HILLS	2				2	
EZRA MILLARD ELEM	30				30	
HARVEY OAKS ELEM	24				24	
HITCHCOCK ELEM	25				25	
HOLLING HEIGHTS ELEM	37		1	1	35	
KIEWIT MIDDLE SCH	74		1	1	72	
MIDSCH ALT PRG CMS-A	4				4	
MILLARD LRN CNTR	8				8	
MONTCLAIR ELEM	45				45	
MORTON ELEM	30				30	
NEIHARDT ELEM	43	1			42	
NORRIS ELEM	32				32	
NORTH HIGH	170			1	169	
NORTH MIDDLE SCH	66		1		65	
OTHER/NONE	1				1	
REAGAN ELEM	31				31	
REEDER ELEM	34				34	
ROCKWELL ELEM	34			1	33	
ROHWER ELEM	36		1	1	34	
RUSSELL MIDDLE SCH	68				68	
SANDOZ ELEM	39				39	
SOUTH HIGH	157	1		1	155	
SUPPORT SERVICES CTR	1				1	
WEST HIGH	147			2	144	1
WHEELER ELEM	42				42	
WILLOWDALE ELEM	34				34	
YNG ADULT PRG CMS-A	7				7	
	1772	5	6	12	1748	1

Certificated Staff Age by School

Employee Loc. Building Name	Average Age
ABBOTT ELEM	47.2
ACKERMAN ELEM	39.7
ALDRICH ELEM	39.3
ANDERSEN MIDDLE SCH	42.2
BEADLE MIDDLE SCH	40.4
BLACK ELK ELEM	37.6
BRYAN ELEM	41.7
CATHER ELEM	48.8
CENTRAL MIDDLE SCH	42.7
CODY ELEM	41.9
COTTONWOOD ELEM	43.8
CSMI-TECH/PSYC/MEP	42.7
DISNEY ELEM	39.5
DON STROH ADMIN CTR	50.7
ECHO HILLS	49.0
EZRA MILLARD ELEM	39.4
HARVEY OAKS ELEM	41.5
HITCHCOCK ELEM	39.9
HOLLING HEIGHTS ELEM	40.9
KIEWIT MIDDLE SCH	42.4
MIDSCH ALT PRG CMS-A	43.5
MILLARD LRN CNTR	45.1
MONTCLAIR ELEM	41.6
MORTON ELEM	43.3
NEIHARDT ELEM	38.5
NORRIS ELEM	39.4
NORTH HIGH	43.3
NORTH MIDDLE SCH	44.0
OTHER/NONE	59.0
REAGAN ELEM	32.5
REEDER ELEM	35.1
ROCKWELL ELEM	39.9
ROHWER ELEM	39.4
RUSSELL MIDDLE SCH	45.6
SANDOZ ELEM	42.8
SOUTH HIGH	39.5
SUPPORT SERVICES CTR	54.0
WEST HIGH	42.3
WHEELER ELEM	37.7
WILLOWDALE ELEM	45.5
YNG ADULT PRG CMS-A	50.6
	41.7

Date: 9/19/07

All Staff Age >= 50 by School

Employee Loc. Building Name	Average Age	Employee Count
ABBOTT ELEM	56.0	20
ACKERMAN ELEM	54.9	14
ALDRICH ELEM	55.7	14
ANDERSEN MIDDLE SCH	55.1	34
BEADLE MIDDLE SCH	56.5	21
BLACK ELK ELEM	53.8	12
BRYAN ELEM	55.5	17
CATHER ELEM	56.9	19
CENTRAL MIDDLE SCH	53.9	43
CODY ELEM	55.8	19
COTTONWOOD ELEM	54.6	17
CSMI-TECH/PSYC/MEP	56.3	18
DISNEY ELEM	55.1	14
DON STROH ADMIN CTR	56.6	43
ECHO HILLS	57.5	2
EZRA MILLARD ELEM	55.0	12
HARVEY OAKS ELEM	57.9	9
HITCHCOCK ELEM	56.4	11
HOLLING HEIGHTS ELEM	54.1	16
KIEWIT MIDDLE SCH	57.3	44
MIDSCH ALT PRG CMS-A	51.0	2
MILLARD LRN CNTR	56.4	5
MONTCLAIR ELEM	57.3	32
MORTON ELEM	56.1	16
NEIHARDT ELEM	55.8	15
NORRIS ELEM	54.6	11
NORTH HIGH	55.9	95
NORTH MIDDLE SCH	56.0	44
REAGAN ELEM	54.8	8
REEDER ELEM	55.6	11
ROCKWELL ELEM	55.3	18
ROHWER ELEM	56.5	15
RUSSELL MIDDLE SCH	55.2	52
SANDOZ ELEM	54.6	14
SOUTH HIGH	56.5	82
SUPPORT SERVICES CTR	54.6	31
TRANSPORTATION CMS-A	61.5	24
WEST HIGH	56.2	81
WHEELER ELEM	52.7	13
WILLOWDALE ELEM	54.8	20
YNG ADULT PRG CMS-A	55.9	9
	55.9	997

Potential Retirees in Next Five Years

PerEmpType	Age	Years in Dist	Count	Employees
A	62.0	37.0	1	
	61.0	24.0	1	
	60.0	24.7	1	
	58.0	34.0	1	
	56.0	31.0	1	
	55.0	27.0	1	
		21.0	1	
		20.0	1	
	54.0	26.0	1	
		24.0	1	
20.0		1		
C	69.0	31.0	1	
	66.0	33.5	1	
	65.0	30.0	1	
	64.0	31.0	1	
		20.0	1	
	63.0	40.5	1	
		34.0	1	
		30.0	2	
		24.0	1	
		21.0	1	
	62.0	40.0	1	
		28.0	1	
		23.0	1	
		22.5	1	
		22.0	1	
		21.5	1	
	61.0	36.0	1	
		32.0	1	
		28.0	1	
		26.0	2	
		23.0	1	
		21.0	2	
		20.5	1	
		20.0	1	
	60.0	38.0	1	
		37.0	1	
		34.0	1	
		25.0	2	
		24.5	1	
		23.5	1	
22.0		1		

Potential Retirees in Next Five Years

PerEmpType	Age	Years in Dist	Count	Employees
C	60.0	20.0	1	
	59.0	28.0	1	
		25.0	1	
		23.0	3	
		22.5	1	
		21.5	1	
		21.0	1	
	58.0	35.0	1	
		33.0	2	
		31.0	2	
		28.0	2	
		27.0	2	
		26.5	2	
		26.0	1	
		25.0	1	
		24.5	1	
		23.0	2	
		22.4	1	
		22.0	1	
		20.0	3	
		57.0	36.0	1
	34.0		1	
	33.0		1	
	32.0		1	
	27.5		1	
	26.0		1	
	25.5		1	
	25.0		1	
	24.2		1	
	24.0		2	
	23.0		1	
	22.0		2	
	21.5		1	
	21.0		4	
	20.7		1	
	20.0	1		
56.0	33.1	1		
	33.0	1		
	30.0	1		
	29.0	1		
	28.5	1		
	28.0	1		
	27.6	1		

Potential Retirees in Next Five Years

PerEmpType	Age	Years in Dist	Count Employees
C	56.0	27.0	2
		26.2	1
		25.0	3
		24.0	1
		23.0	4
		22.0	1
		21.6	1
		21.5	1
		20.5	1
	55.0	34.0	3
		32.0	2
		31.0	2
		30.0	2
		29.0	2
		28.6	1
		28.5	1
		28.0	1
		27.0	1
		26.0	2
		25.0	1
		24.5	1
		24.0	2
		23.0	1
		22.0	3
		21.0	2
		20.5	1
		20.0	1
		54.0	34.0
	33.0		4
	32.0		1
	31.5		1
	31.0		1
	30.0		2
	29.5		1
	29.0		2
	28.5		1
	28.0		1
	27.0		1
	26.6		1
	25.0		3
	24.0		1
	23.0	3	

Potential Retirees in Next Five Years

PerEmpType	Age	Years in Dist	Count	Employees
C	54.0	22.5	1	
		22.0	1	
		21.0	1	
		20.5	1	
		20.0	1	
E	64.0	35.0	1	
	56.0	22.0	1	

Staff Turnover

Staff Terminations September 1, 2006 through August 31, 2007

Reason	Admin	Tchr	Nurse	PTS	PTH	Para	Cust	Fd Srv
Continuing Education		2				15		
Contract Expired		0				4		
Deceased		2						1
Employment Outside Education		5	1	2	3	17	2	6
Personal / Family Reasons		17		1		16	1	1
Personal Health		4				6	1	2
Job Dissatisfaction		0				2	4	
Long-term Disability		0					1	
Miscellaneous Resignation		2			2	5	1	5
Other Education Job	1	13				6		
Performance		6					1	
Relocation	1	22		2	3	3	3	1
Resigned		2		1	4	5	2	5
Retired	1	4		2	5	5	3	2
Sabbatical Leave		0						
Unpaid Leave of Absence		23			2			
Reduction in Force		0						
Voluntary Early Separation	6	51						
Total	9	153	1	8	19	84	19	23

<i>Total as a % of 06-07 Staff</i>	10.6%	9.7%	6.8%	17.8%	12.0%	27.7%	10.6%	18.1%
------------------------------------	-------	------	------	-------	-------	-------	-------	-------

History

2005-06	4.7%	9.9%	0.0%	4.7%	12.0%	34.2%	11.1%	15.7%
2004-05	11.4%	10.2%	7.1%	20.0%	11.3%	22.1%	11.0%	14.4%
2003-04	8.9%	7.8%	7.1%	0.0%	14.3%	16.1%	10.4%	16.3%
2002-03	4.9%	8.0%	0.0%	5.0%	10.2%	17.9%	7.1%	12.0%
2001-02	8.6%	7.6%	21.4%	7.3%	17.6%	17.7%	9.2%	6.4%
2000-01	5.0%	6.8%	7.7%	2.6%	6.3%	9.1%	3.6%	8.8%

Teacher Retention for the Last 5 Years

Year	02-03		03-04		04-05		05-06		06-07	
Description	Rookies	All Hires	Rookies	All Hires	Rookies	All Hires	Rookies	All Hires	Rookies	All Hires
# of New Hires	40	116	32	88	67	134	78	177	61	175
# leaving end of 02-03	4	14								
# leaving end of 03-04	8	16	4	14						
# leaving end of 04-05	4	19	3	7	8	12				
# leaving end of 05-06	3	6	1	5	7	12	11	19		
# leaving end of 06-07	2	3	0	1	2	9	4	11	3	18
First Year Retention Percent	90.0%	87.9%	87.5%	84.1%	88.1%	91.0%	89.6%	91.0%	94.9%	89.7%
# Still on Contract Current	19	58	24	61	50	101	63	147	58	157
Total Resignations Current	21	58	8	27	17	33	15	30		
Percent Retained Current	48%	50%	75%	69%	75%	75%	81%	83%	95%	90%

One Year Retention Glance (Hired and Resigned in 2006-07)

<u>Description</u>	<u>Number</u>	<u>Percent</u>
Contract Expired	2	1.14%
Relocation	4	2.29%
Family	3	1.71%
Personal Health	1	0.57%
Personal Reasons	2	1.14%
Job Outside of Education	1	0.57%
Other Education Job	4	2.29%
Peformance	1	0.57%
Total Leaving	18	10.3%

Date: 9/24/07

Certificated Staff Highest Degree Earned by College/University

School	College/University	RN	BSN	BA	MA	EDS	DR	Total
0	OTHER COLL/UNIV		2	25	22			49
AR02	ARKANSAS OTHER			2	2			4
AR05	UNIV OF ARKANSAS				1			1
AZ01	ARIZONA STATE			1	1			2
AZ02	NORTHERN ARIZONA			1	4			5
AZ03	UNIV OF ARIZONA				4			4
AZ04	UNIV OF PHOENIX			1	3			4
CA00	CALIF OTHER			1	1			2
CA01	CALIF SCHOOL ARTS			1				1
CA04	CALIF STATE COLL			1				1
CA09	SAN FRANCISCO ST				1			1
CA16	UNIV CAL SANT BAR				1			1
CO02	COLORADO OTHER				1			1
CO04	COLORADO ST UNIV				2			2
CO05	LORETTA HGTS COLL			2				2
CO07	UNIV OF COLORADO				1			1
CO08	UNIV OF DENVER				1			1
CO09	UNIV NO COLORADO				5	1	1	7
CT01	CONNECTICUT OTHER				1			1
FL02	FLORIDA ST UNIV				1			1
FL04	UNIV OF MIAMA				1			1
FL05	UNIV OF S FLORIDA			1	1			2
GA05	GEORGIA OTHER				1			1
IA01	BRIAR CLIFF COLL			4				4
IA02	BUENA VISTA COLL			4				4
IA03	CENTRAL COLL			1				1
IA07	DRAKE COLLEGE				3			3
IA08	GRACELAND COLL			1				1
IA10	IOWA OTHER			2				2
IA11	IOWA STATE UNIV			12	4			16
IA15	MARYCREST COLLEGE			1				1
IA16	MORNINGSIDE COLL			1				1
IA18	NORTHWESTERN COLL			1				1
IA21	UNIV OF NO IOWA			8	3			11
IA23	UNIV OF IOWA			3	3			6
IA26	WESTMAR COLL			1				1
IL05	ILLINOIS OTHER				2			2

Date: 9/24/07

Certificated Staff Highest Degree Earned by College/University

School	College/University	RN	BSN	BA	MA	EDS	DR	Total
IL09	NORTHERN ILLINOIS			1	1			2
IL11	SO ILLINOIS UNIV			1				1
IL14	UNIV OF ILLINOIS			1	2			3
IL15	WESTERN ILLINOIS			1	1			2
IL16	ST XAVIER COLLEGE			1				1
IL18	NORTHWESTERN UNIV				1			1
IL19	BELLEVILLE COLL	1						1
IN03	INDIANA STATE UNI			1				1
IN04	INDIANA UNIV			1	2			3
IN05	NOTRE DAME				1			1
IN06	PURDUE UNIVERSITY			1	1			2
IN07	ST MARY'S			1				1
KS01	BETHENY COLL			1				1
KS03	FT HAYS STATE			1	3			4
KS04	KANSAS OTHER			1	2			3
KS05	KANSAS ST EMPORIA				2			2
KS06	KANSAS ST MANHATT			1	3			4
KS14	UNIV OF KANSAS			1	3			4
KS15	WASHBURN UNIV			1				1
KS16	WICHITA STATE			2	1			3
KY00	KENTUCKY OTHER			1	1			2
KY02	UNIV OF KENTUCKY					1		1
MA02	BOSTON UNIV				1			1
MA03	EMERSON COLL				1			1
MA06	LESLEY COLLEGE				5			5
MA16	UNIV OF MASS			1				1
MA17	FRAMINGHAM STATE				1			1
MI00	MICHIGAN OTHER				1			1
MI02	EASTERN MICHIGAN				1			1
MI04	MICHIGAN STATE			1				1
MI05	UNIV OF MICHIGAN				1			1
MI06	WESTERN MICHIGAN				1			1
MN01	CONCORDIA COLL MN			1				1
MN04	MANKATO ST COLL				1			1
MN05	MINNESOTA OTHER			2				2
MN07	ST CLOUD STATE			1				1
MN08	UNIV OF MINN				2			2

Date: 9/24/07

Certificated Staff Highest Degree Earned by College/University

School	College/University	RN	BSN	BA	MA	EDS	DR	Total
MN09	BEMIDJI STATE			1				1
MN11	NORMANDALE COMMUN	1						1
MN12	COLL ST.CATHERINE				1			1
MO01	CENTL MISSOURI ST			1	2			3
MO06	MARYVILLE COLL			1				1
MO07	MISSOURI OTHER			6	5	1		12
MO08	N E MISSOURI TCHS			1	1			2
MO09	N W MISSOURI TCHS			16	8			24
MO11	S W MISSOURI TCHR				1			1
MO13	STEPHENS COLL			1				1
MO15	UNIV MO COLUMBIA				2	1		3
MO16	UNIV MO KANS CTY				1			1
MO17	ST LOUIS UNIV			2	3			5
NC04	DUKE UNIVERSITY				1			1
ND00	ND OTHER			4	2			6
ND01	UNIV OF ND			1				1
ND03	MARY COLLEGE		1					1
ND04	ST JOSEPH SCH NUR	1						1
NE01	BELLEVUE COLLEGE			2	2			4
NE02	CHADRON ST			2	1			3
NE03	COLL OF ST MARY			20	2			22
NE04	CONCORDIA			4	1			5
NE05	CREIGHTON UNIV		1	13	15			29
NE06	DANA			9				9
NE07	DOANE			19	78			97
NE09	HASTINGS			7	5			12
NE11	UNIV NE KEARNEY			47	38	2		87
NE12	MIDLAND LUTH			9	1			10
NE13	NEBRASKA OTHER			2	2			4
NE14	NE WESLEYAN			16	2			18
NE15	PERU STATE			20	65			85
NE16	UNIV NE LINCOLN			155	135	3	14	307
NE17	UNIV NE OMAHA			172	467	19	4	662
NE18	WAYNE STATE			27	24	2		53
NE19	UNIV NE MED CTR	2						2
NE20	METHODIST HOSP	2						2
NE21	LINCOLN GEN HOSP	1						1

Date: 9/24/07

Certificated Staff Highest Degree Earned by College/University

School	College/University	RN	BSN	BA	MA	EDS	DR	Total
NE22	CLARKSON COLLEGE	2		1				3
NM05	UNIV OF NM				1			1
NM07	WESTERN NEW MEXIC				1			1
NV01	UNIV OF NEVADA				2			2
NY00	NEW YORK OTHER			1				1
NY03	BERNARD BARUCH CO			1				1
NY11	NEW YORK UNIV				1			1
NY12	OSWEGO UNIVERSITY					1		1
NY15	STATE UNIV OF NY				1			1
NY18	STA UNIV-ONEONTA				1			1
OH01	ASHLAND COLLEGE				1			1
OH02	BOWLING GREEN				1			1
OH08	KENT STATE COLL				2			2
OH09	MIAMI UNIVERSITY			1				1
OH14	OHIO STATE			1	1			2
OH15	OHIO UNIV				1			1
OH18	UNIV CINCINNATI				1			1
OK01	CENTRAL ST COLL				1			1
OK06	OKLAHOMA OTHER				1			1
OK10	UNIV OKLAHOMA			1	3			4
OK11	UNIV OF TULSA			1				1
OR01	E OREGON COLLEGE				1			1
OR06	UNIV OF OREGON						1	1
PA09	PENN STATE			1	1			2
SD01	AUGUSTANA COLLEGE			2				2
SD07	NO ST TECH COL			1				1
SD10	SO DAKOTA ST UNIV			1				1
SD12	UNIV SD SPRNGFLD			1				1
SD13	UNIV SD VERMILLON			9	7	1		17
TN10	UNIV OF TENNESSEE				1			1
TX08	AUSTIN STATE COL				1			1
TX10	TEXAS CHRISTIAN U			1	1			2
TX11	TEXAS OTHER				2			2
TX14	UNIV OF HOUSTON				1			1
TX15	UNIV OF TEXAS				1			1
TX17	TEXAS A&M-COMMERC						1	1
TX18	TEXAS TECH				1			1

Date: 9/24/07

Certificated Staff Highest Degree Earned by College/University

School	College/University	RN	BSN	BA	MA	EDS	DR	Total
UT01	BRIGHAM YOUNG UN			1				1
UT03	UNIV OF UTAH			1	2			3
UT05	UTAH STATE			1	1			2
WA02	WESTRN WASHINGTON			1				1
WI13	UNIV OF WISCONSIN			1				1
WI15	WISCONSIN ST UNIV			1				1
WV01	WEST VIRGINA UN			1				1
WY01	UNIV OF WYOMING			3	1			4
Z002	UNIV OF MANITOBA			1				1
		10	4	691	1014	32	21	1772

Date: 8/29/07

Applicant Count 8/1/06 --8/1/07

Hire Status	Status definition	Applicant Total
ACTN	Hired	21
ANR	Not Recommended	11
APNA	Not Available	76
APPL	Not Hired	8
APST	Sub/Applicant	23
FSD	Hired	150
WEA	Not Hired	933
Total Applicant Count		1222

Date: 9/24/07

Positions applied for 2006-07

Class Cd	Title	ACTN	ANR	APNA	APPL	APST	FSD	WEA
C011	MONTESSORI PRESCHOOL TCHR							7
C051	PRESCHOOL TEACHER					1	5	35
C091	KINDERGARTEN TEACHER	2		3		3	17	100
C111	GRADE 1 TEACHER	7		4	1	6	30	187
C121	GRADE 2 TEACHER	10	1	8	1	8	33	274
C131	GRADE 3 TEACHER	8	1	10	1	7	32	249
C141	GRADE 4 TEACHER	7	1	9	1	4	25	245
C151	GRADE 5 TEACHER	5	1	9	1	3	24	207
C162	GRADE 6 TEACHER	1	1	7	1	2	16	98
C251	GRADE 3-4 TEACHER							1
C281	GRADE 4-5 TEACHER			1				2
C301	CORE TEACHER					1	3	17
C302	CORE TEACHER			1				4
C311	MONTESSORI TEACHER					1		15
C312	MONTESSORI TEACHER			1				1
C321	ART TEACHER			1			3	8
C322	ART TEACHER			2			1	5
C323	ART TEACHER			2			2	15
C333	BUSINESS TEACHER			1		3	2	10
C352	LANGUAGE ARTS TEACHER		2	12		2	8	36
C353	LANGUAGE ARTS TEACHER	2	2	12			6	29
C35D	DRAMA/SPEECH TEACHER HS	1		2			1	11
C35J	JOURNALISM TEACHER HS						1	3
C362	READING TEACHER	1		2			4	9
C363	READING TEACHER			3			1	4
C383	WORLD LANGUAGE TEACHER						1	
C38F	FRENCH TEACHER MS						1	3
C38G	GERMAN TEACHER MS			3			2	
C38L	LATIN TEACHER HS			1			1	1
C38S	SPANISH TEACHER MS			1			4	6
C3FH	FRENCH TEACHER HS						1	3
C3GH	GERMAN TEACHER HS			3			1	
C3SH	SPANISH TEACHER HS			1			5	8
C412	FAMILY CONSUMER SCI TCHR							6
C413	FAMILY CONSUMER SCI TCHR						1	3
C432	INDUSTRIAL TECH TEACHER						1	1
C433	INDUSTRIAL TECH TEACHER		3	7			2	3

Date: 9/24/07

Positions applied for 2006-07

Class Cd	Title	ACTN	ANR	APNA	APPL	APST	FSD	WEA
C452	COMPUTER TEACHER			1			1	2
C453	COMPUTER TEACHER					1	1	3
C462	MATH TEACHER	1		4		3	13	18
C463	MATH TEACHER	1	2	8		1	9	18
C472	SCIENCE TEACHER		1	8		2	6	15
C473	SCIENCE TEACHER	1	1	13			6	8
C492	SOCIAL STUDIES TEACHER		1	7	1	1	7	52
C493	SOCIAL STUDIES TEACHER		1	1	1		10	87
C513	NEW FRONTIER TEACHER			1				2
C531	VOCAL MUSIC TEACHER			3			2	23
C532	VOCAL MUSIC TEACHER			1			1	7
C533	VOCAL MUSIC TEACHER			1				2
C541	INSTR MUSIC TEACHER							1
C543	INSTR MUSIC TEACHER					1		
C54I	INSTR MUSIC TEACHER			2			1	19
C55I	ORCHESTRA TEACHER						2	4
C572	HEALTH TEACHER			1			1	6
C591	PHYSICAL ED TEACHER			2		2		35
C592	PHYSICAL ED TEACHER						1	22
C593	PHYSICAL ED TEACHER			1			2	31
C611	ELEM COUNSELOR						4	5
C612	MDL SCH COUNSELOR	1					3	10
C613	HIGH SCH COUNSELOR						4	10
C621	MEDIA SPECIALIST			3			1	10
C622	MEDIA SPECIALIST		1	3			2	8
C623	MEDIA SPECIALIST			2			1	6
C631	READ TEACHER						2	9
C641	EARLY LIT INT (ELI) TCHR						1	13
C652	LEARNING CTR TEACHER			1				1
C653	LEARNING CTR TEACHER			1				
C661	ESL TEACHER	1						1
C662	ESL TEACHER			1				
C663	ESL TEACHER			1				1
C66I	ELL TEACHER							1
C671	CHAPTER 1 TEACHER							3
C682	HIGH ABILITY LRNER TCH			2	1		1	4
C692	RETEACHING TEACHER		1		1			

Date: 9/24/07

Positions applied for 2006-07

Class Cd	Title	ACTN	ANR	APNA	APPL	APST	FSD	WEA
C693	RETEACHING TEACHER		1		1			
C710	MEP TECH FACILITATOR						1	9
C733	INSTRUCTIONAL DEPT HEAD			1			1	2
C831	SPED RESOURCE TEACHER	2			1	2	12	49
C832	SPED RESOURCE TEACHER				1	1	5	22
C833	SPED RESOURCE TEACHER	1			1	1	6	20
C841	MULTI CAT SPED TCHR ELM	1					6	16
C842	MULTI CAT SPED TCHR MS						2	7
C843	MULTI CAT SPED TCHR HS					1	1	6
C851	SPED MH TEACHER						3	7
C852	SPED MH TEACHER						1	2
C853	SPED MH TEACHER						1	5
C861	SPED BD TEACHER						3	8
C862	SPED BD TEACHER			1			3	8
C863	SPED BD TEACHER	1			1			6
C873	SPED VOC SPEC NEEDS TCHR						1	2
C883	SPED MLC TEACHER						1	4
C900	SPEECH PATHOLOGIST PRESCH	1					3	1
C901	SPEECH PATHOLOGIST	3					5	8
C922	SPED BEHAVIOR SPECIALIST				1			
C931	SPED INFANT TEACHER						1	3
C941	SPED PRESCHOOL TEACHER	1					1	4
C953	SPED HOMEBOUND TEACHER							7
C971	SCHOOL PSYCHOLOGIST						3	12
E20I	SCHOOL NURSE				5			

Millard Public Schools Recruiting Report

2006-07

Our Human Resources staff attended numerous recruiting events throughout the year. Many of our teaching positions were filled by candidates we met at these events.

August 15, 2006	University of NE – Omaha Student Teacher Symposium
September 22, 2006	Millard Public Schools Student Teacher Interview Fair
October 18, 2006	University of NE – Lincoln Fall Interview Day
October 26, 2006	Nebraska Wesleyan Fall Interview Day
December 14, 2006	Wayne State College
January 4, 2007	University of NE - Omaha Student Teacher Symposium
February 2, 2007	Doane College
February 14, 2007	Dana College
February 23, 2007	Millard Public Schools Student Teacher Interview Fair
March 5, 2007	Wayne State College
March 13, 2007	Creighton University
March 14, 2007	University of NE - Omaha Recruiting Fair
March 14, 2007	Midland College
March 22, 2007	Nebraska Wesleyan Spring Interview Day
March 27, 2007	University of NE - Kearney Educators Employment Fair
March 28, 2007	University of NE - Lincoln Education Recruiting Day

Millard Public Schools New Staff Facts

New Staff Members to Milard

9 Administrators
 54 elementary teachers
 8 Counselors (Guidance and Community)
 26 Special Education Teachers
 73 middle school and high school teachers
 9 Speech Pathologists
 4 Psychologists

GPA – 3.58 (third highest (1971 and 1995))

Statistics

Range of Experience: 0 years to 36 years *5 of you have 30 or more years experience
 Total Years of experience: 922
 Average Years of Experience per employee: 5.3 years
 Brand New to Teaching: 70 Staff Members
 Millard Retreds: 11
 Master's Degree: 62
 10 Cadres

States Hired From – Arizona, California, Colorado, Georgia, Iowa, Illinois, Kansas, Minnesota, Missouri, NE, Oklahoma, South Carolina, South Dakota, Tennessee, Texas, Virginia, Wisconsin and the **country of Canada.**

Some of the Colleges you attended: Arkansas, Northern Arizona, Colorado State, University of Colorado, Briar Cliff, Buena Vista, Iowa State, University of Iowa, Loras College, Morningside, Northwestern, Northern Iowa, Fort Hayes, Kansas State, Kansas, Emerson, Michigan, Missouri, St. Louis University, NW Missouri, College of Saint Mary, Concordia, Creighton, Dana, Doane, Hastings, Kearney, Midland, Nebraska Wesleyan, Peru State, Nebraska U, UNO, Wayne State, Oklahoma, Portland, University of South Dakota, South Dakota State, University of Houston, Western Washington, Wisconsin, Wisconsin State.

You have served in the following roles before coming to Millard:

JV cheerleader coach
 Dance Instructor
 Tutor
 IB Coordinator
 Swim teacher
 Volunteer for the Special Olympics.
 Speech Therapist for multi-handicapped children
 KIDS club Mentor

Confirmation leader
 Sunday school teacher
 Parks and recreation department employee
 Camp Counselor at Camp Easter Seals
 Teacher Tashkent International School, Tashkent, Uzbekistan
 ESL Teacher in Spain
 Volleyball Coach
 Baseball Coach
 Football Coach
 Boys and Girls Club Volunteer,
 Challenge Course Facilitator,
 Girl Scout Program Aide Trainer
 Assistant Residence Hall Director
 Equestrian Teacher . Daisy Scout Leader,
 Sylvan Learning Center Teacher
 Nanny
 Vacation Bible School Teacher
 Karate Teacher
 Tutor for Kids with Cancer
 Summer Latina Academy Volunteer
 Tennis Coach,
 Big Brothers/Big Sisters

Languages you are fluent In: Spanish, German, Russian, American Sign Language, Latin

What do you think will (does) provide you the greatest pleasure in teaching?

The most pleasure in teaching comes from student growth. Not just a student receiving a good grade, but personal growth too. It is rewarding to watch a student grow in maturity and understanding of the world.

I enjoy seeing that "lightbulb" moment when students finally understand a concept that was formerly confusing to them.

I love to see kids "get" the concept I am teaching and to watch them apply to their lives.

The greatest pleasure in teaching is when I am able to truly motivate my students and get them excited to learn. It is when their faces light up and their minds are glistening with new ideas. Those moments are irreplaceable!

What do you want to accomplish as a teacher?

I want kids to learn to LOVE LEARNING!

I want to create an environment where students feel safe to ask questions, where they are challenged to grow, where they can learn to analyze situations and make good decisions. Ultimately, I want each student who comes through my door to grow into a responsible, productive member of society with a life-long passion for learning.

As a new teacher, there are many things I would like to accomplish. Through my growth as a teacher, I want to become an educator who is confident and well-rounded. Each year, I want to provide my students with the best opportunities I can to help them learn and grow as individuals. I want to hold high expectations for my students while at the same time set them up for success. At the end of each year, I want to send my students to the next grade level feeling confident that they are prepared and that I did everything I possibly could to make sure they were ready. In the future, I would like to continue taking classes to earn my masters degree

If there were absolutely no restrictions placed upon you, what would you most want to do in life?

If there were no restrictions placed on me in my life I would love to teach around the world. I find it intriguing the way other countries learn. I would love to experience students of all culture and then bring that culture back to the United States. Teaching is all about collaborating with one another. We can learn a lot from other cultures and how they teach. Being able to experience other cultures and how they learn is something I would endure.

Continue my education (I love to learn!)

Travel around the world and learn more about other countries and cultures

Encourage and teach others to be giving and accepting and have them pass on their knowledge to others.

I want to make a difference. I find teaching my way to make a difference and if I could do anything I would want to make the biggest difference I can possibly make.

Student Teacher Placements 2006-07

MIDDLE SCHOOL

<u>Teaching Area</u>	<u>AMS</u>	<u>CMS</u>	<u>KMS</u>	<u>NMS</u>	<u>RMS</u>	<u>BMS</u>	<u>TOTAL</u>
Grade 6				1	1		2
Art							0
Business							0
Counseling							0
English	1		2		1		4
Foreign Language							0
Health				1			1
Family Con Science	1			1		1	3
Industrial Arts							0
Math	2		1	1		1	5
Media							0
Music						1	1
Nurse							0
Physical Education	1		2				3
Science	1	1	3	1			6
Social Studies	2		3	1	1		7
SPED	1						1
TOTAL	9	1	11	6	3	3	33

HIGH SCHOOL

<u>Teaching Area</u>	<u>SOUTH</u>	<u>NORTH</u>	<u>WEST</u>	<u>TOTAL</u>
Art		1		1
Business		1	2	3
Counseling				0
English	3	3	2	8
ESL				0
Foreign Language	2	1		3
Health				0
Family Con Science	1		1	2
Industrial Arts	1			1
Math		2		2
Media				0
Music	1	1	1	3
Nurse				0
Physical Education	1			1
Science			3	3
Social Studies			2	2
SPED				0
TOTAL	9	9	11	29

Student Teacher Placements 2006-07 (continued)

<u>ELEMENTARY</u>	<u>Pre-K</u>	<u>K</u>	<u>1-3</u>	<u>4.5</u>	<u>Spec.</u>	<u>Total</u>
Abbott			1	3		4
Aldrich		1	1			2
Ackerman		2	1	2		5
Black Elk		1				1
Bryan				1		1
Cather						0
Cody			2	1		3
Cottonwood		1	1			2
Disney					1	1
Harvey Oaks		1	3	1	1	6
Hitchcock						0
Holling Heights			1	1	1	3
Ezra Millard				1		1
Montclair		1	1	1		3
Morton		1	1		1	3
Neihardt			4	2		6
Norris	1					1
Rockwell						0
Rohwer		1	2			3
Sandoz			1			1
Wheeler			2	1		3
Willowdale			2		1	3
TOTAL	1	9	23	14	5	52

<u>TEACHING AREA</u>	<u>UNO</u>	<u>UNL</u>	<u>UNK</u>	<u>WAYNE</u>	<u>OTHER</u>	<u>TOTAL</u>
Elementary	30	8	2	2	12	54
Secondary	16	11	4	2	13	46
SPED/Counseling	1	2	2			5
TOTAL	47	21	8	4	25	105

Personnel Distribution History

School Year	F.T.E.						Total Staff	Total Students	Ratios			
	Adm	Tch	Nur	PT/EP	FS	CM			Stu/ Staff	Stu/ Tea	Staff/ Adm	Tch/ Adm
76-77	39	479	5	111	43	69	746	9,267	12.4	19.3	18.1	12.3
77-78	42	513	5	126	43	69	797	10,200	12.8	19.9	18.0	12.2
78-79	45	585	5	154	56	80	924	11,067	12.0	18.9	19.5	13.0
79-80	49	641	6	167	56	96	1,014	11,748	11.6	18.3	19.9	13.2
80-81	49	666	6	178	63	95	1,057	12,077	11.4	18.1	20.6	13.6
81-82	54	696	6	191	69	107	1,122	12,500	11.1	18.0	20.0	13.0
82-83	54	707	6	178	74	107	1,125	12,821	11.4	18.1	20.0	13.2
83-84	55	746	6	175	71	108	1,161	13,385	11.5	17.9	20.1	13.6
84-85	56	789	6	218	70	108	1,248	13,877	11.1	17.6	21.3	14.1
85-86	60	835	6	218	77	108	1,305	14,292	11.0	17.1	20.7	13.9
86-87	61	870	7	236	76	111	1,361	14,879	10.9	17.1	21.4	14.3
87-88	60	886	7	243	77	110	1,384	15,289	11.0	17.3	22.1	14.8
88-89	64	947	8	248	78	110	1,455	15,722	10.8	16.6	21.7	14.8
89-90	70	980	8	261	81	118	1,518	16,248	10.7	16.6	20.7	14.0
90-91	71	1012	8	276	81	119	1,567	16,728	10.7	16.5	21.1	14.3
91-92	74	1068	9	319	83	123	1,676	17,198	10.3	16.1	21.6	14.4
92-93	77	1115	9	333	83	126	1,742	17,411	10.0	15.6	21.8	14.6
93-94	82	1133	9	351	84	131	1,789	17,594	9.8	15.5	20.9	13.9
94-95	82	1191	10	377	94	139	1,894	17,637	9.3	14.8	22.2	14.6
95-96	82	1229	11	423	110	139	1,994	17,988	9.0	14.6	23.5	15.1
96-97	82	1254	12	441	115	135	2,038	18,380	9.0	14.7	23.9	15.3
97-98	77	1283	12	448	115	128	2,062	18,678	9.1	14.6	25.8	16.7
98-99	79	1317	12	502	117	149	2,176	18,736	8.6	14.2	26.5	16.7
99-00	80	1362	13	511	125	162	2,252	18,698	8.3	13.7	27.2	17.0
00-01	80	1394	13	541	137	162	2,327	18,828	8.1	13.5	28.1	17.4
01-02*	81	1446	13	473	115	166	2,293	18,917	8.2	13.1	27.3	17.9
02-03	81	1455	13	482	115	169	2,315	19,084	8.2	13.1	27.6	18.0
03-04	79	1460	13	485	119	167	2,323	19,497	8.4	13.4	28.4	18.5
04-05	82	1476	13	475	125	173	2,344	19,972	8.5	13.5	27.6	18.0
05-06	85	1529	14	494	127	182	2,432	20,469	8.4	13.4	27.6	18.0
06-07	85	1582	15	507	127	180	2,495	21,120	8.5	13.4	28.4	18.6
07-08	87	1633	15	527	132	188	2,581	21,498	8.3	13.2	28.7	18.8

Change

	Adm	Tch	Nur	PT/EP	FS	CM	Staff	Students
1976-06	46	1,103	10	397	84	111	1,750	11,853

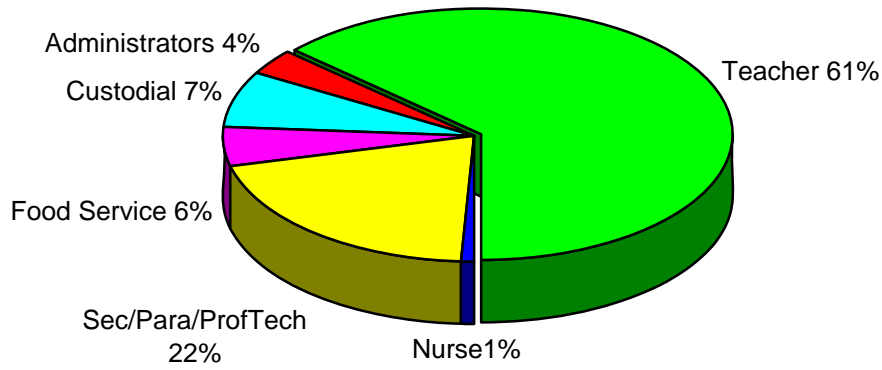
% Change

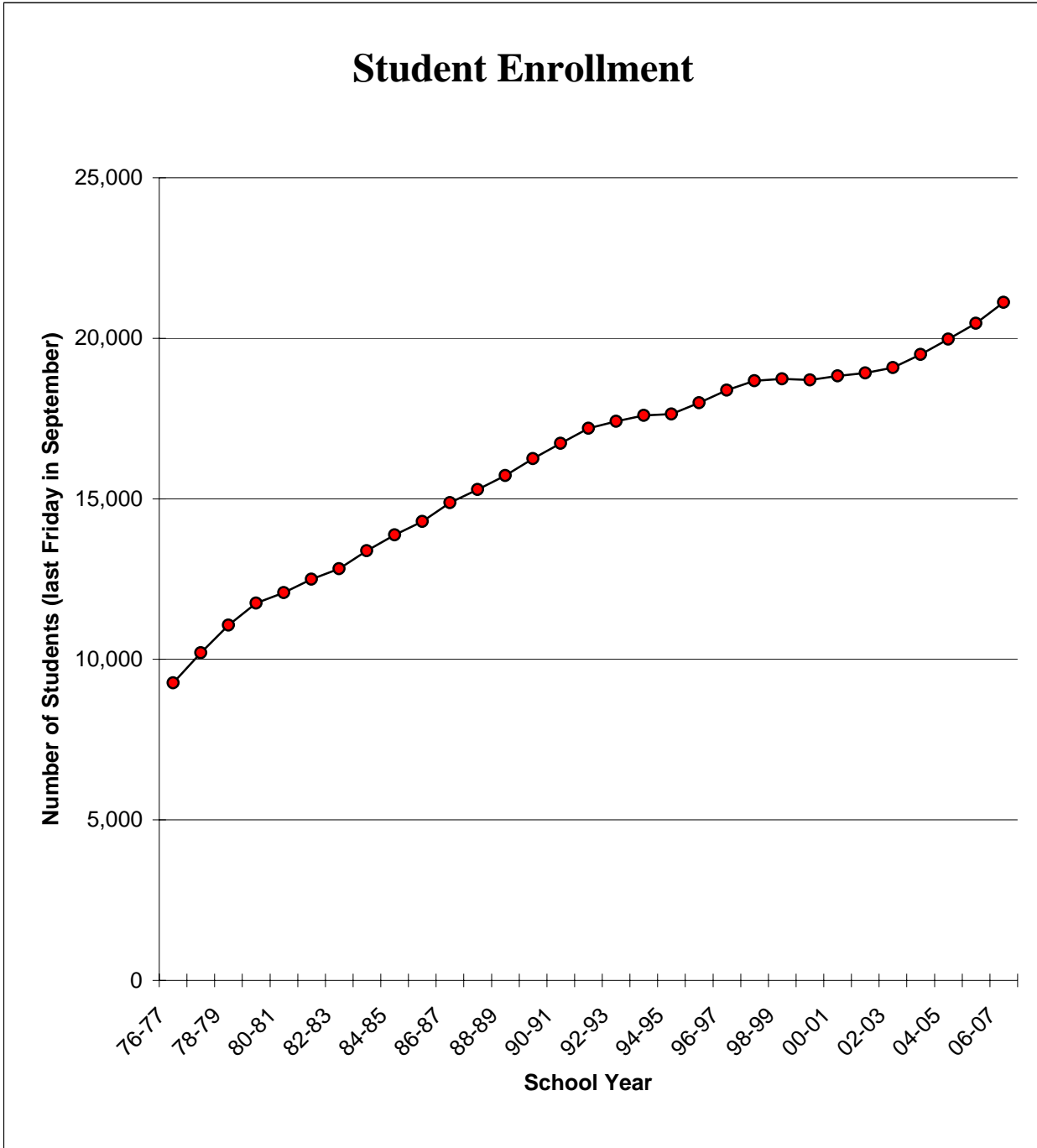
	Adm	Tch	Nur	PT/EP	FS	CM	Staff	Students
1976-06	118%	230%	200%	359%	195%	161%	235%	128%

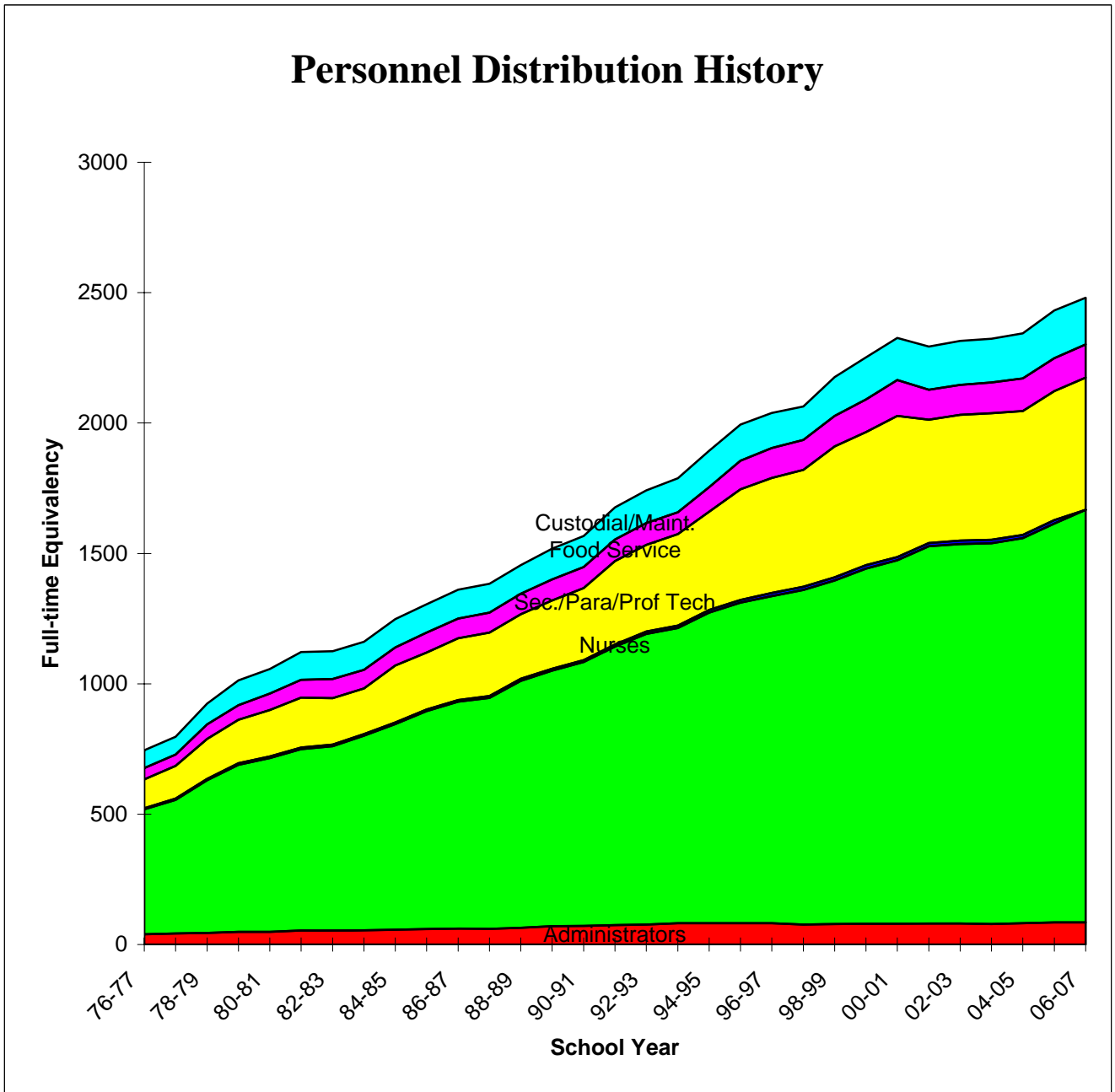
* FTE for paras changed from 5.5 to 8 hours per day = 1 FTE

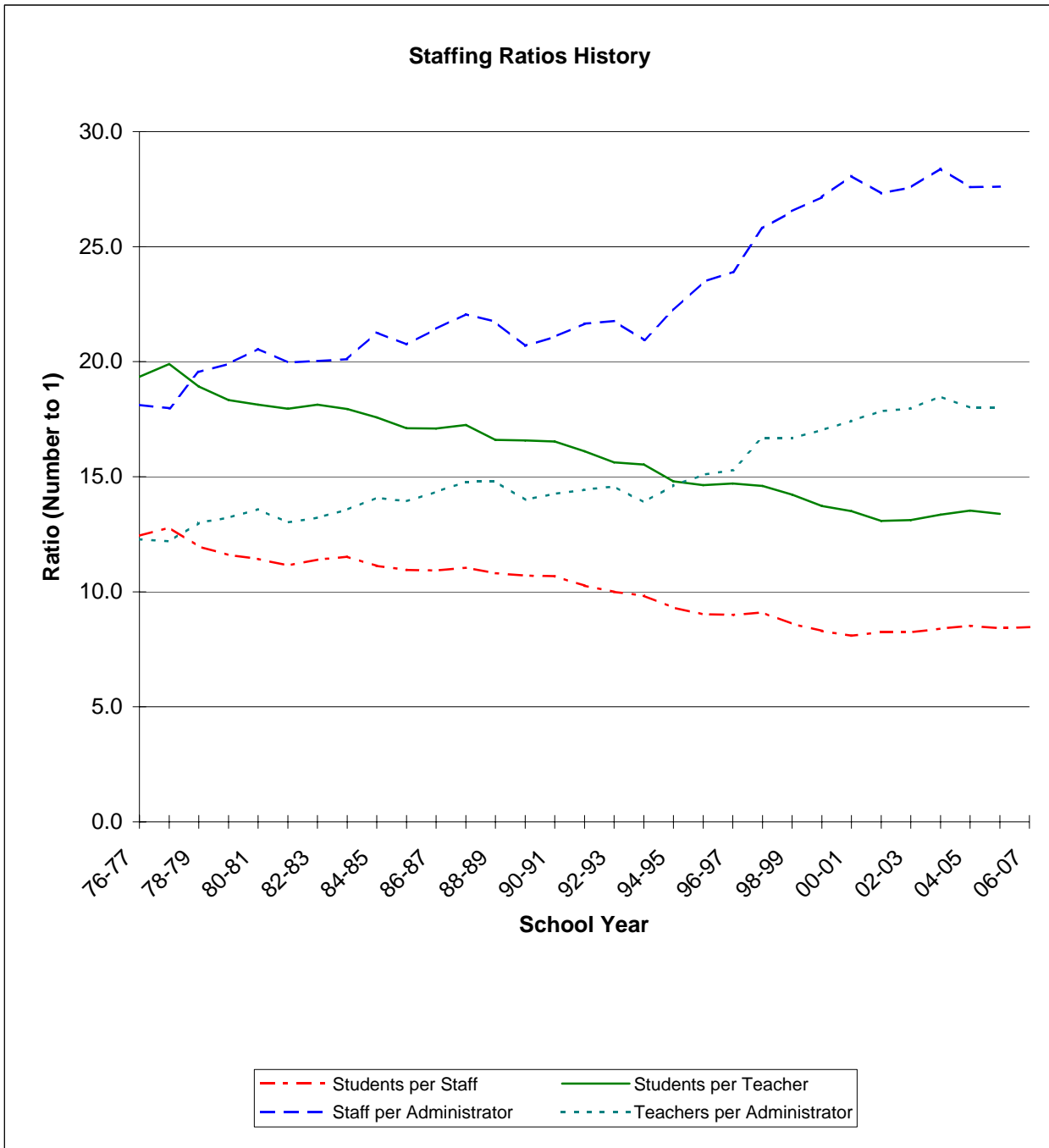
* FTE for food service changed from 6.5 to 8 hours per day = 1 FTE

Personnel Distribution 2007-08









Days Absent by Reason by Employee Group 2006-07

Reason	Admin	Teachers	Nurses	ProfTechS	ProfTechH	EdPara	CustMaint	Food Serv
Personal Illness	115.0	4,208.6	28.5	147.0	743.1	1,128.4	1,077.3	507.4
Family Illness	63.0	2,671.1	22.0	70.5	327.3	673.5	181.2	213.0
Business/Emergency	39.0	1,248.6	16.0	26.0	139.0	252.1	153.4	74.6
Personal	-	509.0	6.0	-	-	-	-	-
Bereavement	21.0	395.3	6.0	9.0	59.7	81.7	73.5	43.4
Family Medical Lv	8.0	3,629.5	5.0	185.5	-	-	-	-
Total Days	246	12,662	84	438	1,269	2,136	1,486	838
Mean Avg Days/Employee	2.89	8.01	5.72	10.21	8.00	7.08	8.25	6.60
% of Scheduled Work	1.3%	4.2%	3.0%	4.7%	3.7%	3.9%	3.7%	3.6%
2005-06	1.9%	4.0%	2.1%	3.8%	3.1%	3.7%	3.7%	3.6%
2004-05	2.0%	4.3%	3.4%	4.6%	3.4%	4.5%	4.0%	4.4%
2003-04	1.8%	4.3%	2.7%	3.7%	3.5%	3.8%	3.9%	4.0%
2002-03	1.3%	4.1%	3.8%	3.6%	5.1%	3.6%	4.1%	4.6%
2001-02	1.4%	3.7%	2.2%	3.5%	3.2%	3.7%	4.0%	4.4%
2000-01	1.7%	3.9%	3.9%	2.8%	3.3%	3.2%	4.1%	3.7%
1999-00	1.6%	3.9%	na	2.5%	2.4%	3.7%	3.5%	3.6%
1998-99	1.8%	3.7%	na	2.5%	2.3%	3.7%	3.0%	3.8%
1997-98	1.2%	3.6%	na	na	2.4%	3.8%	4.4%	4.0%

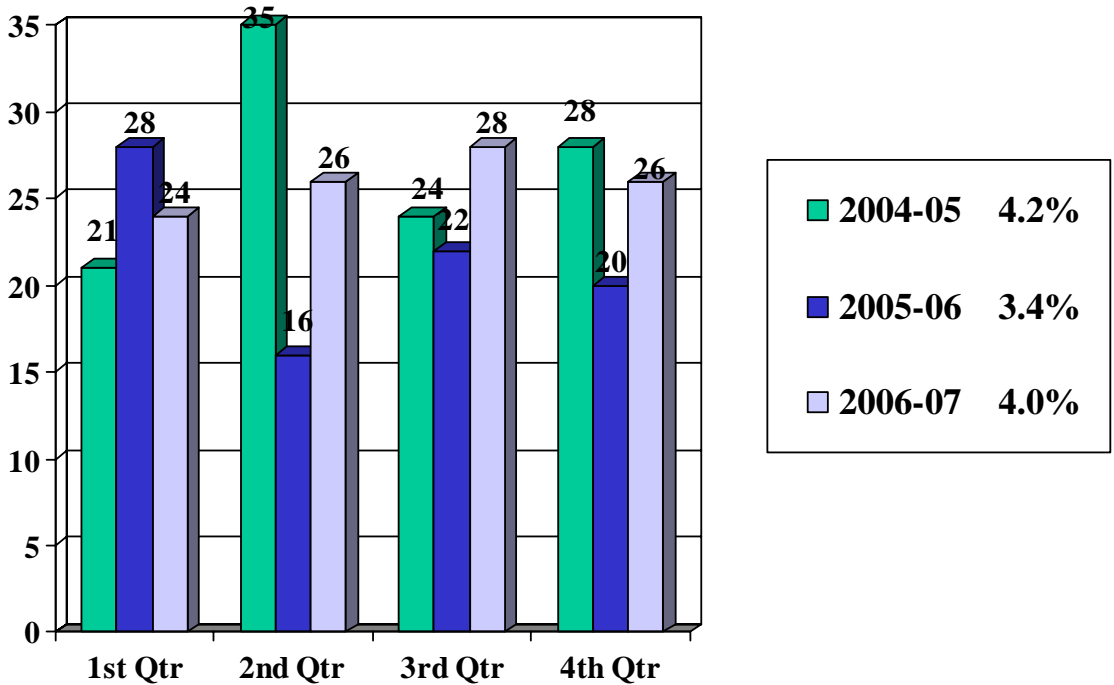
Scheduled Absences

Vacation	363.5	-	-	206.5	816.1	-	1,991.3	-
Military	12.0	16.0	-	-	-	-	-	-
Union	-	22.0	-	-	-	-	-	-
Jury/Election	1.5	86.0	2.0	-	8.0	7.8	4.0	1.8
Professional	324.5	5,700.9	6.0	86.0	-	5.0	-	2.8
Retirement Seminar	2.0	25.5	-	-	-	2.9	5.0	1.0
Misc/Administrative	2.0	171.0	10.0	-	-	-	2.0	1.0
Total Scheduled Days	705.5	6,021.4	18.0	292.5	824.1	15.7	2,002.3	6.5

Teacher Professional Leave Days Avg

2006-07	5,701	3.6
2005-06	5,034	3.3
2004-05	5,012	3.4
2003-04	5,036	3.4
2002-03	5,137	3.5
2001-02	5,223	3.6
2000-01	4,378	3.1
1999-00	4,734	3.5
1998-99	4,356	3.3
1997-98	3,815	3.0
1996-97	4,146	3.3

Utilization



Type of Issue

