

NOTICE OF MEETING
SCHOOL DISTRICT NO. 17
 Notice is hereby given of a Board of Education meeting of School District No. 17, in the County of Douglas, which will be held at 7:00 p.m. on **Monday, May 19, 2008** at 5606 South 147th Street, Omaha, Nebraska. There will be a PAYBAC reception at 6:00 p.m.
 An agenda for such meetings, kept continuously current are available for public inspection at the office of the superintendent at 5606 South 147th Street, Omaha, Nebraska.

MIKE KENNEDY,
 Secretary

5-16-08

**THE DAILY RECORD
 OF OMAHA**
RONALD A. HENNINGSEN, Publisher
PROOF OF PUBLICATION

UNITED STATES OF AMERICA, }
 The State of Nebraska, } ss.
 District of Nebraska, }
 County of Douglas, }
 City of Omaha, }

J. BOYD

being duly sworn, deposes and says that she is

LEGAL EDITOR

of **THE DAILY RECORD**, of Omaha, a legal newspaper, printed and published daily in the English language, having a bona fide paid circulation in Douglas County in excess of 300 copies, printed in Omaha, in said County of Douglas, for more than fifty-two weeks last past; that the printed notice hereto attached was published in **THE DAILY RECORD**, of Omaha, on _____

May 16, 2008

That said Newspaper during that time was regularly published and in general circulation in the County of Douglas, and State of Nebraska.

NOTARY
 COMMISSION
 EXPIRES 14.60
 Publisher's Fee \$
 Additional Copies \$
 Total \$14.60
 MAY 6, 2010
 STATE OF NEBRASKA

Subscribed in my presence and sworn to before me this _____ 16th _____ day of


May 2008

Notary Public in and for Douglas County, State of Nebraska


**ACKNOWLEDGMENT OF RECEIPT
OF NOTICE OF MEETING**

The undersigned members of the Board of Education of Millard, District #017, Omaha, Nebraska, hereby acknowledge receipt of advance notice of a meeting of said Board of Education and the agenda for such meeting held at 7:00 P.M. on MAY 19, 2008, at Don Stroh Administrative Center 5606 South 147th Street Omaha, NE 68137


Dated this 19th day of MAY, 2008.




Jean Stothert, President



Brad Burwell, Vice President



Mike Kennedy, Secretary




Mike Pate, Treasurer

David M. Anderson


Linda Poole



Derek Collins – Millard North High School



Jessica Lamb – Millard South High School



Jill Hindmarsh – Millard West High School

BOARD OF EDUCATION MEETING

MAY 19, 2008

NAME:

REPRESENTING:

| | |
|--------------------|-------------|
| Jeri Wesley | Rockwell |
| Nancy Averill | Morton |
| Colton Peze | Milrod Vest |
| Andrea Hansen | Morton |
| Sharon Jennings | Morton |
| Pam Morrow | Morton |
| Jill Slobb | Retired |
| Marti Harris | Morton |
| Luba Ingello | Morton |
| Patricia Jagemann | Morton |
| Linda Leonard | Morton |
| Smela Unkeles | MWHS |
| Kyle Pass | MWHS |
| Kristian Trent | MWHS |
| Eija Kampschneider | MWHS |
| Lisa Kallman | Rockwell |
| Don Murphy | AMS |
| Kat Kline | AMS |
| Ellie Mackowski | AMS |
| Kristen Tober | MWHS |

BOARD OF EDUCATION MEETING

MAY 19, 2008

NAME:

REPRESENTING:

| | |
|---------------------------|--------|
| Jane Rittenbach | AMS |
| Becky Maschka | Morton |
| Jane C. Reagan | Morton |
| Lindsey Kendrick | MWHS |
| Jessica Curtis | MWHS |
| Steve Dance | Morton |
| Barb Jean | Reeder |
| Claudia Wickham | Morton |
| Kyle DeHendager | AMS |
| Eric T. [unclear] | MWHS |
| Mark [unclear] | MWHS |
| Shawn Hoover | MWHS |
| Brandon Sklenar | " |
| Evan Block | " |
| Malik Nabulsi | MWHS |
| Candace Holmes | MWHS |
| Steven Mark | MWHS |
| Jan Feyer | MWHS |
| Jenna Pally | MWHS |



BOARD OF EDUCATION
MEETING



MAY 19, 2008

BOARD OF EDUCATION
MILLARD PUBLIC SCHOOLS
OMAHA, NEBRASKA

2

BOARD MEETING
7:00 P.M.

STROH ADMINISTRATION CENTER
5606 SOUTH 147th STREET
MAY 19, 2008

AGENDA

6:00 P.M. -- PAYBAC Reception

A. Call to Order

The Public Meeting Act is posted on the Wall and Available for Public Inspection

B. Pledge of Allegiance

C. Roll Call

D. Public Comments on agenda items – This is the proper time for public questions and comments on agenda items only. Please make sure a request form is given to the Board President before the meeting begins.

E. Routine Matters

1. *Approval of Board of Education Minutes May 5, 2008
2. *Approval of Bills
3. *Receive the Treasurer's Report and Place on File
4. Summary of Committee of the Whole Meeting – May 12, 2008

F. Information Items

1. PAYBAC Awards
2. Employees of the Month
3. Superintendent's Comments
4. Board Comments/Announcements
5. Reports from Student Representatives and Present Plaques to Students

G. Unfinished Business:

1. Approval of Policy 10001 – Site Based Planning and Management – Mini Magnets

H. New Business

1. Approval of 2008 Graduates
2. Approval of Rule 10001.1 – Site-Based Planning and Management – Mini-Magnet Development
3. Approval of Rule 10001.2 – Site-Based Planning and Management – Center Development: A Plan for Low Enrollment Buildings
4. First Reading Policy 4300 – Human Resources – Professional Growth/Inservice
5. First Reading of Policy 6200 – Curriculum, Instruction, and Assessment – Taught Curriculum – Instructional Delivery
6. Reaffirm Policy 6700 – Curriculum, Instruction, and Assessment - Co-Curricular Activities
7. Reaffirm Rule 6700.2 – Curriculum, Instruction, and Assessment - Interscholastic Athletics and Activities – Approval Procedures and Criteria
8. Reaffirm Rule 6700.4 – Curriculum, Instruction, and Assessment - Extracurricular School Sponsored Clubs and Activities, and Interscholastic Athletics and Activities – School Social Events
9. Reaffirm Rule 6700.5 – Curriculum, Instruction, and Assessment - Extracurricular School Sponsored Clubs and Activities, and Interscholastic Athletics and Activities – Intramural Athletics
10. Administrator for Hire
11. Approval of Personnel Actions: Amendment to Continuing Contract(s), Leave(s) of Absence, Resignation(s), and New Hire(s).

I. Reports

1. Parent Opinion Surveys
2. Enrollment Projections
3. Curriculum Management Audit Update
4. Suspension Reduction Program Report

J. Future Agenda Items/Board Calendar

1. 2008 Graduation on Saturday, May 31, 2008 at Civic Auditorium – Millard North High School at 10 a.m., Millard South High School at 1:00 p.m., and Millard West High School at 4:00 p.m.
2. Board of Education Meeting on Monday, June 2, 2008, at 7 p.m. at the Don Stroh Administration Center, 5606 South 147th Street
3. Committee of the Whole Meeting on Monday, June 9, 2008 at 7 p.m. at the Don Stroh Administration Center, 5606 South 147th Street
4. Board of Education Meeting on Monday, June 16, 2008 at 7 p.m. at the Don Stroh Administration Center, 5606 South 147th Street
5. Board of Education Meeting on Monday, July 7, 2008 at 7 p.m. at the Don Stroh Administration Center, 5606 South 147th Street
6. New Teacher Breakfast on Monday, August 4, 2008 at 7:30 a.m. at Millard South High School
7. Strategic Planning on Monday, August 4, 2008, at 12:00 Noon at Ironwood Country Club on 127th & Pacific
8. Fall Kick-Off Celebration on Friday, August 8, 2008 at 8:30 a.m. at Embassy Suites, 12520 Westport Parkway
9. Committee of the Whole Meeting on Monday, August 11, 2008 at 7 p.m. at the Don Stroh Administration Center, 5606 South 147th Street
10. Board of Education Meeting on Monday, August 18, 2008 at 7 p.m. at the Don Stroh Administration Center, 5606 South 147th Street

K. Public Comments - This is the proper time for public questions and comments on any topic. Please make sure a request form is given to the Board President before the meeting begins.

L. Adjournment:

All items indicated by an asterisk (*) will comprise the Consent Agenda and may be acted on in a single motion. Items may be deleted from the Consent Agenda by request of any board member.

.BOARD OF EDUCATION
MILLARD PUBLIC SCHOOLS
OMAHA, NEBRASKA

4

BOARD MEETING
7:00 P.M.

STROH ADMINISTRATION CENTER
5606 SOUTH 147TH STREET
MAY 19, 2008

6:00 p.m. – PAYBAC RECEPTION

ADMINISTRATIVE MEMORANDUM

A. Call to Order

The Public Meeting Act is posted on the Wall and Available for Public Inspection

B. Pledge of Allegiance

C. Roll Call

D. Public Comments on agenda items - This is the proper time for public questions and comments on agenda items only. Please make sure a request form is given to the Board President prior to the meeting.

*E.1. Motion by _____, seconded by _____, to approve the Board of Education Minutes – May 5, 2008. (See enclosure.)

*E.2. Motion by _____, seconded by _____, to approve the bills. (See enclosure.)

*E.3. Motion by _____, seconded by _____, to receive the Treasurer's Report and Place on File. (See enclosure.)

E.4. Summary of Committee of the Whole Meeting – May 12, 2008

F.1. Showcase: PAYBAC Awards

F.2. Employees of the Month

F.3. Superintendent's Comments

F.4. Board Comments/Announcements

F.5. Report from Student Representatives and Presentation of Plaques

G.1. Motion by _____, seconded by _____, to approve Policy 10001 – Site-Based Planning and Management – Mini Magnets. (See enclosure.)

H.1. Motion by _____, seconded by _____, to approve 2008 Graduates. (See enclosure.)

H.2. Motion by _____, seconded by _____, to approve Rule 10001.1 – Site-Based Planning and Management – Mini-Magnets Development. (See enclosure.)

H.3. Motion by _____, seconded by _____, to approve Rule 10001.2 – Site-Based Planning and Management – Center Development: A Plan for Low Enrollment Buildings. (See enclosure.)

H.4. First Reading of Policy 4300 – Human Resources – Professional Growth/Inservice. (See enclosure.)

H.5. First Reading of Policy 6200 – Curriculum, Instruction, and Assessment – Taught Curriculum – Instructional Delivery. (See enclosure.)

- H.6. Motion by _____, seconded by _____, to reaffirm Policy 6700 – Curriculum, Instruction, and Assessment – Co-Curricular Activities. (See enclosure.)
- H.7. Motion by _____, seconded by _____, to reaffirm Rule 6700.2 – Curriculum, Instruction, and Assessment – Interscholastic Athletics and Activities – Approval Procedures and Criteria. (See enclosure.)
- H.8. Motion by _____, seconded by _____, to reaffirm Policy 6700.4 – Curriculum, Instruction, and Assessment – Extracurricular School Sponsored Clubs and Activities, and Interscholastic Athletics and Activities – School Social Events. (See enclosure.)
- H.9. Motion by _____, seconded by _____, to reaffirm Rule 6700.5 – Curriculum, Instruction, and Assessment – Extracurricular School Sponsored Clubs and Activities, and Interscholastic Athletics and Activities – Intramural Athletics. (See enclosure.)
- H.10. Motion by _____, seconded by _____, to approve administrator for hire: Chad Zimmerman, Assistant Principal at Millard North High School. (See enclosure.)
- H.11. Motion by _____, seconded by _____, to approve Personnel Actions: Amendment to Continuing Contract(s), Leave(s) of Absence, Resignation(s), and New Hire(s). (See enclosure.)

I. Reports:

1. Parent Opinion Survey
2. Enrollment Projections
3. Curriculum Management Audit Update
4. Suspension Reduction Program Report

J. Future Agenda Items/Board Calendar

1. 2008 Graduation on Saturday, May 31, 2008 at Civic Auditorium – Millard North High School at 10 a.m., Millard South High School at 1:00 p.m., and Millard West High School at 4:00 p.m.
2. Board of Education Meeting on Monday, June 2, 2008, at 7 p.m. at the Don Stroh Administration Center, 5606 South 147th Street
3. Committee of the Whole Meeting on Monday, June 9, 2008 at 7 p.m. at the Don Stroh Administration Center, 5606 South 147th Street
4. Board of Education Meeting on Monday, June 16, 2008 at 7 p.m. at the Don Stroh Administration Center, 5606 South 147th Street
5. Board of Education Meeting on Monday, July 7, 2008 at 7 p.m. at the Don Stroh Administration Center, 5606 South 147th Street
6. New Teacher Breakfast on Monday, August 4, 2008 at 7:30 a.m. at Millard South High School
7. Strategic Planning on Monday, August 4, 2008, at 12:00 Noon at the Ironwood Country Club on 127th & Pacific
8. Fall Kick-Off Celebration on Friday, August 8, 2008 at 8:30 a.m. at Embassy Suites, 12520 Westport Parkway
9. Committee of the Whole Meeting on Monday, August 11, 2008 at 7 p.m. at the Don Stroh Administration Center, 5606 South 147th Street
10. Board of Education Meeting on Monday, August 18, 2008 at 7 p.m. at the Don Stroh Administration Center, 5606 South 147th Street

K. Public Comments - This is the proper time for public questions and comments on any topic. Please make sure a request form is given to the Board President before the meeting begins.

L. Adjournment

All items indicated by an asterisk (*) will comprise the Consent Agenda and may be acted on in a single motion. Items may be deleted from the Consent Agenda by request of any board member.

MILLARD PUBLIC SCHOOLS
SCHOOL DISTRICT NO 17

6

A meeting was held of the Board of Education of the School District No. 17, in the County of Douglas in the State of Nebraska. This meeting was convened in open and public session at 7:00 p.m., Monday, May 5, 2008, at the Don Stroh Administration Center, 5606 South 147th Street.

PRESENT: Jean Stothert, Brad Burwell, Mike Kennedy, Mike Pate, Dave Anderson and, Linda Poole

Notice of this meeting was given in advance thereof by publication in the Daily Record on, May 2, 2008; a copy of the publication is being attached to these minutes. Notice of this meeting was given to all members of the Board of Education and a copy of their Acknowledgment of Receipt of Notice and the agenda are attached to these minutes. Availability of the agenda was communicated in advance notice and in the notice of the Board of Education of this meeting. All proceedings hereafter shown were taken while the convened meeting was open to the attendance of the public.

At 7:00 p.m. Mrs. Stothert announced the Public meeting Act is posted on the wall and available for public inspection. Mrs. Stothert asked everyone to say the Pledge of Allegiance.

Roll call was taken and all members were present.

Motion by Mike Kennedy, seconded by Linda Poole, to approve the Board of Education minutes of April 21, 2008, Special Board of Education Minutes April 24, 2008, to approve the bills, and receive the Treasurer's Report and place on file, upon roll call vote, all members voted aye. Motion carried.

Showcase highlighted award winners in DECA, World Languages, Presidential Scholars, Skills USA, Computer Science, Health Occupation Students of American (HOSA), and Forensics.

Superintendent's Comments:

1. Millard Schools had three of the nine World Herald Scholars that were announced in the paper on Sunday.
2. Reminder of the Foundation Hall of Fame Banquet on Friday, May 9, 2008, the Employee Recognition dinner will be held on Wednesday, May 14, 2008 at the Georgetowne Club, and Graduation will be on Saturday, May 31, 2008 with Millard North at 10 a.m., Millard South will be at 1:00 p.m., and Millard West will be at 4:00 p.m. at the Civic Auditorium.
3. Transportation will be continued for another year between Reagan and Upchurch Elementary due to no sidewalks in many of the subdivisions.
4. The metropolitan principals will be meeting at Millard West High School, and their guest speaker will be Senator Raikes. Senator Raikes will speak on the Learning Community laws and how it will impact the schools.
5. The committee meeting agenda for Monday, May 12, 2008 will be on the budget. The program budgeting team has met, and established the ranking.

Board Comments:

Mike Kennedy commented on the newspaper article about the amount of funds each school district received and he thought that Millard was being punished for being fiscally responsible to its taxpayers by providing an education with the least amount of dollars within the whole Learning Community.

Dave Anderson announced that he will be attending the Millard Business Association function. He also announced that he will not be at the Board meeting on May 19th because of the music awards program at Millard South High School.

Mr. Anderson also noted that Derek Collins, student representative from Millard North High School, was one of the recipients of a Lion's Club scholarship. Mr. Anderson offered his congratulation to Derek.

Brad Burwell was invited to attend a meeting with members of the State Board of Education to discuss the process to use for the replacement for Commissioner Doug Christensen, who will be retiring. Mr. Burwell said the group advised the members of the State Board of Education to take their time and get the right person, because it could be a little late to get someone at this time. The State Board members said there were individuals who could be an interim Commissioner while looking for a permanent one. This committee is scheduled to meet in three to four weeks again, and Mr. Burwell said he would keep the Millard board informed as to the progress of the committee.

Linda Poole said she attended the MEA retirement dinner where over 800 years of experience will be retiring. Mrs. Poole wished them all well.

Mrs. Poole said she may not be at the committee meeting if Millard West gets into the championship soccer game.

Derek Collins, student representative from Millard North High School, Jessica Lamb, student representative from Millard South High School, and Erica Fennen, student representative from Millard West High School gave their reports on the activities in academics and athletics at their respective schools.

Motion by Linda Poole, seconded by Brad Burwell, to approve Job Description 2100.22 – Administrator Job Description - Administrator for Special Education Programs and Compliance, upon roll call vote, all members voted aye. Motion carried.

Motion by Brad Burwell, seconded by Linda Poole, to approve Job Description 2100.26 – Administrator Job Description - Coordinator of Related Services and Young Adult Program, upon roll call vote, all members voted aye. Motion carried.

Motion by Dave Anderson, seconded by Linda Poole, to approve Rule 6700.1 – Curriculum, Instruction, and Assessment – Extracurricular School Sponsored Clubs and Activities – Approval Procedures and Criteria. Motion by Mike Pate, seconded by Mike Kennedy, to amend the motion to include Rule 6700.6 – Curriculum, Instruction, and Assessment – Extracurricular School Sponsored Clubs and Activities and Interscholastic Athletics and Activities (Travel and Trips), Rule 6700.7 – Curriculum, Instruction, and Assessment – Extracurricular School Sponsored Clubs, Activities and Interscholastic Athletics, and Activities (Travel and Trips) - Overnight Travel and Trips Guidelines - Middle Schools, Rule 6700.8 – Curriculum, Instruction, and Assessment – Extracurricular School Sponsored Clubs, Activities and Interscholastic Athletics, and Activities (Travel and Trips) - Overnight Travel and Trips Guidelines – High Schools. Upon roll call vote Brad Burwell, Jean Stothert, Linda Poole, Mike Pate, and Dave Anderson voted aye. Mike Kennedy was not in attendance at the time of the vote. Motion carried. The motion on the amended motion all members voted aye. Motion carried.

Mike Pate provided the first reading of Policy 10001 – Site-Based Planning and Management – Mini Magnets. This policy will be on the next board agenda for approval.

Motion by Brad Burwell, seconded by Mike Kennedy, that approval be given to the contract documents for the Horizon High School construction project, upon roll call vote, all members voted aye. Motion carried.

Motion by Linda Poole, seconded by Brad Burwell, that the RESOLUTION AUTHORIZING AND APPROVING A LEASE-PURCHASE TRANSACTION WITH FIRST NATIONAL BANK OF OMAHA, THE PROCEEDS OF WHICH WILL BE USED TO PAY THE COSTS OF ACQUIRING ONE OR MORE SITES AND ANY EXISTING BUILDINGS THEREON TO PROVIDE FACILITIES FOR SUPPORT SERVICES FOR THE OPERATION OF THE DISTRICT AND ITS PROPERTIES; APPROVING THE ISSUANCE, SALE AND DELIVERY OF NOT TO EXCEED \$5,000,000 PRINCIPAL AMOUNT OF CERTIFICATES OF PARTICIPATION IN SUCH LEASE; FIXING IN PART AND

PROVIDING FOR THE FIXING IN PART OF CERTAIN PROVISIONS OF THE LEASE; AND RELATED MATTERS be approved as submitted, upon roll call vote, all members voted aye. Motion carried.

Motion by Brad Burwell, seconded by Linda Poole, that the proposed Assignment of the March 4, 2008 Real Estate Purchase Agreement related to the property at 13737 Industrial Road be approved as submitted, upon roll call vote, all members voted aye. Motion carried.

Motion by Linda Poole, seconded by Brad Burwell, that the District acquire property for the purpose of providing additional operational space for technology, school psychologists, staff development, food service, maintenance, and operations, upon roll call vote, all members voted aye. Motion carried.

Motion by Dave Anderson, seconded by Brad Burwell, to approve Personnel Actions: Amendment to Continuing Contract: Robin Breedlove; Rescission of Resignation: Robin Breedlove; Resignations: Kevin Gross, Katrina Reeves, Ashley Sullwold, Justin Curtis, Melissa Hoddel, Arthur Beckman, Van Ruggeri, Jodie Tuttle, and Jonathan Ryberg, Leave of Absence: Dava Fox; and New Hires: Jane McIntyre, Alison Naprstek, Jamie Gilfry, Tiffany Orsburn, Danielle Frolio, Susan Schiltz, Jodi Frager, Alexander Fields, Teresa Perkins, Sarah Reinert; Jane Splittgerber, Gretchen Littler, and Megan Kuchta, upon roll call vote, all members voted aye. Motion carried.

Reports: An Enrollment Report, and the Norris Montessori Program Evaluation

Future Agenda Items/Board Calendar: The Foundation Hall of Fame Banquet will be held on Friday, May 9, 2008 at 6:30 p.m. at the Qwest Center. A Committee of the Whole Meeting will be held on Monday, May 12, 2008, at 7 p.m. at the Don Stroh Administration Center, 5606 South 147th Street. The Employee Recognition Dinner will be held on Wednesday, May 14, 2008 at 5:30 p.m. at the Georgetowne Club. The Board of Education Meeting will be held on Monday, May 19, 2008, at 7 p.m. at the Don Stroh Administration Center, 5606 South 147th Street. Graduation will be held on Saturday, May 31, 2008 at Civic Auditorium – Millard North High School at 10 a.m., Millard South High School at 1:00 p.m., and Millard West High School at 4:00 p.m. A Board of Education Meeting will be held on Monday, June 2, 2008, at 7 p.m. at the Don Stroh Administration Center, 5606 South 147th Street. The Millard Public Schools Foundation Golf Tournament will be held on Friday, June 6, 2008 at Deer Creek at 12:00 Noon. The Committee of the Whole Meeting on Monday, June 9, 2008 at 7 p.m. at the Don Stroh Administration Center, 5606 South 147th Street. A Board of Education Meeting will be held on Monday, June 16, 2008 at 7 p.m. at the Don Stroh Administration Center, 5606 South 147th Street

Jean Stothert adjourned the meeting.



SECRETARY

Millard Public Schools
May 19, 2008

Millard Public Schools

Check Register

10

Prepared for the Board Meeting of May 19, 2008

| Check No | Vend No | Vendor Name | Amount |
|----------|---------|----------------------------------|----------|
| 290815 | 011651 | AMERICAN EXPRESS | 8,365.24 |
| 290817 | 017900 | BARCO MUNICIPAL PRODUCTS, INC. | 109.80 |
| 290818 | 136539 | NATHAN BEERNINK | 212.16 |
| 290819 | 106110 | BRAD BURWELL | 515.68 |
| 290820 | 107454 | CHRISTOPHER COLLING | 175.00 |
| 290825 | 037525 | EDUCATIONAL SERVICE UNIT #3 | 395.22 |
| 290826 | 133397 | HY-VEE INC | 2,186.53 |
| 290827 | 132878 | HY-VEE INC | 167.32 |
| 290828 | 049851 | HY-VEE INC | 1,887.34 |
| 290829 | 049850 | HY-VEE INC | 590.17 |
| 290831 | 135291 | JONI L JOHNSON | 350.00 |
| 290832 | 135754 | MICHAEL J LONGACRE | 106.08 |
| 290834 | 121126 | PATRICIA A MEEKER | 299.06 |
| 290835 | 133582 | MILLARD BUSINESS ASSOCIATION | 200.00 |
| 290836 | 065438 | MILLARD NORTH HIGH SCHOOL | 317.50 |
| 290838 | 107732 | BRIAN L NELSON | 425.00 |
| 290840 | 130091 | NORTH MIDDLE SCHOOL | 23.69 |
| 290841 | 136770 | DONALD G PRIMMER | 600.00 |
| 290843 | 136036 | LARRY D RIBBLE | 61.17 |
| 290845 | 079440 | ROSENBAUM ELECTRIC INC | 93.00 |
| 290851 | 107354 | STEPHEN W. VENTEICHER | 375.00 |
| 290853 | 136617 | ANTHONY R WARD | 99.82 |
| 290877 | 136539 | NATHAN BEERNINK | 26.52 |
| 290878 | 107540 | BRIAN F BEGLEY | 296.10 |
| 290879 | 135363 | JOHN V BRAMER | 73.00 |
| 290880 | 136359 | CAMBRIDGE STRATEGIC SERVICES LLC | 5,000.00 |
| 290882 | 065420 | CENTRAL MIDDLE SCHOOL | 212.65 |
| 290883 | 136775 | ELK GROVE LODGING LLC | 155.68 |
| 290884 | 103136 | CROSS CULTURAL DEVELOPMENTAL | 385.25 |
| 290885 | 109021 | PATRICIA A CRUM | 769.67 |
| 290887 | 107469 | DEFFENBAUGH INDUSTRIES | 8,829.23 |
| 290888 | 133261 | ANGELA M DIEHM | 175.00 |
| 290889 | 136555 | KATIE DINNING | 132.60 |
| 290890 | 073721 | PARK UNIVERSITY ENTERPRISES INC | 198.00 |
| 290891 | 106894 | TAMMY GEBHART | 90.55 |
| 290892 | 136159 | GEOGRAPHIC EDUCATORS OF NEBRASKA | 20.00 |
| 290894 | 133397 | HY-VEE INC | 201.55 |
| 290895 | 049850 | HY-VEE INC | 1,686.00 |
| 290896 | 134194 | KARCHER FLOOR CARE INC | 1,341.45 |
| 290897 | 136779 | VAIL RESORTS INC | 140.03 |
| 290898 | 132676 | DENNIS F KIMBERLIN | 315.00 |
| 290900 | 058755 | LAIDLAW TRANSIT INC | 100.00 |
| 290901 | 058755 | LAIDLAW TRANSIT INC | 787.50 |
| 290902 | 136722 | BRIDGET LEWIS | 182.00 |
| 290904 | 131397 | LOWE'S HOME CENTERS INC | 768.67 |
| 290906 | 100337 | ARNO P NEBEN | 12.50 |

Date: 5/14/08

Millard Public Schools

Check Register

11

Prepared for the Board Meeting of May 19, 2008

| Check No | Vend No | Vendor Name | Amount |
|----------|---------|--------------------------------|-----------|
| 290907 | 068334 | NEBRASKA AIR FILTER INC | 179.57 |
| 290908 | 107732 | BRIAN L NELSON | 187.50 |
| 290911 | 109831 | JANET PELSTER | 65.00 |
| 290912 | 071368 | PETTY CASH/MILLARD NORTH | 223.87 |
| 290914 | 098765 | SECURITY BENEFIT LIFE INS CO | 953.70 |
| 290915 | 106606 | JEAN STOTHERT | 127.77 |
| 290917 | 134131 | STORM THRONE | 106.08 |
| 290918 | 107354 | STEPHEN W. VENTEICHER | 525.00 |
| 290920 | 094245 | WESTLAKE ACE HARDWARE INC | 645.60 |
| 290921 | 135303 | KATIE J WOODRICH | 17.90 |
| 290923 | 106773 | FIRST NATIONAL BANK VISA | 27,680.09 |
| 290925 | 065425 | ANDERSEN MIDDLE SCHOOL | 50.00 |
| 290927 | 010083 | ATS MOBILE TELEPHONE CO INC | 141.00 |
| 290929 | 130337 | DEBRA K BEAUDOIN | 25.64 |
| 290930 | 136782 | LAURIE A BISHOP | 84.96 |
| 290932 | 065420 | CENTRAL MIDDLE SCHOOL | 1,310.00 |
| 290933 | 136780 | LISA L CLINARD | 173.18 |
| 290934 | 022701 | SHARON R COMISAR-LANGDON | 29.44 |
| 290935 | 133818 | CONNECTIVITY SOLUTIONS MFG INC | 1,311.41 |
| 290936 | 133617 | CONOCOPHILLIPS | 10,459.31 |
| 290937 | 108436 | COX COMMUNICATIONS INC | 43,191.65 |
| 290938 | 106893 | CULLIGAN WATER CONDITIONING | 61.51 |
| 290940 | 136517 | WILLIAM DAUGHTRIDGE | 209.22 |
| 290941 | 109850 | DEX MEDIA EAST LLC | 54.16 |
| 290944 | 136122 | RUTH A EHLER | 13.87 |
| 290945 | 134861 | TARA R FABIAN | 35.59 |
| 290946 | 040450 | FEDERAL EXPRESS | 447.50 |
| 290948 | 041543 | AMY J FRIEDMAN | 16.27 |
| 290949 | 107025 | GALAXY CABLE INC | 2,575.50 |
| 290951 | 106386 | DONNA R HELVERING | 63.54 |
| 290953 | 136703 | HOTSHOT DELIVERIES INC | 1,200.00 |
| 290954 | 133037 | JENSEN TIRE COMPANY | 45.00 |
| 290955 | 135629 | LISA A JENSEN | 90.22 |
| 290956 | 131367 | AMANDA J JOHNSON | 294.22 |
| 290957 | 136784 | CURTIS L JOHNSON | 210.75 |
| 290958 | 134774 | BRANDI L KANNING | 57.45 |
| 290959 | 132571 | JULIA L KOLANDER | 47.00 |
| 290960 | 058755 | LIDLAW TRANSIT INC | 0.00 |
| 290964 | 136781 | HEIDI A LARSON | 17.50 |
| 290966 | 132893 | TAMARA R MCCANN | 218.16 |
| 290967 | 133403 | AMERICAN NATIONAL BANK | 903.60 |
| 290970 | 136275 | KRISTA MORRISON | 90.90 |
| 290971 | 132698 | NATIONAL BAND ASSOCIATION | 45.00 |
| 290972 | 066671 | NCTM | 208.00 |
| 290973 | 131083 | R KEITH NETH | 100.31 |
| 290974 | 134628 | AMY NUNAMAKER | 225.00 |

Date: 5/14/08

Millard Public Schools

Check Register

12

Prepared for the Board Meeting of May 19, 2008

| Check No | Vend No | Vendor Name | Amount |
|-----------------------------------|---------|-------------------------------------|-------------------|
| 290975 | 050042 | ANNE M OETH | 98.42 |
| 290976 | 135792 | OMAHA PERFORMING ARTS SOCIETY | 39.00 |
| 290978 | 107783 | HEIDI T PENKE | 12.00 |
| 290980 | 136035 | MICHAEL T QUINT | 18.99 |
| 290984 | 136396 | LOREN E SCHNITTGRUND | 500.00 |
| 290985 | 082100 | SCHOLASTIC INC | 209.00 |
| 290987 | 082395 | CLAUDIA K SCHULTE | 42.76 |
| 290989 | 131719 | SHERRY K SEIDL | 342.37 |
| 290990 | 134189 | JODY L SEMPEK | 21.75 |
| 290991 | 131078 | SHAR PRODUCTS COMPANY | 34.85 |
| 290992 | 136785 | CAROLJEAN SHIRLEY | 161.64 |
| 290993 | 106743 | DONNA K SLOSSON | 147.53 |
| 290994 | 131446 | TOSHIBA AMERICA INFO SYS INC | 15,728.97 |
| 290995 | 132619 | SCOTT E TOWNSLEY | 24.90 |
| 290996 | 136110 | DONNA R TROMBLA | 51.70 |
| 290997 | 090242 | UNITED PARCEL SERVICE | 320.96 |
| 290998 | 093976 | WEEKLY READER CORPORATION | 215.80 |
| 290999 | 093978 | BECKY S WEGNER | 12.56 |
| 291000 | 133119 | RA POPP ENTERPRISES | 57.00 |
| 291001 | 134072 | ROBIN L WIAR | 55.00 |
| 291002 | 134846 | JULIE M WILLIAMS | 96.90 |
| 291003 | 107538 | YELLOW TRANSPORTATION INC | 2,790.93 |
| 291004 | 096200 | YOUNG & WHITE | 21,240.60 |
| 291007 | 044050 | GENERAL BINDING CORPORATION | 364.00 |
| 291008 | 047853 | HAPPY CAB COMPANY INC | 7.55 |
| 291010 | 048475 | HEARTLAND FOUNDATION | 16,875.00 |
| 291011 | 048517 | GREENWOOD PUBLISHING GROUP INC | 179.00 |
| 291013 | 136789 | CINDY HOLLING | 157.56 |
| 291014 | 101032 | HUSKER MIDWEST PRINTING | 68.00 |
| 291015 | 058755 | LAIDLAW TRANSIT INC | 139.07 |
| 291016 | 136004 | HEIDI JO NEUMANN | 139.48 |
| 291017 | 132146 | ORIZON CPAS LLC | 2,847.50 |
| Total for GENERAL FUND | | | 197,173.46 |
| 21140 | 136279 | MILLARD PUBLIC SCHOOL CLEARING ACCT | 142.00 |
| 21141 | 133502 | ARAMARK | 631,391.93 |
| 21142 | 106893 | CULLIGAN WATER CONDITIONING | 18.49 |
| Total for FOOD SERVICE | | | 631,552.42 |
| 290847 | 133047 | SIRSI CORPORATION | 3,112.44 |
| 290922 | 136661 | CB RICHARD ELLIS / MEGA | 25,000.00 |
| 290928 | 135245 | BAHR VERMEER HAECKER ARCHITECTS | 10,380.59 |
| 290935 | 133818 | CONNECTIVITY SOLUTIONS MFG INC | 13,463.49 |
| 290943 | 133806 | E & A CONSULTING GROUP INC | 1,942.50 |
| 290961 | 058775 | LAMP RYNEARSON ASSOCIATES INC | 5,847.04 |
| 290983 | 081880 | SCHEMMER ASSOCATES INC | 1,000.00 |
| Total for SPECIAL BUILDING | | | 60,746.06 |

Date: 5/14/08

Millard Public Schools

Check Register

13

Prepared for the Board Meeting of May 19, 2008

| Check No | Vend No | Vendor Name | Amount |
|-------------------------------|---------|----------------------------------|-------------------|
| 290909 | 134798 | NEW VISION COMUNICATIONS INC | 49,445.64 |
| 290924 | 010040 | A & D TECHNICAL SUPPLY CO INC | 880.28 |
| 290926 | 012989 | APPLE COMPUTER, INC. | 205,727.39 |
| 290931 | 133503 | BUILDING COMMISSIONING LLC | 3,000.00 |
| 290942 | 107232 | DLR GROUP INC | 4,389.27 |
| 290962 | 136623 | LAN-TEL COMMUNICATIONS INC | 4,786.20 |
| 290963 | 058800 | LANOHA NURSERIES, INC. | 3,025.00 |
| 290965 | 136647 | LEUCK'S INC | 4,750.00 |
| 290979 | 131835 | PRAIRIE MECHANICAL CORP | 1,875.00 |
| 290981 | 078420 | RAWSON & SONS ROOFING, INC. | 1,525.00 |
| 290982 | 134824 | ROOFING SOLUTIONS INC | 9,750.00 |
| 290986 | 082350 | SCHOOL SPECIALTY INC | 702.36 |
| 290988 | 082910 | SECURITY EQUIPMENT INC | 6,033.00 |
| 291006 | 136790 | AVG-CFM 204Q LLC | 70,879.37 |
| Total for CONSTRUCTION | | | 366,768.51 |
| 290816 | 134875 | JEWISH FEDERATION OF OMAHA INC | 175.00 |
| 290821 | 136769 | BHAGYWANTI INC | 684.25 |
| 290826 | 133397 | HY-VEE INC | 64.54 |
| 290844 | 135197 | WILLIAM MARSH RICE UNIVERSITY | 420.00 |
| 290849 | 131612 | UNIVERSITY OF IOWA | 425.00 |
| 290850 | 134713 | UNIVERSITY OF WISCONSIN-MADISON | 600.00 |
| 290852 | 092734 | NANCY SHARP WAGNER | 700.00 |
| 290854 | 136011 | WINDSTAR LINES INC | 1,363.16 |
| 290881 | 132806 | CARLETON COLLEGE | 1,025.00 |
| 290894 | 133397 | HY-VEE INC | 15.01 |
| 290916 | 132315 | STRATEGIC AIR & SPACE MUSEUM | 302.50 |
| 290923 | 106773 | FIRST NATIONAL BANK VISA | 4,486.92 |
| 290939 | 136006 | AMANDA G DANA | 26.01 |
| 290947 | 136783 | ROSE FITCH | 80.00 |
| 290952 | 135616 | BAILEY HEMPHILL | 204.00 |
| 290968 | 065438 | MILLARD NORTH HIGH SCHOOL | 30.00 |
| 290969 | 134787 | KENDALL A MORRISEY | 127.51 |
| 290977 | 133964 | LYN E PAHLS | 96.05 |
| 291005 | 135890 | YOUTH FRONTIERS INC | 1,900.00 |
| 291012 | 135616 | BAILEY HEMPHILL | 180.00 |
| 291016 | 136004 | HEIDI JO NEUMANN | 165.14 |
| Total for GRANT FUND | | | 13,070.09 |
| 290822 | 136587 | COVENTRY HEALTH CARE OF NEBRASKA | 112,779.73 |
| 290905 | 099045 | MUTUAL OF OMAHA COMPANIES | 88,466.60 |
| Total for | | | 201,246.33 |
| 290815 | 011651 | AMERICAN EXPRESS | 300.00 |
| 290823 | 107948 | DARREL DRAPER | 125.00 |
| 290824 | 107948 | DARREL DRAPER | 125.00 |
| 290830 | 135411 | KATHLEEN THACKER | 600.00 |
| 290833 | 130575 | JAYNE MACHOLAN | 1,200.00 |

Date: 5/14/08

Millard Public Schools

Check Register

14

Prepared for the Board Meeting of May 19, 2008

| Check No | Vend No | Vendor Name | Amount |
|--------------------------------|---------|------------------------------|---------------------|
| 290837 | 136771 | CHRISTOPHER E MUESSIGMANN | 270.00 |
| 290839 | 134629 | GAYLE NICOLL | 144.00 |
| 290842 | 136772 | WENDI ANN REED | 144.00 |
| 290846 | 132502 | PEGGY SCHMITZ | 50.00 |
| 290848 | 136167 | ELIZABETH K STRUDTHOFF | 216.00 |
| 290893 | 130309 | WAYNE GRUDLE | 47.00 |
| 290899 | 136778 | MARY ANNE KUHR | 2,527.00 |
| 290910 | 136041 | JIM PEABODY | 80.00 |
| 290913 | 136777 | MICHAEL PUJADO | 0.00 |
| 290937 | 108436 | COX COMMUNICATIONS INC | 419.44 |
| 290950 | 130309 | WAYNE GRUDLE | 162.72 |
| 291009 | 048200 | HAUFF SPORTING GOODS COMPANY | 16.55 |
| Total for ACTIVITY FUND | | | 6,426.71 |
| 290899 | 136778 | MARY ANNE KUHR | -101.08 |
| Total for | | | -101.08 |
| Report Total | | | 1,476,882.50 |

ALL Data


Current Cash Balance Report

Arranged by:

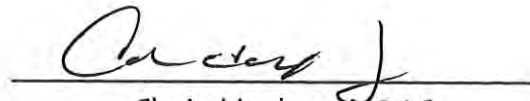
Date: 03/01/2008 thru 03/31/2008

Group ID and Activity Number

| Activity Number and Name | Beginning Cash | Receipts | Disbursements | Adjustments | Cash Balance |
|---|--------------------|------------------|-----------------|-------------|--------------------|
| A General Funds | | | | | |
| 100 General | 79,127.51 | 479.07 | 421.17 | 0.00 | 79,185.41 |
| 150 Petty Cash | 0.00 | 0.00 | 0.00 | 0.00 | 0.00 |
| 170 DSAC Vending | -871.81 | 288.70 | 0.00 | 0.00 | -583.11 |
| 180 Interest Earned - Checking | 16,775.32 | 219.53 | 0.00 | 0.00 | 16,994.85 |
| 190 Interest on Savings | 39,336.68 | 0.00 | 0.00 | 0.00 | 39,336.68 |
| A General Funds Totals: | 134,367.70 | 987.30 | 421.17 | 0.00 | 134,933.83 |
| B Administrative Custody Accts | | | | | |
| 200 Staff Development | 0.00 | 0.00 | 0.00 | 0.00 | 0.00 |
| 209 MPS Activities Calendar | 10,650.00 | 0.00 | 0.00 | 0.00 | 10,650.00 |
| 210 Activity Express | 74,261.80 | 5,400.00 | 300.00 | 0.00 | 79,361.80 |
| 211 Logo Sales | -1,584.95 | 0.00 | 0.00 | 0.00 | -1,584.95 |
| 213 Student Showcase | 60.00 | 0.00 | 0.00 | 0.00 | 60.00 |
| 215 HAL Field Trips/Preschool | -1,820.95 | 0.00 | 270.00 | 0.00 | -2,090.95 |
| 220 WF Student Donation | 4,051.99 | 26.93 | 0.00 | 0.00 | 4,078.92 |
| 230 Hospitality | 170.92 | 0.00 | 0.00 | 0.00 | 170.92 |
| 235 Educational Services Hospitality | 192.04 | 0.00 | 0.00 | 0.00 | 192.04 |
| 240 No Longer Used | 0.00 | 0.00 | 0.00 | 0.00 | 0.00 |
| 245 Paybac | 0.00 | 0.00 | 0.00 | 0.00 | 0.00 |
| B Administrative Custody Accts Totals: | 85,980.85 | 5,426.93 | 570.00 | 0.00 | 90,837.78 |
| C School Custody Accts | | | | | |
| 300 Instrument Rental | 71,488.71 | 0.00 | 0.00 | 0.00 | 71,488.71 |
| 310 South Swim Lessons | 7,410.00 | 8,530.00 | 0.00 | 0.00 | 15,940.00 |
| 320 North Swim Lessons | 6,290.00 | 3,270.00 | 0.00 | 0.00 | 9,560.00 |
| 325 West Swim Lessons | 9,530.00 | 690.00 | 60.00 | 0.00 | 10,160.00 |
| 330 North Open Swim | 0.00 | 0.00 | 0.00 | 0.00 | 0.00 |
| 335 West Open Swim | 0.00 | 0.00 | 0.00 | 0.00 | 0.00 |
| 340 South Open Swim | 0.00 | 0.00 | 0.00 | 0.00 | 0.00 |
| 350 Maintenance Vending | 2,455.79 | 0.00 | 0.00 | 0.00 | 2,455.79 |
| 355 Tech Vending | 1,293.52 | 0.00 | 84.75 | 0.00 | 1,208.77 |
| 360 Facility Use Rental Fee | 36,471.77 | 3,365.30 | 0.00 | 0.00 | 39,837.07 |
| 365 Facility Use Building Access | 91,848.42 | 4,198.50 | 0.00 | 0.00 | 96,046.92 |
| 366 Facility Use Staffing | 22,993.40 | 3,366.00 | 0.00 | 0.00 | 26,359.40 |
| 370 No Longer Used | 0.00 | 0.00 | 0.00 | 0.00 | 0.00 |
| 400 Check Collection | 257.80 | 90.25 | 90.25 | 0.00 | 257.80 |
| 500 District Wide Coca-Cola | 7,926.50 | 0.00 | 0.00 | 0.00 | 7,926.50 |
| C School Custody Accts Totals: | 257,965.91 | 23,510.05 | 235.00 | 0.00 | 281,240.96 |
| D Investments | | | | | |
| 900 Savings | -152,544.19 | 0.00 | 0.00 | 0.00 | -152,544.19 |
| D Investments Totals: | -152,544.19 | 0.00 | 0.00 | 0.00 | -152,544.19 |
| Q Extra-Curriculars | | | | | |
| 1020 HAL Field Trips | 1,599.30 | 364.00 | 0.00 | 0.00 | 1,963.30 |
| 1030 Parent Pay PreSchool | 0.00 | 0.00 | 0.00 | 0.00 | 0.00 |
| Q Extra-Curriculars Totals: | 1,599.30 | 364.00 | 0.00 | 0.00 | 1,963.30 |
| Report Totals: | 327,369.57 | 30,288.28 | 1,226.17 | 0.00 | 356,431.68 |



Linda K. Mohlman, DSAC
Executive Secretary



Chris Hughes, DSAC
Accounting Manager

Current Cash Balance Report

ALL Data

Date: 03/01/2008 thru 03/31/2008

Arranged by:
Group ID and Activity Number

| Activity Number and Name | Beginning Cash | Receipts | Disbursements | Adjustments | Cash Balance |
|--|------------------|-----------------|---------------|-------------|------------------|
| A ACTIVITY GENERAL FUND | | | | | |
| 100 VENDING | 1,865.38 | 0.00 | 41.94 | 0.00 | 1,823.44 |
| 110 GENERAL FUND | 29,652.33 | 740.29 | 296.63 | 0.00 | 30,095.99 |
| 111 INTEREST EARNED CHECKING | 1,620.54 | 26.25 | 0.00 | 0.00 | 1,646.79 |
| A ACTIVITY GENERAL FUND Totals: | 33,138.25 | 766.54 | 338.57 | 0.00 | 33,566.22 |
| D CLUBS AND ORGANIZATIONS | | | | | |
| 501 STUDENT COUNCIL | 1,800.30 | 180.00 | 0.00 | 0.00 | 1,980.30 |
| 502 ENVIRONMENTAL CLUB | 0.00 | 0.00 | 0.00 | 0.00 | 0.00 |
| 503 MUSIC CLUB | 0.00 | 0.00 | 0.00 | 0.00 | 0.00 |
| 504 LEADERSHIP PROGRAM | 0.00 | 0.00 | 0.00 | 0.00 | 0.00 |
| D CLUBS AND ORGANIZATIONS Totals: | 1,800.30 | 180.00 | 0.00 | 0.00 | 1,980.30 |
| E ADMINISTRATIVE CUSTODIAL ACCT | | | | | |
| 601 CROSSING GUARD | 0.00 | 0.00 | 0.00 | 0.00 | 0.00 |
| 602 HOSPITALITY | 0.00 | 0.00 | 0.00 | 0.00 | 0.00 |
| 610 MEDIA | 3,274.29 | 625.00 | 161.08 | 0.00 | 3,738.21 |
| 615 FIELD TRIPS | 815.61 | 0.00 | 0.00 | 0.00 | 815.61 |
| 619 World Language | 102.48 | 0.00 | 0.00 | 0.00 | 102.48 |
| 620 TEACHER PTO | 0.00 | 0.00 | 0.00 | 0.00 | 0.00 |
| 625 TEACHER FUND | 0.00 | 0.00 | 0.00 | 0.00 | 0.00 |
| 630 R.E.A.D. | 0.00 | 0.00 | 0.00 | 0.00 | 0.00 |
| E ADMINISTRATIVE CUSTODIAL ACCT Totals: | 4,192.38 | 625.00 | 161.08 | 0.00 | 4,656.30 |
| F DISTRICT CUSTODIAL ACCT. | | | | | |
| 700 REIMBURSEMENT | 0.00 | 0.00 | 0.00 | 0.00 | 0.00 |
| 720 CONVENTION | 0.00 | 0.00 | 0.00 | 0.00 | 0.00 |
| F DISTRICT CUSTODIAL ACCT. Totals: | 0.00 | 0.00 | 0.00 | 0.00 | 0.00 |
| Q Extra Curricular Activities | | | | | |
| 1000 Kindergarten field trips | 626.50 | 0.00 | 0.00 | 0.00 | 626.50 |
| 1010 1st Grade Field Trips | 0.00 | 0.00 | 0.00 | 0.00 | 0.00 |
| 1020 2nd Grade Field Trips | 0.00 | 0.00 | 0.00 | 0.00 | 0.00 |
| 1030 3rd Grade Field Trips | 0.00 | 0.00 | 0.00 | 0.00 | 0.00 |
| 1040 4th Grade Field Trips | 558.03 | 0.00 | 0.00 | 0.00 | 558.03 |
| 1050 5th Grade Field Trips | 767.97 | 0.00 | 0.00 | 0.00 | 767.97 |
| 1060 Spanish Class | 0.00 | 0.00 | 0.00 | 0.00 | 0.00 |
| Q Extra Curricular Activities Totals: | 1,952.50 | 0.00 | 0.00 | 0.00 | 1,952.50 |
| R Other Activities | | | | | |
| 2000 Leadership Academy | 0.00 | 0.00 | 0.00 | 0.00 | 0.00 |
| 2010 Saturday Recreation | 0.00 | 0.00 | 0.00 | 0.00 | 0.00 |
| R Other Activities Totals: | 0.00 | 0.00 | 0.00 | 0.00 | 0.00 |
| Report Totals: | 41,083.43 | 1,571.54 | 499.65 | 0.00 | 42,155.32 |

Cynthia Allen
Secretary
Dick Chausse
Principal

ALL Data

Current Cash Balance Report

Arranged by:

Date: 03/01/2008 thru 03/31/2008

Group ID and Activity Number

| Activity Number and Name | Beginning Cash | Receipts | Disbursements | Adjustments | Cash Balance |
|---|------------------|-----------------|------------------|-------------|------------------|
| 110 | 0.00 | 0.00 | 0.00 | 0.00 | 0.00 |
| Totals: | 0.00 | 0.00 | 0.00 | 0.00 | 0.00 |
| A ACTIVITY GENERAL FUND | | | | | |
| 100 Vending | 798.52 | 0.00 | 0.00 | 0.00 | 798.52 |
| 110 GENERAL FUND | 9,173.00 | 4,824.41 | 4,596.28 | 0.00 | 9,401.13 |
| 115 Interest Earned Checking | 466.48 | 20.20 | 0.00 | 0.00 | 486.68 |
| A ACTIVITY GENERAL FUND Totals: | 10,438.00 | 4,844.61 | 4,596.28 | 0.00 | 10,686.33 |
| D CLUBS AND ORGANIZATIONS | | | | | |
| 501 Student Council | 547.40 | 40.00 | 0.00 | 0.00 | 587.40 |
| 515 Art Club | 111.78 | 0.00 | 0.00 | 0.00 | 111.78 |
| 520 yearbook | 104.71 | 0.00 | 0.00 | 0.00 | 104.71 |
| 525 Landscaping | 1,227.14 | 0.00 | 0.00 | 0.00 | 1,227.14 |
| 530 Watch D.O.G.S. | 0.00 | 0.00 | 0.00 | 0.00 | 0.00 |
| 535 Choir | 40.25 | 0.00 | 0.00 | 0.00 | 40.25 |
| 540 Field Day | 0.23 | 0.00 | 0.00 | 0.00 | 0.23 |
| D CLUBS AND ORGANIZATIONS Totals: | 2,031.51 | 40.00 | 0.00 | 0.00 | 2,071.51 |
| E ADMINISTRATIVE CUSTODIAL ACCT | | | | | |
| 601 Social | 1,175.35 | 0.00 | 0.00 | 0.00 | 1,175.35 |
| 602 Hospitality | 21.31 | 0.00 | 0.00 | 0.00 | 21.31 |
| 605 D.A.R.E. | 0.00 | 0.00 | 0.00 | 0.00 | 0.00 |
| 610 Library | 11,119.02 | 0.00 | 4,262.02 | 0.00 | 6,857.00 |
| 615 Field Trip | -2,362.43 | 0.00 | 1,593.68 | 0.00 | -3,956.11 |
| 620 Art K-5 | 4,729.20 | 0.00 | 306.52 | 0.00 | 4,422.68 |
| 625 Birthday Book Club | 137.78 | 0.00 | 0.00 | 0.00 | 137.78 |
| 630 Fundraiser | 695.09 | 0.00 | 0.00 | 0.00 | 695.09 |
| 635 Teacher Grant Money | 1,535.58 | 0.00 | 1,149.90 | 0.00 | 385.68 |
| E ADMINISTRATIVE CUSTODIAL ACCT Totals: | 17,050.90 | 0.00 | 7,312.12 | 0.00 | 9,738.78 |
| F DISTRICT CUSTODIAL | | | | | |
| 700 REIMBURSEMENT | 0.00 | 0.00 | 0.00 | 0.00 | 0.00 |
| 720 CONVENTION | 0.00 | 0.00 | 0.00 | 0.00 | 0.00 |
| F DISTRICT CUSTODIAL Totals: | 0.00 | 0.00 | 0.00 | 0.00 | 0.00 |
| Q FEE FUND | | | | | |
| 1000 Field Trips | 0.00 | 0.00 | 0.00 | 0.00 | 0.00 |
| 1001 Kdg. Field Trips | 956.40 | 832.00 | 0.00 | 0.00 | 1,788.40 |
| 1010 First Grade Field Trip | 0.00 | 0.00 | 0.00 | 0.00 | 0.00 |
| 1020 Second Grade Field Trip | 0.00 | 604.50 | 0.00 | 0.00 | 604.50 |
| 1030 Third Grade Field Trip | 359.00 | 181.50 | 0.00 | 0.00 | 540.50 |
| 1040 Fourth Grade Field Trip | 694.00 | 0.00 | 0.00 | 0.00 | 694.00 |
| 1050 Fifth Grade Field Trip | 134.25 | 0.00 | 0.00 | 0.00 | 134.25 |
| 1070 Sped Field Trip | 0.00 | 0.00 | 0.00 | 0.00 | 0.00 |
| Q FEE FUND Totals: | 2,143.65 | 1,618.00 | 0.00 | 0.00 | 3,761.65 |
| Report Totals: | 31,664.06 | 6,502.61 | 11,908.40 | 0.00 | 26,258.27 |

4/16/08

M. Nielsen Madsen
Melissa Gilbert

Current Cash Balance Report

ALL Data

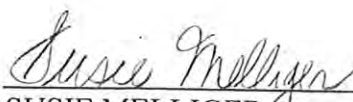
Date: 03/01/2008 thru 03/31/2008

| Activity Number and Name | Beginning Cash | Receipts | Disbursements | Adjustments | Cash Balance |
|--|------------------|-----------------|-----------------|-------------|------------------|
| A ACTIVITY GENERAL FUND | | | | | |
| 100 VENDING | 310.08 | 0.00 | 0.00 | 0.00 | 310.08 |
| 110 GENERAL FUND | 22,448.29 | 1,430.48 | 558.05 | 0.00 | 23,320.72 |
| 120 INTEREST EARNED CHECKING | 0.00 | 0.00 | 0.00 | 0.00 | 0.00 |
| A ACTIVITY GENERAL FUND Totals: | <u>22,758.37</u> | <u>1,430.48</u> | <u>558.05</u> | <u>0.00</u> | <u>23,630.80</u> |
| D CLUBS AND ORGANIZATIONS | | | | | |
| 501 STUDENT COUNCIL | 8.19 | 0.00 | 0.00 | 0.00 | 8.19 |
| D CLUBS AND ORGANIZATIONS Totals: | <u>8.19</u> | <u>0.00</u> | <u>0.00</u> | <u>0.00</u> | <u>8.19</u> |
| E ADMINISTRATIVE CUSTODIAL ACCT | | | | | |
| 601 SOCIAL COMMITTEE | 510.03 | 0.00 | 78.26 | 0.00 | 431.77 |
| 602 HOSPITALITY | 0.00 | 0.00 | 0.00 | 0.00 | 0.00 |
| 610 LIBRARY | 349.14 | 136.06 | 0.00 | 0.00 | 485.20 |
| 615 FIELD TRIPS | -1,642.90 | 0.00 | 720.00 | 0.00 | -2,362.90 |
| 620 BOOKFAIRS | 0.00 | 0.00 | 0.00 | 0.00 | 0.00 |
| 630 BIRTHDAY BOOK CLUB | 116.73 | 35.00 | 0.00 | 0.00 | 151.73 |
| 640 PLAYGROUND EQUIPMENT | 0.00 | 0.00 | 0.00 | 0.00 | 0.00 |
| E ADMINISTRATIVE CUSTODIAL ACCT Totals: | <u>-667.00</u> | <u>171.06</u> | <u>798.26</u> | <u>0.00</u> | <u>-1,294.20</u> |
| F DISTRICT CUSTODIAL | | | | | |
| 700 REIMBURSEMENT | 0.00 | 0.00 | 0.00 | 0.00 | 0.00 |
| 720 CONVENTION | 0.00 | 0.00 | 0.00 | 0.00 | 0.00 |
| F DISTRICT CUSTODIAL Totals: | <u>0.00</u> | <u>0.00</u> | <u>0.00</u> | <u>0.00</u> | <u>0.00</u> |
| Q Fee Fund | | | | | |
| 1000 Kindergarten field trip | 0.00 | 0.00 | 0.00 | 0.00 | 0.00 |
| 1010 1st grade field trips | 1,248.50 | 0.00 | 0.00 | 0.00 | 1,248.50 |
| 1020 2nd grade field trips | 481.50 | 0.00 | 0.00 | 0.00 | 481.50 |
| 1030 3rd grade field trips | 433.00 | 0.00 | 0.00 | 0.00 | 433.00 |
| 1040 4th grade field trips | 0.00 | 0.00 | 0.00 | 0.00 | 0.00 |
| 1050 5th grade field trips | 0.00 | 0.00 | 0.00 | 0.00 | 0.00 |
| Q Fee Fund Totals: | <u>2,163.00</u> | <u>0.00</u> | <u>0.00</u> | <u>0.00</u> | <u>2,163.00</u> |
| Report Totals: | <u>24,262.56</u> | <u>1,601.54</u> | <u>1,356.31</u> | <u>0.00</u> | <u>24,507.79</u> |

ALDRICH ELEMENTARY
MARCH RECONCILIATION
04/15/08



LORI LIRETTE
SECRETARY



SUSIE MELLIGER
PRINCIPAL

Current Cash Balance Report

ALL Data

Date: 03/01/2008 thru 03/31/2008

Arranged by:
Group ID and Activity Number

| Activity Number and Name | Beginning Cash | Receipts | Disbursements | Adjustments | Cash Balance |
|---|----------------|----------|---------------|-------------|--------------|
| A ACTIVITY GENERAL FUND | | | | | |
| 100 GENERAL | 8,945.88 | 0.00 | 387.27 | 0.00 | 8,558.61 |
| 110 VENDING | 225.62 | 0.00 | 0.00 | 0.00 | 225.62 |
| 125 Interest Earned | 270.97 | 14.55 | 0.00 | 0.00 | 285.52 |
| A ACTIVITY GENERAL FUND Totals: | 9,442.47 | 14.55 | 387.27 | 0.00 | 9,069.75 |
| B Mini-Classes | | | | | |
| 800 Beginning Spanish (K-2) | 0.00 | 0.00 | 0.00 | 0.00 | 0.00 |
| 801 Beginning Spanish (3-5) | 0.00 | 0.00 | 0.00 | 0.00 | 0.00 |
| 802 Sign Language :ASL (K-2) | 130.00 | 0.00 | 0.00 | 0.00 | 130.00 |
| 803 Sign Language:ASL (3-5) | 130.00 | 0.00 | 0.00 | 0.00 | 130.00 |
| 804 Intro to Photography (3-5) | 0.00 | 0.00 | 0.00 | 0.00 | 0.00 |
| 805 Hip-Hop Dance (K-2) | 0.00 | 0.00 | 0.00 | 0.00 | 0.00 |
| 806 Hip- Hop Dance (3-5) | 0.00 | 0.00 | 0.00 | 0.00 | 0.00 |
| 807 Beginning Karate (K-2) | 0.00 | 0.00 | 0.00 | 0.00 | 0.00 |
| 1100 2-5 Crafts | 0.00 | 0.00 | 0.00 | 0.00 | 0.00 |
| 1200 Scrapbooking | 0.00 | 0.00 | 0.00 | 0.00 | 0.00 |
| 1300 Crafts K-2 | 0.00 | 0.00 | 0.00 | 0.00 | 0.00 |
| 1350 Crafts 3-5 | 0.00 | 0.00 | 0.00 | 0.00 | 0.00 |
| 1400 Knitting | 0.00 | 0.00 | 0.00 | 0.00 | 0.00 |
| 1500 Hip-Hop Dance | 0.00 | 0.00 | 0.00 | 0.00 | 0.00 |
| 1600 Stamping | 0.00 | 0.00 | 0.00 | 0.00 | 0.00 |
| 1700 K-5 Board Games | 0.00 | 0.00 | 0.00 | 0.00 | 0.00 |
| 1800 2-3 Spanish | 0.00 | 0.00 | 0.00 | 0.00 | 0.00 |
| 1900 4-5 Spanish | 0.00 | 0.00 | 0.00 | 0.00 | 0.00 |
| B Mini-Classes Totals: | 260.00 | 0.00 | 0.00 | 0.00 | 260.00 |
| C SCHOOL CUSTODIAL ACCT. | | | | | |
| 101 Reading connections | 28.00 | 0.00 | 10.35 | 0.00 | 17.65 |
| 200 OUTDOOR CLASSROOM | 0.00 | 0.00 | 0.00 | 0.00 | 0.00 |
| 300 ART SUPPLIES | 4,400.00 | 0.00 | 0.00 | 0.00 | 4,400.00 |
| 400 Technology | 338.10 | 0.00 | 0.00 | 0.00 | 338.10 |
| 401 "Read a thon" for Winnebago | 399.49 | 0.00 | 0.00 | 0.00 | 399.49 |
| C SCHOOL CUSTODIAL ACCT. Totals: | 5,165.59 | 0.00 | 10.35 | 0.00 | 5,155.24 |
| D CLUBS AND ORGANIZATIONS | | | | | |
| 113 Fun and Field Day | 0.00 | 0.00 | 0.00 | 0.00 | 0.00 |
| 501 STUDENT COUNCIL | 890.63 | 430.90 | 30.00 | 0.00 | 1,291.53 |
| 605 Destination Imagination | 1,395.21 | 0.00 | 0.00 | 0.00 | 1,395.21 |
| 607 Choir /T shirts | 8.70 | 0.00 | 0.00 | 0.00 | 8.70 |
| D CLUBS AND ORGANIZATIONS Totals: | 2,294.54 | 430.90 | 30.00 | 0.00 | 2,695.44 |
| E ADMINISTRATIVE CUSTODIAL | | | | | |
| 300 ART-do not use | 0.00 | 0.00 | 0.00 | 0.00 | 0.00 |
| 602 HOSPITALITY | 36.00 | 0.00 | 0.00 | 0.00 | 36.00 |
| 606 MAGAZINES | 0.00 | 0.00 | 0.00 | 0.00 | 0.00 |
| 610 MEDIA | 3,430.61 | 0.00 | 15.00 | 0.00 | 3,415.61 |
| 611 Birthday Book club | 1,776.12 | 0.00 | 0.00 | 0.00 | 1,776.12 |
| 615 FIELD TRIPS | -2,716.07 | 0.00 | 829.34 | 0.00 | -3,545.41 |
| 725 Fundraising | 1,432.77 | 0.00 | 0.00 | 0.00 | 1,432.77 |
| E ADMINISTRATIVE CUSTODIAL Totals: | 3,959.43 | 0.00 | 844.34 | 0.00 | 3,115.09 |
| Q Fee Fund Account | | | | | |
| 1001 Kdg. Field Trip | 739.00 | 0.00 | 0.00 | 0.00 | 739.00 |
| 1101 First Grade Field Trip | 399.35 | 0.00 | 0.00 | 0.00 | 399.35 |
| 1201 Second Grade Field Trp | 0.00 | 0.00 | 0.00 | 0.00 | 0.00 |
| 1202 Choir Shirts | -116.77 | 0.00 | 0.00 | 0.00 | -116.77 |

Current Cash Balance Report

ALL Data

Date: 03/01/2008 thru 03/31/2008

Prepared by:
Group ID and Activity Number

| Activity Number and Name | Beginning Cash | Receipts | Disbursements | Adjustments | Cash Balance |
|------------------------------|----------------|----------|---------------|-------------|--------------|
| 1301 Third Grade Field Trip | 85.50 | 0.00 | 0.00 | 0.00 | 85.50 |
| 1401 Fourth Grade Field Trip | 384.00 | 0.00 | 0.00 | 0.00 | 384.00 |
| 1501 Fifth Grade Field Trip | 0.00 | 281.35 | 0.00 | 0.00 | 281.35 |
| Q Fee Fund Account Totals: | 1,491.08 | 281.35 | 0.00 | 0.00 | 1,772.43 |
| U Do Not Use | | | | | |
| 211 do not use | 0.00 | 0.00 | 0.00 | 0.00 | 0.00 |
| 700 Do Not Use | 0.00 | 0.00 | 0.00 | 0.00 | 0.00 |
| 720 Do Not Use | 0.00 | 0.00 | 0.00 | 0.00 | 0.00 |
| U Do Not Use Totals: | 0.00 | 0.00 | 0.00 | 0.00 | 0.00 |
| Report Totals: | 22,613.11 | 726.80 | 1,271.96 | 0.00 | 22,067.95 |

Kim Clark 4-14-08

Karen Bradman 4-14-08

ALL Data

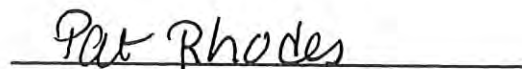
Current Cash Balance Report

Date: 03/01/2008 thru 03/31/2008

Arranged by:
Group ID and Activity Number

| Activity Number and Name | Beginning Cash | Receipts | Disbursements | Adjustments | Cash Balance |
|--|-----------------|-----------------|-----------------|-------------|-----------------|
| A ACTIVITY GENERAL FUND | | | | | |
| 100 VENDING/ADULT | 382.39 | 0.00 | 0.00 | 0.00 | 382.39 |
| 105 VENDING/STUDENT | 226.54 | 0.00 | 0.00 | 0.00 | 226.54 |
| 110 GENERAL FUND | 1,952.58 | 1,084.69 | 190.53 | 0.00 | 2,846.74 |
| 115 BUILDING FUNDRAISER | 287.00 | 0.00 | 0.00 | 0.00 | 287.00 |
| 200 CHECKING INTEREST | 603.77 | 6.30 | 0.00 | 0.00 | 610.07 |
| A ACTIVITY GENERAL FUND Totals: | 3,452.28 | 1,090.99 | 190.53 | 0.00 | 4,352.74 |
| D CLUBS AND ORGANIZATIONS | | | | | |
| 501 STUDENT COUNCIL | 582.78 | 1,276.23 | 1,276.23 | 0.00 | 582.78 |
| 550 ART CLUB | -324.43 | 0.00 | 0.00 | 0.00 | -324.43 |
| 560 DRAMA CLUB | -149.00 | 0.00 | 85.92 | 0.00 | -234.92 |
| D CLUBS AND ORGANIZATIONS Totals: | 109.35 | 1,276.23 | 1,362.15 | 0.00 | 23.43 |
| E ADMINISTRATIVE CUSTODIAL ACCT | | | | | |
| 601 SITE BASE | 0.00 | 0.00 | 0.00 | 0.00 | 0.00 |
| 602 HOSPITALITY | 0.00 | 0.00 | 0.00 | 0.00 | 0.00 |
| 605 EARLY CHILDHOOD | 0.00 | 0.00 | 0.00 | 0.00 | 0.00 |
| 606 MAGAZINES | 0.00 | 0.00 | 0.00 | 0.00 | 0.00 |
| 610 MEDIA CENTER | 2,440.47 | 98.00 | 150.07 | 0.00 | 2,388.40 |
| 615 FIELD TRIPS | -2,076.11 | 1,194.59 | 324.92 | 0.00 | -1,206.44 |
| E ADMINISTRATIVE CUSTODIAL ACCT Totals: | 364.36 | 1,292.59 | 474.99 | 0.00 | 1,181.96 |
| F DISTRICT CUSTODIAL | | | | | |
| 700 NOT IN USE | 0.00 | 0.00 | 0.00 | 0.00 | 0.00 |
| 720 NOT IN USE | 0.00 | 0.00 | 0.00 | 0.00 | 0.00 |
| F DISTRICT CUSTODIAL Totals: | 0.00 | 0.00 | 0.00 | 0.00 | 0.00 |
| Q EXTRA CURRICULAR ACTIVITIES | | | | | |
| 1000 KINDERGARTEN FIELD TRIPS | 725.50 | 96.35 | 0.00 | 0.00 | 821.85 |
| 1010 FIRST GRADE FIELD TRIPS | 247.50 | 0.00 | 0.00 | 0.00 | 247.50 |
| 1020 SECOND GRADE FIELD TRIPS | 703.93 | 0.00 | 0.00 | 0.00 | 703.93 |
| 1030 THIRD GRADE FIELD TRIPS | 0.00 | 0.00 | 0.00 | 0.00 | 0.00 |
| 1040 FOURTH GRADE FIELD TRIPS | 127.10 | 0.00 | 0.00 | 0.00 | 127.10 |
| 1050 FIFTH GRADE FIELD TRIPS | 244.20 | 116.00 | 0.00 | 0.00 | 360.20 |
| Q EXTRA CURRICULAR ACTIVITIES Totals: | 2,048.23 | 212.35 | 0.00 | 0.00 | 2,260.58 |
| R CLUBS | | | | | |
| 2000 ART CLUB | 390.00 | 0.00 | 0.00 | 0.00 | 390.00 |
| 2005 DRAMA CLUB | 110.00 | 0.00 | 0.00 | 0.00 | 110.00 |
| R CLUBS Totals: | 500.00 | 0.00 | 0.00 | 0.00 | 500.00 |
| Report Totals: | 6,474.22 | 3,872.16 | 2,027.67 | 0.00 | 8,318.71 |


Linda K. Mohlman, DSAC
Executive Secretary


Dr. Pat Rhodes, Bryan
Principal

ALL Data

Current Cash Balance Report

Arranged by:

Date: 03/01/2008 thru 03/31/2008

Group ID and Activity Number

| Activity Number and Name | Beginning Cash | Receipts | Disbursements | Adjustments | Cash Balance |
|--|------------------|-----------------|-----------------|---------------|------------------|
| A ACTIVITY GENERAL FUND | | | | | |
| 100 VENDING | 2,331.14 | 0.00 | 304.32 | 0.00 | 2,026.82 |
| 110 GENERAL | 6,130.60 | 2,406.00 | 353.96 | 0.00 | 8,182.64 |
| 120 Paybac/Local Merchants | 1,266.02 | 523.72 | 0.00 | 0.00 | 1,789.74 |
| 130 HOSPITALITY | 491.07 | 0.00 | 183.17 | 0.00 | 307.90 |
| 140 INTEREST EARNED CHECKING | 1,391.26 | 16.20 | 0.00 | 0.00 | 1,407.46 |
| 150 ART | 1,078.08 | 0.00 | 0.00 | 0.00 | 1,078.08 |
| A ACTIVITY GENERAL FUND Totals: | 12,688.17 | 2,945.92 | 841.45 | 0.00 | 14,792.64 |
| D CLUBS AND ORGANIZATIONS | | | | | |
| 501 STUDENT COUNCIL | 3,214.03 | 688.00 | 1,000.00 | 0.00 | 2,902.03 |
| 502 DRUG FREE CLUB | 77.23 | 0.00 | 0.00 | 0.00 | 77.23 |
| D CLUBS AND ORGANIZATIONS Totals: | 3,291.26 | 688.00 | 1,000.00 | 0.00 | 2,979.26 |
| E ADMINISTRATIVE CUSTODIAL ACCT | | | | | |
| 601 FIELD TRIPS | -1,862.98 | 314.43 | 234.34 | 18.00 | -1,764.89 |
| 605 TECHNOLOGY | 0.00 | 0.00 | 0.00 | 0.00 | 0.00 |
| 610 LIBRARY | 6,747.62 | 70.66 | 277.99 | 0.00 | 6,540.29 |
| 615 Do Not Use | 0.00 | 0.00 | 0.00 | 0.00 | 0.00 |
| 625 BOWLING | 14.95 | 0.00 | 0.00 | 0.00 | 14.95 |
| E ADMINISTRATIVE CUSTODIAL ACCT Totals: | 4,899.59 | 385.09 | 512.33 | 18.00 | 4,790.35 |
| F DISTRICT CUSTODIAL | | | | | |
| 720 CONVENTION | 0.00 | 0.00 | 0.00 | 0.00 | 0.00 |
| F DISTRICT CUSTODIAL Totals: | 0.00 | 0.00 | 0.00 | 0.00 | 0.00 |
| Q EXTRA -CURRICULAR ACTIVITIES | | | | | |
| 1000 KINDERGARTEN FIELD TRIPS | 363.00 | 303.50 | 0.00 | -4.50 | 662.00 |
| 1010 1ST GRADE FIELD TRIPS | 1,564.50 | 0.00 | 0.00 | -13.50 | 1,551.00 |
| 1020 2ND GRADE FIELD TRIPS | 205.00 | 0.00 | 0.00 | 0.00 | 205.00 |
| 1030 3RD GRADE FIELD TRIPS | 450.00 | 0.00 | 0.00 | 0.00 | 450.00 |
| 1040 4TH GRADE FIELD TRIPS | 142.00 | 0.00 | 0.00 | 0.00 | 142.00 |
| 1050 5TH GRADE FIELD TRIPS | 0.00 | 240.00 | 0.00 | 0.00 | 240.00 |
| Q EXTRA -CURRICULAR ACTIVITIES Totals: | 2,724.50 | 543.50 | 0.00 | -18.00 | 3,250.00 |
| R CLUBS | | | | | |
| 2000 CLUBS (MISC) | 0.00 | 0.00 | 0.00 | 0.00 | 0.00 |
| 2010 STUDENT COUNCIL | 0.00 | 0.00 | 0.00 | 0.00 | 0.00 |
| R CLUBS Totals: | 0.00 | 0.00 | 0.00 | 0.00 | 0.00 |
| Z INACTIVE | | | | | |
| 1010 DO NOT USE | 0.00 | 0.00 | 0.00 | 0.00 | 0.00 |
| 1010 DO NOT USE | 0.00 | 0.00 | 0.00 | 0.00 | 0.00 |
| Z INACTIVE Totals: | 0.00 | 0.00 | 0.00 | 0.00 | 0.00 |
| Report Totals: | 23,603.52 | 4,562.51 | 2,353.78 | 0.00 | 25,812.25 |

Paula Paul 4/3/08

C. Peterson 4/3/08

Current Cash Balance Report

Date: 03/01/2008 thru 03/31/2008

Group ID and Activity Number

| Activity Number and Name | Beginning Cash | Receipts | Disbursements | Adjustments | Cash Balance |
|--|------------------|-----------------|-----------------|-------------|------------------|
| A ACTIVITY GENERAL FUND | | | | | |
| 100 VENDING | 601.52 | 0.00 | 86.85 | 0.00 | 514.67 |
| 110 GENERAL | 3,950.61 | 0.00 | 404.83 | 0.00 | 3,545.78 |
| 120 TECHNOLOGY FUND | 606.57 | 0.00 | 0.00 | 0.00 | 606.57 |
| 130 COFFEE | 37.78 | 0.00 | 0.00 | 0.00 | 37.78 |
| 135 LOUNGE WATER | 15.92 | 0.00 | 0.00 | 0.00 | 15.92 |
| 140 SPORTS FOUNDATION | 0.00 | 0.00 | 0.00 | 0.00 | 0.00 |
| 150 GARAGE SALE | 0.00 | 0.00 | 0.00 | 0.00 | 0.00 |
| 160 WEEKLY READER | 0.00 | 0.00 | 0.00 | 0.00 | 0.00 |
| 170 INTEREST EARNED CHECKING | 303.17 | 11.86 | 0.00 | 0.00 | 315.03 |
| 180 PTA DISCRETIONARY | 192.47 | 0.00 | 0.00 | 0.00 | 192.47 |
| 190 ASSIGNMENT NOTEBOOKS | 0.00 | 0.00 | 0.00 | 0.00 | 0.00 |
| A ACTIVITY GENERAL FUND Totals: | 5,708.04 | 11.86 | 491.68 | 0.00 | 5,228.22 |
| D CLUBS AND ORGANIZATIONS | | | | | |
| 501 STUDENT COUNCIL | 3,806.44 | 0.00 | 294.24 | 0.00 | 3,512.20 |
| 502 CODY APPAREL | 981.91 | 502.00 | 696.15 | 0.00 | 787.76 |
| 520 STUDENT CLUBS | 224.22 | 0.00 | 0.00 | 0.00 | 224.22 |
| 530 LOVE AND LOGIC | 0.00 | 0.00 | 0.00 | 0.00 | 0.00 |
| D CLUBS AND ORGANIZATIONS Totals: | 5,012.57 | 502.00 | 990.39 | 0.00 | 4,524.18 |
| E ADMINISTRATIVE CUSTODIAL FUND | | | | | |
| 600 AUTHOR | 0.00 | 0.00 | 0.00 | 0.00 | 0.00 |
| 602 HOSPITALITY | 836.32 | 200.00 | 151.34 | 0.00 | 884.98 |
| 610 MEDIA | 2,385.48 | 3,177.67 | 2,899.49 | 0.00 | 2,663.66 |
| 611 MEDIA - DONATIONS | 157.71 | 0.00 | 0.00 | 0.00 | 157.71 |
| 615 FIELD TRIP | 21.75 | 0.00 | 231.00 | 0.00 | -209.25 |
| 620 Instrument Rental | 525.00 | 0.00 | 0.00 | 0.00 | 525.00 |
| 630 STUDENT PARTY MONEY | 1.75 | 0.00 | 0.00 | 0.00 | 1.75 |
| 640 SPECIAL PROJECTS FUND | 2,384.12 | 0.00 | 0.00 | 0.00 | 2,384.12 |
| E ADMINISTRATIVE CUSTODIAL FUND Totals: | 6,312.13 | 3,377.67 | 3,281.83 | 0.00 | 6,407.97 |
| F NOT IN USE | | | | | |
| 700 NOT IN USE | 0.00 | 0.00 | 0.00 | 0.00 | 0.00 |
| 720 NOT IN USE | 0.00 | 0.00 | 0.00 | 0.00 | 0.00 |
| F NOT IN USE Totals: | 0.00 | 0.00 | 0.00 | 0.00 | 0.00 |
| Q Extra-Curricular Activities | | | | | |
| 1000 Field Trips | 0.00 | 0.00 | 0.00 | 0.00 | 0.00 |
| 1005 Kindergarten Field Trips | 0.00 | 0.00 | 0.00 | 0.00 | 0.00 |
| 1010 First Grade Field Trips | 207.00 | 0.00 | 0.00 | 0.00 | 207.00 |
| 1020 Second Grade Field Trips | 0.00 | 0.00 | 0.00 | 0.00 | 0.00 |
| 1030 Third Grade Field Trips | 0.00 | 0.00 | 0.00 | 0.00 | 0.00 |
| 1040 Fourth Grade Field Trips | 0.00 | 0.00 | 0.00 | 0.00 | 0.00 |
| 1050 Fifth Grade Field Trips | 0.00 | 0.00 | 0.00 | 0.00 | 0.00 |
| Q Extra-Curricular Activities Totals: | 207.00 | 0.00 | 0.00 | 0.00 | 207.00 |
| R Clubs | | | | | |
| 2000 Clubs | 0.00 | 0.00 | 0.00 | 0.00 | 0.00 |
| 2010 Choir | 0.00 | 0.00 | 0.00 | 0.00 | 0.00 |
| 2050 Student Council | 0.00 | 0.00 | 0.00 | 0.00 | 0.00 |
| R Clubs Totals: | 0.00 | 0.00 | 0.00 | 0.00 | 0.00 |
| Report Totals: | 17,239.74 | 3,891.53 | 4,763.90 | 0.00 | 16,367.37 |

[Handwritten Signature] 4/16/08
[Handwritten Signature] 4/16-08

Current Cash Balance Report

Date: 03/01/2008 thru 03/31/2008

Group ID and Activity Number

| Activity Number and Name | Beginning Cash | Receipts | Disbursements | Adjustments | Cash Balance |
|--|------------------|-----------------|---------------|-------------|------------------|
| A ACTIVITY GENERAL FUND | | | | | |
| 100 VENDING | 598.09 | 76.04 | 0.00 | 0.00 | 674.13 |
| 110 GENERAL FUND | 7,089.19 | 566.89 | 0.00 | 0.00 | 7,656.08 |
| 112 WESTERN BOWL | 0.00 | 0.00 | 0.00 | 0.00 | 0.00 |
| 200 CANDY MACHINE VENDING | 0.00 | 0.00 | 0.00 | 0.00 | 0.00 |
| 500 MILLARD FOUNDATION REIMB. | 8,199.28 | 0.00 | 0.00 | 0.00 | 8,199.28 |
| 600 Interest earned | 855.93 | 11.70 | 0.00 | 0.00 | 867.63 |
| A ACTIVITY GENERAL FUND Totals: | 16,742.49 | 654.63 | 0.00 | 0.00 | 17,397.12 |
| D CLUBS AND ORGANIZATIONS | | | | | |
| 501 STUDENT COUNCIL | -901.87 | 524.87 | 0.00 | 0.00 | -377.00 |
| D CLUBS AND ORGANIZATIONS Totals: | -901.87 | 524.87 | 0.00 | 0.00 | -377.00 |
| E ADMINISTRATIVE CUSTODIAL ACCT | | | | | |
| 601 SITE BASE | 0.00 | 0.00 | 0.00 | 0.00 | 0.00 |
| 602 HOSPITALITY | 0.00 | 0.00 | 0.00 | 0.00 | 0.00 |
| 605 READ | 0.00 | 0.00 | 0.00 | 0.00 | 0.00 |
| 610 LIBRARY | 572.14 | 0.00 | 0.00 | 0.00 | 572.14 |
| 615 FIELD TRIPS | -537.04 | 0.00 | 697.29 | 0.00 | -1,234.33 |
| 620 PTO FOR TEACHERS | 191.00 | 0.00 | 0.00 | 0.00 | 191.00 |
| 630 VOLUNTEER | 0.00 | 0.00 | 0.00 | 0.00 | 0.00 |
| 635 KITCHEN | 0.00 | 0.00 | 0.00 | 0.00 | 0.00 |
| 640 DRUG AWARENESS | 0.00 | 0.00 | 0.00 | 0.00 | 0.00 |
| 645 ART | 70.68 | 0.00 | 0.00 | 0.00 | 70.68 |
| 650 GRANT MONEY | -68.84 | 0.00 | 0.00 | 0.00 | -68.84 |
| E ADMINISTRATIVE CUSTODIAL ACCT Totals: | 227.94 | 0.00 | 697.29 | 0.00 | -469.35 |
| F DISTRICT CUSTODIAL | | | | | |
| 700 REIMBURSEMENTS | 962.44 | 0.00 | 0.00 | 0.00 | 962.44 |
| 720 CONVENTION | 0.00 | 0.00 | 0.00 | 0.00 | 0.00 |
| F DISTRICT CUSTODIAL Totals: | 962.44 | 0.00 | 0.00 | 0.00 | 962.44 |
| Q FEE FUNDED ACCTS | | | | | |
| 1000 KINDERGARTEN FIELD TRIPS | 309.80 | 171.00 | 0.00 | 0.00 | 480.80 |
| 1010 1ST GRADE FIELD TRIPS | 0.00 | 0.00 | 0.00 | 0.00 | 0.00 |
| 1020 2ND GRADE FIELD TRIPS | 422.09 | 0.00 | 0.00 | 0.00 | 422.09 |
| 1030 3RD GRADE FIELD TRIPS | 0.00 | 0.00 | 0.00 | 0.00 | 0.00 |
| 1040 4TH GRADE FIELD TRIPS | 0.00 | 0.00 | 0.00 | 0.00 | 0.00 |
| 1050 5TH GRADE FIELD TRIPS | 0.00 | 0.00 | 0.00 | 0.00 | 0.00 |
| Q FEE FUNDED ACCTS Totals: | 731.89 | 171.00 | 0.00 | 0.00 | 902.89 |
| Report Totals: | 17,762.89 | 1,350.50 | 697.29 | 0.00 | 18,416.10 |

ALL Data

Current Cash Balance Report

Arranged by:

Date: 03/01/2008 thru 03/31/2008

Group ID and Activity Number

| Activity Number and Name | Beginning Cash | Receipts | Disbursements | Adjustments | Cash Balance |
|--|------------------|---------------|---------------|-------------|-----------------|
| A ACTIVITY GENERAL FUND | | | | | |
| 100 VENDING | 3,403.06 | 0.00 | 285.90 | 0.00 | 3,117.16 |
| 110 GENERAL FUND | 3,576.13 | 349.05 | 217.00 | 0.00 | 3,708.18 |
| 200 INTEREST EARNED CHECKING | 1,011.33 | 6.66 | 0.00 | 0.00 | 1,017.99 |
| A ACTIVITY GENERAL FUND Totals: | 7,990.52 | 355.71 | 502.90 | 0.00 | 7,843.33 |
| D CLUBS AND ORGANIZATIONS | | | | | |
| 501 STUDENT COUNCIL | 747.28 | 0.00 | 0.00 | 0.00 | 747.28 |
| D CLUBS AND ORGANIZATIONS Totals: | 747.28 | 0.00 | 0.00 | 0.00 | 747.28 |
| E ADMINISTRATIVE CUSTODIAL ACCT | | | | | |
| 602 HOSPITALITY | 1,344.81 | 0.00 | 32.10 | 0.00 | 1,312.71 |
| 610 LIBRARY | 587.61 | 0.00 | 0.00 | 0.00 | 587.61 |
| 615 FIELD TRIPS | -477.31 | 0.00 | 0.00 | 0.00 | -477.31 |
| 620 FIELD TRIPS/PTO FUND | -352.28 | 0.00 | 239.20 | 0.00 | -591.48 |
| E ADMINISTRATIVE CUSTODIAL ACCT Totals: | 1,102.83 | 0.00 | 271.30 | 0.00 | 831.53 |
| F DISTRICT CUSTODIAL | | | | | |
| 700 REIMBURSEMENT | 0.00 | 0.00 | 0.00 | 0.00 | 0.00 |
| 720 CONVENTION | 0.00 | 0.00 | 0.00 | 0.00 | 0.00 |
| F DISTRICT CUSTODIAL Totals: | 0.00 | 0.00 | 0.00 | 0.00 | 0.00 |
| Q FIELD TRIP FEES | | | | | |
| 1010 Kindergarten Field Trips | 177.00 | 0.00 | 0.00 | 0.00 | 177.00 |
| 1011 First Grade Field Trips | 0.00 | 0.00 | 0.00 | 0.00 | 0.00 |
| 1012 Second Grade Field Trips | 0.00 | 0.00 | 0.00 | 0.00 | 0.00 |
| 1013 Third Grade Field Trips | 0.00 | 0.00 | 0.00 | 0.00 | 0.00 |
| 1014 Fourth Grade Field Trips | 105.00 | 0.00 | 0.00 | 0.00 | 105.00 |
| 1015 Fifth Grade Field Trips | 225.00 | 0.00 | 0.00 | 0.00 | 225.00 |
| 1016 K-5 SPED Field Trips | 0.00 | 0.00 | 0.00 | 0.00 | 0.00 |
| Q FIELD TRIP FEES Totals: | 507.00 | 0.00 | 0.00 | 0.00 | 507.00 |
| Report Totals: | 10,347.63 | 355.71 | 774.20 | 0.00 | 9,929.14 |

Ressa Dapronz 4/22/08
Walter Schifano 4/22/08

Current Cash Balance Report

ALL Data

26
Arranged by:

Date: 09/01/2007 thru 03/31/2008

Group ID and Activity Number

| Activity Number and Name | Beginning Cash | Receipts | Disbursements | Adjustments | Cash Balance |
|--|-----------------|------------------|------------------|-------------|-----------------|
| A ACTIVITY GENERAL FUND | | | | | |
| 100 VENDING | 225.68 | 456.93 | 562.90 | 0.00 | 119.71 |
| 110 GENERAL FUND | 3,729.51 | 2,670.55 | 2,309.34 | 0.00 | 4,090.72 |
| 120 Interest on checking | 8.01 | 48.94 | 0.00 | 0.00 | 56.95 |
| A ACTIVITY GENERAL FUND Totals: | 3,963.20 | 3,176.42 | 2,872.24 | 0.00 | 4,267.38 |
| D CLUBS AND ORGANIZATIONS | | | | | |
| 501 STUDENT COUNCIL | 169.97 | 0.00 | 0.00 | 0.00 | 169.97 |
| 510 Art Projects | 0.00 | 0.00 | 0.00 | 0.00 | 0.00 |
| 520 T-shirts | 298.50 | 4,252.50 | 4,328.00 | 0.00 | 223.00 |
| 550 Pencils | 445.78 | 342.75 | 585.12 | 0.00 | 203.41 |
| 590 One Book, One School | 0.00 | 533.00 | 538.15 | 0.00 | -5.15 |
| 655 Landscaping | 0.00 | 0.00 | 0.00 | 0.00 | 0.00 |
| 690 Marquee Fund | 0.00 | 0.00 | 0.00 | 0.00 | 0.00 |
| D CLUBS AND ORGANIZATIONS Totals: | 914.25 | 5,128.25 | 5,451.27 | 0.00 | 591.23 |
| E ADMINISTRATIVE CUSTODIAL ACCT | | | | | |
| 602 HOSPITALITY | 418.62 | 1,064.00 | 418.22 | 0.00 | 1,064.40 |
| 606 MAGAZINES | 0.00 | 687.50 | 0.00 | 0.00 | 687.50 |
| 610 LIBRARY | 712.12 | 70.59 | 76.00 | 0.00 | 706.71 |
| 615 FIELD TRIPS | 0.00 | 113.54 | 2,200.16 | 0.00 | -2,086.62 |
| 620 PTO | 0.00 | 0.00 | 0.00 | 0.00 | 0.00 |
| 625 MUSIC DEPT. | 0.00 | 0.00 | 0.00 | 0.00 | 0.00 |
| 630 PICTURES | 0.00 | 907.00 | 0.00 | 0.00 | 907.00 |
| E ADMINISTRATIVE CUSTODIAL ACCT Totals: | 1,130.74 | 2,842.63 | 2,694.38 | 0.00 | 1,278.99 |
| Q | | | | | |
| 1000 Kindergarten field trips | 0.00 | 894.32 | 0.00 | 0.00 | 894.32 |
| 1010 1st grade field trips | 0.00 | 0.00 | 0.00 | 0.00 | 0.00 |
| 1020 2nd grade field trips | 0.00 | 1,100.15 | 0.00 | 0.00 | 1,100.15 |
| 1030 3rd grade field trip | 0.00 | 325.95 | 0.00 | 0.00 | 325.95 |
| 1040 4th grade field trips | 0.00 | 0.00 | 0.00 | 0.00 | 0.00 |
| 1050 5th grade field trips | 0.00 | 529.25 | 0.00 | 0.00 | 529.25 |
| 1060 Sped field trips | 0.00 | 0.00 | 0.00 | 0.00 | 0.00 |
| Q Totals: | 0.00 | 2,849.67 | 0.00 | 0.00 | 2,849.67 |
| R | | | | | |
| 2020 Echoes | 0.00 | 0.00 | 0.00 | 0.00 | 0.00 |
| R Totals: | 0.00 | 0.00 | 0.00 | 0.00 | 0.00 |
| Report Totals: | 6,008.19 | 13,996.97 | 11,017.89 | 0.00 | 8,987.27 |

Current Cash Balance Report

ALL Data

Date: 03/01/2008 thru 03/31/2008

Arranged by:
Group ID and Activity Number

| Activity Number and Name | Beginning Cash | Receipts | Disbursements | Adjustments | Cash Balance |
|--|----------------|----------|---------------|-------------|--------------|
| A ACTIVITY GENERAL FUND | | | | | |
| 100 VENDING | -1,308.31 | 98.29 | 0.00 | 759.41 | -450.61 |
| 110 GENERAL FUND | 12,358.11 | 1,190.00 | 136.64 | -759.41 | 12,652.06 |
| 115 Interest Earned Checking | 966.80 | 11.92 | 0.00 | 0.00 | 978.72 |
| A ACTIVITY GENERAL FUND Totals: | 12,016.60 | 1,300.21 | 136.64 | 0.00 | 13,180.17 |
| D CLUBS AND ORGANIZATIONS | | | | | |
| 510 STUDENT COUNCIL | 650.26 | 99.30 | 198.06 | 0.00 | 551.50 |
| 1060 Choir/Strings/Band | 411.43 | 0.00 | 0.00 | 0.00 | 411.43 |
| 1070 HAL | 0.00 | 0.00 | 0.00 | 0.00 | 0.00 |
| D CLUBS AND ORGANIZATIONS Totals: | 1,061.69 | 99.30 | 198.06 | 0.00 | 962.93 |
| E ADMINISTRATIVE CUSTODIAL ACCT | | | | | |
| 606 MAGAZINES | 0.00 | 0.00 | 0.00 | 0.00 | 0.00 |
| 610 LIBRARY | 213.83 | 598.00 | 637.06 | 77.21 | 251.98 |
| 615 FIELD TRIPS | -675.06 | 0.00 | 183.00 | -77.21 | -935.27 |
| 620 HOSPITALITY FUND | -11.34 | 0.00 | 0.00 | 0.00 | -11.34 |
| 630 FUND RAISER | 1,230.38 | 1,255.57 | 35.00 | 0.00 | 2,450.95 |
| 635 SAFETY PATROL | 90.56 | 0.00 | 0.00 | 0.00 | 90.56 |
| 640 ART | 2,664.42 | 0.00 | 0.00 | 0.00 | 2,664.42 |
| 650 5th Grade Art | 0.00 | 0.00 | 0.00 | 0.00 | 0.00 |
| E ADMINISTRATIVE CUSTODIAL ACCT Totals: | 3,512.79 | 1,853.57 | 855.06 | 0.00 | 4,511.30 |
| F DISTRICT CUSTODIAL | | | | | |
| 710 RUSWICK GRANT | 0.00 | 0.00 | 0.00 | 0.00 | 0.00 |
| 720 CONVENTION | 0.00 | 0.00 | 0.00 | 0.00 | 0.00 |
| F DISTRICT CUSTODIAL Totals: | 0.00 | 0.00 | 0.00 | 0.00 | 0.00 |
| Q Fee Fund | | | | | |
| 1000 Kindergarten Field Trips | 0.00 | 246.26 | 0.00 | 0.00 | 246.26 |
| 1010 First Grade Field Trips | 126.50 | 0.00 | 0.00 | 0.00 | 126.50 |
| 1020 Second Grade Field Trips | 129.00 | 172.00 | 0.00 | 0.00 | 301.00 |
| 1030 Third Grade Field Trips | 0.00 | 0.00 | 0.00 | 0.00 | 0.00 |
| 1040 Fourth Grade Field Trips | 0.00 | 0.00 | 0.00 | 0.00 | 0.00 |
| 1050 Fifth Grade Field Trips | 0.00 | 0.00 | 0.00 | 0.00 | 0.00 |
| Q Fee Fund Totals: | 255.50 | 418.26 | 0.00 | 0.00 | 673.76 |
| Report Totals: | 16,846.58 | 3,671.34 | 1,189.76 | 0.00 | 19,328.16 |

Cheryl Grace 4-21-08
 Robert Deumer 4-21-08

ALL Data

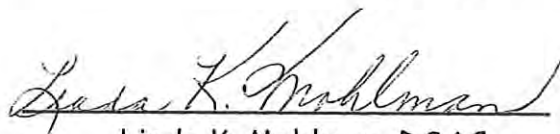
Current Cash Balance Report

Arranged by:

Date: 03/01/2008 thru 03/31/2008

Group ID and Activity Number

| Activity Number and Name | Beginning Cash | Receipts | Disbursements | Adjustments | Cash Balance |
|--|------------------|-----------------|-----------------|-------------|------------------|
| A ACTIVITY GENERAL FUND | | | | | |
| 100 Vending | 1,004.08 | 0.00 | 55.84 | 0.00 | 948.24 |
| 110 General | 9,658.30 | 340.82 | 137.72 | 0.00 | 9,861.40 |
| 112 Bank Charges and Interest | 467.03 | 13.62 | 0.00 | 0.00 | 480.65 |
| 615 Tile Contingency | 150.00 | 0.00 | 0.00 | 0.00 | 150.00 |
| A ACTIVITY GENERAL FUND Totals: | 11,279.41 | 354.44 | 193.56 | 0.00 | 11,440.29 |
| D CLUBS AND ORGANIZATIONS | | | | | |
| 501 Student Council | 489.84 | 0.00 | 0.00 | 0.00 | 489.84 |
| 502 YEARBOOK-N/A | 0.00 | 0.00 | 0.00 | 0.00 | 0.00 |
| 611 Hitchcock Clothing | 60.32 | 0.00 | 0.00 | 0.00 | 60.32 |
| 616 CREATIVE CUBS | 254.42 | 0.00 | 0.00 | 0.00 | 254.42 |
| 2001 WALKING CLUB | 258.25 | 0.00 | 0.00 | 0.00 | 258.25 |
| D CLUBS AND ORGANIZATIONS Totals: | 1,062.83 | 0.00 | 0.00 | 0.00 | 1,062.83 |
| E ADMINISTRATIVE CUSTODIAL ACCT | | | | | |
| 601 Site Base | 0.00 | 0.00 | 0.00 | 0.00 | 0.00 |
| 602 Landscaping | 37.00 | 0.00 | 0.00 | 0.00 | 37.00 |
| 603 Field Trip | 483.84 | 0.00 | 178.36 | 0.00 | 305.48 |
| 604 Classroom Supplies | 16.00 | 0.00 | 0.00 | 0.00 | 16.00 |
| 605 READ | 903.13 | 0.00 | 165.63 | 0.00 | 737.50 |
| 606 Classroom Magazines | 0.00 | 0.00 | 0.00 | 0.00 | 0.00 |
| 607 NOT USED | 0.00 | 0.00 | 0.00 | 0.00 | 0.00 |
| 608 Drug Awareness-N/A | 0.00 | 0.00 | 0.00 | 0.00 | 0.00 |
| 609 Playground Equipment | 0.00 | 0.00 | 0.00 | 0.00 | 0.00 |
| 610 Library | 1,282.22 | 1,551.79 | 1,124.97 | 0.00 | 1,709.04 |
| 612 HOSPITALITY | 0.00 | 0.00 | 0.00 | 0.00 | 0.00 |
| 613 Art Fund | 4,561.66 | 0.00 | 0.00 | 0.00 | 4,561.66 |
| 614 Hitchcock Mini Classes | 0.00 | 0.00 | 0.00 | 0.00 | 0.00 |
| 650 Fundraiser | 258.00 | 421.00 | 0.00 | 0.00 | 679.00 |
| E ADMINISTRATIVE CUSTODIAL ACCT Totals: | 7,541.85 | 1,972.79 | 1,468.96 | 0.00 | 8,045.68 |
| F DISTRICT CUSTODIAL | | | | | |
| 620 NOT USED | 0.00 | 0.00 | 0.00 | 0.00 | 0.00 |
| F DISTRICT CUSTODIAL Totals: | 0.00 | 0.00 | 0.00 | 0.00 | 0.00 |
| Q Extra Curricular Activities | | | | | |
| 1000 Kindergarten field trips | 0.00 | 0.00 | 0.00 | 0.00 | 0.00 |
| 1010 1st grade field trips | 0.00 | 210.00 | 0.00 | 0.00 | 210.00 |
| 1020 2nd grade field trips | 0.00 | 0.00 | 0.00 | 0.00 | 0.00 |
| 1030 3rd grade field trips | 0.00 | 0.00 | 0.00 | 0.00 | 0.00 |
| 1040 4th grade field trips | 214.00 | 112.00 | 0.00 | 0.00 | 326.00 |
| 1050 5th grade field trips | 0.00 | 141.70 | 0.00 | 0.00 | 141.70 |
| 1060 SPED Field Trips | 0.00 | 0.00 | 0.00 | 0.00 | 0.00 |
| Q Extra Curricular Activities Totals: | 214.00 | 463.70 | 0.00 | 0.00 | 677.70 |
| R Clubs | | | | | |
| 2000 Art Club | 40.00 | 0.00 | 0.00 | 0.00 | 40.00 |
| R Clubs Totals: | 40.00 | 0.00 | 0.00 | 0.00 | 40.00 |
| Report Totals: | 20,138.09 | 2,790.93 | 1,662.52 | 0.00 | 21,266.50 |



Linda K. Mohlman, DSAC
Executive Secretary



Mandy Johnson, Hitchcock
Principal

Current Cash Balance Report

ALL Data

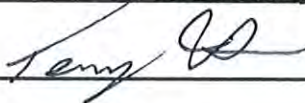
Date: 03/01/2008 thru 03/31/2008

29 Arranged by:
Group ID and Activity Number

| Activity Number and Name | Beginning Cash | Receipts | Disbursements | Adjustments | Cash Balance |
|--|----------------|----------|---------------|-------------|--------------|
| A ACTIVITY GENERAL FUND | | | | | |
| 100 VENDING | 2,986.72 | 0.00 | 162.75 | 0.00 | 2,823.97 |
| 110 GENERAL FUND | 9,246.04 | 270.13 | 1,446.88 | 0.00 | 8,069.29 |
| 200 INTEREST EARNED CHECKING | 1,040.91 | 13.90 | 0.00 | 0.00 | 1,054.81 |
| A ACTIVITY GENERAL FUND Totals: | 13,273.67 | 284.03 | 1,609.63 | 0.00 | 11,948.07 |
| D CLUBS AND ORGANIZATIONS | | | | | |
| 501 STUDENT COUNCIL | 2,740.24 | 0.00 | 92.55 | 0.00 | 2,647.69 |
| D CLUBS AND ORGANIZATIONS Totals: | 2,740.24 | 0.00 | 92.55 | 0.00 | 2,647.69 |
| E ADMINISTRATIVE CUSTODIAL ACCT | | | | | |
| 601 PTA/TEACHER | 0.00 | 0.00 | 0.00 | 0.00 | 0.00 |
| 610 LIBRARY | 3,081.90 | 1,950.86 | 1,494.16 | 0.00 | 3,538.60 |
| 615 FIELD TRIPS | -249.03 | 0.00 | 0.00 | 0.00 | -249.03 |
| 620 PAYBAC | 219.00 | 13.04 | 0.00 | 0.00 | 232.04 |
| E ADMINISTRATIVE CUSTODIAL ACCT Totals: | 3,051.87 | 1,963.90 | 1,494.16 | 0.00 | 3,521.61 |
| F DISTRICT CUSTODIAL | | | | | |
| 700 REIMBURSEMENT | 0.00 | 0.00 | 0.00 | 0.00 | 0.00 |
| 720 CONVENTION FUND | 0.00 | 0.00 | 0.00 | 0.00 | 0.00 |
| F DISTRICT CUSTODIAL Totals: | 0.00 | 0.00 | 0.00 | 0.00 | 0.00 |
| Q EXTRA-CURRICULAR ACTIVITIES | | | | | |
| 1000 KINDERGARTEN | 334.25 | 0.00 | 0.00 | 0.00 | 334.25 |
| 1010 FIRST GRADE | 253.50 | 0.00 | 0.00 | 0.00 | 253.50 |
| 1020 SECOND GRADE | 0.00 | 0.00 | 0.00 | 0.00 | 0.00 |
| 1030 THIRD GRADE | 211.25 | 0.00 | 0.00 | 0.00 | 211.25 |
| 1040 FOURTH GRADE | 502.00 | 0.00 | 0.00 | 0.00 | 502.00 |
| 1050 FIFTH GRADE | 473.00 | 215.00 | 0.00 | 0.00 | 688.00 |
| Q EXTRA-CURRICULAR ACTIVITIES Totals: | 1,774.00 | 215.00 | 0.00 | 0.00 | 1,989.00 |
| Report Totals: | 20,839.78 | 2,462.93 | 3,196.34 | 0.00 | 20,106.37 |

SUBMITTED BY: _____ **Mary Bobka** _____

POSITION: _____ **Secretary** _____

APPROVED: _____  _____

Current Cash Balance Report

ALL Data

Date: 03/01/2008 thru 03/31/2008

Arranged by:
Group ID and Activity Number

| Activity Number and Name | Beginning Cash | Receipts | Disbursements | Adjustments | Cash Balance |
|--|----------------|----------|---------------|-------------|--------------|
| A ACTIVITY GENERAL FUND | | | | | |
| 100 VENDING | 599.70 | 0.00 | 150.82 | 0.00 | 448.88 |
| 110 GENERAL | 3,634.09 | 4,059.00 | 1,337.63 | 0.00 | 6,355.46 |
| 120 RETIREMENT | 0.00 | 0.00 | 0.00 | 0.00 | 0.00 |
| 125 INTEREST EARNED | 134.20 | 10.55 | 0.00 | 0.00 | 144.75 |
| A ACTIVITY GENERAL FUND Totals: | 4,367.99 | 4,069.55 | 1,488.45 | 0.00 | 6,949.09 |
| C CLUBS AND ORGANIZATIONS | | | | | |
| 501 ST. COUNCIL | 476.24 | 55.80 | 104.79 | 0.00 | 427.25 |
| 503 SAFE CLUB | 1.84 | 0.00 | 0.00 | 0.00 | 1.84 |
| C CLUBS AND ORGANIZATIONS Totals: | 478.08 | 55.80 | 104.79 | 0.00 | 429.09 |
| E ADMINISTRATIVE CUSTODIAL ACCT | | | | | |
| 602 HOSPITALITY | 446.30 | 0.00 | 175.00 | 0.00 | 271.30 |
| 604 ART | 2,808.45 | 0.00 | 20.16 | 0.00 | 2,788.29 |
| 606 MINI CLASSES | -2,253.45 | 0.00 | 109.19 | 0.00 | -2,362.64 |
| 607 PE/MUSIC | 929.22 | 0.00 | 0.00 | 0.00 | 929.22 |
| 610 LIBRARY | 6,581.65 | 39.99 | 1,575.74 | 0.00 | 5,045.90 |
| 615 FIELD TRIPS | -5,511.52 | 0.00 | 142.60 | 0.00 | -5,654.12 |
| 620 MONTESSORI PRESCHOOL | 0.00 | 0.00 | 0.00 | 0.00 | 0.00 |
| E ADMINISTRATIVE CUSTODIAL ACCT Totals: | 3,000.65 | 39.99 | 2,022.69 | 0.00 | 1,017.95 |
| Q FIELD TRIPS | | | | | |
| 1000 KINDERGARTEN | 184.00 | 0.00 | 0.00 | 0.00 | 184.00 |
| 1010 FIRST GRADE | 136.50 | 0.00 | 0.00 | 0.00 | 136.50 |
| 1020 SECOND GRADE | -171.10 | 0.00 | 0.00 | 0.00 | -171.10 |
| 1030 THIRD GRADE | 146.00 | 0.00 | 0.00 | 0.00 | 146.00 |
| 1040 FOURTH GRADE | 40.00 | 76.00 | 0.00 | 0.00 | 116.00 |
| 1050 FIFTH GRADE | 156.00 | 0.00 | 0.00 | 0.00 | 156.00 |
| 1060 PREPRIMARY MONTESSORI | 791.81 | 0.00 | 0.00 | 0.00 | 791.81 |
| 1070 PRIMARY MONTESSORI | 1,081.00 | 205.00 | 0.00 | 0.00 | 1,286.00 |
| 1080 INTERMEDIATE MONTESSORI | 1,673.75 | 703.75 | 0.00 | 0.00 | 2,377.50 |
| 1090 PRESCHOOL | 454.00 | 0.00 | 0.00 | 0.00 | 454.00 |
| Q FIELD TRIPS Totals: | 4,491.96 | 984.75 | 0.00 | 0.00 | 5,476.71 |
| R CLUBS | | | | | |
| 2020 SWING CHOIR | 0.00 | 0.00 | 0.00 | 0.00 | 0.00 |
| R CLUBS Totals: | 0.00 | 0.00 | 0.00 | 0.00 | 0.00 |
| S MINI-CLASSES | | | | | |
| 3000 MINI-CLASSES | 2,768.00 | 0.00 | 0.00 | 0.00 | 2,768.00 |
| 3010 LEADERSHIP CLASSES | 0.00 | 0.00 | 0.00 | 0.00 | 0.00 |
| S MINI-CLASSES Totals: | 2,768.00 | 0.00 | 0.00 | 0.00 | 2,768.00 |
| Report Totals: | 15,106.68 | 5,150.09 | 3,615.93 | 0.00 | 16,640.84 ✓ |

ALL Data

Current Cash Balance Report

Arranged by:

Date: 03/01/2008 thru 03/31/2008

Group ID and Activity Number

| Activity Number and Name | Beginning Cash | Receipts | Disbursements | Adjustments | Cash Balance |
|--|------------------|-----------------|-----------------|-------------|------------------|
| A ACTIVITY GENERAL FUND | | | | | |
| 100 VENDING | 1,532.88 | 0.00 | 299.74 | 0.00 | 1,233.14 |
| 110 GENERAL FUND | 7,084.58 | 0.00 | 436.17 | 0.00 | 6,648.41 |
| 115 INTEREST EARNED CHECKING | 489.33 | 12.57 | 0.00 | 0.00 | 501.90 |
| A ACTIVITY GENERAL FUND Totals: | 9,106.79 | 12.57 | 735.91 | 0.00 | 8,383.45 |
| D CLUBS AND ORGANIZATIONS | | | | | |
| 501 STUDENT COUNCIL | 2,354.49 | 472.00 | 116.24 | 0.00 | 2,710.25 |
| 510 BOOK CLUB | 0.00 | 0.00 | 0.00 | 0.00 | 0.00 |
| 511 CONFLICT MANAGERS | 0.00 | 0.00 | 0.00 | 0.00 | 0.00 |
| 615 SAFETY PATROL | 0.00 | 0.00 | 0.00 | 0.00 | 0.00 |
| 635 M.A.D. | 1.55 | 0.00 | 0.00 | 0.00 | 1.55 |
| D CLUBS AND ORGANIZATIONS Totals: | 2,356.04 | 472.00 | 116.24 | 0.00 | 2,711.80 |
| E ADMINISTRATIVE CUSTODIAL ACCT | | | | | |
| 600 REIMBURSEMENT | 0.00 | 0.00 | 0.00 | 0.00 | 0.00 |
| 601 SITE BASE | 65.26 | 0.00 | 0.00 | 0.00 | 65.26 |
| 602 HOSPITALITY | 965.75 | 0.00 | 78.52 | 0.00 | 887.23 |
| 603 FIELD TRIPS | -1,425.69 | 0.00 | 537.09 | 0.00 | -1,962.78 |
| 605 READ | 245.70 | 0.00 | 0.00 | 0.00 | 245.70 |
| 610 LIBRARY | 4,810.87 | 12.01 | 0.00 | 0.00 | 4,822.88 |
| 620 CONVENTION FUND | 0.00 | 0.00 | 0.00 | 0.00 | 0.00 |
| 630 PAYBACK | 948.46 | 733.85 | 142.49 | 0.00 | 1,539.82 |
| 640 SPED GRANT | 0.00 | 0.00 | 0.00 | 0.00 | 0.00 |
| 650 PLAYGROUND | 1,075.00 | 0.00 | 0.00 | 0.00 | 1,075.00 |
| E ADMINISTRATIVE CUSTODIAL ACCT Totals: | 6,685.35 | 745.86 | 758.10 | 0.00 | 6,673.11 |
| Q EXTRA CURRICULAR ACTIVITES | | | | | |
| 1005 Kindergarten Field Trips | -258.25 | 0.00 | 0.00 | 0.00 | -258.25 |
| 1010 First Grade Field Trips | 0.00 | 0.00 | 0.00 | 0.00 | 0.00 |
| 1020 Second Grade Field Trips | 0.00 | 0.00 | 0.00 | 0.00 | 0.00 |
| 1030 Third Grade Field Trips | 0.00 | 0.00 | 0.00 | 0.00 | 0.00 |
| 1040 Fourth Grade Field Trips | 546.00 | 0.00 | 0.00 | 0.00 | 546.00 |
| 1050 Fifth Grade Field Trips | 813.50 | 330.00 | 0.00 | 0.00 | 1,143.50 |
| Q EXTRA CURRICULAR ACTIVITES Totals: | 1,101.25 | 330.00 | 0.00 | 0.00 | 1,431.25 |
| Report Totals: | 19,249.43 | 1,560.43 | 1,610.25 | 0.00 | 19,199.61 |

Julie Wannemunde
11-25-08

ALL Data

Current Cash Balance Report


Arranged by:

Date: 03/01/2008 thru 03/31/2008

Group ID and Activity Number

| Activity Number and Name | Beginning Cash | Receipts | Disbursements | Adjustments | Cash Balance |
|--|------------------|-----------------|-----------------|-------------|------------------|
| A ACTIVITY GENERAL FUND | | | | | |
| 100 VENDING | 1,983.94 | 33.25 | 77.60 | 0.00 | 1,939.59 |
| 110 GENERAL | 15,560.14 | 2,078.15 | 11.47 | 0.00 | 17,626.82 |
| 125 INTEREST EARNED | 427.50 | 15.30 | 0.00 | 0.00 | 442.80 |
| 130 MAGNET ART | 10.76 | 0.00 | 0.00 | 0.00 | 10.76 |
| A ACTIVITY GENERAL FUND Totals: | 17,982.34 | 2,126.70 | 89.07 | 0.00 | 20,019.97 |
| D CLUBS AND ORGANIZATIONS | | | | | |
| 501 STUDENT COUNCIL | 1,546.04 | 0.00 | 0.00 | 0.00 | 1,546.04 |
| 505 CHOIR | 0.00 | 0.00 | 0.00 | 0.00 | 0.00 |
| 510 SAFETY PATROL | 0.00 | 0.00 | 0.00 | 0.00 | 0.00 |
| 520 ENVIRONMENTAL CLUB | 0.00 | 0.00 | 0.00 | 0.00 | 0.00 |
| 521 3-D Club | 0.00 | 0.00 | 0.00 | 0.00 | 0.00 |
| 525 Conflict Managers | 0.00 | 0.00 | 0.00 | 0.00 | 0.00 |
| D CLUBS AND ORGANIZATIONS Totals: | 1,546.04 | 0.00 | 0.00 | 0.00 | 1,546.04 |
| E ADMINISTRATIVE CUSTODIAL ACCT | | | | | |
| 602 STAFF HOSPITALITY | 0.00 | 0.00 | 0.00 | 0.00 | 0.00 |
| 606 MAGAZINES | 0.00 | 0.00 | 0.00 | 0.00 | 0.00 |
| 610 LIBRARY | 2,603.82 | 819.50 | 895.94 | 0.00 | 2,527.38 |
| 615 FIELD TRIPS | -3,387.68 | 380.88 | 814.61 | 0.00 | -3,821.41 |
| 620 SITE IMPROVEMENT | 0.00 | 0.00 | 0.00 | 0.00 | 0.00 |
| 625 READING INCENTIVE | 0.00 | 0.00 | 0.00 | 0.00 | 0.00 |
| E ADMINISTRATIVE CUSTODIAL ACCT Totals: | -783.86 | 1,200.38 | 1,710.55 | 0.00 | -1,294.03 |
| Q FEE FUNDED ACCOUNTS | | | | | |
| 1000 Kindergarten Field Trips | 993.25 | 0.00 | 0.00 | 0.00 | 993.25 |
| 1010 First Grade Field Trips | 466.00 | 0.00 | 0.00 | 0.00 | 466.00 |
| 1020 Second Grade Field Trips | 302.50 | 0.00 | 0.00 | 0.00 | 302.50 |
| 1030 Third Grade Field Trips | 18.00 | 0.00 | 0.00 | 0.00 | 18.00 |
| 1040 Fourth Grade Field Trips | 369.00 | 287.00 | 0.00 | 0.00 | 656.00 |
| 1050 Fifth Grade Field Trips | 992.75 | 104.50 | 0.00 | 0.00 | 1,097.25 |
| Q FEE FUNDED ACCOUNTS Totals: | 3,141.50 | 391.50 | 0.00 | 0.00 | 3,533.00 |
| Report Totals: | 21,886.02 | 3,718.58 | 1,799.62 | 0.00 | 23,804.98 |


 Linda K. Mohlman, DSAC
 Executive Secretary


 Colleen Beckwith, Neihardt
 Principal

Current Cash Balance Report

ALL Data

Group ID and Activity Number

Date: 03/01/2008 thru 03/31/2008

| Activity Number and Name | Beginning Cash | Receipts | Disbursements | Adjustments | Cash Balance |
|---|----------------|----------|---------------|-------------|--------------|
| A ACTIVITY GENERAL FUND | | | | | |
| 100 Vending | 1,423.84 | 38.77 | 269.68 | 0.00 | 1,192.93 |
| 105 Staff Vending | 14.92 | 0.00 | 48.70 | 0.00 | -33.78 |
| 110 General | 6,939.22 | 0.00 | 298.62 | 0.00 | 6,640.60 |
| 120 Interest Earned Checking | 711.92 | 14.48 | 0.00 | 0.00 | 726.40 |
| A ACTIVITY GENERAL FUND Totals: | 9,089.90 | 53.25 | 617.00 | 0.00 | 8,526.15 |
| D CLUBS AND ORGANIZATIONS | | | | | |
| 501 Student Council | 2,671.44 | 0.00 | 0.00 | 0.00 | 2,671.44 |
| 502 Drug Free Club | 111.14 | 0.00 | 0.00 | 0.00 | 111.14 |
| 503 5th Grade Club | 506.81 | 0.00 | 0.00 | 0.00 | 506.81 |
| D CLUBS AND ORGANIZATIONS Totals: | 3,289.39 | 0.00 | 0.00 | 0.00 | 3,289.39 |
| E ADMINISTRATIVE CUSTODIAL ACCT | | | | | |
| 601 Site Base Plan Annual Updates | 0.00 | 0.00 | 0.00 | 0.00 | 0.00 |
| 602 Staff Hospitality | 347.42 | 0.00 | 98.35 | 0.00 | 249.07 |
| 603 Field Trips | -3,874.59 | 0.00 | 623.00 | 0.00 | -4,497.59 |
| 608 Grants | 31.75 | 0.00 | 0.00 | 0.00 | 31.75 |
| 609 Technology | 606.37 | 0.00 | 0.00 | 0.00 | 606.37 |
| 610 Media | 821.60 | 400.57 | 11.96 | 0.00 | 1,210.21 |
| 611 Fine Arts | 1,202.65 | 0.00 | 0.00 | 0.00 | 1,202.65 |
| 612 Safety Patrol | 0.00 | 0.00 | 0.00 | 0.00 | 0.00 |
| 614 Montessori Projects | 963.38 | 0.00 | 0.00 | 0.00 | 963.38 |
| 615 PayBac | 1,001.11 | 241.23 | 90.05 | 0.00 | 1,152.29 |
| 616 P.E. | 0.00 | 0.00 | 0.00 | 0.00 | 0.00 |
| 617 Music | 0.00 | 0.00 | 0.00 | 0.00 | 0.00 |
| 618 READ | 521.24 | 0.00 | 0.00 | 0.00 | 521.24 |
| 619 Home/School Projects | 1,000.00 | 0.00 | 0.00 | 0.00 | 1,000.00 |
| 620 Norris Special Projects | 2,829.00 | 0.00 | 0.00 | 0.00 | 2,829.00 |
| 621 Montessori Snack Account | 1,130.10 | 0.00 | 0.00 | 0.00 | 1,130.10 |
| E ADMINISTRATIVE CUSTODIAL ACCT Totals: | 6,580.03 | 641.80 | 823.36 | 0.00 | 6,398.47 |
| G DISTRICT CUST. ACCOUNTS | | | | | |
| 800 Reimbursement | 0.00 | 0.00 | 0.00 | 0.00 | 0.00 |
| 802 Convention | 41.22 | 0.00 | 0.00 | 0.00 | 41.22 |
| G DISTRICT CUST. ACCOUNTS Totals: | 41.22 | 0.00 | 0.00 | 0.00 | 41.22 |
| Q Fee Fund | | | | | |
| 990 PreK Field Trips | 0.00 | 0.00 | 0.00 | 0.00 | 0.00 |
| 1000 Kindergarten Field Trips | 364.00 | 0.00 | 0.00 | 0.00 | 364.00 |
| 1010 First Grade Field Trips | 147.00 | 0.00 | 0.00 | 0.00 | 147.00 |
| 1020 Second Grade Field Trips | 117.00 | 0.00 | 0.00 | 0.00 | 117.00 |
| 1030 Third Grade Field Trips | 227.00 | 0.00 | 0.00 | 0.00 | 227.00 |
| 1040 Fourth Grade Field Trips | 161.75 | 0.00 | 0.00 | 0.00 | 161.75 |
| 1050 Fifth Grade Field Trips | 175.50 | 72.00 | 0.00 | 0.00 | 247.50 |
| 1060 Montessori PreK/K Field Trips | 637.75 | 410.00 | 0.00 | 0.00 | 1,047.75 |
| 1061 Montessori 1st, 2nd, 3rd Grade Field Trips | 852.30 | 293.50 | 0.00 | 0.00 | 1,145.80 |
| 1062 Montessori 4th, 5th Grade Field Trips | 539.75 | 0.00 | 0.00 | 0.00 | 539.75 |
| 1070 Special Education Field Trips | 0.00 | 0.00 | 0.00 | 0.00 | 0.00 |
| Q Fee Fund Totals: | 3,222.05 | 775.50 | 0.00 | 0.00 | 3,997.55 |
| R Clubs | | | | | |
| 2000 Clubs | 0.00 | 0.00 | 0.00 | 0.00 | 0.00 |
| 2010 Choir Club | 0.00 | 0.00 | 0.00 | 0.00 | 0.00 |
| 2050 Student Council Club | 0.00 | 0.00 | 0.00 | 0.00 | 0.00 |
| R Clubs Totals: | 0.00 | 0.00 | 0.00 | 0.00 | 0.00 |
| Report Totals: | 22,222.59 | 1,470.55 | 1,440.36 | 0.00 | 22,252.78 |

ALL Data

Current Cash Balance Report

Arranged by:

Date: 03/01/2008 thru 03/31/2008

Group ID and Activity Number

| Activity Number and Name | Beginning Cash | Receipts | Disbursements | Adjustments | Cash Balance |
|--|----------------|----------|---------------|-------------|--------------|
| A ACTIVITY GENERAL | | | | | |
| 100 GENERAL | 15,667.65 | 913.39 | 228.58 | 0.00 | 16,352.46 |
| 110 VENDING | -27.82 | 0.00 | 0.00 | 0.00 | -27.82 |
| 115 INTEREST EARNED CHECKING | 61.31 | 12.24 | 0.00 | 0.00 | 73.55 |
| A ACTIVITY GENERAL Totals: | 15,701.14 | 925.63 | 228.58 | 0.00 | 16,398.19 |
| D CLUBS AND ORGANIZATIONS | | | | | |
| 501 STUDENT COUNCIL | 0.00 | 342.35 | 0.00 | -68.65 | 273.70 |
| D CLUBS AND ORGANIZATIONS Totals: | 0.00 | 342.35 | 0.00 | -68.65 | 273.70 |
| E ADMINSTRATIVE CUSTODIAL ACCT | | | | | |
| 600 HOSPITALITY | 836.03 | 0.00 | 0.00 | 0.00 | 836.03 |
| 601 FIELD TRIPS | -3,036.95 | 0.00 | 272.08 | 0.00 | -3,309.03 |
| 610 LIBRARY | 858.64 | 2,164.68 | 1,278.43 | 0.00 | 1,744.89 |
| 615 PAYBAC | 0.00 | 0.00 | 0.00 | 0.00 | 0.00 |
| E ADMINSTRATIVE CUSTODIAL ACCT Totals: | -1,342.28 | 2,164.68 | 1,550.51 | 0.00 | -728.11 |
| Q FEE FUND | | | | | |
| 1000 K FIELD TRIPS | 541.00 | 0.00 | 0.00 | 0.00 | 541.00 |
| 1010 FIRST GRADE FIELD TRIPS | 893.65 | 0.00 | 0.00 | 0.00 | 893.65 |
| 1020 SECOND GRADE FIELD TRIPS | 0.00 | 0.00 | 0.00 | 0.00 | 0.00 |
| 1030 THIRD GRADE FIELD TRIPS | 616.75 | 0.00 | 0.00 | 0.00 | 616.75 |
| 1040 FOURTH GRADE FIELD TRIPS | 843.75 | 0.00 | 0.00 | 0.00 | 843.75 |
| 1050 FIFTH GRADE FIELD TRIPS | 138.00 | 195.95 | 0.00 | 68.65 | 402.60 |
| Q FEE FUND Totals: | 3,033.15 | 195.95 | 0.00 | 68.65 | 3,297.75 |
| R CLUBS | | | | | |
| 2000 CLUBS (MISC) | 0.00 | 0.00 | 0.00 | 0.00 | 0.00 |
| 2010 STUDENT COUNCIL | 0.00 | 0.00 | 0.00 | 0.00 | 0.00 |
| R CLUBS Totals: | 0.00 | 0.00 | 0.00 | 0.00 | 0.00 |
| Report Totals: | 17,392.01 | 3,628.61 | 1,779.09 | 0.00 | 19,241.53 |



Linda K. Mohlman, DSAC
Executive Secretary



Nila Nielsen, Reagan
Principal


Current Cash Balance Report

ALL Data

Date: 03/01/2008 thru 03/31/2008

Arranged by:
Group ID and Activity Number

| Activity Number and Name | Beginning Cash | Receipts | Disbursements | Adjustments | Cash Balance |
|--|----------------|----------|---------------|-------------|--------------|
| A ACTIVITY GENERAL | | | | | |
| 100 GENERAL | 3,587.32 | 0.00 | 282.18 | 0.00 | 3,305.14 |
| 110 VENDING | 435.19 | 0.00 | 205.32 | 0.00 | 229.87 |
| 115 INTEREST EARNED CHECKING | 186.55 | 8.65 | 0.00 | 0.00 | 195.20 |
| A ACTIVITY GENERAL Totals: | 4,209.06 | 8.65 | 487.50 | 0.00 | 3,730.21 |
| D CLUBS AND ORGANIZATION | | | | | |
| 501 STUDENT COUNCIL | 548.29 | 0.00 | 0.00 | 0.00 | 548.29 |
| D CLUBS AND ORGANIZATION Totals: | 548.29 | 0.00 | 0.00 | 0.00 | 548.29 |
| E ADMINISTRATIVE CUSTODIAL ACCT | | | | | |
| 600 SOCIAL | 687.22 | 0.00 | 100.00 | 0.00 | 587.22 |
| 601 FIELD TRIPS | -4,654.81 | 0.00 | 640.35 | 0.00 | -5,295.16 |
| 602 READ | 0.00 | 0.00 | 0.00 | 0.00 | 0.00 |
| 603 LIBRARY | 1,981.98 | 110.98 | 106.58 | 0.00 | 1,986.38 |
| 604 PAYBAC | 3,237.89 | 731.80 | 0.00 | 0.00 | 3,969.69 |
| 605 5TH GRADE BLDG. FUNDRAISER | 17.98 | 400.00 | 0.00 | 0.00 | 417.98 |
| 606 PLAYGROUND FUND | 0.00 | 0.00 | 0.00 | 0.00 | 0.00 |
| 607 GRANTS | 0.00 | 0.00 | 0.00 | 0.00 | 0.00 |
| E ADMINISTRATIVE CUSTODIAL ACCT Totals: | 1,270.26 | 1,242.78 | 846.93 | 0.00 | 1,666.11 |
| Q FEE FUND | | | | | |
| 1005 KINDERGARTEN | 1,074.55 | 0.00 | 0.00 | 0.00 | 1,074.55 |
| 1010 FIRST GRADE | 1,239.50 | 0.00 | 0.00 | 0.00 | 1,239.50 |
| 1020 SECOND GRADE | 763.40 | 587.25 | 0.00 | 0.00 | 1,350.65 |
| 1030 THIRD GRADE | 826.50 | 271.40 | 0.00 | 0.00 | 1,097.90 |
| 1040 FOURTH GRADE | 221.30 | 12.60 | 0.00 | 0.00 | 233.90 |
| 1050 FIFTH GRADE | 914.30 | 25.70 | 0.00 | 0.00 | 940.00 |
| 1060 MUSIC | 16.55 | 2,020.60 | 429.82 | 0.00 | 1,607.33 |
| 1070 PE | 0.00 | 551.32 | 551.32 | 0.00 | 0.00 |
| Q FEE FUND Totals: | 5,056.10 | 3,468.87 | 981.14 | 0.00 | 7,543.83 |
| Report Totals: | 11,083.71 | 4,720.30 | 2,315.57 | 0.00 | 13,488.44 |




4-15-08

ALL Data

Current Cash Balance Report

Arranged by:

Date: 03/01/2008 thru 03/31/2008

Group ID and Activity Number

| Activity Number and Name | Beginning Cash | Receipts | Disbursements | Adjustments | Cash Balance |
|---------------------------------------|------------------|-----------------|-----------------|-------------|------------------|
| 610 unused library account | 0.00 | 0.00 | 0.00 | 0.00 | 0.00 |
| Totals: | 0.00 | 0.00 | 0.00 | 0.00 | 0.00 |
| A ACTIVITY GENERAL FUND | | | | | |
| 100 VENDING | 1,398.45 | 0.00 | 40.68 | 0.00 | 1,357.77 |
| 110 GENERAL FUND | 11,441.50 | 0.00 | 343.43 | 0.00 | 11,098.07 |
| 125 interest earned checking | 2,020.20 | 21.68 | 0.00 | 0.00 | 2,041.88 |
| A ACTIVITY GENERAL FUND Totals: | 14,860.15 | 21.68 | 384.11 | 0.00 | 14,497.72 |
| D CLUBS AND ORGANIZATIONS | | | | | |
| 501 STUDENT COUNCIL | 1,377.21 | 0.00 | 0.00 | 0.00 | 1,377.21 |
| 505 GRADE 5 ACTIVITY | 0.00 | 0.00 | 0.00 | 0.00 | 0.00 |
| 510 STANDD CLUB | 149.55 | 0.00 | 0.00 | 0.00 | 149.55 |
| 515 K-KIDS CLUB | 312.30 | 0.00 | 0.00 | 0.00 | 312.30 |
| 520 ENVIRONMENTAL CLUB | 13.04 | 0.00 | 0.00 | 0.00 | 13.04 |
| D CLUBS AND ORGANIZATIONS Totals: | 1,852.10 | 0.00 | 0.00 | 0.00 | 1,852.10 |
| E ADMINISTRATIVE CUSTODIAL | | | | | |
| 602 HOSPITALITY | 814.67 | 335.00 | 50.31 | 0.00 | 1,099.36 |
| 606 MAGAZINES | 0.00 | 0.00 | 0.00 | 0.00 | 0.00 |
| 610 LIBRARY | 3,907.10 | 2,210.60 | 1,200.77 | 0.00 | 4,916.93 |
| 615 FIELD TRIPS | -1,315.14 | 248.98 | 2,001.48 | 0.00 | -3,067.64 |
| 620 PAYBACK PARTNER | 2,016.64 | 147.81 | 130.93 | 0.00 | 2,033.52 |
| 625 CORPORATE DONATIONS | 3,853.37 | 164.95 | 45.09 | 0.00 | 3,973.23 |
| 630 SPELL-A-THON | 115.46 | 0.00 | 225.33 | 0.00 | -109.87 |
| 635 HOST | 0.00 | 0.00 | 0.00 | 0.00 | 0.00 |
| 640 OTHER STUDENT ACTIVITIES | 78.68 | 0.00 | 0.00 | 0.00 | 78.68 |
| 645 TOOLS FOR SCHOOLS | 1,000.00 | 0.00 | 0.00 | 0.00 | 1,000.00 |
| 650 ARTWORKS | 1,128.56 | 0.00 | 0.00 | 0.00 | 1,128.56 |
| E ADMINISTRATIVE CUSTODIAL Totals: | 11,599.34 | 3,107.34 | 3,653.91 | 0.00 | 11,052.77 |
| F DISTRICT CUSTODIAL | | | | | |
| 700 REIMBURSEMENT | 0.00 | 0.00 | 0.00 | 0.00 | 0.00 |
| 720 CONVENTION | 686.50 | 0.00 | 0.00 | 0.00 | 686.50 |
| F DISTRICT CUSTODIAL Totals: | 686.50 | 0.00 | 0.00 | 0.00 | 686.50 |
| Q EXTRA CURRICULAR ACTIVITIES | | | | | |
| 1005 KG FIELD TRIPS | 1,068.50 | 480.00 | 0.00 | 0.00 | 1,548.50 |
| 1010 1ST GR. FIELD TRIPS | 1,031.50 | 329.00 | 0.00 | 0.00 | 1,360.50 |
| 1020 2ND GR. FIELD TRIPS | 114.00 | 232.00 | 0.00 | 0.00 | 346.00 |
| 1030 3RD GR. FIELD TRIPS | 684.30 | 627.50 | 0.00 | 0.00 | 1,311.80 |
| 1040 4TH GR. FIELD TRIPS | 980.50 | 369.75 | 0.00 | 0.00 | 1,350.25 |
| 1050 5TH GR. FIELD TRIPS | 121.95 | 344.00 | 0.00 | 0.00 | 465.95 |
| Q EXTRA CURRICULAR ACTIVITIES Totals: | 4,000.75 | 2,382.25 | 0.00 | 0.00 | 6,383.00 |
| Report Totals: | 32,998.84 | 5,511.27 | 4,038.02 | 0.00 | 34,472.09 |

Principal Jeni Wesley

Secretary Mary Ann Roy

Current Cash Balance Report

ALL Data

Date: 03/01/2008 thru 03/31/2008

Arranged by:
37
Group ID and Activity Number

| Activity Number and Name | Beginning Cash | Receipts | Disbursements | Adjustments | Cash Balance |
|--|------------------|---------------|-----------------|-------------|------------------|
| A General Fund | | | | | |
| 100 Vending | 272.35 | 0.00 | 169.25 | 0.00 | 103.10 |
| 110 General Fund | 6,394.36 | 0.00 | 478.91 | 0.00 | 5,915.45 |
| 120 PRINCIPAL'S ADMIN. FUND | 0.00 | 0.00 | 0.00 | 0.00 | 0.00 |
| 130 Interest Earned Checking | 259.58 | 7.58 | 0.00 | 0.00 | 267.16 |
| 140 WEDNESDAY CLASSES/MI | 0.00 | 0.00 | 0.00 | 0.00 | 0.00 |
| A General Fund Totals: | <u>6,926.29</u> | <u>7.58</u> | <u>648.16</u> | <u>0.00</u> | <u>6,285.71</u> |
| B Clubs & Organizations | | | | | |
| 501 Student Council | -30.06 | 0.00 | 62.52 | 0.00 | -92.58 |
| B Clubs & Organizations Totals: | <u>-30.06</u> | <u>0.00</u> | <u>62.52</u> | <u>0.00</u> | <u>-92.58</u> |
| C Administrative Custodial | | | | | |
| 600 KG Classroom Activity | 0.00 | 0.00 | 0.00 | 0.00 | 0.00 |
| 601 Site Base | 0.00 | 0.00 | 0.00 | 0.00 | 0.00 |
| 602 Hospitality | 0.00 | 0.00 | 0.00 | 0.00 | 0.00 |
| 605 1st Classroom Activity | 0.00 | 0.00 | 0.00 | 0.00 | 0.00 |
| 606 Books and Magazines | 0.00 | 0.00 | 0.00 | 0.00 | 0.00 |
| 610 Library | 4,329.21 | -87.30 | 1,646.19 | 0.00 | 2,595.72 |
| 611 2nd Classroom Activity | 0.00 | 0.00 | 0.00 | 0.00 | 0.00 |
| 615 Field Trips | -1,115.72 | 0.00 | 0.00 | 0.00 | -1,115.72 |
| 616 3rd Classroom Activity | 0.00 | 0.00 | 0.00 | 0.00 | 0.00 |
| 620 Ceiling Tiles | 822.92 | 0.00 | 0.00 | 0.00 | 822.92 |
| 625 Multiple Intelligences | 0.00 | 0.00 | 0.00 | 0.00 | 0.00 |
| 626 Mini Classes | 52.32 | 0.00 | 0.00 | 0.00 | 52.32 |
| 627 Art | 258.19 | 0.00 | 0.00 | 0.00 | 258.19 |
| 628 Health Room | 269.00 | 0.00 | 0.00 | 0.00 | 269.00 |
| C Administrative Custodial Totals: | <u>4,615.92</u> | <u>-87.30</u> | <u>1,646.19</u> | <u>0.00</u> | <u>2,882.43</u> |
| D District Custodial | | | | | |
| 700 Reimbursement | 0.00 | 0.00 | 0.00 | 0.00 | 0.00 |
| 720 Convention | 0.00 | 0.00 | 0.00 | 0.00 | 0.00 |
| D District Custodial Totals: | <u>0.00</u> | <u>0.00</u> | <u>0.00</u> | <u>0.00</u> | <u>0.00</u> |
| Q Fee Funded Account | | | | | |
| 1000 Kindergarten field trips | 0.00 | 0.00 | 0.00 | 0.00 | 0.00 |
| 1010 First grade field trips | 339.00 | 0.00 | 0.00 | 0.00 | 339.00 |
| 1020 Second grade field trips | 456.50 | 0.00 | 0.00 | 0.00 | 456.50 |
| 1030 Third grade field trips | 242.00 | 0.00 | 0.00 | 0.00 | 242.00 |
| 1040 Forth grade field trips | 0.00 | 0.00 | 0.00 | 0.00 | 0.00 |
| 1050 Fifth grade field trips | 0.00 | 0.00 | 0.00 | 0.00 | 0.00 |
| 1060 ELL field trips | 0.00 | 0.00 | 0.00 | 0.00 | 0.00 |
| Q Fee Funded Account Totals: | <u>1,037.50</u> | <u>0.00</u> | <u>0.00</u> | <u>0.00</u> | <u>1,037.50</u> |
| Report Totals: | <u>12,549.65</u> | <u>-79.72</u> | <u>2,356.87</u> | <u>0.00</u> | <u>10,113.06</u> |

Kurt Larson
Susan A. [Signature]

Current Cash Balance Report


ALL Data

Prepared by:

Date: 03/01/2008 thru 03/31/2008

Group ID and Activity Number

| Activity Number and Name | Beginning Cash | Receipts | Disbursements | Adjustments | Cash Balance |
|--|----------------|----------|---------------|-------------|--------------|
| A ACTIVITY GENERAL FUND | | | | | |
| 100 GENERAL FUND | 8,862.72 | 282.72 | 881.39 | 0.00 | 8,264.05 |
| 110 VENDING | 264.72 | 80.92 | 0.00 | 0.00 | 345.64 |
| 120 INTEREST EARNED CHECKING | 722.83 | 12.77 | 0.00 | 0.00 | 735.60 |
| A ACTIVITY GENERAL FUND Totals: | 9,850.27 | 376.41 | 881.39 | 0.00 | 9,345.29 |
| B CLUBS AND ORGANIZATIONS | | | | | |
| 201 STUDENT COUNCIL | 846.17 | 0.00 | 0.00 | 0.00 | 846.17 |
| B CLUBS AND ORGANIZATIONS Totals: | 846.17 | 0.00 | 0.00 | 0.00 | 846.17 |
| C ADMINISTRATIVE CUSTODIAL ACCT | | | | | |
| 301 Hospitality | 995.84 | 0.00 | 0.00 | 0.00 | 995.84 |
| 310 MEDIA | 4,316.08 | 0.00 | 0.00 | 0.00 | 4,316.08 |
| 315 FIELD TRIPS | -3,028.49 | 0.00 | 1,055.76 | 0.00 | -4,084.25 |
| 320 BIRTHDAY BOOK CLUB | 3,211.02 | 20.00 | 0.00 | 0.00 | 3,231.02 |
| 330 DONATIONS | 0.00 | 0.00 | 0.00 | 0.00 | 0.00 |
| C ADMINISTRATIVE CUSTODIAL ACCT Totals: | 5,494.45 | 20.00 | 1,055.76 | 0.00 | 4,458.69 |
| Q EXTRA CURRICULAR ACTIVITIES | | | | | |
| 1000 KINDGARTEN FIELD TRIPS | 583.00 | 0.00 | 0.00 | 0.00 | 583.00 |
| 1001 FIRST GRADE FIELD TRIPS | 0.00 | 0.00 | 0.00 | 0.00 | 0.00 |
| 1002 SECOND GRADE FIELD TRIPS | 246.05 | 0.00 | 0.00 | 0.00 | 246.05 |
| 1003 THIRD GRADE FIELD TRIPS | 1,937.15 | 0.00 | 0.00 | 0.00 | 1,937.15 |
| 1004 FOURTH GRADE FIELD TRIPS | 757.50 | 1,031.00 | 0.00 | 0.00 | 1,788.50 |
| 1005 FIFTH GRADE FIELD TRIPS | 465.00 | 365.00 | 0.00 | 0.00 | 830.00 |
| Q EXTRA CURRICULAR ACTIVITIES Totals: | 3,988.70 | 1,396.00 | 0.00 | 0.00 | 5,384.70 |
| Report Totals: | 20,179.59 | 1,792.41 | 1,937.15 | 0.00 | 20,034.85 |


 Karla Sullivan
 4-17-08

Current Cash Balance Report

ALL Data

39 Arranged by:

Date: 03/01/2008 thru 03/31/2008

Group ID and Activity Number

| Activity Number and Name | Beginning Cash | Receipts | Disbursements | Adjustments | Cash Balance |
|---|------------------|-----------------|-----------------|-------------|------------------|
| A ACTIVITY GENERAL FUND | | | | | |
| 100 STAFF VENDING | 3,849.41 | 117.25 | 0.00 | 0.00 | 3,966.66 |
| 101 STUDENT VENDING | -45.05 | 0.00 | 0.00 | 0.00 | -45.05 |
| 110 GENERAL FUND | 4,790.81 | 3,636.06 | 940.59 | 0.00 | 7,486.28 |
| 115 INTEREST EARNED CHECKING | 379.51 | 9.81 | 0.00 | 0.00 | 389.32 |
| 815 ENRICHMENT DAY | 1,331.03 | 0.00 | 0.00 | 0.00 | 1,331.03 |
| 5000 FIELD IMPROVEMENT | 249.00 | 0.00 | 0.00 | 0.00 | 249.00 |
| A ACTIVITY GENERAL FUND Totals: | 10,554.71 | 3,763.12 | 940.59 | 0.00 | 13,377.24 |
| C FAMILY NIGHTS | | | | | |
| 400 KINDERGARTEN HOST FAMILY NIGHTS | -15.75 | 0.00 | 0.00 | 0.00 | -15.75 |
| 401 GR. 1 HOST FAMILY NIGHT | 80.13 | 0.00 | 0.00 | 0.00 | 80.13 |
| 403 GR. 3 HOST FAMILY NIGHT | -0.79 | 0.00 | 0.00 | 0.00 | -0.79 |
| 404 GR. 4 HOST FAMILY NIGHT | -9.67 | 0.00 | 0.00 | 0.00 | -9.67 |
| 405 GR. 5 HOST FAMILY NIGHT | -11.86 | 0.00 | 0.00 | 0.00 | -11.86 |
| 410 CHOIR HOST FAMILY NIGHT | 0.00 | 0.00 | 0.00 | 0.00 | 0.00 |
| 411 CHESS CLUB HOST FAMILY NIGHT | 180.44 | 0.00 | 0.00 | 0.00 | 180.44 |
| 412 SAFETY PATROL HOST FAMILY NIGHT | 50.30 | 0.00 | 0.00 | 0.00 | 50.30 |
| 413 PLAYGROUND COM. HOST FAMILY NIGHT | 0.00 | 0.00 | 0.00 | 0.00 | 0.00 |
| C FAMILY NIGHTS Totals: | 272.80 | 0.00 | 0.00 | 0.00 | 272.80 |
| D CLUBS AND ORGANIZATIONS | | | | | |
| 501 STUDENT COUNCIL | 350.83 | 0.00 | 0.00 | 0.00 | 350.83 |
| 901 US WEST VOLUNTEER GRANTS & OTHERS | 935.72 | 0.00 | 0.00 | 0.00 | 935.72 |
| D CLUBS AND ORGANIZATIONS Totals: | 1,286.55 | 0.00 | 0.00 | 0.00 | 1,286.55 |
| E ADMINISTRATIVE CUSTODIAL ACCT | | | | | |
| 610 MEDIA | 762.46 | 107.20 | 21.40 | 0.00 | 848.26 |
| 615 FIELD TRIPS | -2,611.16 | 0.00 | 202.42 | 0.00 | -2,813.58 |
| 701 TECHNOLOGY | 961.27 | 0.00 | 0.00 | 0.00 | 961.27 |
| 801 GIFTED/HAL | 0.00 | 0.00 | 0.00 | 0.00 | 0.00 |
| E ADMINISTRATIVE CUSTODIAL ACCT Totals: | -887.43 | 107.20 | 223.82 | 0.00 | -1,004.05 |
| F DISTRICT CUSTODIAL | | | | | |
| 700 NOT USED | 0.00 | 0.00 | 0.00 | 0.00 | 0.00 |
| 720 NOT USED | 0.00 | 0.00 | 0.00 | 0.00 | 0.00 |
| F DISTRICT CUSTODIAL Totals: | 0.00 | 0.00 | 0.00 | 0.00 | 0.00 |
| H OUTDOOR LEARNING ENVIRONMENT (OLE) | | | | | |
| 3000 BRICK ORDERS & OTHER | 0.00 | 0.00 | 0.00 | 0.00 | 0.00 |
| H OUTDOOR LEARNING ENVIRONMENT (OLE) Totals: | 0.00 | 0.00 | 0.00 | 0.00 | 0.00 |
| Q FEE FUND FIELD TRIPS | | | | | |
| 1000 KINDERGARTEN FIELD TRIPS | 772.00 | 0.00 | 0.00 | 0.00 | 772.00 |
| 1010 1ST GRADE FIELD TRIPS | 290.70 | 0.00 | 0.00 | 0.00 | 290.70 |
| 1020 2ND GRADE FIELD TRIPS | 856.25 | 0.00 | 240.00 | 0.00 | 616.25 |
| 1030 3RD GRADE FIELD TRIPS | 124.00 | 0.00 | 170.00 | 0.00 | -46.00 |
| 1040 4TH GRADE FIELD TRIPS | 557.35 | 218.60 | 0.00 | 0.00 | 775.95 |
| 1050 5TH GRADE FIELD TRIPS | 311.50 | 452.65 | 255.00 | 0.00 | 509.15 |
| Q FEE FUND FIELD TRIPS Totals: | 2,911.80 | 671.25 | 665.00 | 0.00 | 2,918.05 |
| R FEE FUND CLUBS | | | | | |
| 2020 CHORUS CLUB | 0.00 | 0.00 | 0.00 | 0.00 | 0.00 |
| R FEE FUND CLUBS Totals: | 0.00 | 0.00 | 0.00 | 0.00 | 0.00 |
| Report Totals: | 14,138.43 | 4,541.57 | 1,829.41 | 0.00 | 16,850.59 |

Cathy Brown
Ann Kelley

Current Cash Balance Report

Jeff Aygo
Cindy Basson

40 Arranged by:
Group ID and Activity Number

ALL Data

Date: 03/01/2008 thru 03/31/2008

| Activity Number and Name | Beginning Cash | Receipts | Disbursements | Adjustments | Cash Balance |
|--|------------------|-----------------|-----------------|-------------|------------------|
| A General Funds | | | | | |
| 100 VENDING MACHINES | 9,246.79 | 4,408.67 | 2,229.15 | 0.00 | 11,426.31 |
| 110 OTHER GENERAL | 12,439.41 | 29.59 | 59.28 | 0.00 | 12,409.72 |
| 112 | 0.00 | 0.00 | 0.00 | 0.00 | 0.00 |
| 115 FINES | 6,253.58 | 53.89 | 5.00 | 0.00 | 6,302.47 |
| 120 FUND RAISING ACCOUNT | 9,905.28 | 100.00 | 0.00 | 0.00 | 10,005.28 |
| 125 VOLUNTEER | 1,751.51 | 0.00 | 756.78 | 0.00 | 994.73 |
| 130 INTEREST EARNED - CHECKING | 3,777.06 | 52.16 | 0.00 | 0.00 | 3,829.22 |
| A General Funds Totals: | 43,373.63 | 4,644.31 | 3,050.21 | 0.00 | 44,967.73 |
| B Athletics | | | | | |
| 205 ATHLETIC DEPARTMENT | -4,961.22 | 1,138.00 | 2,165.69 | 0.00 | -5,988.91 |
| 210 ATHLETIC FUND | 0.00 | 0.00 | 0.00 | 0.00 | 0.00 |
| B Athletics Totals: | -4,961.22 | 1,138.00 | 2,165.69 | 0.00 | -5,988.91 |
| C Academic Clubs | | | | | |
| 300 SCIENCE CLUB | 376.12 | 0.00 | 0.00 | 0.00 | 376.12 |
| 310 YEARBOOK | 8,966.56 | 0.00 | 29.00 | 103.36 | 9,040.92 |
| 320 YOUTH TO YOUTH | -4,141.47 | 0.00 | 795.39 | -103.36 | -5,040.22 |
| 330 KIDS HELPING KIDS | 4,230.81 | 0.00 | 74.04 | 0.00 | 4,156.77 |
| 340 RENAISSANCE PROGRAM | 1,884.26 | 0.00 | -23.83 | 0.00 | 1,908.09 |
| 350 HAL | -238.06 | 0.00 | 145.00 | 0.00 | -383.06 |
| C Academic Clubs Totals: | 11,078.22 | 0.00 | 1,019.60 | 0.00 | 10,058.62 |
| D Clubs and Organizations | | | | | |
| 400 STUDENT COUNCIL | 1,751.12 | 663.00 | 1,000.00 | 0.00 | 1,414.12 |
| 410 VOLLEYBALL CLUB | 685.33 | 0.00 | 0.00 | 0.00 | 685.33 |
| 420 LEADERSHIP | 1,517.39 | 0.00 | 0.00 | 0.00 | 1,517.39 |
| 430 BOOK CLUB | 500.99 | 0.00 | 86.53 | 0.00 | 414.46 |
| 440 SCRAPBOOK CLUB | 5.50 | 0.00 | 0.00 | 0.00 | 5.50 |
| 442 FCS CLUB | -146.23 | 0.00 | 0.00 | 0.00 | -146.23 |
| 450 ARTS & CRAFTS CLUB | 39.09 | 0.00 | 0.00 | 0.00 | 39.09 |
| 460 PHOTOGRAPHY CLUB | 79.58 | 0.00 | 0.00 | 0.00 | 79.58 |
| 470 BUILDER'S CLUB | 83.35 | 0.00 | 0.00 | 0.00 | 83.35 |
| 480 DRAMA CLUB | 38.32 | 0.00 | 0.00 | 0.00 | 38.32 |
| D Clubs and Organizations Totals: | 4,554.44 | 663.00 | 1,086.53 | 0.00 | 4,130.91 |
| E School Custodial Accounts | | | | | |
| 500 MUSIC | -3,248.82 | 621.00 | 480.75 | 0.00 | -3,108.57 |
| 501 BAND | -629.00 | 0.00 | 1,270.12 | 0.00 | -1,899.12 |
| 505 ART CLASS | -138.33 | 0.00 | 0.00 | 0.00 | -138.33 |
| 509 8TH GRADE FAREWELL | 1,053.24 | 0.00 | 0.00 | 0.00 | 1,053.24 |
| 510 TRANSPORTATION | 981.95 | 0.00 | 0.00 | 0.00 | 981.95 |
| 511 SPECIAL EVENTS | 3,008.79 | 0.00 | 340.00 | 0.00 | 2,668.79 |
| 512 HELP FUND | -550.00 | 0.00 | 1,625.00 | 0.00 | -2,175.00 |
| 515 FACULTY VENDING FUND | 1,340.01 | 0.00 | 90.41 | 0.00 | 1,249.60 |
| 520 TEACHERS HOSPITALITY FUND | 961.62 | 15.00 | 0.00 | 0.00 | 976.62 |
| 525 AMS T-SHIRT SALES | 2,183.12 | 637.00 | 613.00 | 0.00 | 2,207.12 |
| 528 A.P.E. T-SHIRTS | 153.00 | 0.00 | 0.00 | 0.00 | 153.00 |
| 530 OUTDOOR CLASSROOM | 1,549.54 | 217.70 | 0.00 | 0.00 | 1,767.24 |
| 535 SCIENCE BREAKAGE | 0.99 | 0.00 | 0.00 | 0.00 | 0.99 |
| 540 INDUSTRIAL ARTS | 1,628.25 | 0.00 | 0.00 | 0.00 | 1,628.25 |
| 542 FAMILY CONSUMER SCIENCE | 1,549.23 | 0.00 | 89.33 | 0.00 | 1,459.90 |
| 544 JUMP START | -689.02 | 0.00 | 0.00 | 0.00 | -689.02 |
| 545 LIBRARY | 2,969.48 | 67.99 | 70.11 | 0.00 | 2,967.36 |
| 550 | 0.00 | 0.00 | 0.00 | 0.00 | 0.00 |

Current Cash Balance Report

ALL Data

41 Arranged by:

Date: 03/01/2008 thru 03/31/2008

Group ID and Activity Number

| Activity Number and Name | Beginning Cash | Receipts | Disbursements | Adjustments | Cash Balance |
|--|------------------|-----------------|------------------|-------------|------------------|
| 555 FITNESS ROOM | 995.36 | 0.00 | 49.50 | 0.00 | 945.86 |
| 570 FIELD TRIPS-SPECIAL AREA | 0.00 | 0.00 | 190.00 | 0.00 | -190.00 |
| 576 FIELD TRIPS-6 GR. | -1,630.00 | 0.00 | 0.00 | 0.00 | -1,630.00 |
| 577 FIELD TRIPS-7 GR. | -792.78 | 0.00 | 0.00 | 0.00 | -792.78 |
| 578 FIELD TRIPS-8 GR. | -226.46 | 0.00 | 654.26 | 0.00 | -880.72 |
| 580 OTHER SCHOOL CUSTODIAL | 135.95 | 0.00 | 0.00 | 0.00 | 135.95 |
| 582 | 0.00 | 0.00 | 0.00 | 0.00 | 0.00 |
| 585 TEAMMATES | 0.00 | 0.00 | 0.00 | 0.00 | 0.00 |
| 590 TEAM 6A | 233.98 | 0.00 | 0.00 | 0.00 | 233.98 |
| 591 TEAM 6B | 165.79 | 0.00 | 0.00 | 0.00 | 165.79 |
| 592 TEAM 6C | 300.00 | 0.00 | 19.78 | 0.00 | 280.22 |
| 593 TEAM 7A | 225.73 | 0.00 | 0.00 | 0.00 | 225.73 |
| 594 TEAM 7B | 278.32 | 0.00 | 55.89 | 0.00 | 222.43 |
| 595 TEAM 7C | 0.00 | 0.00 | 0.00 | 0.00 | 0.00 |
| 596 TEAM 8A | 280.46 | 0.00 | 45.99 | 0.00 | 234.47 |
| 597 TEAM 8B | 205.66 | 0.00 | 0.00 | 0.00 | 205.66 |
| 598 TEAM 8C | 272.25 | 0.00 | 0.00 | 0.00 | 272.25 |
| E School Custodial Accounts Totals: | 12,568.31 | 1,558.69 | 5,594.14 | 0.00 | 8,532.86 |
| G Investments | | | | | |
| 700 SAVINGS | -10,047.38 | 0.00 | 0.00 | 0.00 | -10,047.38 |
| 710 INTEREST ON SAVINGS | 5,047.38 | 0.00 | 0.00 | 0.00 | 5,047.38 |
| G Investments Totals: | -5,000.00 | 0.00 | 0.00 | 0.00 | -5,000.00 |
| H Athletic Department | | | | | |
| 820 | 0.00 | 0.00 | 0.00 | 0.00 | 0.00 |
| H Athletic Department Totals: | 0.00 | 0.00 | 0.00 | 0.00 | 0.00 |
| Q FIELD TRIP FEES | | | | | |
| 1350 HAL FIELD TRIPS | 250.00 | 0.00 | 0.00 | 0.00 | 250.00 |
| 1570 FIELD TRIPS-SPECIAL AREA | 0.00 | 0.00 | 0.00 | 0.00 | 0.00 |
| 1576 FIELD TRIPS-6 GR. | 1,592.50 | 0.00 | 0.00 | 0.00 | 1,592.50 |
| 1577 FIELD TRIPS-7 GR. | 763.00 | 0.00 | 0.00 | 0.00 | 763.00 |
| 1578 FIELD TRIPS-8 GR. | 822.00 | 183.00 | 0.00 | 0.00 | 1,005.00 |
| Q FIELD TRIP FEES Totals: | 3,427.50 | 183.00 | 0.00 | 0.00 | 3,610.50 |
| R CLUB FEES | | | | | |
| 1420 LEADERSHIP | 0.00 | 0.00 | 0.00 | 0.00 | 0.00 |
| 2300 SCIENCE CLUB | 0.00 | 0.00 | 0.00 | 0.00 | 0.00 |
| 2320 YOUTH TO YOUTH | 4,277.00 | 660.00 | 0.00 | 0.00 | 4,937.00 |
| 2400 STUDENT COUNCIL | 0.00 | 0.00 | 0.00 | 0.00 | 0.00 |
| 2410 VOLLEYBALL CLUB | 0.00 | 0.00 | 0.00 | 0.00 | 0.00 |
| 2430 BOOK CLUB | 0.00 | 0.00 | 0.00 | 0.00 | 0.00 |
| 2440 SCRAPBOOK CLUB | 0.00 | 0.00 | 0.00 | 0.00 | 0.00 |
| 2442 FCS CLUB | 147.00 | 0.00 | 0.00 | 0.00 | 147.00 |
| 2450 ARTS & CRAFTS CLUB | 0.00 | 0.00 | 0.00 | 0.00 | 0.00 |
| 2460 PHOTOGRAPHY CLUB | 0.00 | 0.00 | 0.00 | 0.00 | 0.00 |
| 2470 SPIRIT CLUB | 0.00 | 0.00 | 0.00 | 0.00 | 0.00 |
| 2500 MUSIC CLUB | 2,608.00 | 0.00 | 0.00 | 0.00 | 2,608.00 |
| 2501 BAND CLUB | 1,968.00 | 0.00 | 0.00 | 0.00 | 1,968.00 |
| 2544 JUMP START | 605.00 | 0.00 | 0.00 | 0.00 | 605.00 |
| R CLUB FEES Totals: | 9,605.00 | 660.00 | 0.00 | 0.00 | 10,265.00 |
| S ATHLETIC FEES | | | | | |
| 3205 ATHLETICS | 6,142.00 | 675.00 | 0.00 | 0.00 | 6,817.00 |
| S ATHLETIC FEES Totals: | 6,142.00 | 675.00 | 0.00 | 0.00 | 6,817.00 |
| Report Totals: | 80,787.88 | 9,522.00 | 12,916.17 | 0.00 | 77,393.71 |

Current Cash Balance Report

ALL Data

Arranged by:

Date: 03/01/2008 thru 03/31/2008

Group ID and Activity Number

| Activity Number and Name | Beginning Cash | Receipts | Disbursements | Adjustments | Cash Balance |
|--|-------------------|-----------------|-----------------|---------------|-------------------|
| A GENERAL FUND | | | | | |
| 100 General Fund | 13,346.61 | 589.95 | 6,163.83 | 0.00 | 7,772.73 |
| 110 Student Vending | 4,784.62 | 0.00 | 522.29 | -1,224.00 | 3,038.33 |
| 115 Staff Vending | 111.12 | 0.00 | 48.11 | 1,224.00 | 1,287.01 |
| 120 Staff Contests | 0.00 | 0.00 | 0.00 | 0.00 | 0.00 |
| A GENERAL FUND Totals: | 18,242.35 | 589.95 | 6,734.23 | 0.00 | 12,098.07 |
| D SCHOOL CUSTODIAL ACCOUNTS | | | | | |
| 400 Library | 425.80 | 0.00 | 0.00 | 0.00 | 425.80 |
| 405 FCS - Family Consumer Science | 229.79 | 445.00 | 439.37 | 0.00 | 235.42 |
| 410 Field Trips | -2,748.04 | 0.00 | 264.94 | 0.00 | -3,012.98 |
| 415 Hospitality | 710.14 | 0.00 | 0.00 | 0.00 | 710.14 |
| 420 IT LAB - Industrial Technology | 2,512.22 | 753.50 | 0.00 | 0.00 | 3,265.72 |
| 425 Art | 5.00 | 0.00 | 0.00 | 0.00 | 5.00 |
| 430 Spirit Wear | 642.08 | 0.00 | 0.00 | 0.00 | 642.08 |
| 435 Book Fines | 684.20 | 8.00 | 0.00 | 0.00 | 692.20 |
| 440 Bleacher Fund | 3,743.40 | 0.00 | 0.00 | 0.00 | 3,743.40 |
| 445 Book Store | 0.00 | 100.00 | 0.00 | 0.00 | 100.00 |
| 450 PE Shirts | 565.30 | 0.00 | 0.00 | 0.00 | 565.30 |
| 455 Jump Start Camp | 1,044.44 | 0.00 | 0.00 | 0.00 | 1,044.44 |
| 460 Lunch and Learn | 12.32 | 0.00 | 174.21 | 14.17 | -147.72 |
| 465 Guidance Activities | 26.03 | 234.56 | 0.00 | 0.00 | 260.59 |
| D SCHOOL CUSTODIAL ACCOUNTS Totals: | 7,852.68 | 1,541.06 | 878.52 | 14.17 | 8,529.39 |
| E PROGRAMS | | | | | |
| 500 B.A.S.E. | -10,112.60 | 0.00 | 0.00 | -14.17 | -10,126.77 |
| E PROGRAMS Totals: | -10,112.60 | 0.00 | 0.00 | -14.17 | -10,126.77 |
| F ATHLETICS and ACTIVITIES | | | | | |
| 600 Athletics Program | -6,207.12 | 10.00 | 1,780.12 | 0.00 | -7,977.24 |
| 605 Clubs and Activities | 22.20 | 0.00 | 0.00 | 0.00 | 22.20 |
| 610 Student Council | 1,874.99 | 405.63 | 142.50 | 0.00 | 2,138.12 |
| 615 Youth to Youth | -1,546.29 | 0.00 | 140.00 | 0.00 | -1,686.29 |
| 620 Emissary / Peer Mediation / Tutor | -18.87 | 0.00 | 0.00 | 0.00 | -18.87 |
| 625 FCS Club | 39.70 | 0.00 | 0.00 | 0.00 | 39.70 |
| 630 Swing Choir Club | -1,615.67 | 0.00 | 0.00 | 0.00 | -1,615.67 |
| 635 Environmental Club | 450.91 | 0.00 | 0.00 | 0.00 | 450.91 |
| 640 Yearbook | 8,010.81 | 25.00 | 0.00 | 0.00 | 8,035.81 |
| 645 Art Club | 28.43 | 0.00 | 0.00 | 0.00 | 28.43 |
| 650 HAL | -581.94 | 1,565.00 | 1,564.00 | 0.00 | -580.94 |
| 655 Dance Club | 45.43 | 0.00 | 0.00 | 0.00 | 45.43 |
| 660 Jazz Band | 6.29 | 0.00 | 0.00 | 0.00 | 6.29 |
| 665 Drama Club | 0.00 | 0.00 | 0.00 | 0.00 | 0.00 |
| 670 Cross Country Club | 12.97 | 0.00 | 0.00 | 0.00 | 12.97 |
| 675 Solo and Ensemble Contest | 403.18 | 0.00 | 417.29 | 0.00 | -14.11 |
| 680 Future Educators Club | 16.67 | 0.00 | 0.00 | 0.00 | 16.67 |
| 685 Debate Club | -0.10 | 0.00 | 0.00 | 0.00 | -0.10 |
| 690 Science Club | -52.57 | 0.00 | 0.00 | 0.00 | -52.57 |
| F ATHLETICS and ACTIVITIES Totals: | 889.02 | 2,005.63 | 4,043.91 | 0.00 | -1,149.26 |
| G INVESTMENTS | | | | | |
| 700 Savings | 0.00 | 0.00 | 0.00 | 0.00 | 0.00 |
| 705 Checking Interest | 1,128.36 | 29.05 | 0.00 | 0.00 | 1,157.41 |
| 710 Interest on Savings | 0.00 | 0.00 | 0.00 | 0.00 | 0.00 |
| G INVESTMENTS Totals: | 1,128.36 | 29.05 | 0.00 | 0.00 | 1,157.41 |

Rhonda Hinesman 4/4/08

John Southwick

Current Cash Balance Report

ALL Data

Date: 03/01/2008 thru 03/31/2008

Arranged by:
Group ID and Activity Number

| Activity Number and Name | Beginning Cash | Receipts | Disbursements | Adjustments | Cash Balance |
|----------------------------------|------------------|------------------|------------------|-------------|------------------|
| Q FIELD TRIP FEES | | | | | |
| 1000 Field Trips | 3,379.00 | 926.65 | 0.00 | 0.00 | 4,305.65 |
| Q FIELD TRIP FEES Totals: | <u>3,379.00</u> | <u>926.65</u> | <u>0.00</u> | <u>0.00</u> | <u>4,305.65</u> |
| R CLUB FEES | | | | | |
| 2455 Jump Start Camp | 0.00 | 0.00 | 0.00 | 0.00 | 0.00 |
| 2610 Student Council | 0.00 | 0.00 | 0.00 | 0.00 | 0.00 |
| 2615 Youth-to-Youth | 1,718.00 | 0.00 | 0.00 | 0.00 | 1,718.00 |
| 2625 FCS Club | 205.00 | 0.00 | 0.00 | 0.00 | 205.00 |
| 2630 Swing Choir | 1,461.73 | 0.00 | 0.00 | 0.00 | 1,461.73 |
| 2635 Environmental Club | 93.31 | 0.00 | 0.00 | 0.00 | 93.31 |
| 2645 Art Club | 0.00 | 0.00 | 0.00 | 0.00 | 0.00 |
| 2650 HAL | 608.00 | 0.00 | 0.00 | 0.00 | 608.00 |
| 2655 Dance Club | 0.00 | 0.00 | 0.00 | 0.00 | 0.00 |
| 2665 Drama Club | 0.00 | 0.00 | 0.00 | 0.00 | 0.00 |
| 2670 Cross Country Club | 0.00 | 0.00 | 0.00 | 0.00 | 0.00 |
| 2690 Science Club Fees | 0.00 | 0.00 | 0.00 | 0.00 | 0.00 |
| R CLUB FEES Totals: | <u>4,086.04</u> | <u>0.00</u> | <u>0.00</u> | <u>0.00</u> | <u>4,086.04</u> |
| S ATHLETIC FEES | | | | | |
| 3000 Athletics | 8,927.00 | 4,305.00 | 0.00 | 0.00 | 13,232.00 |
| S ATHLETIC FEES Totals: | <u>8,927.00</u> | <u>4,305.00</u> | <u>0.00</u> | <u>0.00</u> | <u>13,232.00</u> |
| T PROGRAM FEES | | | | | |
| 4500 B.A.S.E. FEES | 10,855.48 | 790.00 | 0.00 | 0.00 | 11,645.48 |
| T PROGRAM FEES Totals: | <u>10,855.48</u> | <u>790.00</u> | <u>0.00</u> | <u>0.00</u> | <u>11,645.48</u> |
| Report Totals: | <u>45,247.33</u> | <u>10,187.34</u> | <u>11,656.66</u> | <u>0.00</u> | <u>43,778.01</u> |

Current Cash Balance Report

ALL Data

Arranged by:

Date: 03/01/2007 thru 03/31/2008

Group ID and Activity Number

| Activity Number and Name | Beginning Cash | Receipts | Disbursements | Adjustments | Cash Balance |
|--|------------------|------------------|------------------|------------------|------------------|
| A GENERAL FUNDS | | | | | |
| 100 VENDING MACHINES | 5,789.36 | 15,725.00 | 0.00 | -16,264.36 | 5,250.00 |
| 105 STAFF VENDING MACHINES | 481.68 | 0.00 | 1,655.16 | 1,269.00 | 95.52 |
| 110 GENERAL | -7,810.91 | 20,960.87 | 32,090.05 | 16,847.02 | -2,093.07 |
| 120 PENCIL FUND (SCHOOL IMPROV.) | 354.39 | 851.86 | 887.20 | 0.00 | 319.05 |
| 150 INTEREST EARNED CHECKING | 2,914.90 | 0.00 | 212.73 | -1,306.65 | 1,395.52 |
| 170 INTEREST EARNED SAVINGS | 11,524.23 | 2,202.46 | 0.00 | -927.14 | 12,799.55 |
| 180 BUILDING IMPROVEMENTS FUND | 0.00 | 0.00 | 2,828.91 | 2,233.79 | -595.12 |
| 190 PAYBAC FUND | 389.03 | 267.10 | 363.49 | -125.48 | 167.16 |
| A GENERAL FUNDS Totals: | 13,642.68 | 40,007.29 | 38,037.54 | 1,726.18 | 17,338.61 |
| B ATHLETICS | | | | | |
| 200 ATHLETICS PROGRAM | -6,909.19 | 1,773.00 | 13,837.39 | 13,157.00 | -5,816.58 |
| B ATHLETICS Totals: | -6,909.19 | 1,773.00 | 13,837.39 | 13,157.00 | -5,816.58 |
| C ACADEMIC CLUBS | | | | | |
| 305 ART CLUB | -85.03 | 0.00 | 55.46 | 230.00 | 89.51 |
| 310 YEARBOOKS | 1,332.26 | 8,215.10 | 11,764.59 | 30.00 | -2,187.23 |
| 315 BOWLING CLUB | -1,217.94 | 0.00 | 675.00 | 1,995.00 | 102.06 |
| 320 FAMILY CONSUMER SCIENCE CLUB | -23.21 | 0.00 | 233.55 | 144.00 | -112.76 |
| 330 DRAMA | 91.83 | 513.52 | 563.68 | 0.00 | 41.67 |
| 335 PING PONG | 0.00 | 0.00 | 0.00 | 0.00 | 0.00 |
| 340 TENNIS CLUB | 0.00 | 0.00 | 0.00 | 0.00 | 0.00 |
| 350 SKI CLUB | -2,266.00 | 0.00 | 2,292.00 | 2,266.00 | -2,292.00 |
| C ACADEMIC CLUBS Totals: | -2,168.09 | 8,728.62 | 15,584.28 | 4,665.00 | -4,358.75 |
| D CLUBS AND ORGANIZATIONS | | | | | |
| 400 STUDENT COUNCIL | 996.88 | 12,696.09 | 10,585.67 | -957.93 | 2,149.37 |
| 425 YOUTH TO YOUTH | -1,663.07 | 956.82 | 1,995.99 | 1,680.00 | -1,022.24 |
| D CLUBS AND ORGANIZATIONS Totals: | -666.19 | 13,652.91 | 12,581.66 | 722.07 | 1,127.13 |
| E SCHOOL CUSTODIAL ACCOUNTS | | | | | |
| 500 BAND | 307.10 | 0.18 | 507.65 | 229.00 | 28.63 |
| 501 SITE BASE | 0.00 | 0.00 | 0.00 | 0.00 | 0.00 |
| 502 HOSPITALITY | 642.22 | 1,507.50 | 1,665.28 | 0.00 | 484.44 |
| 503 TREE FUND | 0.00 | 225.37 | 980.00 | 929.63 | 175.00 |
| 504 ROTARY ACTIVITY FUND | 215.65 | 0.00 | 29.88 | 0.00 | 185.77 |
| 505 FINES | 3,446.70 | 1,177.00 | 1,588.25 | 0.00 | 3,035.45 |
| 506 MONTESSORI (6TH) | 0.00 | 5.25 | 459.94 | 390.00 | -64.69 |
| 507 TEAMMATES | 0.00 | 0.00 | 0.00 | 0.00 | 0.00 |
| 508 MONTESSORI 7/8 | -3,305.22 | 392.00 | 16,534.12 | 16,604.72 | -2,842.62 |
| 509 FUNDRAISER '02-'03 (SCHOLARSHIPS, | 0.00 | 0.00 | 0.00 | 0.00 | 0.00 |
| 510 FIELD TRIPS | -183.54 | 0.00 | 4,074.66 | 1,875.00 | -2,383.20 |
| 511 NEW TEACHER FUND | 338.49 | 507.88 | 485.67 | 0.00 | 360.70 |
| 512 KIDS HELPING KIDS FUND | 88.40 | 0.00 | 0.00 | 0.00 | 88.40 |
| 513 MONTESSORI SUPPORT FUND | 3,407.76 | 4,788.07 | 0.00 | -7,156.72 | 1,039.11 |
| 514 LACEY LEGACY FUND | 91.44 | 0.00 | 0.00 | 0.00 | 91.44 |
| 515 ASSIGNMENT NOTEBOOKS | 842.65 | 175.00 | 28.50 | 0.00 | 989.15 |
| 516 6A SUPPORT FUND | 381.99 | 0.00 | 636.64 | 283.73 | 29.08 |
| 517 6B SUPPORT FUND | 556.05 | 0.00 | 694.51 | 245.46 | 107.00 |
| 518 7A SUPPORT FUND | 487.65 | 0.00 | 853.79 | 567.50 | 201.36 |
| 519 7B SUPPORT FUND | 573.20 | 0.00 | 522.53 | 272.67 | 323.34 |
| 520 LIBRARY | 1,369.87 | 6,583.18 | 8,011.34 | 21.97 | -36.32 |
| 521 7C SUPPORT FUND | 187.75 | 0.00 | 0.00 | -187.75 | 0.00 |
| 522 8A SUPPORT FUND | 1,215.71 | 0.00 | 625.64 | -407.40 | 182.67 |
| 523 8B SUPPORT FUND | 1,318.98 | 0.00 | 550.06 | -510.70 | 258.22 |

Alta Fink

Current Cash Balance Report

ALL Data

Arranged by:

Date: 03/01/2007 thru 03/31/2008

Group ID and Activity Number

| Activity Number and Name | Beginning Cash | Receipts | Disbursements | Adjustments | Cash Balance |
|--|-------------------|------------------|------------------|------------------|-------------------|
| 524 FUNDRAISER '04-'05 | 0.00 | 0.00 | 0.00 | 0.00 | 0.00 |
| 525 M.S. ALTERNATIVE PROGRAM | 533.68 | 725.99 | 1,311.61 | 395.00 | 343.06 |
| 526 FUNDRAISER '03-'04 (SCHOLARSHIPS, | 1,852.46 | 0.00 | 1,852.46 | 0.00 | 0.00 |
| 527 FUNDRAISER '05-'06 | 0.00 | 0.00 | 0.00 | 0.00 | 0.00 |
| 528 H.A.L. TRIPS | -404.13 | 0.00 | 1,867.51 | 1,107.64 | -1,164.00 |
| 529 MENTORING HOMEROOMS FUND | 0.00 | 165.95 | 91.03 | 0.00 | 74.92 |
| 530 FUNDRAISER '06-'07 | 7,054.64 | 122.45 | 6,906.22 | -270.87 | 0.00 |
| 531 "GOOD FRIENDS" FUND | 0.00 | 0.00 | 170.67 | 300.00 | 129.33 |
| 532 "APPLE TREE" DONATIONS | 0.00 | 200.00 | 0.00 | 0.00 | 200.00 |
| 533 BACKPACK PROGRAM | 0.00 | 80.00 | 72.43 | 0.00 | 7.57 |
| 534 ASSET SUMMIT | 0.00 | 150.00 | 0.00 | 0.00 | 150.00 |
| 535 VOCAL MUSIC | -395.69 | 0.32 | 296.00 | 633.50 | -57.87 |
| 540 FUNDRAISER 98-99, LIBRARY | 39.12 | 0.00 | 0.00 | 0.00 | 39.12 |
| 545 ORCHESTRA | -1,584.14 | 128.00 | 1,782.00 | 2,914.00 | -324.14 |
| 550 SUMMER SCHOOL | 0.00 | 0.00 | 0.00 | 0.00 | 0.00 |
| 555 FUNDRAISER '07-'08 | 0.00 | 17,985.16 | 14,006.94 | -300.00 | 3,678.22 |
| 560 PHYSICAL EDUCATION | 266.91 | 0.00 | 0.00 | 0.00 | 266.91 |
| 565 FUNDRAISER '00-'01, (SIGNS, SCHOLARSHIPS, | 0.00 | 0.00 | 0.00 | 0.00 | 0.00 |
| 570 CYCLONE PARENT DONATIONS | 500.00 | 3,139.47 | 1,139.47 | -1,000.00 | 1,500.00 |
| 575 ART FEES | 270.61 | 0.00 | 0.00 | 0.00 | 270.61 |
| 580 SEWING (HAAN CRAFT KITS) | -89.37 | 1,166.35 | 1,102.09 | 87.80 | 62.69 |
| 585 ENVIRONMENTAL EDUCATION | 26.25 | 804.00 | 768.00 | -62.25 | 0.00 |
| 586 7TH GR. ENRICHMENT | 0.00 | 504.75 | 578.37 | 77.25 | 3.63 |
| 587 CARTRIDGES FOR KIDS | 143.50 | 0.00 | 0.00 | 0.00 | 143.50 |
| 590 TECHNOLOGY EDUCATION | 1,057.57 | 663.50 | 570.84 | 14.50 | 1,164.73 |
| 595 FUNDRAISER '01-'02 (COMMONS, CAMPUS, SIGN, | 0.00 | 0.00 | 0.00 | 0.00 | 0.00 |
| E SCHOOL CUSTODIAL ACCOUNTS Totals: | 21,254.26 | 41,197.37 | 70,764.10 | 17,053.68 | 8,741.21 |
| F DISTRICT CUSTODIAL ACCOUNTS | | | | | |
| 620 CONFERENCE ACCOUNT | 1,028.93 | 0.00 | 0.00 | -1,028.93 | 0.00 |
| F DISTRICT CUSTODIAL ACCOUNTS Totals: | 1,028.93 | 0.00 | 0.00 | -1,028.93 | 0.00 |
| G INVESTMENTS | | | | | |
| 700 SAVINGS | -37,398.19 | 10,341.55 | 2,202.46 | 0.00 | -29,259.10 |
| 710 INTEREST ON SAVINGS | 0.00 | 0.00 | 0.00 | 0.00 | 0.00 |
| G INVESTMENTS Totals: | -37,398.19 | 10,341.55 | 2,202.46 | 0.00 | -29,259.10 |
| Q FIELD TRIP FEES | | | | | |
| 1005 6A FIELD TRIPS | 0.00 | 808.00 | 0.00 | 0.00 | 808.00 |
| 1010 6B FIELD TRIPS | 0.00 | 728.00 | 0.00 | 0.00 | 728.00 |
| 1015 6C FIELD TRIPS | 0.00 | 0.00 | 0.00 | 0.00 | 0.00 |
| 1020 6TH GRADE FIELD TRIPS | 0.00 | 0.00 | 0.00 | 0.00 | 0.00 |
| 1030 7A FIELD TRIPS | 0.00 | 0.00 | 0.00 | 0.00 | 0.00 |
| 1035 7B FIELD TRIPS | 0.00 | 920.00 | 0.00 | 0.00 | 920.00 |
| 1040 7C FIELD TRIPS | 0.00 | 0.00 | 0.00 | 0.00 | 0.00 |
| 1045 7TH GRADE FIELD TRIPS | 0.00 | 0.00 | 0.00 | 0.00 | 0.00 |
| 1050 8A FIELD TRIPS | 0.00 | 0.00 | 0.00 | 0.00 | 0.00 |
| 1055 8B FIELD TRIPS | 0.00 | 0.00 | 0.00 | 0.00 | 0.00 |
| 1060 8C FIELD TRIPS | 0.00 | 0.00 | 0.00 | 0.00 | 0.00 |
| 1065 8TH GRADE FIELD TRIPS | 0.00 | 886.00 | 0.00 | -886.00 | 0.00 |
| 1075 FRENCH FIELD TRIPS | 0.00 | 1,065.00 | 0.00 | -1,065.00 | 0.00 |
| 1080 GERMAN FIELD TRIPS | 0.00 | 270.00 | 0.00 | -270.00 | 0.00 |
| 1085 SPANISH FIELD TRIPS | 429.00 | 0.00 | 0.00 | -429.00 | 0.00 |
| 1506 MONTESSORI (6) FIELD TRIPS | 0.00 | 440.00 | 0.00 | -290.00 | 150.00 |
| 1508 MONTESSORI (7,8) FIELD TRIPS | 3,540.00 | 2,344.00 | 0.00 | -3,404.00 | 2,480.00 |

Current Cash Balance Report

ALL Data

Date: 03/01/2007 thru 03/31/2008

Arranged by:
Group ID and Activity Number

| Activity Number and Name | Beginning Cash | Receipts | Disbursements | Adjustments | Cash Balance |
|---------------------------------------|----------------|------------|---------------|-------------|--------------|
| 1525 MSAP FIELD TRIPS | 205.00 | 227.00 | 0.00 | -250.00 | 182.00 |
| 1528 H.A.L. FIELD TRIPS | 461.00 | 6,179.00 | 0.00 | -5,675.00 | 965.00 |
| Q FIELD TRIP FEES Totals: | 4,635.00 | 13,867.00 | 0.00 | -12,269.00 | 6,233.00 |
| R CLUB FEES | | | | | |
| 2305 ART CLUB | 230.00 | 124.93 | 0.00 | -230.00 | 124.93 |
| 2315 BOWLING CLUB | 1,990.00 | 790.00 | 0.00 | -1,990.00 | 790.00 |
| 2320 FAMILY CONSUMER SCIENCE CLUB | 144.00 | 145.00 | 0.00 | -144.00 | 145.00 |
| 2330 DRAMA CLUB | 0.00 | 48.00 | 0.00 | 0.00 | 48.00 |
| 2340 TENNIS CLUB | 0.00 | 0.00 | 0.00 | 0.00 | 0.00 |
| 2350 SKI CLUB | 2,177.00 | 2,453.00 | 0.00 | -2,249.00 | 2,381.00 |
| 2400 STUDENT COUNCIL | 0.00 | 135.00 | 0.00 | 0.00 | 135.00 |
| 2425 YOUTH TO YOUTH CLUB | 1,490.00 | 1,060.00 | 0.00 | -1,680.00 | 870.00 |
| 2500 BAND | 130.00 | 99.00 | 0.00 | -229.00 | 0.00 |
| 2535 VOCAL MUSIC | 463.00 | 500.50 | 0.00 | -633.50 | 330.00 |
| 2545 ORCHESTRA | 1,618.00 | 1,491.00 | 0.00 | -2,914.00 | 195.00 |
| 2550 PEER MEDIATORS/KIDS HELPING KIDS | 134.75 | 0.00 | 0.00 | -134.75 | 0.00 |
| 2600 MUSIC SHIRTS | 1,676.75 | 1,417.50 | 0.00 | -1,676.75 | 1,417.50 |
| R CLUB FEES Totals: | 10,053.50 | 8,263.93 | 0.00 | -11,881.00 | 6,436.43 |
| S ATHLETICS FEES | | | | | |
| 3200 ATHLETICS | 9,089.00 | 14,713.00 | 0.00 | -12,145.00 | 11,657.00 |
| S ATHLETICS FEES Totals: | 9,089.00 | 14,713.00 | 0.00 | -12,145.00 | 11,657.00 |
| Report Totals: | 12,561.71 | 152,544.67 | 153,007.43 | 0.00 | 12,098.95 |

Current Cash Balance Report

ALL Data

Arranged by:

Date: 03/01/2008 thru 03/31/2008

Group ID and Activity Number

| Activity Number and Name | Beginning Cash | Receipts | Disbursements | Adjustments | Cash Balance |
|--|----------------|----------|---------------|-------------|--------------|
| A GENERAL FUNDS | | | | | |
| 100 VENDING | 22,099.78 | 0.00 | 368.99 | 0.00 | 21,730.79 |
| 105 STAFF VENDING | 1,856.27 | 0.00 | 0.00 | 0.00 | 1,856.27 |
| 110 GENERAL FUND | 2,840.78 | 26.00 | 242.01 | 0.00 | 2,624.77 |
| 112 PAYBAC | 4,876.43 | 518.70 | 0.00 | 0.00 | 5,395.13 |
| 115 KIEWIT T-SHIRT-SALES/PROJECTS | 19,643.40 | 0.00 | 0.00 | 0.00 | 19,643.40 |
| 116 CLASS/ACTIVITY T-SHIRTS | 102.51 | 0.00 | 0.00 | 0.00 | 102.51 |
| 117 BOOK ORDERS | 10.60 | 0.00 | 0.00 | 0.00 | 10.60 |
| 119 SITE IMPROVEMENT | 44,467.35 | 0.00 | 0.00 | 0.00 | 44,467.35 |
| 120 SCHOOL IMPROVEMENT TEAM | 2,216.00 | 0.00 | 0.00 | 0.00 | 2,216.00 |
| 125 FUNDRAISER | 11,423.56 | 2,410.81 | 0.00 | 0.00 | 13,834.37 |
| 130 BUS | 2,549.26 | 0.00 | 150.00 | 0.00 | 2,399.26 |
| 140 RETIREMENT | 942.25 | 0.00 | 0.00 | 0.00 | 942.25 |
| 150 PARENT/TEACHER RESOURCE LIB | 595.53 | 0.00 | 0.00 | 0.00 | 595.53 |
| 155 TECHNOLOGY | 0.00 | 0.00 | 0.00 | 0.00 | 0.00 |
| 165 ROTARY | 621.91 | 0.00 | 0.00 | 0.00 | 621.91 |
| 167 KCC FUNDRAISER | 7,000.00 | 0.00 | 0.00 | 0.00 | 7,000.00 |
| 170 SCHOLARSHIP | 3,636.06 | 0.00 | 0.00 | 0.00 | 3,636.06 |
| 180 SPECIAL PROJECTS | 3,153.92 | 0.00 | 495.00 | 0.00 | 2,658.92 |
| 185 LEARNING CENTER | 930.13 | 0.00 | 0.00 | 0.00 | 930.13 |
| 190 STAFF DEVELOPMENT | 2,421.49 | 0.00 | 0.00 | 0.00 | 2,421.49 |
| 195 STUDENT ACTIVITIES | 2,171.94 | 0.00 | 150.00 | 0.00 | 2,021.94 |
| 196 PARENTS FOR TEACHER APPRECIATION | 0.00 | 0.00 | 0.00 | 0.00 | 0.00 |
| 197 VOCAL MUSIC | 0.00 | 0.00 | 0.00 | 0.00 | 0.00 |
| 198 KETV GRANT/LAURA THOREEN | 61.25 | 0.00 | 0.00 | 0.00 | 61.25 |
| 199 RITONYA-ANNE PAGE | 360.53 | 0.00 | 0.00 | 0.00 | 360.53 |
| A GENERAL FUNDS Totals: | 133,980.95 | 2,955.51 | 1,406.00 | 0.00 | 135,530.46 |
| B ATHLETICS | | | | | |
| 200 ATHLETICS | -2,567.04 | 0.00 | 2,076.48 | 0.00 | -4,643.52 |
| 205 SUMMER BB CAMP | 217.33 | 0.00 | 0.00 | 0.00 | 217.33 |
| 210 MULTI-PURPOSE PROJECT | 0.00 | 0.00 | 0.00 | 0.00 | 0.00 |
| B ATHLETICS Totals: | -2,349.71 | 0.00 | 2,076.48 | 0.00 | -4,426.19 |
| C ACADEMIC CLUBS | | | | | |
| 300 INTERNATIONAL CLUB | 0.00 | 0.00 | 0.00 | 0.00 | 0.00 |
| 305 VOLUNTEER CLUB | 4,729.74 | 849.25 | 1,138.11 | 0.00 | 4,440.88 |
| 310 YEARBOOK | 30,573.86 | 0.00 | 0.00 | 0.00 | 30,573.86 |
| 315 DRAMA CLUB | 3,419.69 | 0.00 | 128.05 | 0.00 | 3,291.64 |
| 320 YOUTH-TO-YOUTH | 1,665.36 | 0.00 | 0.00 | 0.00 | 1,665.36 |
| 325 STUDENT COUNCIL | 1,448.18 | 195.00 | 750.00 | 0.00 | 893.18 |
| 330 SCIENCE CLUB | 0.00 | 0.00 | 0.00 | 0.00 | 0.00 |
| 335 ART CLUB | -82.15 | 0.00 | 0.00 | 0.00 | -82.15 |
| 355 SPEECH CLUB | 0.00 | 0.00 | 185.00 | 0.00 | -185.00 |
| 360 DESTINATION IMAGINATION CLUB | 0.00 | 0.00 | 0.00 | 0.00 | 0.00 |
| C ACADEMIC CLUBS Totals: | 41,754.68 | 1,044.25 | 2,201.16 | 0.00 | 40,597.77 |
| D CLUBS AND ORGANIZATIONS | | | | | |
| 420 SNACK AND STITCH | -49.76 | 0.00 | 0.00 | 0.00 | -49.76 |
| D CLUBS AND ORGANIZATIONS Totals: | -49.76 | 0.00 | 0.00 | 0.00 | -49.76 |
| E SCHOOL CUSTODIAL ACCOUNTS | | | | | |
| 520 SOCIAL/HOSPITALITY | 2,386.03 | 10.00 | 0.00 | 0.00 | 2,396.03 |
| 530 PE/LOCK | 2,861.52 | 8.00 | 0.00 | 0.00 | 2,869.52 |
| 540 HOME ARTS | 258.89 | 14.00 | 0.00 | 0.00 | 272.89 |
| 550 INDUSTRIAL ARTS | 9,938.48 | 141.00 | 55.00 | 0.00 | 10,024.48 |

Current Cash Balance Report

ALL Data

Arranged by:

Date: 03/01/2008 thru 03/31/2008

Group ID and Activity Number

| Activity Number and Name | Beginning Cash | Receipts | Disbursements | Adjustments | Cash Balance |
|--|-------------------|-----------------|------------------|-------------|-------------------|
| 560 ART CLASS | 0.00 | 0.00 | 0.00 | 0.00 | 0.00 |
| 580 LIBRARY | 1,750.44 | 2,983.57 | 3,105.27 | 0.00 | 1,628.74 |
| 581 6A FIELD TRIP | -1,000.00 | 0.00 | 0.00 | 0.00 | -1,000.00 |
| 582 6B FIELD TRIP | -1,090.00 | 0.00 | 0.00 | 0.00 | -1,090.00 |
| 583 6C FIELD TRIP | -645.50 | 0.00 | 0.00 | 0.00 | -645.50 |
| 584 7A FIELD TRIP | -851.38 | 0.00 | 0.00 | 0.00 | -851.38 |
| 585 7B FIELD TRIP | -858.38 | 0.00 | 0.00 | 0.00 | -858.38 |
| 586 7C FIELD TRIP | -395.38 | 0.00 | 0.00 | 0.00 | -395.38 |
| 587 8A FIELD TRIP | 0.00 | 0.00 | 0.00 | 0.00 | 0.00 |
| 588 8B FIELD TRIP | -376.90 | 0.00 | 0.00 | 0.00 | -376.90 |
| 589 8C FIELD TRIP | 0.00 | 0.00 | 0.00 | 0.00 | 0.00 |
| 590 FRENCH FIELD TRIP | 0.00 | 0.00 | 0.00 | 0.00 | 0.00 |
| 591 GERMAN FIELD TRIP | 0.00 | 0.00 | 0.00 | 0.00 | 0.00 |
| 592 SPANISH FIELD TRIP | 0.00 | 0.00 | 0.00 | 0.00 | 0.00 |
| 593 HAL FIELD TRIPS | -881.00 | 0.00 | 200.00 | 0.00 | -1,081.00 |
| 594 AFTER SCHOOL PROGRAM | -10,087.28 | 0.00 | 7,751.91 | 0.00 | -17,839.19 |
| 595 SUMMER SCHOOL PROGRAM | 0.00 | 0.00 | 0.00 | 0.00 | 0.00 |
| 596 BAND FIELD TRIPS | 0.00 | 0.00 | 0.00 | 0.00 | 0.00 |
| 597 BAND ACTIVITIES | 0.00 | 0.00 | 0.00 | 0.00 | 0.00 |
| E SCHOOL CUSTODIAL ACCOUNTS Totals: | <u>1,009.54</u> | <u>3,156.57</u> | <u>11,112.18</u> | <u>0.00</u> | <u>-6,946.07</u> |
| F DISTRICT CUSTODIAL ACCOUNTS | | | | | |
| 620 CONVENTION | 0.00 | 0.00 | 0.00 | 0.00 | 0.00 |
| F DISTRICT CUSTODIAL ACCOUNTS Totals: | <u>0.00</u> | <u>0.00</u> | <u>0.00</u> | <u>0.00</u> | <u>0.00</u> |
| G INVESTMENTS | | | | | |
| 700 SAVINGS | -82,699.65 | 0.00 | 0.00 | 0.00 | -82,699.65 |
| 710 INTEREST ON SAVINGS | 55,035.15 | 0.00 | 0.00 | 0.00 | 55,035.15 |
| G INVESTMENTS Totals: | <u>-27,664.50</u> | <u>0.00</u> | <u>0.00</u> | <u>0.00</u> | <u>-27,664.50</u> |
| Q FIELD TRIP FEES | | | | | |
| 1581 6A FIELD TRIP | 1,000.00 | 0.00 | 0.00 | 0.00 | 1,000.00 |
| 1582 6B FIELD TRIPS | 1,090.00 | 0.00 | 0.00 | 0.00 | 1,090.00 |
| 1583 6C FIELD TRIPS | 620.00 | 0.00 | 0.00 | 0.00 | 620.00 |
| 1584 7A FIELD TRIPS | 861.00 | 0.00 | 0.00 | 0.00 | 861.00 |
| 1585 7B FIELD TRIPS | 868.00 | 0.00 | 0.00 | 0.00 | 868.00 |
| 1586 7C FIELD TRIPS | 405.00 | 0.00 | 0.00 | 0.00 | 405.00 |
| 1587 8A FIELD TRIPS | 0.00 | 0.00 | 0.00 | 0.00 | 0.00 |
| 1588 8B FIELD TRIPS | 515.00 | 0.00 | 0.00 | 0.00 | 515.00 |
| 1589 8C FIELD TRIPS | 0.00 | 0.00 | 0.00 | 0.00 | 0.00 |
| 1590 FRENCH FIELD TRIPS | 0.00 | 0.00 | 0.00 | 0.00 | 0.00 |
| 1591 GERMAN FIELD TRIPS | 0.00 | 0.00 | 0.00 | 0.00 | 0.00 |
| 1592 SPANISH FIELD TRIPS | 0.00 | 0.00 | 0.00 | 0.00 | 0.00 |
| 1593 HAL FIELD TRIPS | 873.00 | 200.00 | 0.00 | 0.00 | 1,073.00 |
| 1596 BAND FIELD TRIPS | 0.00 | 0.00 | 0.00 | 0.00 | 0.00 |
| Q FIELD TRIP FEES Totals: | <u>6,232.00</u> | <u>200.00</u> | <u>0.00</u> | <u>0.00</u> | <u>6,432.00</u> |
| R CLUB FEES | | | | | |
| 2320 YOUTH TO YOUTH CLUB | 0.00 | 0.00 | 0.00 | 0.00 | 0.00 |
| 2335 ART CLUB | 195.00 | 0.00 | 0.00 | 0.00 | 195.00 |
| 2350 CHESS CLUB | 0.00 | 0.00 | 0.00 | 0.00 | 0.00 |
| 2355 SPEECH CLUB | 0.00 | 250.00 | 0.00 | 0.00 | 250.00 |
| 2360 DESTINATION IMAGINATION CLUB | 0.00 | 0.00 | 0.00 | 0.00 | 0.00 |
| 2420 SNACK AND STITCH CLUB | 84.00 | 0.00 | 0.00 | 0.00 | 84.00 |
| R CLUB FEES Totals: | <u>279.00</u> | <u>250.00</u> | <u>0.00</u> | <u>0.00</u> | <u>529.00</u> |

Current Cash Balance Report

ALL Data

49 arranged by:

Date: 03/01/2008 thru 03/31/2008

Group ID and Activity Number

| Activity Number and Name | Beginning Cash | Receipts | Disbursements | Adjustments | Cash Balance |
|--|----------------|-----------|---------------|-------------|--------------|
| S ATHLETIC FEES | | | | | |
| 3200 ATHLETICS | 12,135.00 | 7,350.00 | 0.00 | 0.00 | 19,485.00 |
| 3205 SUMMER BB CAMP | 0.00 | 0.00 | 0.00 | 0.00 | 0.00 |
| S ATHLETIC FEES Totals: | 12,135.00 | 7,350.00 | 0.00 | 0.00 | 19,485.00 |
| T AFTER SCHOOL PROGRAM FEES | | | | | |
| 6594 AFTER SCHOOL PROGRAM | 20,056.00 | 2,970.00 | 0.00 | 0.00 | 23,026.00 |
| 6595 AFTER SCHOOL/SUMMER SCHOOL | 0.00 | 0.00 | 0.00 | 0.00 | 0.00 |
| T AFTER SCHOOL PROGRAM FEES Totals: | 20,056.00 | 2,970.00 | 0.00 | 0.00 | 23,026.00 |
| Report Totals: | 185,383.20 | 17,926.33 | 16,795.82 | 0.00 | 186,513.71 |

Olivia Schuetz
Lori Jahn

4/7/08
4-7-08

Current Cash Balance Report

ALL Data

Date: 03/01/2008 thru 03/31/2008

Arranged by:
Group ID and Activity Number

| Activity Number and Name | Beginning Cash | Receipts | Disbursements | Adjustments | Cash Balance |
|--|----------------|----------|---------------|-------------|--------------|
| A GENERAL FUNDS | | | | | |
| 100 Vending (Student) | 10,021.97 | 0.00 | 0.00 | 0.00 | 10,021.97 |
| 101 Vending (Pens & Pencils) | 528.11 | 122.00 | 0.00 | 0.00 | 650.11 |
| 102 VENDING (CANDY) | 0.00 | 0.00 | 0.00 | 0.00 | 0.00 |
| 103 VENDING (ICE CREAM) | 0.00 | 0.00 | 0.00 | 0.00 | 0.00 |
| 104 Vending (Staff) | 942.88 | 0.00 | 17.82 | 0.00 | 925.06 |
| 110 General | 4,217.13 | 1,036.98 | 1,251.28 | 0.00 | 4,002.83 |
| 115 Stalnaker Book Orders | 0.00 | 0.00 | 0.00 | 0.00 | 0.00 |
| 120 Charvat Book Orders | 0.00 | 0.00 | 0.00 | 0.00 | 0.00 |
| 125 Maust Book Orders | 0.40 | 51.80 | 51.75 | 0.00 | 0.45 |
| 126 Brablec Book Orders | 0.00 | 0.00 | 0.00 | 0.00 | 0.00 |
| 127 Bunnell Book Orders | 0.25 | 27.85 | 0.00 | 0.00 | 28.10 |
| 128 Butler Book Orders | 0.00 | 39.55 | 39.55 | 0.00 | 0.00 |
| 130 MEF Scholarship | 30.33 | 0.00 | 0.00 | 0.00 | 30.33 |
| 135 Hospitality/Courtesy Fund | 848.34 | 20.00 | 45.08 | 0.00 | 823.26 |
| 140 Not Used | 0.00 | 0.00 | 0.00 | 0.00 | 0.00 |
| 145 Not Used | 0.00 | 0.00 | 0.00 | 0.00 | 0.00 |
| 150 Not Used | 0.00 | 0.00 | 0.00 | 0.00 | 0.00 |
| A GENERAL FUNDS Totals: | 16,589.41 | 1,298.18 | 1,405.48 | 0.00 | 16,482.11 |
| B ATHLETICS | | | | | |
| 200 Athletics | 0.00 | 0.00 | 0.00 | 0.00 | 0.00 |
| 210 Football | -1,641.94 | 0.00 | 0.00 | 0.00 | -1,641.94 |
| 220 Basketball | -1,692.34 | 1,717.75 | 1,189.72 | 0.00 | -1,164.31 |
| 230 Volleyball | -521.28 | 0.00 | 0.00 | 0.00 | -521.28 |
| 240 Wrestling | -605.52 | 0.00 | 299.08 | 0.00 | -904.60 |
| 250 CROSS COUNTRY | 0.00 | 0.00 | 0.00 | 0.00 | 0.00 |
| 260 Track & Field | 0.00 | 0.00 | 194.30 | 0.00 | -194.30 |
| B ATHLETICS Totals: | -4,461.08 | 1,717.75 | 1,683.10 | 0.00 | -4,426.43 |
| C ACADEMIC CLUBS | | | | | |
| 300 Annual | 3,574.70 | 102.00 | 0.00 | 0.00 | 3,676.70 |
| 305 Art Club | 335.97 | 0.00 | 0.00 | 0.00 | 335.97 |
| 306 Chess Club | -405.00 | 0.00 | 0.00 | 0.00 | -405.00 |
| 310 Drama Club | -6,056.33 | 0.00 | 45.83 | 0.00 | -6,102.16 |
| 313 Walking Club | 0.00 | 0.00 | 0.00 | 0.00 | 0.00 |
| 315 Youth to Youth Club | -74.54 | 0.00 | 0.00 | 0.00 | -74.54 |
| 317 FRENCH CLUB | 0.00 | 0.00 | 0.00 | 0.00 | 0.00 |
| 318 MUSTANG MENTORS | 0.00 | 0.00 | 0.00 | 0.00 | 0.00 |
| 320 SCIENCE CLUB | 0.00 | 0.00 | 0.00 | 0.00 | 0.00 |
| 321 Scrapbook Club | 33.98 | 0.00 | 0.00 | 0.00 | 33.98 |
| 325 SKI CLUB | 0.00 | 0.00 | 0.00 | 0.00 | 0.00 |
| 330 Cross Country Club | -107.75 | 0.00 | 0.00 | 0.00 | -107.75 |
| 335 VOLUNTEER CLUB | 74.12 | 0.00 | 0.00 | 0.00 | 74.12 |
| 340 SPED CAMPING TRIP | 0.00 | 0.00 | 0.00 | 0.00 | 0.00 |
| 345 Robotics & Engineering Club | 0.00 | 0.00 | 0.00 | 0.00 | 0.00 |
| 350 Forensics | 0.00 | 0.00 | 0.00 | 0.00 | 0.00 |
| C ACADEMIC CLUBS Totals: | -2,624.85 | 102.00 | 45.83 | 0.00 | -2,568.68 |
| D CLUBS AND ORGANIZATIONS | | | | | |
| 400 Student Council | 2,066.22 | 2,507.75 | 2,893.33 | 0.00 | 1,680.64 |
| 450 Mustang Scholar Retreat | -14,095.89 | 0.00 | 4,612.33 | 0.00 | -18,708.22 |
| D CLUBS AND ORGANIZATIONS Totals: | -12,029.67 | 2,507.75 | 7,505.66 | 0.00 | -17,027.58 |

Current Cash Balance Report

Date: 03/01/2008 thru 03/31/2008

Group ID and Activity Number

| Activity Number and Name | Beginning Cash | Receipts | Disbursements | Adjustments | Cash Balance |
|--|-------------------|-----------------|-----------------|-------------|-------------------|
| E SCHOOL CUSTODIAL ACCOUNTS | | | | | |
| 500 Art Projects | 560.89 | 21.00 | 0.00 | 0.00 | 581.89 |
| 501 Band Contest/Clinic | -25.00 | 0.00 | 159.50 | 0.00 | -184.50 |
| 502 Swing Choir | -504.42 | 0.00 | 0.00 | 0.00 | -504.42 |
| 503 Honor Choir | -44.55 | 0.00 | 0.00 | 0.00 | -44.55 |
| 504 Jazz Band | -145.75 | 0.00 | 0.00 | 0.00 | -145.75 |
| 505 NOT USED | 0.00 | 0.00 | 0.00 | 0.00 | 0.00 |
| 506 6A Field Trips | 0.00 | 0.00 | 0.00 | 0.00 | 0.00 |
| 507 6B Field Trips | 0.00 | 0.00 | 0.00 | 0.00 | 0.00 |
| 508 7A Field Trips | 0.00 | 0.00 | 0.00 | 0.00 | 0.00 |
| 509 7B Field Trips | 0.00 | 0.00 | 411.35 | 0.00 | -411.35 |
| 510 8A Field Trips | 0.00 | 0.00 | 0.00 | 0.00 | 0.00 |
| 511 8B Field Trips | 0.00 | 0.00 | 0.00 | 0.00 | 0.00 |
| 512 Foreign Language Trip | 0.00 | 0.00 | 40.00 | 0.00 | -40.00 |
| 513 Orchestra Contest/Clinic | -107.00 | 0.00 | 0.00 | 0.00 | -107.00 |
| 515 Fund Raising | 24,577.84 | 0.00 | 0.00 | 0.00 | 24,577.84 |
| 520 GYM SUITS | 29.30 | 0.00 | 0.00 | 0.00 | 29.30 |
| 525 Home Ec Projects | 8.09 | 552.45 | 556.56 | 0.00 | 3.98 |
| 526 Honors Band | 0.00 | 0.00 | 60.00 | 0.00 | -60.00 |
| 527 HAL Field Trips | -668.75 | 0.00 | 325.00 | 0.00 | -993.75 |
| 530 Industrial Tech Projects | 6,696.41 | 132.30 | 0.00 | 0.00 | 6,828.71 |
| 535 Instrument Rental | -1,652.50 | 0.00 | 0.00 | 0.00 | -1,652.50 |
| 545 Library Activities | 1,852.16 | 23.00 | 203.27 | 0.00 | 1,671.89 |
| 550 LOCK | 45.00 | 0.00 | 0.00 | 0.00 | 45.00 |
| 552 MATH/SCI SAT SCHOOL | 0.00 | 0.00 | 0.00 | 0.00 | 0.00 |
| 555 Outdoor Education | -10,589.27 | 0.00 | 0.00 | 0.00 | -10,589.27 |
| 560 SITE BASE PLAN | 0.00 | 0.00 | 0.00 | 0.00 | 0.00 |
| 570 Jump Start | -498.26 | 0.00 | 0.00 | 0.00 | -498.26 |
| E SCHOOL CUSTODIAL ACCOUNTS Totals: | 19,534.19 | 728.75 | 1,755.68 | 0.00 | 18,507.26 |
| F DISTRICT CUSTODIAL ACCOUNTS | | | | | |
| 600 NOT USED | 0.00 | 0.00 | 0.00 | 0.00 | 0.00 |
| 620 NOT USED | 0.00 | 0.00 | 0.00 | 0.00 | 0.00 |
| F DISTRICT CUSTODIAL ACCOUNTS Totals: | 0.00 | 0.00 | 0.00 | 0.00 | 0.00 |
| G INVESTMENTS | | | | | |
| 700 Investments | -32,359.65 | 0.00 | 0.00 | 0.00 | -32,359.65 |
| 710 Interest from Savings | 3,552.39 | 0.00 | 0.00 | 0.00 | 3,552.39 |
| G INVESTMENTS Totals: | -28,807.26 | 0.00 | 0.00 | 0.00 | -28,807.26 |
| Q FIELD TRIP FEES | | | | | |
| 1340 RESOURCE | 0.00 | 0.00 | 0.00 | 0.00 | 0.00 |
| 1400 Student Council | 0.00 | 0.00 | 0.00 | 0.00 | 0.00 |
| 1506 6A Field Trips | 0.00 | 0.00 | 0.00 | 0.00 | 0.00 |
| 1507 6B Field Trips | 0.00 | 0.00 | 0.00 | 0.00 | 0.00 |
| 1508 7A Field Trips | 0.00 | 216.00 | 0.00 | 0.00 | 216.00 |
| 1509 7B Field Trips | 91.00 | 328.50 | 0.00 | 0.00 | 419.50 |
| 1510 8A Field Trips | 0.00 | 0.00 | 0.00 | 0.00 | 0.00 |
| 1511 8B Field Trips | 0.00 | 0.00 | 0.00 | 0.00 | 0.00 |
| 1512 Foreign Language Trip | 0.00 | 40.00 | 0.00 | 0.00 | 40.00 |
| 1527 HAL Field Trip | 667.75 | 488.00 | 0.00 | 0.00 | 1,155.75 |
| 1555 Outdoor Education | 10,125.00 | 0.00 | 0.00 | 0.00 | 10,125.00 |
| 1570 Jump Start | 560.00 | 0.00 | 0.00 | 0.00 | 560.00 |
| Q FIELD TRIP FEES Totals: | 11,443.75 | 1,072.50 | 0.00 | 0.00 | 12,516.25 |

ALL Data

Current Cash Balance Report

Arranged by:

Date: 03/01/2008 thru 03/31/2008

Group ID and Activity Number

| Activity Number and Name | Beginning Cash | Receipts | Disbursements | Adjustments | Cash Balance |
|--|------------------|------------------|------------------|-------------|------------------|
| R CLUB FEES | | | | | |
| 2305 Art Club | 460.00 | 0.00 | 0.00 | 0.00 | 460.00 |
| 2306 Chess Club | 178.20 | 64.80 | 0.00 | 0.00 | 243.00 |
| 2310 Drama Club | 7,944.00 | 32.00 | 0.00 | 0.00 | 7,976.00 |
| 2313 WALKING CLUB | 0.00 | 0.00 | 0.00 | 0.00 | 0.00 |
| 2315 Youth to Youth | 491.00 | 0.00 | 0.00 | 0.00 | 491.00 |
| 2321 Scrapbook Club | 0.00 | 0.00 | 0.00 | 0.00 | 0.00 |
| 2330 Cross Country Club | 93.00 | 0.00 | 0.00 | 0.00 | 93.00 |
| 2345 Robotics & Engineering Club | 330.00 | 0.00 | 0.00 | 0.00 | 330.00 |
| 2350 Forensics | 0.00 | 262.00 | 0.00 | 0.00 | 262.00 |
| 2504 Jazz Band | 0.00 | 0.00 | 0.00 | 0.00 | 0.00 |
| 2513 Orchestra Contest/Clinic | 80.00 | 0.00 | 0.00 | 0.00 | 80.00 |
| 2526 Honors Band | 30.00 | 30.00 | 0.00 | 0.00 | 60.00 |
| 2535 Instrument Rental | 1,687.50 | 0.00 | 0.00 | 0.00 | 1,687.50 |
| R CLUB FEES Totals: | 11,293.70 | 388.80 | 0.00 | 0.00 | 11,682.50 |
| S ATHLETIC FEES | | | | | |
| 3010 Football | 1,890.00 | 0.00 | 0.00 | 0.00 | 1,890.00 |
| 3020 Basketball | 3,775.00 | 50.00 | 0.00 | 0.00 | 3,825.00 |
| 3030 Volleyball | 1,650.00 | 0.00 | 0.00 | 0.00 | 1,650.00 |
| 3040 Wrestling | 600.00 | 0.00 | 0.00 | 0.00 | 600.00 |
| 3060 Track & Field | 0.00 | 3,572.00 | 0.00 | 0.00 | 3,572.00 |
| S ATHLETIC FEES Totals: | 7,915.00 | 3,622.00 | 0.00 | 0.00 | 11,537.00 |
| T AFTER SCHOOL PROGRAM FEES | | | | | |
| 4500 Mustang Scholar Retreat | 22,806.00 | 2,430.00 | 0.00 | 0.00 | 25,236.00 |
| T AFTER SCHOOL PROGRAM FEES Totals: | 22,806.00 | 2,430.00 | 0.00 | 0.00 | 25,236.00 |
| Report Totals: | 41,659.19 | 13,867.73 | 12,395.75 | 0.00 | 43,131.17 |

Joan Wilson
Principal

John Bartholomew
Bookkeeper

Current Cash Balance Report

ALL Data

Date: 03/01/2008 thru 03/31/2008

Arranged by:
Group ID and Activity Number

| Activity Number and Name | Beginning Cash | Receipts | Disbursements | Adjustments | Cash Balance |
|---|------------------|---------------|-----------------|-------------|------------------|
| A ACTIVITY GENERAL FUND | | | | | |
| 100 Vending - Student | 5,224.82 | 30.00 | 1,059.40 | -1,188.00 | 3,007.42 |
| 101 Coffee & Water Machines | -721.60 | 157.50 | 114.95 | 0.00 | -679.05 |
| 102 Building Beautification | 2,457.22 | 0.00 | 0.00 | 0.00 | 2,457.22 |
| 103 Vending machines-staff | 1,239.77 | 0.00 | 0.00 | 1,188.00 | 2,427.77 |
| 110 General | 805.15 | 0.00 | 273.63 | 0.00 | 531.52 |
| 150 Sweatshirt Sales | 1,261.52 | 0.00 | 0.00 | 0.00 | 1,261.52 |
| A ACTIVITY GENERAL FUND Totals: | 10,266.88 | 187.50 | 1,447.98 | 0.00 | 9,006.40 |
| B ATHLETICS/ACTIVITIES | | | | | |
| 201 Athletics | -5,221.77 | 313.45 | 1,126.93 | 0.00 | -6,035.25 |
| 202 Athletics Assistance from Rotary | 578.50 | 0.00 | 0.00 | 0.00 | 578.50 |
| B ATHLETICS/ACTIVITIES Totals: | -4,643.27 | 313.45 | 1,126.93 | 0.00 | -5,456.75 |
| C ACADEMIC CLUBS | | | | | |
| 301 Yearbook | 14,715.61 | 550.00 | 0.00 | 0.00 | 15,265.61 |
| 302 Swing/Girls' Choir | 0.00 | 0.00 | 0.00 | 0.00 | 0.00 |
| 303 Jazz Band | 0.00 | 0.00 | 0.00 | 0.00 | 0.00 |
| C ACADEMIC CLUBS Totals: | 14,715.61 | 550.00 | 0.00 | 0.00 | 15,265.61 |
| D CLUBS AND ORGANIZATIONS | | | | | |
| 401 Art Club | 81.87 | 0.00 | 0.00 | 0.00 | 81.87 |
| 402 Chess Club | 0.00 | 0.00 | 0.00 | 0.00 | 0.00 |
| 408 Science Club | 0.00 | 0.00 | 0.00 | 0.00 | 0.00 |
| 409 Craft Club | 0.00 | 0.00 | 0.00 | 0.00 | 0.00 |
| 410 Student Council | 3,291.53 | 0.00 | 0.00 | 0.00 | 3,291.53 |
| 411 Youth to Youth | 1,679.56 | 0.00 | 0.00 | 0.00 | 1,679.56 |
| 412 Writing Club | 0.00 | 0.00 | 14.47 | 0.00 | -14.47 |
| 413 Wits Clash/Knowledge Masters | 25.02 | 0.00 | 0.00 | 0.00 | 25.02 |
| 415 Photography Club | 0.00 | 0.00 | 0.00 | 0.00 | 0.00 |
| 416 Literary Club | 0.00 | 0.00 | 0.00 | 0.00 | 0.00 |
| 417 Summer Opportunities | 0.00 | 0.00 | 0.00 | 0.00 | 0.00 |
| 420 Japanese Club | 48.22 | 0.00 | 0.00 | 0.00 | 48.22 |
| 430 Sister Cities Club | 11.46 | 0.00 | 0.00 | 0.00 | 11.46 |
| 501 TASC | -3,320.05 | 0.00 | 451.55 | 0.00 | -3,771.60 |
| D CLUBS AND ORGANIZATIONS Totals: | 1,817.61 | 0.00 | 466.02 | 0.00 | 1,351.59 |
| E ADMIN CUSTODIAL ACCOUNTS | | | | | |
| 601 Employee Hospitality | 989.35 | 0.00 | 179.70 | 0.00 | 809.65 |
| 603 Gym Fees | 482.37 | 0.00 | 0.00 | 0.00 | 482.37 |
| 604 Art | 136.46 | 0.00 | 0.00 | 0.00 | 136.46 |
| 605 Book Fines | 10,513.56 | 64.62 | 0.00 | 0.00 | 10,578.18 |
| 606 Library | 707.14 | 18.26 | 335.57 | 0.00 | 389.83 |
| 610 8th Grade Farewell | 1,451.34 | 0.00 | 0.00 | 0.00 | 1,451.34 |
| 612 Peer Tutor/Learning Center | 0.00 | 0.00 | 0.00 | 0.00 | 0.00 |
| 618 Counseling | 196.21 | 0.00 | 79.76 | 0.00 | 116.45 |
| E ADMIN CUSTODIAL ACCOUNTS Totals: | 14,476.43 | 82.88 | 595.03 | 0.00 | 13,964.28 |
| F ACADEMIC CUSTODIAL ACCOUNTS | | | | | |
| 701 HAL | 530.11 | 0.00 | 0.00 | 0.00 | 530.11 |
| 702 Industrial Technology | 854.47 | 163.00 | 0.00 | 0.00 | 1,017.47 |
| 703 Home Economics | 628.31 | 0.00 | 0.00 | 0.00 | 628.31 |
| 704 TEAM 6A | 242.66 | 0.00 | 0.00 | 0.00 | 242.66 |
| 705 TEAM 6B | 259.00 | 0.00 | 0.00 | 0.00 | 259.00 |
| 706 TEAM 7A | 300.10 | 0.00 | 0.00 | 0.00 | 300.10 |
| 707 TEAM 7B | 147.53 | 0.00 | 0.00 | 0.00 | 147.53 |
| 708 TEAM 8A | 281.15 | 0.00 | 10.20 | 0.00 | 270.95 |
| 709 TEAM 8B | 284.07 | 0.00 | 186.03 | 0.00 | 98.04 |

Current Cash Balance Report

ALL Data

Arranged by:
Group ID and Activity Number

Date: 03/01/2008 thru 03/31/2008

| Activity Number and Name | Beginning Cash | Receipts | Disbursements | Adjustments | Cash Balance |
|--|------------------|-----------------|-----------------|-------------|------------------|
| 710 TEAM 7C | 123.00 | 0.00 | 0.00 | 0.00 | 123.00 |
| 711 TEAM 6C | 219.50 | 0.00 | 0.00 | 0.00 | 219.50 |
| 712 TEAM 8C | 113.78 | 0.00 | 0.00 | 0.00 | 113.78 |
| 713 Field Trips - balance from prior years | 1,457.73 | 0.00 | 0.00 | 0.00 | 1,457.73 |
| 714 6th grade field trips/team days | -490.56 | 0.00 | 100.00 | 0.00 | -590.56 |
| 715 7th grade field trips/team days | 0.00 | 0.00 | 685.81 | 0.00 | -685.81 |
| 716 8th grade field trips/team days | -3,526.14 | 0.00 | 37.51 | 0.00 | -3,563.65 |
| 717 Exploratory Teams | 16.43 | 0.00 | 0.00 | 0.00 | 16.43 |
| 719 Music | -139.23 | 2,475.00 | 0.00 | 0.00 | 2,335.77 |
| 720 Orchestra | 17.52 | 0.00 | 0.00 | 0.00 | 17.52 |
| 721 Band | 0.00 | 0.00 | 0.00 | 0.00 | 0.00 |
| 722 Music field trips | 1.00 | 0.00 | 0.00 | 0.00 | 1.00 |
| 723 Orchestra field trips | 0.00 | 0.00 | 0.00 | 0.00 | 0.00 |
| 724 Band field trips | 0.00 | 0.00 | 0.00 | 0.00 | 0.00 |
| 725 HAL Field trips | -200.00 | 0.00 | 0.00 | 0.00 | -200.00 |
| 726 Foreign Language Field Trips | -129.00 | 0.00 | 0.00 | 0.00 | -129.00 |
| 727 Youth to Youth Field Trips | 0.00 | 0.00 | 0.00 | 0.00 | 0.00 |
| 728 Jump Start Program | 0.00 | 0.00 | 0.00 | 0.00 | 0.00 |
| 729 Summer School | 0.00 | 0.00 | 0.00 | 0.00 | 0.00 |
| F ACADEMIC CUSTODIAL ACCOUNTS Totals: | <u>991.43</u> | <u>2,638.00</u> | <u>1,019.55</u> | <u>0.00</u> | <u>2,609.88</u> |
| H INVESTMENTS | | | | | |
| 905 Interest on checking | 2,209.44 | 55.47 | 0.00 | 0.00 | 2,264.91 |
| H INVESTMENTS Totals: | <u>2,209.44</u> | <u>55.47</u> | <u>0.00</u> | <u>0.00</u> | <u>2,264.91</u> |
| I FUNDRAISERS | | | | | |
| 1002 MAGAZINE SALES | 6,156.43 | 0.00 | 166.95 | 0.00 | 5,989.48 |
| 1003 Entertainment Books | 6,045.73 | 0.00 | 0.00 | 0.00 | 6,045.73 |
| 1004 J.C. Penney | 0.00 | 0.00 | 0.00 | 0.00 | 0.00 |
| 1005 Target donation | 726.87 | 752.27 | 0.00 | 0.00 | 1,479.14 |
| 1006 Donations | 3,704.00 | 692.38 | 0.00 | 0.00 | 4,396.38 |
| I FUNDRAISERS Totals: | <u>16,633.03</u> | <u>1,444.65</u> | <u>166.95</u> | <u>0.00</u> | <u>17,910.73</u> |
| Q Student Fees | | | | | |
| 1205 6A field trips/team days | 243.00 | 0.00 | 0.00 | 0.00 | 243.00 |
| 1210 6B Field trips/team day | 0.00 | 0.00 | 0.00 | 0.00 | 0.00 |
| 1211 6C field trips/team days | 249.00 | 0.00 | 0.00 | 0.00 | 249.00 |
| 1215 7A Field trips/team day | 0.00 | 358.00 | 0.00 | 0.00 | 358.00 |
| 1220 7B Field trips/team day | 0.00 | 222.00 | 0.00 | 0.00 | 222.00 |
| 1225 7C Field trips/team days | 0.00 | 144.00 | 0.00 | 0.00 | 144.00 |
| 1230 8A Field trips/team days | 1,605.00 | 0.00 | 0.00 | 0.00 | 1,605.00 |
| 1235 8B Field trip/team days | 1,137.00 | 0.00 | 0.00 | 0.00 | 1,137.00 |
| 1240 8C Field trips/team days | 690.00 | 0.00 | 0.00 | 0.00 | 690.00 |
| 1245 Foreign Language Field Trips | 129.00 | 0.00 | 0.00 | 0.00 | 129.00 |
| 1246 Sister Cities Club Field Trips | 0.00 | 0.00 | 0.00 | 0.00 | 0.00 |
| 1250 Vocal Music Field Trips | 0.00 | 0.00 | 0.00 | 0.00 | 0.00 |
| 1255 Orchestra Field Trips | 0.00 | 0.00 | 0.00 | 0.00 | 0.00 |
| 1260 HAL Field Trips | 248.00 | 0.00 | 0.00 | 0.00 | 248.00 |
| 1265 Band Field Trips | 0.00 | 0.00 | 0.00 | 0.00 | 0.00 |
| 1270 Journalism Field Trips | 0.00 | 0.00 | 0.00 | 0.00 | 0.00 |
| 1275 Student Council Field Trips | 0.00 | 0.00 | 0.00 | 0.00 | 0.00 |
| 1280 Jump Start | 0.00 | 0.00 | 0.00 | 0.00 | 0.00 |
| 1281 Youth to Youth Field Trips | 0.00 | 0.00 | 0.00 | 0.00 | 0.00 |
| 1285 Summer School | 0.00 | 0.00 | 0.00 | 0.00 | 0.00 |
| Q Student Fees Totals: | <u>4,301.00</u> | <u>724.00</u> | <u>0.00</u> | <u>0.00</u> | <u>5,025.00</u> |

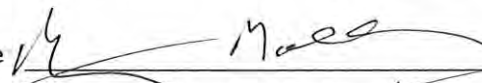
Current Cash Balance Report

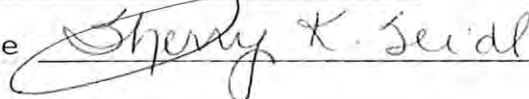
ALL Data

Date: 03/01/2008 thru 03/31/2008

Arranged by:
Group ID and Activity Number

| Activity Number and Name | Beginning Cash | Receipts | Disbursements | Adjustments | Cash Balance |
|--|------------------|------------------|-----------------|-------------|------------------|
| R Clubs/Activities | | | | | |
| 2401 Art Club | 0.00 | 0.00 | 0.00 | 0.00 | 0.00 |
| 2402 Chess Club | 0.00 | 0.00 | 0.00 | 0.00 | 0.00 |
| 2409 Craft Club Fees | 0.00 | 0.00 | 0.00 | 0.00 | 0.00 |
| 2420 Japanese Club | 0.00 | 0.00 | 0.00 | 0.00 | 0.00 |
| R Clubs/Activities Totals: | 0.00 | 0.00 | 0.00 | 0.00 | 0.00 |
| S Athletic Fees | | | | | |
| 3201 Athletics | 6,882.00 | 4,625.00 | 0.00 | 0.00 | 11,507.00 |
| S Athletic Fees Totals: | 6,882.00 | 4,625.00 | 0.00 | 0.00 | 11,507.00 |
| T After School Program Fees | | | | | |
| 2501 TASC | 14,379.00 | 2,400.00 | 0.00 | 0.00 | 16,779.00 |
| T After School Program Fees Totals: | 14,379.00 | 2,400.00 | 0.00 | 0.00 | 16,779.00 |
| Z UNUSED ACCOUNTS | | | | | |
| 104 Freedom Shrine Donations | 0.00 | 0.00 | 0.00 | 0.00 | 0.00 |
| 105 Dummy Account | 0.00 | 0.00 | 0.00 | 0.00 | 0.00 |
| 149 Discretionary Spending | 0.00 | 0.00 | 0.00 | 0.00 | 0.00 |
| 203 Concert Supervision | 0.00 | 0.00 | 0.00 | 0.00 | 0.00 |
| 403 Computer Club | 0.00 | 0.00 | 0.00 | 0.00 | 0.00 |
| 404 Drama Club | 0.00 | 0.00 | 0.00 | 0.00 | 0.00 |
| 405 Environmental Club | 0.00 | 0.00 | 0.00 | 0.00 | 0.00 |
| 406 Golf Club | 0.00 | 0.00 | 0.00 | 0.00 | 0.00 |
| 407 Student Newspaper | 0.00 | 0.00 | 0.00 | 0.00 | 0.00 |
| 414 Ski Club | 0.00 | 0.00 | 0.00 | 0.00 | 0.00 |
| 418 Spirit Club | 0.00 | 0.00 | 0.00 | 0.00 | 0.00 |
| 419 Engineering Club | 0.00 | 0.00 | 0.00 | 0.00 | 0.00 |
| 421 Dulcimer Club | 0.00 | 0.00 | 0.00 | 0.00 | 0.00 |
| 607 Parent Pack Organization | 0.00 | 0.00 | 0.00 | 0.00 | 0.00 |
| 608 Leadership Workshop | 0.00 | 0.00 | 0.00 | 0.00 | 0.00 |
| 609 Parent Pack Resource | 0.00 | 0.00 | 0.00 | 0.00 | 0.00 |
| 611 Directory Advertisements | 0.00 | 0.00 | 0.00 | 0.00 | 0.00 |
| 718 Packtime | 0.00 | 0.00 | 0.00 | 0.00 | 0.00 |
| 800 Reimbursement account | 0.00 | 0.00 | 0.00 | 0.00 | 0.00 |
| 801 Convention | 0.00 | 0.00 | 0.00 | 0.00 | 0.00 |
| 802 Other District Custodial | 0.00 | 0.00 | 0.00 | 0.00 | 0.00 |
| 1001 Auction | 0.00 | 0.00 | 0.00 | 0.00 | 0.00 |
| 1007 Commercial Federal Donation | 0.00 | 0.00 | 0.00 | 0.00 | 0.00 |
| 1008 Bemis Art Project | 0.00 | 0.00 | 0.00 | 0.00 | 0.00 |
| 1009 Russell Night at Moe's | 0.00 | 0.00 | 0.00 | 0.00 | 0.00 |
| 1100 PACKTime 6th grade | 0.00 | 0.00 | 0.00 | 0.00 | 0.00 |
| 1102 PACKTime 7th grade | 0.00 | 0.00 | 0.00 | 0.00 | 0.00 |
| 1103 PACKTime 8th grade | 0.00 | 0.00 | 0.00 | 0.00 | 0.00 |
| Z UNUSED ACCOUNTS Totals: | 0.00 | 0.00 | 0.00 | 0.00 | 0.00 |
| Report Totals: | 82,029.16 | 13,020.95 | 4,822.46 | 0.00 | 90,227.65 |

Principal signature  Date 4/4/08

Administrative Assistant signature 

Current Cash Balance Report

ALL Data

56 Arranged by:

Date: 03/01/2008 thru 03/31/2008

Group ID and Activity Number

| Activity Number and Name | Beginning Cash | Receipts | Disbursements | Adjustments | Cash Balance |
|---------------------------------------|-------------------|-----------------|------------------|----------------|-------------------|
| A ACTIVITY GENERAL | | | | | |
| 100 PRIOR YEARS VENDING | 192,343.43 | 0.00 | 4,917.90 | 0.00 | 187,425.53 |
| 105 MUSTANG MANIA GRANTS | 4,876.25 | 0.00 | 0.00 | 0.00 | 4,876.25 |
| 110 GENERAL | 24,607.21 | 3,126.76 | 1,964.89 | 0.00 | 25,769.08 |
| 115 MIT | 198.16 | 0.00 | 117.03 | 0.00 | 81.13 |
| 120 ACTIVITIES SUPPORT | 0.00 | 0.00 | 0.00 | 0.00 | 0.00 |
| 146 COKE/FOOD SERVICE | 85,322.66 | 0.00 | 0.00 | 0.00 | 85,322.66 |
| 170 INTEREST OF CD'S | 80,689.30 | 15.85 | 0.00 | 0.00 | 80,705.15 |
| 180 INTEREST ON NOW ACCOUNT | 16,208.46 | 26.85 | 0.00 | 0.00 | 16,235.31 |
| 185 INTEREST ON EAGLE FUND | 23,004.54 | 401.24 | 0.00 | 0.00 | 23,405.78 |
| 190 MN SITE IMPROVEMENTS | 3,573.01 | 0.00 | 0.00 | 0.00 | 3,573.01 |
| 225 MIGHTY MASCOT | 128.31 | 0.00 | 0.00 | 0.00 | 128.31 |
| A ACTIVITY GENERAL Totals: | 430,951.33 | 3,570.70 | 6,999.82 | 0.00 | 427,522.21 |
| B ATHLETICS/ACTIVITIES | | | | | |
| 200 ACTIVITIES TRANSPORTATION | -32,005.41 | 0.00 | 3,686.69 | 0.00 | -35,692.10 |
| 201 CONCESSIONS | 4,899.74 | 562.22 | 3,524.51 | 0.00 | 1,937.45 |
| 202 ATHLETICS | 135,243.60 | 6,222.70 | 11,917.49 | -133.08 | 129,415.73 |
| 203 SPORT FEES** | 0.00 | 0.00 | 0.00 | 0.00 | 0.00 |
| 204 ACTIVITY TICKETS | 26,362.00 | 0.00 | 0.00 | 0.00 | 26,362.00 |
| 205 ATHLETIC CLOTHING | -953.96 | 45.00 | 0.00 | 0.00 | -908.96 |
| 220 ENTRY FEES | -4,293.00 | 0.00 | 750.00 | 0.00 | -5,043.00 |
| 230 OFFICIALS | -30,495.44 | 0.00 | 2,149.29 | 0.00 | -32,644.73 |
| 235 DEBATE TRANSPORTATION** | -2,654.07 | 0.00 | 0.00 | 0.00 | -2,654.07 |
| 240 FORENSIC TRANSPORTATION** | -7,450.26 | 0.00 | 309.65 | 0.00 | -7,759.91 |
| 250 BAND/ORCHESTRA TACT ** | -12,619.61 | 0.00 | 1,863.85 | 0.00 | -14,483.46 |
| 260 CHORAL TRANSPORTATION** | -1,222.49 | 0.00 | 59.15 | 0.00 | -1,281.64 |
| B ATHLETICS/ACTIVITIES Totals: | 74,811.10 | 6,829.92 | 24,260.63 | -133.08 | 57,247.31 |
| C ACADEMIC CLUBS | | | | | |
| 301 DECA** | -27,808.12 | 0.00 | 2,889.72 | 0.00 | -30,697.84 |
| 302 FRENCH CLUB | 1,299.46 | 0.00 | 0.00 | 0.00 | 1,299.46 |
| 303 LATIN CLUB | 155.17 | 0.00 | 0.00 | 0.00 | 155.17 |
| 305 SPANISH CLUB | 516.30 | 78.00 | 134.70 | 0.00 | 459.60 |
| 307 GERMAN CLUB | 87.90 | 0.00 | 0.00 | 0.00 | 87.90 |
| 308 YEARBOOK/STAMPEDE | 16,776.99 | 110.00 | 0.00 | 0.00 | 16,886.99 |
| 309 NEWSPAPER/HOOFBEAT | 5,585.86 | 1,025.00 | 0.00 | 0.00 | 6,610.86 |
| 311 ASTRONOMY CLUB | 199.68 | 0.00 | 0.00 | 0.00 | 199.68 |
| 314 HISTORY CLUB** | 1,483.55 | 554.86 | 272.00 | 0.00 | 1,766.41 |
| 315 SPIRIT SHOP | 13,226.05 | 290.00 | 16.25 | 0.00 | 13,499.80 |
| 316 FCCLA** | 3,655.51 | 0.00 | 0.00 | 0.00 | 3,655.51 |
| 317 MATH CLUB | 38.82 | 0.00 | 0.00 | 0.00 | 38.82 |
| 325 VIA | 1,702.79 | 0.00 | 0.00 | 0.00 | 1,702.79 |
| 524 MULTI-CAT | 536.08 | 0.00 | 0.00 | 0.00 | 536.08 |
| 614 BROADCAST CLUB | 43.91 | 0.00 | 156.41 | 0.00 | -112.50 |
| 615 VICA** | 2,053.49 | 1,370.00 | 511.28 | 0.00 | 2,912.21 |
| C ACADEMIC CLUBS Totals: | 19,553.44 | 3,427.86 | 3,980.36 | 0.00 | 19,000.94 |
| D CLUBS AND ORGANIZATIONS | | | | | |
| 310 VARSITY/JV CHEER FUNDRAISER | -315.59 | 175.00 | 54.46 | 0.00 | -195.05 |
| 402 CHEER/DANCE UNIFORMS** | 749.95 | 198.35 | 0.00 | 0.00 | 948.30 |
| 406 DANCE TEAM FUNDRAISER | 330.03 | 694.28 | 195.07 | 0.00 | 829.24 |
| 407 BASEBALL FR | 1,815.26 | 575.00 | 0.00 | 0.00 | 2,390.26 |
| 408 INTERNATIONAL THESPIANS | 1,573.50 | 0.00 | 2,100.00 | 0.00 | -526.50 |
| 409 CHESS CLUB | 528.83 | 0.00 | 50.00 | 0.00 | 478.83 |

Current Cash Balance Report

ALL Data

5 Arranged by:

Date: 03/01/2008 thru 03/31/2008

Group ID and Activity Number

| Activity Number and Name | Beginning Cash | Receipts | Disbursements | Adjustments | Cash Balance |
|---|------------------|------------------|------------------|---------------|------------------|
| 410 CROSS COUNTRY FR | 168.31 | 0.00 | 0.00 | 0.00 | 168.31 |
| 411 FOOTBALL FR | 1,758.85 | 0.00 | 0.00 | 133.08 | 1,891.93 |
| 412 BOYS TRACK FR | 240.13 | 0.00 | 0.00 | 0.00 | 240.13 |
| 413 VOLLEYBALL CONCESSIONS | 0.00 | 0.00 | 0.00 | 0.00 | 0.00 |
| 414 GIRLS GOLF FR | 951.33 | 0.00 | 0.00 | 0.00 | 951.33 |
| 417 BOYS SOCCER FR | -176.43 | 300.00 | 0.00 | 0.00 | 123.57 |
| 418 GIRLS SWIM | 77.44 | 0.00 | 20.02 | 0.00 | 57.42 |
| 419 SOFTBALL FR | 18.05 | 0.00 | 0.00 | 0.00 | 18.05 |
| 420 SWIM FR | 333.21 | 0.00 | 0.00 | 0.00 | 333.21 |
| 421 TENNIS FR | -95.00 | 0.00 | 0.00 | 0.00 | -95.00 |
| 422 GIRLS TRACK FR | 3,718.42 | 3,133.00 | 3,351.92 | 0.00 | 3,499.50 |
| 423 VOLLEYBALL FUNDRAISER | 176.76 | 0.00 | 0.00 | 0.00 | 176.76 |
| 424 BOYS SWIM | 72.11 | 0.00 | 0.00 | 0.00 | 72.11 |
| 425 LITERARY MAGAZINE | 2,516.37 | 0.00 | 0.00 | 0.00 | 2,516.37 |
| 426 BAND** | 7,408.01 | 7,415.00 | 7,771.18 | 0.00 | 7,051.83 |
| 427 FLAGS | 2,060.62 | 0.00 | 0.00 | 0.00 | 2,060.62 |
| 429 AMNESTY INTERNATIONAL | 151.40 | 569.00 | 0.00 | 0.00 | 720.40 |
| 430 CHORAL** | 1,508.82 | 0.00 | 21.36 | 0.00 | 1,487.46 |
| 431 ORCHESTRA** | -99.11 | 155.50 | 0.00 | 0.00 | 56.39 |
| 432 STUDENT COUNCIL | 19,055.43 | 0.00 | 0.00 | 0.00 | 19,055.43 |
| 434 JUNIOR CLASS BOARD | 17,573.59 | 0.00 | 9,561.42 | 42.00 | 8,054.17 |
| 435 SENIOR CLASS BOARD | 4,262.05 | 0.00 | 0.00 | 0.00 | 4,262.05 |
| 437 NATIONAL HONOR SOCIETY** | 2,450.07 | 1,027.00 | 1,551.58 | -42.00 | 1,883.49 |
| 440 MUSTANG MENTOR | 951.55 | 0.00 | 0.00 | 0.00 | 951.55 |
| 450 INTRAMURALS** | -141.55 | 0.00 | 0.00 | 0.00 | -141.55 |
| 456 BOYS GOLF F/R | 821.47 | 0.00 | 0.00 | 0.00 | 821.47 |
| 459 BOYS BASKETBALL CAMP | -62.37 | 0.00 | 149.00 | 0.00 | -211.37 |
| 466 WRESTLING FUNDRAISER | 101.08 | 0.00 | 0.00 | 0.00 | 101.08 |
| 477 MILLARD BASKETBALL/OC | 40.98 | 0.00 | 0.00 | 0.00 | 40.98 |
| 480 BAND TRIP/FR | 573.44 | 0.00 | 0.00 | 0.00 | 573.44 |
| 500 NFL ACCOUNT | -864.79 | 0.00 | 392.00 | 0.00 | -1,256.79 |
| 515 JAPANESE CLUB | -58.86 | 0.00 | 0.00 | 0.00 | -58.86 |
| 520 GIRLS BASKETBALL CAMP | 533.07 | 0.00 | 22.50 | 0.00 | 510.57 |
| 525 MN GIRLS JV BASKETBALL LEAGUE | 25.00 | 0.00 | 0.00 | 0.00 | 25.00 |
| 600 GIRLS SOCCER F/R | 235.21 | 0.00 | 0.00 | 0.00 | 235.21 |
| D CLUBS AND ORGANIZATIONS Totals: | 70,966.64 | 14,242.13 | 25,240.51 | 133.08 | 60,101.34 |
| E ADMIN CUSTODIAL ACCOUNTS | | | | | |
| 601 COURTESY | 2,513.48 | 0.00 | 103.00 | 0.00 | 2,410.48 |
| 602 CAREER DEVELOPMENT | 1,143.41 | 0.00 | 0.00 | 0.00 | 1,143.41 |
| 603 PARKING STICKERS | 24,233.87 | 255.00 | 3,376.88 | 0.00 | 21,111.99 |
| 605 FIELDTRIPS** | -6,015.06 | 0.00 | 1,032.91 | 0.00 | -7,047.97 |
| 606 AFTER PROM | 4.31 | 0.00 | 0.00 | 0.00 | 4.31 |
| 607 ART | 2,637.29 | 0.00 | 0.00 | 0.00 | 2,637.29 |
| 608 GYM FEES | 7,236.59 | 28.00 | 0.00 | 0.00 | 7,264.59 |
| 609 ART/SCHIMENTI | 281.90 | 0.00 | 0.00 | 0.00 | 281.90 |
| 610 BOOK FINES & OTHER UNPAID OBLIGATIONS | 31,120.23 | 119.70 | 0.00 | 0.00 | 31,239.93 |
| 611 INDUSTRIAL TECH | 5,905.43 | 680.50 | 67.13 | 0.00 | 6,518.80 |
| 612 STAFF VENDING | 2,572.85 | 0.00 | 1,236.20 | 0.00 | 1,336.65 |
| 613 LIBRARY | 219.83 | 95.00 | 0.00 | 0.00 | 314.83 |
| 616 TRANSCRIPT FEES | 2,704.03 | 20.00 | 0.00 | 0.00 | 2,724.03 |
| 617 POOL | 9,530.87 | 335.00 | 0.00 | 0.00 | 9,865.87 |
| 618 EUROPEAN BOOKS | 291.16 | 0.00 | 0.00 | 0.00 | 291.16 |

Current Cash Balance Report

ALL Data

58 Arranged by:

Date: 03/01/2008 thru 03/31/2008

Group ID and Activity Number

| Activity Number and Name | Beginning Cash | Receipts | Disbursements | Adjustments | Cash Balance |
|--|------------------|------------------|------------------|-------------|------------------|
| 619 AP FRENCH WORKBOOKS | 14.00 | 0.00 | 0.00 | 0.00 | 14.00 |
| 621 PE FIELDTRIPS | -798.86 | 0.00 | 193.19 | 0.00 | -992.05 |
| 624 AP SPANISH | 137.01 | 0.00 | 0.00 | 0.00 | 137.01 |
| 625 AP EXAMS** | -602.02 | 0.00 | 0.00 | 0.00 | -602.02 |
| 628 ENGLISH/MISCELLANEOUS | 110.45 | 0.00 | 0.00 | 0.00 | 110.45 |
| 629 IB ** | -26,327.41 | 0.00 | -70.60 | 0.00 | -26,256.81 |
| 670 MARQUEE | 391.98 | 0.00 | 0.00 | 0.00 | 391.98 |
| 675 SALBERG FIELDTRIPS | -877.27 | 0.00 | 251.96 | 0.00 | -1,129.23 |
| 680 OTT FIELDTRIPS | -20.03 | 0.00 | 122.50 | 0.00 | -142.53 |
| E ADMIN CUSTODIAL ACCOUNTS Totals: | 56,408.04 | 1,533.20 | 6,313.17 | 0.00 | 51,628.07 |
| F ACADEMIC CUSTODIAL ACCOUNTS | | | | | |
| 300 DEBATE | 1,447.00 | 0.00 | 629.05 | 0.00 | 817.95 |
| 321 DRAMA | 10,432.74 | 13,913.00 | 3,622.43 | 0.00 | 20,723.31 |
| 622 SPEECH | 8,204.84 | 9.00 | 8,634.25 | 0.00 | -420.41 |
| 701 MANTARO/GRANT | 5.85 | 0.00 | 0.00 | 0.00 | 5.85 |
| 750 FCS | 333.66 | 189.25 | 0.00 | 0.00 | 522.91 |
| 755 SENIOR CLASS ACTIVITIES | 18,046.10 | 0.00 | 0.00 | 0.00 | 18,046.10 |
| 770 ADVERTISING | 12,882.27 | 0.00 | 0.00 | 0.00 | 12,882.27 |
| F ACADEMIC CUSTODIAL ACCOUNTS Totals: | 51,352.46 | 14,111.25 | 12,885.73 | 0.00 | 52,577.98 |
| G DISTRICT CUSTODIAL ACCOUNTS | | | | | |
| 805 OTHER | 12.25 | 0.00 | 0.00 | 0.00 | 12.25 |
| 872 LEADERS SCHOLARSHIP | 1,000.00 | 0.00 | 298.69 | 0.00 | 701.31 |
| G DISTRICT CUSTODIAL ACCOUNTS Totals: | 1,012.25 | 0.00 | 298.69 | 0.00 | 713.56 |
| N NOT IN USE | | | | | |
| 1 NOT IN USE | 0.00 | 0.00 | 0.00 | 0.00 | 0.00 |
| 101 NOT IN USE 9/05 | 0.00 | 0.00 | 0.00 | 0.00 | 0.00 |
| 102 NOT IN USE 9/05 | 0.00 | 0.00 | 0.00 | 0.00 | 0.00 |
| 103 NOT IN USE 9/05 | 0.00 | 0.00 | 0.00 | 0.00 | 0.00 |
| 195 NOT IN USE | 0.00 | 0.00 | 0.00 | 0.00 | 0.00 |
| 210 NOT IN USE | 0.00 | 0.00 | 0.00 | 0.00 | 0.00 |
| 215 NOT IN USE | 0.00 | 0.00 | 0.00 | 0.00 | 0.00 |
| 304 NOT IN USE 09/05 | 0.00 | 0.00 | 0.00 | 0.00 | 0.00 |
| 312 NOT IN USE 9/06 | 0.00 | 0.00 | 0.00 | 0.00 | 0.00 |
| 320 NOT IN USE 9/05 | 0.00 | 0.00 | 0.00 | 0.00 | 0.00 |
| 400 NOT IN USE 8/07 | 0.00 | 0.00 | 0.00 | 0.00 | 0.00 |
| 401 NOT IN USE | 0.00 | 0.00 | 0.00 | 0.00 | 0.00 |
| 403 NOT IN USE 9/06 | 0.00 | 0.00 | 0.00 | 0.00 | 0.00 |
| 404 NOT TO USE 9/07 | 0.00 | 0.00 | 0.00 | 0.00 | 0.00 |
| 405 NOT IN USE 9/06 | 0.00 | 0.00 | 0.00 | 0.00 | 0.00 |
| 415 NOT IN USE 9/06 | 0.00 | 0.00 | 0.00 | 0.00 | 0.00 |
| 416 NOT TO USE 9/07 | 0.00 | 0.00 | 0.00 | 0.00 | 0.00 |
| 428 NOT IN USE 9/06 | 0.00 | 0.00 | 0.00 | 0.00 | 0.00 |
| 433 NOT IN USE | 0.00 | 0.00 | 0.00 | 0.00 | 0.00 |
| 436 NOT IN USE 9/06 | 0.00 | 0.00 | 0.00 | 0.00 | 0.00 |
| 438 NOT IN USE 09/05 | 0.00 | 0.00 | 0.00 | 0.00 | 0.00 |
| 445 NOT IN USE 3/04 | 0.00 | 0.00 | 0.00 | 0.00 | 0.00 |
| 460 NOT IN USE | 0.00 | 0.00 | 0.00 | 0.00 | 0.00 |
| 470 NOT IN USE | 0.00 | 0.00 | 0.00 | 0.00 | 0.00 |
| 505 NOT TO USE 9/07 | 0.00 | 0.00 | 0.00 | 0.00 | 0.00 |
| 510 NOT TO USE 9/07 | 0.00 | 0.00 | 0.00 | 0.00 | 0.00 |
| 526 NOT IN USE | 0.00 | 0.00 | 0.00 | 0.00 | 0.00 |
| 604 NOT IN USE | 0.00 | 0.00 | 0.00 | 0.00 | 0.00 |

Current Cash Balance Report

ALL Data

Date: 03/01/2008 thru 03/31/2008

59 Arranged by:
Group ID and Activity Number

| Activity Number and Name | Beginning Cash | Receipts | Disbursements | Adjustments | Cash Balance |
|---|--------------------|------------------|------------------|-------------|--------------------|
| 623 NOT TO USE | 0.00 | 0.00 | 0.00 | 0.00 | 0.00 |
| 626 NOT IN USE 9/1/04 | 0.00 | 0.00 | 0.00 | 0.00 | 0.00 |
| 627 NOT IN USE 9/1/04 | 0.00 | 0.00 | 0.00 | 0.00 | 0.00 |
| 760 NOT IN USE | 0.00 | 0.00 | 0.00 | 0.00 | 0.00 |
| 803 NOT IN USE | 0.00 | 0.00 | 0.00 | 0.00 | 0.00 |
| 827 NOT IN USE | 0.00 | 0.00 | 0.00 | 0.00 | 0.00 |
| N NOT IN USE Totals: | <u>0.00</u> | <u>0.00</u> | <u>0.00</u> | <u>0.00</u> | <u>0.00</u> |
| Q EXTRACURRICULAR | | | | | |
| 1000 FIELDTRIPS | 1,108.50 | 42.50 | 0.00 | 0.00 | 1,151.00 |
| 1002 PE FIELDTRIPS | 810.00 | 157.00 | 0.00 | 0.00 | 967.00 |
| 1005 BAND TRIP | 0.00 | 200.00 | 0.00 | 0.00 | 200.00 |
| 1010 DC TRIP | 5,837.50 | 0.00 | 0.00 | 0.00 | 5,837.50 |
| 1200 SCIENCE FIELDTRIP | 0.00 | 0.00 | 0.00 | 0.00 | 0.00 |
| 1300 DEBATE NATIONALS | 150.00 | 0.00 | 0.00 | 0.00 | 150.00 |
| 1301 DECA | 24,131.50 | 0.00 | 0.00 | 0.00 | 24,131.50 |
| 1302 FRENCH CLUB | 0.00 | 0.00 | 0.00 | 0.00 | 0.00 |
| 1303 LATIN CLUB | 194.00 | 0.00 | 0.00 | 0.00 | 194.00 |
| 1305 SPANISH CLUB | 228.00 | 0.00 | 0.00 | 0.00 | 228.00 |
| 1307 GERMAN CLUB | 0.00 | 82.00 | 0.00 | 0.00 | 82.00 |
| 1314 HISTORY CLUB TRIP | 1,500.00 | 800.00 | 0.00 | 0.00 | 2,300.00 |
| 1316 FCCLA | 1,990.00 | 0.00 | 0.00 | 0.00 | 1,990.00 |
| 1408 THESPIAN/DRAMA CLUB | 0.00 | 3,283.00 | 0.00 | 0.00 | 3,283.00 |
| 1430 CHORAL TRIP | 0.00 | 0.00 | 0.00 | 0.00 | 0.00 |
| 1431 ORCHESTRA TRIP | 0.00 | 0.00 | 0.00 | 0.00 | 0.00 |
| 1450 INTRAMURALS | 49.00 | 0.00 | 0.00 | 0.00 | 49.00 |
| 1515 JAPANESE CLUB | 0.00 | 0.00 | 0.00 | 0.00 | 0.00 |
| 1615 VICA | 278.00 | 1,250.00 | 0.00 | 0.00 | 1,528.00 |
| 1622 FORENSIC NATIONALS | 4,362.00 | 2,076.30 | 0.00 | 0.00 | 6,438.30 |
| 1675 SALBERG FIELDTRIPS | 1,808.00 | 0.00 | 0.00 | 0.00 | 1,808.00 |
| 1680 OTT FIELDTRIPS | 690.00 | 240.00 | 0.00 | 0.00 | 930.00 |
| 1700 EUROPEAN FIELDTRIP | 0.00 | 0.00 | 0.00 | 0.00 | 0.00 |
| 2000 MUSIC ALLSTATE FEES | 1,620.00 | 0.00 | 0.00 | 0.00 | 1,620.00 |
| 2005 CHEER/DANCE CAMP | 0.00 | 0.00 | 0.00 | 0.00 | 0.00 |
| 4230 SUBS FOR FIELDTRIPS | 0.00 | 0.00 | 0.00 | 0.00 | 0.00 |
| 5000 SPORTS PARTICIPATION FEE | 49,090.00 | 375.00 | 0.00 | 0.00 | 49,465.00 |
| 5230 ONE ACT PARTICIPATION FEE | 0.00 | 0.00 | 0.00 | 0.00 | 0.00 |
| 5235 DEBATE PARTICIPATION FEE | 0.00 | 0.00 | 0.00 | 0.00 | 0.00 |
| 5240 FORENSIC PARTICIPATION FEE | 0.00 | 0.00 | 0.00 | 0.00 | 0.00 |
| 5260 CHORAL PARTICIPATION FEE | 0.00 | 0.00 | 0.00 | 0.00 | 0.00 |
| Q EXTRACURRICULAR Totals: | <u>93,846.50</u> | <u>8,505.80</u> | <u>0.00</u> | <u>0.00</u> | <u>102,352.30</u> |
| R POST SECONDARY EDUCATION | | | | | |
| 6625 AP EXAM FEES | 1,277.00 | 0.00 | 0.00 | 0.00 | 1,277.00 |
| 6629 IB EXAM FEES | 26,055.00 | 0.00 | 0.00 | 0.00 | 26,055.00 |
| R POST SECONDARY EDUCATION Totals: | <u>27,332.00</u> | <u>0.00</u> | <u>0.00</u> | <u>0.00</u> | <u>27,332.00</u> |
| S BANKING | | | | | |
| 999 STARTING CASH | -700.00 | 1,100.00 | 1,800.00 | 0.00 | -1,400.00 |
| S BANKING Totals: | <u>-700.00</u> | <u>1,100.00</u> | <u>1,800.00</u> | <u>0.00</u> | <u>-1,400.00</u> |
| Z INVESTMENTS | | | | | |
| 900 CERTIFICATES OF DEPOSITS | -337,605.14 | 0.00 | 0.00 | 0.00 | -337,605.14 |
| 905 MM EAGLE FUND | -193,161.12 | 0.00 | 401.24 | 0.00 | -193,562.36 |
| Z INVESTMENTS Totals: | <u>-530,766.26</u> | <u>0.00</u> | <u>401.24</u> | <u>0.00</u> | <u>-531,167.50</u> |
| Report Totals: | <u>294,767.50</u> | <u>53,320.86</u> | <u>82,180.15</u> | <u>0.00</u> | <u>265,908.21</u> |

Current Cash Balance Report

Date: 03/01/2008 thru 03/31/2008

Arranged by:
Group ID and Activity Number

| Activity Number and Name | Beginning Cash | Receipts | Disbursements | Adjustments | Cash Balance |
|---|-------------------|-----------------|-----------------|-------------|-------------------|
| \ GENERAL ACCOUNT EXPENSES | | | | | |
| 103 Pop Refund | 0.00 | 0.00 | 0.00 | 0.00 | 0.00 |
| 109 Public Relations | -1,684.91 | 0.00 | 333.32 | 0.00 | -2,018.23 |
| 115 General Account | -3,818.01 | 0.00 | 0.00 | 0.00 | -3,818.01 |
| 117 Damage and Loss Property | 13.00 | 14.50 | 14.50 | 0.00 | 13.00 |
| 120 Extracurr Transportation | -27,528.53 | 0.00 | 2,570.62 | 0.00 | -30,099.15 |
| 121 Athletic Transportation | -30,637.68 | 0.00 | 1,906.92 | 0.00 | -32,544.60 |
| 140 Technology | 0.00 | 0.00 | 0.00 | 0.00 | 0.00 |
| 141 Curriculum Support | 0.00 | 0.00 | 0.00 | 0.00 | 0.00 |
| 142 Equipment Replacement / Repair | -2,495.00 | 0.00 | 0.00 | 0.00 | -2,495.00 |
| 143 Building Maintenance | -385.00 | 0.00 | 55.00 | 0.00 | -440.00 |
| 144 Pride Time | -390.86 | 0.00 | 0.00 | 0.00 | -390.86 |
| 146 Academic Awards | 124.68 | 0.00 | 0.00 | 0.00 | 124.68 |
| 147 Activity Support/Projects | -6,098.85 | 0.00 | 30.20 | 0.00 | -6,129.05 |
| 148 Teachers Grants/Awards | 18.28 | 0.00 | 0.00 | 0.00 | 18.28 |
| 149 Discretionary Spending | 0.00 | 0.00 | 0.00 | 0.00 | 0.00 |
| 150 Convention | 0.00 | 0.00 | 0.00 | 0.00 | 0.00 |
| 151 Personnel Support | -4,550.11 | 0.00 | 1,307.09 | 0.00 | -5,857.20 |
| 154 National Competition | 0.00 | 0.00 | 0.00 | 0.00 | 0.00 |
| 160 Replacement Account | 0.00 | 0.00 | 0.00 | 0.00 | 0.00 |
| 166 Wellness | 965.25 | 200.00 | 500.00 | 0.00 | 665.25 |
| 199 Miscellaneous Bank Charges | 0.00 | 0.00 | 0.00 | 0.00 | 0.00 |
| A GENERAL ACCOUNT EXPENSES Totals: | -76,467.74 | 214.50 | 6,717.65 | 0.00 | -82,970.89 |
| B GENERAL ACCOUNT REVENUE | | | | | |
| 100 Vending Machines-Coca-Cola | 71,723.34 | 0.00 | 0.00 | 0.00 | 71,723.34 |
| 101 Vending Machines-Candy | 0.00 | 0.00 | 0.00 | 0.00 | 0.00 |
| 102 Bank Charge Revenue | 0.00 | 0.00 | 0.00 | 0.00 | 0.00 |
| 104 Staff Coke Fund | 1,174.71 | 0.00 | 41.88 | 0.00 | 1,132.83 |
| 105 Sanitary Machines | 112.75 | 12.25 | 0.00 | 0.00 | 125.00 |
| 110 Replacement Fund | 0.00 | 0.00 | 0.00 | 0.00 | 0.00 |
| 152 Other Revenue | 12,268.60 | 866.30 | 0.00 | 0.00 | 13,134.90 |
| 153 Graduation Revenue | 0.00 | 0.00 | 0.00 | 0.00 | 0.00 |
| 155 PAYBAC Partners | 502.76 | 0.00 | 0.00 | 0.00 | 502.76 |
| 156 Scholarships | 0.00 | 0.00 | 0.00 | 0.00 | 0.00 |
| 158 Capital Outlay | 26,271.31 | 0.00 | 0.00 | 0.00 | 26,271.31 |
| 159 Patriot Pride | 184.00 | 0.00 | 0.00 | 0.00 | 184.00 |
| 180 Building Revenue | 0.00 | 0.00 | 0.00 | 0.00 | 0.00 |
| 185 C Store Revenue (Convenience store) | 0.00 | 0.00 | 0.00 | 0.00 | 0.00 |
| 189 American Flag Donations | 0.00 | 0.00 | 0.00 | 0.00 | 0.00 |
| 190 Misc. Bank Credit Adjustments | 0.00 | 0.00 | 0.00 | 0.00 | 0.00 |
| 901 Interest on Bus MM | 2,214.93 | 155.17 | 0.00 | 0.00 | 2,370.10 |
| 902 Interest on Business Checking | 0.00 | 0.00 | 0.00 | 0.00 | 0.00 |
| 911 Interest on CD | 0.00 | 0.00 | 0.00 | 0.00 | 0.00 |
| B GENERAL ACCOUNT REVENUE Totals: | 114,452.40 | 1,033.72 | 41.88 | 0.00 | 115,444.24 |
| C ATHLETICS | | | | | |
| 201 Concessions | 11,073.44 | 0.00 | 319.73 | -500.00 | 10,253.71 |
| 202 Athletics | -18,635.73 | 1,293.50 | 2,741.90 | 0.00 | -20,084.13 |
| 203 Athletic Gate Receipts | 74,281.45 | 2,780.00 | 0.00 | 0.00 | 77,061.45 |
| 204 Athletic Clothing | 106.18 | 0.00 | 0.00 | 0.00 | 106.18 |
| 205 Letter Jackets | 0.00 | 0.00 | 0.00 | 0.00 | 0.00 |
| 206 Athletic Tickets | 17,260.00 | 0.00 | 0.00 | 0.00 | 17,260.00 |
| 207 Participation Fee | 0.00 | 0.00 | 0.00 | 0.00 | 0.00 |

Current Cash Balance Report

ALL Data

Arranged by:

Date: 03/01/2008 thru 03/31/2008

Group ID and Activity Number

| Activity Number and Name | Beginning Cash | Receipts | Disbursements | Adjustments | Cash Balance |
|-----------------------------------|-------------------|-----------------|------------------|----------------|-------------------|
| 208 Sport Facility Use | 0.00 | 0.00 | 0.00 | 0.00 | 0.00 |
| 210 Athletic Capital Outlay | 194,668.58 | 0.00 | 0.00 | 0.00 | 194,668.58 |
| 211 Activities | 0.00 | 0.00 | 0.00 | 0.00 | 0.00 |
| 212 Athletic Fundraisers | 0.00 | 0.00 | 0.00 | 0.00 | 0.00 |
| 213 Summer Clinics | 0.00 | 0.00 | 0.00 | 0.00 | 0.00 |
| 214 Little Dribblers | 3.21 | 0.00 | 0.00 | 0.00 | 3.21 |
| 216 Strength and Conditioning | 212.46 | 0.00 | 2,392.19 | 0.00 | -2,179.73 |
| 220 Football | -21,139.25 | 0.00 | 0.00 | 0.00 | -21,139.25 |
| 221 Volleyball | -3,237.45 | 0.00 | 0.00 | 0.00 | -3,237.45 |
| 222 Softball | -6,454.85 | 0.00 | 2,729.00 | 0.00 | -9,183.85 |
| 223 Tennis (Boys) | -1,838.10 | 0.00 | 253.38 | 0.00 | -2,091.48 |
| 224 Tennis (Girls) | -883.96 | 0.00 | 253.39 | 0.00 | -1,137.35 |
| 225 Golf (Boys) | -974.46 | 0.00 | 1,133.20 | 0.00 | -2,107.66 |
| 226 Golf (Girls) | -1,113.75 | 0.00 | 0.00 | 0.00 | -1,113.75 |
| 227 Wrestling | -5,094.29 | 430.00 | 914.13 | 0.00 | -5,578.42 |
| 228 Soccer (Boys) | -953.07 | 0.00 | 6,199.47 | 0.00 | -7,152.54 |
| 229 Soccer (Girls) | -431.93 | 0.00 | 3,847.75 | 0.00 | -4,279.68 |
| 230 Baseball | -4,187.72 | 14.86 | 2,988.93 | 0.00 | -7,161.79 |
| 231 Cross Country (Boys) | -425.37 | 0.00 | 0.00 | 0.00 | -425.37 |
| 232 Basketball (Boys) | -9,176.15 | 0.00 | 371.28 | 0.00 | -9,547.43 |
| 233 Track (Boys) | -1,369.75 | 0.00 | 635.17 | 0.00 | -2,004.92 |
| 234 Swimming (Boys) | -3,699.40 | 600.00 | 0.00 | 0.00 | -3,099.40 |
| 235 NSAA Competitions | 8,428.52 | 575.78 | 0.00 | 0.00 | 9,004.30 |
| 240 Athletic Training | -2,325.25 | 0.00 | 0.00 | 0.00 | -2,325.25 |
| 241 Cross Country (Girls) | -198.63 | 0.00 | 0.00 | 0.00 | -198.63 |
| 242 Basketball (Girls) | -8,121.30 | 0.00 | 128.40 | 0.00 | -8,249.70 |
| 243 Track (Girls) | -1,575.51 | 0.00 | 649.78 | 0.00 | -2,225.29 |
| 244 Swimming (Girls) | -3,628.00 | 0.00 | 0.00 | 0.00 | -3,628.00 |
| 915 Interest-Athletic Activity MM | 2,214.78 | 155.16 | 0.00 | 0.00 | 2,369.94 |
| 2200 Summer Football | 1,588.74 | 560.00 | 934.50 | 0.00 | 1,214.24 |
| 2221 Summer Volleyball | 619.71 | 0.00 | 0.00 | 0.00 | 619.71 |
| 2222 Summer Softball | 2,088.74 | 0.00 | 0.00 | 0.00 | 2,088.74 |
| 2228 Summer Boys Soccer | 43.87 | 0.00 | 0.00 | 0.00 | 43.87 |
| 2229 Summer Girls Soccer | 160.19 | 866.50 | 0.00 | 0.00 | 1,026.69 |
| 2230 Summer Baseball | 1,242.58 | 1,986.00 | 0.00 | 0.00 | 3,228.58 |
| 2231 Summer Girls Basketball | 1,101.97 | 0.00 | 37.50 | 0.00 | 1,064.47 |
| 2232 Summer Boys Basketball | 2.53 | 0.00 | 0.00 | 0.00 | 2.53 |
| C ATHLETICS Totals: | 219,633.03 | 9,261.80 | 26,529.70 | -500.00 | 201,865.13 |
| D ORGANIZATIONS AND CLUBS | | | | | |
| 301 DECA | -52,691.15 | 0.00 | 19,951.12 | 0.00 | -72,642.27 |
| 302 French Club | 2,577.78 | 0.00 | 0.00 | 0.00 | 2,577.78 |
| 303 LEO Club | -1,923.73 | 0.00 | 101.88 | 0.00 | -2,025.61 |
| 305 Spanish Club | 40.46 | 0.00 | 0.00 | 0.00 | 40.46 |
| 307 German Club | 1,344.63 | 167.00 | 1,129.41 | -150.00 | 232.22 |
| 310 National Forensics League | 954.58 | 480.28 | 907.84 | 0.00 | 527.02 |
| 311 Environmental Club | 380.56 | 22.75 | 0.00 | 166.00 | 569.31 |
| 312 Forensics Club | 2,385.72 | 0.00 | 0.00 | 0.00 | 2,385.72 |
| 314 Newspaper | 8,975.19 | 555.00 | 0.00 | 0.00 | 9,530.19 |
| 315 Debate Club | -384.02 | 0.00 | 60.00 | 0.00 | -444.02 |
| 316 Art Club | 132.04 | 166.00 | 0.00 | -166.00 | 132.04 |
| 317 Play Production | -2,198.36 | 3,824.00 | 573.00 | 150.00 | 1,202.64 |
| 318 Thespians | -1,470.38 | 0.00 | 0.00 | 0.00 | -1,470.38 |

Current Cash Balance Report

Date: 03/01/2008 thru 03/31/2008

Group ID and Activity Number

| Activity Number and Name | Beginning Cash | Receipts | Disbursements | Adjustments | Cash Balance |
|--|------------------|------------------|------------------|---------------|------------------|
| 319 Athletic Trainers | 29.15 | 0.00 | 0.00 | 0.00 | 29.15 |
| 385 Culinary Competition | -21.77 | 0.00 | 0.00 | 0.00 | -21.77 |
| 395 Fashion Merchandising | 5.08 | 0.00 | 0.00 | 0.00 | 5.08 |
| 399 Auditorium Manager | -7,175.47 | 0.00 | 818.14 | 0.00 | -7,993.61 |
| 409 Band Dept Trips | -8,456.06 | 0.00 | 0.00 | 0.00 | -8,456.06 |
| 410 Band | 10,225.83 | 1,495.94 | 444.16 | 0.00 | 11,277.61 |
| 411 Choir | -21,540.53 | 390.00 | 0.00 | 0.00 | -21,150.53 |
| 412 Orchestra | -2,675.36 | 0.00 | 4,400.00 | 0.00 | -7,075.36 |
| 413 Entertainment Books | 7,735.00 | 0.00 | 0.00 | 0.00 | 7,735.00 |
| 414 Band Fundraising | 2,500.59 | 0.00 | 0.00 | 0.00 | 2,500.59 |
| 415 Choir Fundraising | 21,359.88 | 0.00 | 0.00 | -3,318.00 | 18,041.88 |
| 416 Orchestra Fundraising | 5,626.20 | 0.00 | 3,318.00 | 3,318.00 | 5,626.20 |
| 417 Music Trip | 0.00 | 0.00 | 0.00 | 0.00 | 0.00 |
| 481 Senior Class | 1,374.67 | 0.00 | 0.00 | 0.00 | 1,374.67 |
| 482 Junior Class | -165.91 | 218.00 | 280.00 | 0.00 | -227.91 |
| 484 Post Prom Security | 0.00 | 0.00 | 0.00 | 0.00 | 0.00 |
| 499 VICA-Skills USA | 994.57 | 453.00 | 1,566.60 | 0.00 | -119.03 |
| 500 STARS | 598.00 | 0.00 | 0.00 | 0.00 | 598.00 |
| 501 Student Council | 8,587.85 | 383.11 | 1,913.53 | 0.00 | 7,057.43 |
| 502 National Honor Society | 3,975.22 | 0.00 | 50.94 | 0.00 | 3,924.28 |
| 503 Drama Club | 0.00 | 0.00 | 0.00 | 0.00 | 0.00 |
| 504 Literary Magazine | 275.67 | 0.00 | 0.00 | 0.00 | 275.67 |
| 505 GoMadd | 336.92 | 0.00 | 0.00 | 0.00 | 336.92 |
| 506 Chess Club | 33.10 | 0.00 | 0.00 | 0.00 | 33.10 |
| 507 40 Assets | 232.16 | 0.00 | 83.29 | 0.00 | 148.87 |
| 515 Dance Team | 1,812.15 | 0.00 | 28.67 | 0.00 | 1,783.48 |
| 516 Cheerleading-Varsity | 919.78 | 0.00 | 44.00 | 200.00 | 1,075.78 |
| 517 Cheerleading-JV | 19.38 | 0.00 | 0.00 | 150.00 | 169.38 |
| 518 Cheerleading-Freshman | -126.27 | 0.00 | 0.00 | 150.00 | 23.73 |
| 519 Cheerleading Uniforms/Summer Camp | -6,480.82 | 2,545.52 | 0.00 | 0.00 | -3,935.30 |
| 525 Prior Yrs Yearbook | 8,651.81 | 0.00 | 0.00 | 0.00 | 8,651.81 |
| 527 Yearbook 07-08 | 5,486.50 | 0.00 | 0.00 | 0.00 | 5,486.50 |
| 528 Yearbook 06-07 | 0.00 | 0.00 | 0.00 | 0.00 | 0.00 |
| 555 FCCLA | 320.85 | 0.00 | 0.00 | 0.00 | 320.85 |
| 556 Future Educators of America | 94.87 | 0.00 | 0.00 | 0.00 | 94.87 |
| 560 Patriot Post | 24,981.01 | 1,992.11 | 1,553.59 | 0.00 | 25,419.53 |
| 580 International Leaders Club | -1.31 | 0.00 | 0.00 | 0.00 | -1.31 |
| 590 Diversity Club | 0.00 | 0.00 | 0.00 | 0.00 | 0.00 |
| D ORGANIZATIONS AND CLUBS Totals: | 17,656.06 | 12,692.71 | 37,224.17 | 500.00 | -6,375.40 |
| E ADMINISTRATIVE CUSTODIAL | | | | | |
| 599 Intramurals | -653.05 | 0.00 | 0.00 | 0.00 | -653.05 |
| 601 Staff Courtesy Fund | 1,072.43 | 0.00 | 130.00 | 0.00 | 942.43 |
| 602 Parking | 15,243.23 | 1,095.00 | 2,520.10 | 0.00 | 13,818.13 |
| 603 Field Trips | -4,510.74 | 0.00 | 116.56 | 0.00 | -4,627.30 |
| 604 Physical Education Fund | 0.00 | 0.00 | 0.00 | 0.00 | 0.00 |
| 605 Pool Maintenance | 1,211.89 | 533.00 | 0.00 | 0.00 | 1,744.89 |
| 607 Book Fines | 9,320.14 | 56.00 | 0.00 | 0.00 | 9,376.14 |
| 610 Information Center | 137.23 | 0.00 | 140.65 | 0.00 | -3.42 |
| 611 Advanced Placement | 1,358.36 | 0.00 | 0.00 | 0.00 | 1,358.36 |
| 614 Transcript and Test Fees | 1,601.18 | 0.00 | 0.00 | 0.00 | 1,601.18 |
| 616 Clearing Account | 0.00 | 0.00 | 0.00 | 0.00 | 0.00 |
| 617 Shop Fees | 0.00 | 0.00 | 0.00 | 0.00 | 0.00 |

Current Cash Balance Report

Date: 03/01/2008 thru 03/31/2008

Arranged by:
Group ID and Activity Number

| Activity Number and Name | Beginning Cash | Receipts | Disbursements | Adjustments | Cash Balance |
|---|------------------|-----------------|-----------------|-------------|------------------|
| 618 Musical Production | 0.00 | 0.00 | 0.00 | 0.00 | 0.00 |
| 621 Graphics Tech | 5.00 | 0.00 | 0.00 | 0.00 | 5.00 |
| 622 Construction Tech | 837.05 | 0.00 | 304.50 | 0.00 | 532.55 |
| 623 Manufacturing Tech | 568.10 | 153.64 | 0.00 | 0.00 | 721.74 |
| 624 Foundation Tech | 167.57 | 0.00 | 0.00 | 0.00 | 167.57 |
| 625 Science Replacements | 0.00 | 0.00 | 0.00 | 0.00 | 0.00 |
| 627 English Replacements | 0.00 | 0.00 | 0.00 | 0.00 | 0.00 |
| 628 Athletic Trainers Class | 0.25 | 0.00 | 0.00 | 0.00 | 0.25 |
| 630 Social Studies Texts | 1,924.24 | 0.00 | 0.00 | 0.00 | 1,924.24 |
| 632 Lock Replacement | 786.38 | 5.00 | 0.00 | 0.00 | 791.38 |
| 635 Library Book Fines | 181.09 | 53.70 | 201.00 | 0.00 | 33.79 |
| 636 Freshman Transition Day | 0.00 | 0.00 | 0.00 | 0.00 | 0.00 |
| 640 Student ID Card Fee | 905.37 | 40.00 | 0.00 | 0.00 | 945.37 |
| 641 School Planners | 20.00 | 0.00 | 0.00 | 0.00 | 20.00 |
| 642 Parenting Support | 0.00 | 0.00 | 0.00 | 0.00 | 0.00 |
| 645 Family Consumer Science | -39.00 | 0.00 | 0.00 | 0.00 | -39.00 |
| 648 MOBA Playhouse | 991.16 | 0.00 | 0.00 | 0.00 | 991.16 |
| 656 Technology Magnet | 7.64 | 0.00 | 0.00 | 0.00 | 7.64 |
| 658 Display Cases | 0.00 | 0.00 | 0.00 | 0.00 | 0.00 |
| 660 PAEMST-Science National Award | 62.95 | 0.00 | 0.00 | 0.00 | 62.95 |
| 679 New Frontier Book Fines | 0.47 | 0.00 | 0.00 | 0.00 | 0.47 |
| 680 New Frontier (Grants/Donations) | 12.03 | 0.00 | 0.00 | 0.00 | 12.03 |
| 681 New Frontier Chuck Wagon | 230.88 | 50.00 | 159.01 | 0.00 | 121.87 |
| 682 New Frontier Activity | 0.00 | 22.93 | 0.00 | 0.00 | 22.93 |
| 683 Graduation Expense | 0.00 | 0.00 | 0.00 | 0.00 | 0.00 |
| 684 Post-Prom | 0.00 | 0.00 | 0.00 | 0.00 | 0.00 |
| 685 Alumni | 0.00 | 0.00 | 0.00 | 0.00 | 0.00 |
| 686 Contributions/Gifts | -178.27 | 0.00 | 0.00 | 0.00 | -178.27 |
| 687 Next Frontier | -192.93 | 0.00 | 0.00 | 0.00 | -192.93 |
| 688 New Addition | 0.00 | 0.00 | 0.00 | 0.00 | 0.00 |
| 689 SpEd Activity | 160.00 | 0.00 | 0.00 | 0.00 | 160.00 |
| 699 Parking Security Camera | 0.00 | 0.00 | 0.00 | 0.00 | 0.00 |
| E ADMINISTRATIVE CUSTODIAL Totals: | 31,230.65 | 2,009.27 | 3,571.82 | 0.00 | 29,668.10 |
| F DISTRICT CUSTODIAL | | | | | |
| 825 Other District Custodial | 0.00 | 0.00 | 0.00 | 0.00 | 0.00 |
| F DISTRICT CUSTODIAL Totals: | 0.00 | 0.00 | 0.00 | 0.00 | 0.00 |
| G INACTIVE ACCOUNTS | | | | | |
| 0 No Name acct | 0.00 | 0.00 | 0.00 | 0.00 | 0.00 |
| 104 Candy Machine Refund | 0.00 | 0.00 | 0.00 | 0.00 | 0.00 |
| 145 Community Counselor Support | 0.00 | 0.00 | 0.00 | 0.00 | 0.00 |
| 153 MetroCommunity College Rebate | 0.00 | 0.00 | 0.00 | 0.00 | 0.00 |
| 157 Jostens | 0.00 | 0.00 | 0.00 | 0.00 | 0.00 |
| 162 Activity/Sped | 0.00 | 0.00 | 0.00 | 0.00 | 0.00 |
| 175 Mascot Fund | 0.00 | 0.00 | 0.00 | 0.00 | 0.00 |
| 209 Summer Camps 2001 | 0.00 | 0.00 | 0.00 | 0.00 | 0.00 |
| 215 Athletic Bank Charges | 0.00 | 0.00 | 0.00 | 0.00 | 0.00 |
| 218 Candy Revenue | 0.00 | 0.00 | 0.00 | 0.00 | 0.00 |
| 400 (D) Music | 0.00 | 0.00 | 0.00 | 0.00 | 0.00 |
| 401 (D) Cheerleading - Varsity | 0.00 | 0.00 | 0.00 | 0.00 | 0.00 |
| 402 (D) Cheerleading - Jr Varsity | 0.00 | 0.00 | 0.00 | 0.00 | 0.00 |
| 403 (D) Cheerleading - Freshman | 0.00 | 0.00 | 0.00 | 0.00 | 0.00 |
| 404 Cheerleading - Wrestling | 0.00 | 0.00 | 0.00 | 0.00 | 0.00 |

Current Cash Balance Report

Date: 03/01/2008 thru 03/31/2008

Arranged by:
Group ID and Activity Number

| Activity Number and Name | Beginning Cash | Receipts | Disbursements | Adjustments | Cash Balance |
|-------------------------------------|----------------|-------------|---------------|-------------|--------------|
| 405 (D) Dance Team | 0.00 | 0.00 | 0.00 | 0.00 | 0.00 |
| 508 Yearbook 1996-97 | 0.00 | 0.00 | 0.00 | 0.00 | 0.00 |
| 509 Yearbook 1997-98 | 0.00 | 0.00 | 0.00 | 0.00 | 0.00 |
| 510 Yearbook 1998-99 | 0.00 | 0.00 | 0.00 | 0.00 | 0.00 |
| 511 Cheerleading - Varsity | 0.00 | 0.00 | 0.00 | 0.00 | 0.00 |
| 512 Cheerleading - Junior Varsity | 0.00 | 0.00 | 0.00 | 0.00 | 0.00 |
| 513 Cheerleading - Freshman | 0.00 | 0.00 | 0.00 | 0.00 | 0.00 |
| 521 Yearbook 1999-00 | 0.00 | 0.00 | 0.00 | 0.00 | 0.00 |
| 522 Yearbook 2000-01 | 0.00 | 0.00 | 0.00 | 0.00 | 0.00 |
| 523 Yearbooks 01-02 | 0.00 | 0.00 | 0.00 | 0.00 | 0.00 |
| 524 Yearbook 02-03 | 0.00 | 0.00 | 0.00 | 0.00 | 0.00 |
| 526 Yearbook 04-05 | 0.00 | 0.00 | 0.00 | 0.00 | 0.00 |
| 561 Patriot Post Start Up | 0.00 | 0.00 | 0.00 | 0.00 | 0.00 |
| 600 Intramurals Fundraising | 0.00 | 0.00 | 0.00 | 0.00 | 0.00 |
| 606 Art Fees | 0.00 | 0.00 | 0.00 | 0.00 | 0.00 |
| 608 Foreign Language 1996-97 | 0.00 | 0.00 | 0.00 | 0.00 | 0.00 |
| 609 Foreign Language 1997-98 | 0.00 | 0.00 | 0.00 | 0.00 | 0.00 |
| 612 Textbook Replacement | 0.00 | 0.00 | 0.00 | 0.00 | 0.00 |
| 613 Technology Consumable | 0.00 | 0.00 | 0.00 | 0.00 | 0.00 |
| 615 Close-Up | 0.00 | 0.00 | 0.00 | 0.00 | 0.00 |
| 619 Portfolios | 0.00 | 0.00 | 0.00 | 0.00 | 0.00 |
| 620 Dual Enrollment | 0.00 | 0.00 | 0.00 | 0.00 | 0.00 |
| 626 Social Studies Texts 1997-98 | 0.00 | 0.00 | 0.00 | 0.00 | 0.00 |
| 629 Book Club | 0.00 | 0.00 | 0.00 | 0.00 | 0.00 |
| 631 Weight Room Maintenance | 0.00 | 0.00 | 0.00 | 0.00 | 0.00 |
| 633 Locker Room Capital Outlay | 0.00 | 0.00 | 0.00 | 0.00 | 0.00 |
| 638 ESL Grant | 0.00 | 0.00 | 0.00 | 0.00 | 0.00 |
| 650 Fast Forward | 0.00 | 0.00 | 0.00 | 0.00 | 0.00 |
| 655 MSAAS | 0.00 | 0.00 | 0.00 | 0.00 | 0.00 |
| 657 I.T. Summer Camp | 0.00 | 0.00 | 0.00 | 0.00 | 0.00 |
| 709 Forensics Reimbursement | 0.00 | 0.00 | 0.00 | 0.00 | 0.00 |
| 720 Other District Reimbursements | 0.00 | 0.00 | 0.00 | 0.00 | 0.00 |
| 801 Drivers Education | 0.00 | 0.00 | 0.00 | 0.00 | 0.00 |
| 905 Interest on Checking | 0.00 | 0.00 | 0.00 | 0.00 | 0.00 |
| 910 Certificate of Deposit | 0.00 | 0.00 | 0.00 | 0.00 | 0.00 |
| 912 Athletic Certificate Deposit | 0.00 | 0.00 | 0.00 | 0.00 | 0.00 |
| 913 Interest-Athletic Activity CD | 0.00 | 0.00 | 0.00 | 0.00 | 0.00 |
| 916 Athletic Certificate Deposit #2 | 0.00 | 0.00 | 0.00 | 0.00 | 0.00 |
| 917 Interest on Athletic Checking | 0.00 | 0.00 | 0.00 | 0.00 | 0.00 |
| 2314 Journalism Trip | 0.00 | 0.00 | 0.00 | 0.00 | 0.00 |
| G INACTIVE ACCOUNTS Totals: | 0.00 | 0.00 | 0.00 | 0.00 | 0.00 |
| Q Extracurricular Activities | | | | | |
| 1000 Field Trips | 4,904.42 | 121.50 | 0.00 | 0.00 | 5,025.92 |
| 2301 DECA | 46,512.30 | 19,812.47 | 0.00 | 0.00 | 66,324.77 |
| 2302 French Club | 87.00 | 0.00 | 0.00 | 0.00 | 87.00 |
| 2303 LEO Club | 2,164.00 | 0.00 | 0.00 | 0.00 | 2,164.00 |
| 2305 Spanish Club | 72.00 | 16.00 | 0.00 | 0.00 | 88.00 |
| 2307 German Club | 0.00 | 169.50 | 0.00 | 0.00 | 169.50 |
| 2310 National Forensics League | 0.00 | 0.00 | 0.00 | 0.00 | 0.00 |
| 2312 Forensics | 0.00 | 0.00 | 0.00 | 0.00 | 0.00 |
| 2315 Debate Club | 1,870.00 | 425.00 | 0.00 | 0.00 | 2,295.00 |
| 2316 Art Club | 131.00 | 0.00 | 0.00 | 0.00 | 131.00 |

Current Cash Balance Report

Date: 03/01/2008 thru 03/31/2008

Group ID and Activity Number

| Activity Number and Name | Beginning Cash | Receipts | Disbursements | Adjustments | Cash Balance |
|---|--------------------|------------------|------------------|-------------|--------------------|
| 2317 Play Production | 2,489.00 | 25.00 | 0.00 | 0.00 | 2,514.00 |
| 2318 Thespian Club | 1,360.00 | 0.00 | 0.00 | 0.00 | 1,360.00 |
| 2319 Athletic Trainers Trip | 0.00 | 0.00 | 0.00 | 0.00 | 0.00 |
| 2395 Fashion Merchandising | 0.00 | 0.00 | 0.00 | 0.00 | 0.00 |
| 2409 Band Trip | 6,491.00 | 605.00 | 0.00 | 0.00 | 7,096.00 |
| 2411 Choir Trip | 12,926.75 | 5,485.00 | 0.00 | 0.00 | 18,411.75 |
| 2412 Orchestra Trip | 5,900.00 | 2,536.00 | 0.00 | 0.00 | 8,436.00 |
| 2499 VICA Trip | 230.00 | 40.00 | 0.00 | 0.00 | 270.00 |
| 2501 Student Council | 0.00 | 0.00 | 0.00 | 0.00 | 0.00 |
| 2502 National Honors Society | 0.00 | 0.00 | 0.00 | 0.00 | 0.00 |
| 2503 Drama Membership | 0.00 | 0.00 | 0.00 | 0.00 | 0.00 |
| 2507 40 Assets | 0.00 | 0.00 | 0.00 | 0.00 | 0.00 |
| 2515 Dance Camp | 0.00 | 0.00 | 0.00 | 0.00 | 0.00 |
| 2516 Varsity Cheerleading Camp | 0.00 | 0.00 | 0.00 | 0.00 | 0.00 |
| 2517 JV Cheerleading Camp | 0.00 | 0.00 | 0.00 | 0.00 | 0.00 |
| 2518 FR Cheerleading Camp | 0.00 | 0.00 | 0.00 | 0.00 | 0.00 |
| 2555 FCCLA | 20.00 | 0.00 | 0.00 | 0.00 | 20.00 |
| 2556 FEA | 0.00 | 0.00 | 0.00 | 0.00 | 0.00 |
| 2560 Patriot Post Trip | 1,400.00 | 0.00 | 0.00 | 0.00 | 1,400.00 |
| 2599 Intramurals | 780.00 | 0.00 | 0.00 | 0.00 | 780.00 |
| 2689 SpEd | 0.00 | 45.00 | 0.00 | 0.00 | 45.00 |
| 5000 Sport Participating Fee | 31,230.00 | 345.00 | 0.00 | 0.00 | 31,575.00 |
| 5001 Sport Facility Use Fee | 400.00 | 0.00 | 0.00 | 0.00 | 400.00 |
| Q Extracurricular Activities Totals: | 118,967.47 | 29,625.47 | 0.00 | 0.00 | 148,592.94 |
| R Post-Secondary Education | | | | | |
| 7010 AP Exam Fees | 0.00 | 50.00 | 0.00 | 0.00 | 50.00 |
| R Post-Secondary Education Totals: | 0.00 | 50.00 | 0.00 | 0.00 | 50.00 |
| S Banking | | | | | |
| 999 Starting Cash | -1,500.00 | 0.00 | 0.00 | 0.00 | -1,500.00 |
| S Banking Totals: | -1,500.00 | 0.00 | 0.00 | 0.00 | -1,500.00 |
| Z INVESTMENTS | | | | | |
| 900 Preferred Bus Money Market | -110,745.52 | 0.00 | 155.17 | 0.00 | -110,900.69 |
| 914 Athletic Bus Money Market | -110,738.22 | 0.00 | 155.16 | 0.00 | -110,893.38 |
| Z INVESTMENTS Totals: | -221,483.74 | 0.00 | 310.33 | 0.00 | -221,794.07 |
| Report Totals: | 202,488.13 | 54,887.47 | 74,395.55 | 0.00 | 182,980.05 |

Current Cash Balance Report

66 Arranged by:

ALL Data

Group ID and Activity Number

Date: 03/01/2008 thru 03/31/2008

| Activity Number and Name | Beginning Cash | Receipts | Disbursements | Adjustments | Cash Balance |
|---------------------------------|------------------|------------------|-----------------|-------------|-------------------|
| A ADMINISTRATIVE | | | | | |
| 100 GENERAL ACTIVITY FUND | -1,127.08 | 6.00 | 977.50 | 0.00 | -2,098.58 |
| 105 PRINCIPALS ADMIN | 14,160.48 | 0.00 | 379.50 | 0.00 | 13,780.98 |
| 110 BUILDING MAINTENANCE | 1,799.79 | 0.00 | 110.30 | 0.00 | 1,689.49 |
| 120 AP EXAMS | 13,841.67 | 0.00 | 0.00 | 0.00 | 13,841.67 |
| 125 ADMIN SPECIAL PROJECTS | -241.20 | 0.00 | 0.00 | 0.00 | -241.20 |
| 130 COURTESY FUND | 319.46 | 0.00 | 70.00 | 0.00 | 249.46 |
| 135 DONATIONS - SR CLASS | 186.00 | 0.00 | 0.00 | 0.00 | 186.00 |
| 138 ELECTRONIC MSG BOARD | 0.00 | 0.00 | 0.00 | 0.00 | 0.00 |
| 142 GIFTED | 1,431.72 | 0.00 | 0.00 | 0.00 | 1,431.72 |
| 145 GUIDANCE | 1,618.41 | 0.00 | 270.78 | 0.00 | 1,347.63 |
| 150 INFORMATION CENTER | 159.22 | 30.45 | 81.29 | 0.00 | 108.38 |
| 157 LETTER JACKETS | 911.71 | 0.00 | 0.00 | 0.00 | 911.71 |
| 160 PARKING | 16,937.92 | 412.00 | 168.60 | 0.00 | 17,181.32 |
| 165 STAFF WELLNESS | 145.87 | 0.00 | 0.00 | 0.00 | 145.87 |
| 170 STAFF CLOTHING | -403.82 | 0.00 | 0.00 | 0.00 | -403.82 |
| 172 STAFF VENDING | 2,334.61 | 0.00 | 500.00 | 539.70 | 2,374.31 |
| 174 TECHNOLOGY REBATES | 1,472.95 | 0.00 | 880.54 | 0.00 | 592.41 |
| 182 VENDING-FOOD SERVICE | 43,175.74 | 37,400.33 | 0.00 | 0.00 | 80,576.07 |
| 189 WATER FUND | -293.06 | 0.00 | 0.00 | -539.70 | -832.76 |
| A ADMINISTRATIVE Totals: | 96,430.39 | 37,848.78 | 3,438.51 | 0.00 | 130,840.66 |
| B ATHLETIC ADMIN | | | | | |
| 200 ATHLETIC ADMIN | 131,375.49 | 1,420.27 | 562.87 | -3,100.00 | 129,132.89 |
| 201 AD'S OFFICE | 4,436.36 | 0.00 | 252.00 | 0.00 | 4,184.36 |
| 202 ATHLETIC EVENT ADMISSIONS | 2,272.39 | 899.48 | 2,253.00 | 0.00 | 918.87 |
| 203 ATHLETIC PROJECT FUND | 20,364.85 | 0.00 | 0.00 | 0.00 | 20,364.85 |
| 205 ATHLETIC TRAINING | 2,086.60 | 800.00 | 0.00 | 0.00 | 2,886.60 |
| 208 BASEBALL FUNDRAISING | 5,529.56 | 0.00 | 607.80 | 0.00 | 4,921.76 |
| 210 BOYS BB FUNDRAISING | 9.15 | 404.00 | 189.17 | 0.00 | 223.98 |
| 211 BOYS BASKETBALL CAMP | 604.90 | 0.00 | 0.00 | 0.00 | 604.90 |
| 212 BOYS GOLF FUNDRAISING | 1,380.40 | 1,095.00 | 637.00 | 0.00 | 1,838.40 |
| 213 BOYS SOCCER CAMP | 143.30 | 210.00 | 0.00 | 0.00 | 353.30 |
| 214 BOYS SOCCER FUNDR | 30.16 | 0.00 | 0.00 | 0.00 | 30.16 |
| 215 CROSS COUNTRY FUNDRAISING | 56.06 | 0.00 | 0.00 | 0.00 | 56.06 |
| 217 COACHES CLINICS | -2,798.39 | 0.00 | 0.00 | 0.00 | -2,798.39 |
| 219 CONCESSIONS | 15,527.47 | 138.00 | 2,080.93 | -1,600.00 | 11,984.54 |
| 220 INTRAMURALS | -195.46 | 0.00 | 2,191.21 | 0.00 | -2,386.67 |
| 222 FIT CNTR/EQUIPMENT | 359.69 | 0.00 | 87.24 | 0.00 | 272.45 |
| 223 FIT CNTR/MAINTENANCE | 2,945.57 | 0.00 | 187.51 | 0.00 | 2,758.06 |
| 225 FOOTBALL CAMPS | 6,204.70 | 0.00 | 329.54 | 0.00 | 5,875.16 |
| 230 GIRLS BASKETBALL FR | 1,463.87 | 0.00 | 50.00 | 0.00 | 1,413.87 |
| 233 GIRLS SOCCER FUNDR | 797.77 | 1,000.00 | 0.00 | 0.00 | 1,797.77 |
| 235 LADY CAT BB CAMPS | 0.00 | 3,710.00 | 0.00 | 0.00 | 3,710.00 |
| 240 SOCCER BLEACHERS | 100.00 | 0.00 | 0.00 | 0.00 | 100.00 |
| 245 SOFTBALL FUND RAISING | 2,600.63 | 0.00 | 0.00 | 0.00 | 2,600.63 |
| 250 ST TRAINERS (HOSA) | 2,654.26 | 765.00 | 554.00 | 0.00 | 2,865.26 |
| 255 TRACK FUNDR (GIRLS) | 175.00 | 0.00 | 0.00 | 0.00 | 175.00 |
| 258 TRACK FUNDR (BOYS) | -342.00 | 0.00 | 0.00 | 0.00 | -342.00 |
| 260 POOL FUNDRAISING | 2,721.39 | 1,337.00 | 1,951.06 | 394.00 | 2,501.33 |
| 265 VB FUNDRAISING | 8,673.44 | 0.00 | 0.00 | 0.00 | 8,673.44 |
| 270 WRESTLING MAT FUND | 6,340.94 | 0.00 | 0.00 | 0.00 | 6,340.94 |
| 271 WRESTLING FNDRSR VAR | 3,847.00 | 0.00 | 0.00 | 0.00 | 3,847.00 |

Current Cash Balance Report

ALL Data

67 Affanged by:

Date: 03/01/2008 thru 03/31/2008

Group ID and Activity Number

| Activity Number and Name | Beginning Cash | Receipts | Disbursements | Adjustments | Cash Balance |
|-----------------------------------|-------------------|------------------|------------------|------------------|-------------------|
| 275 WRESTLING SCHOLARSHIP | 0.00 | 0.00 | 0.00 | 0.00 | 0.00 |
| 285 NSAA COMPETITIONS | 15,387.56 | 0.00 | 0.00 | 0.00 | 15,387.56 |
| 290 METRO | 167.96 | 0.00 | 167.96 | 0.00 | 0.00 |
| 295 TOURNAMENTS | 3,961.18 | 2,352.21 | 2,275.68 | 0.00 | 4,037.71 |
| 299 CORPORATE ADVERTISING | 5,175.08 | 0.00 | 0.00 | 0.00 | 5,175.08 |
| B ATHLETIC ADMIN Totals: | 244,056.88 | 14,130.96 | 14,376.97 | -4,306.00 | 239,504.87 |
| C ACADEMIC COURSES | | | | | |
| 300 AP EUROPEAN TEXT | 2,602.00 | 0.00 | 0.00 | 0.00 | 2,602.00 |
| 303 AP ECONOMICS TEXT | 656.00 | 0.00 | 0.00 | 0.00 | 656.00 |
| 310 AP AMERICAN TEXTBOOKS | 292.94 | 0.00 | 0.00 | 0.00 | 292.94 |
| 312 AP PSYCHOLOGY TEXT | 796.44 | 0.00 | 0.00 | 0.00 | 796.44 |
| 320 ART CLASS FEES | 1,704.15 | 70.00 | 36.00 | 0.00 | 1,738.15 |
| 330 BUSINESS | 10.93 | 0.00 | 0.00 | 0.00 | 10.93 |
| 338 FAMILY CONSUMER SCIENCE | -429.55 | 0.00 | 0.00 | 0.00 | -429.55 |
| 340 MATH - general | 62.22 | 0.00 | 0.00 | 0.00 | 62.22 |
| 345 MATH AP | 26.00 | 0.00 | 0.00 | 0.00 | 26.00 |
| 355 PHYSICAL EDUCATION | -3,545.71 | 0.00 | 407.70 | 0.00 | -3,953.41 |
| 360 PHYSICS | 175.71 | 0.00 | 0.00 | 0.00 | 175.71 |
| 370 VOC DRAFTING | 1,395.99 | 0.00 | 0.00 | 0.00 | 1,395.99 |
| 371 VOC ELECTRICITY BAKER | 852.17 | 0.00 | 169.00 | 0.00 | 683.17 |
| 373 VOC FOUNDATIONS | -74.50 | 0.00 | 0.00 | 0.00 | -74.50 |
| 374 VOC METALS | 460.12 | 0.00 | 0.00 | 0.00 | 460.12 |
| 376 VOC WOODS | -1,112.23 | 653.65 | 894.04 | 0.00 | -1,352.62 |
| C ACADEMIC COURSES Totals: | 3,872.68 | 723.65 | 1,506.74 | 0.00 | 3,089.59 |
| D CLUBS/ORGANIZATIONS | | | | | |
| 400 ART CLUB | 128.01 | 0.00 | 0.00 | 0.00 | 128.01 |
| 401 AMNESTY INTERNATIONAL | 27.51 | 0.00 | 0.00 | 0.00 | 27.51 |
| 402 BOOKSTORE (Scratchin Post) | 1,645.98 | 0.00 | 637.36 | 0.00 | 1,008.62 |
| 403 CLASSICS CLUB | 10.76 | 0.00 | 0.00 | 0.00 | 10.76 |
| 405 CULINARY COMPETITION | 252.51 | 0.00 | 0.00 | 0.00 | 252.51 |
| 407 DEBATE TEAM | -4,881.15 | 0.00 | 1,941.28 | 0.00 | -6,822.43 |
| 410 DECA | -39,745.81 | 125.00 | 6,697.46 | 0.00 | -46,318.27 |
| 411 DRAMA - INTL THESPIANS | 357.06 | 1,093.00 | 0.00 | 0.00 | 1,450.06 |
| 412 DRAMA PRODUCTION | 5,056.34 | 285.00 | 0.00 | 0.00 | 5,341.34 |
| 413 FCCLA FAMILY CARREER | 6,393.46 | 0.00 | 561.00 | 0.00 | 5,832.46 |
| 414 FORENSICS TEAM | -4,685.61 | 0.00 | 1,253.34 | 0.00 | -5,938.95 |
| 415 FRENCH CLUB | -142.12 | 0.00 | 0.00 | 176.00 | 33.88 |
| 418 FUTURE EDUCATORS | 3,301.99 | 0.00 | 0.00 | 0.00 | 3,301.99 |
| 420 GERMAN CLUB | 1,099.35 | 286.00 | 70.00 | -176.00 | 1,139.35 |
| 425 JUNIOR CLASS | 7,842.26 | 0.00 | 0.00 | 0.00 | 7,842.26 |
| 430 LITERARY MAGAZINE | 540.63 | 0.00 | 0.00 | 0.00 | 540.63 |
| 433 MATH CLUB | 0.00 | 0.00 | 0.00 | 0.00 | 0.00 |
| 435 M CLUB - CRAZIES | 1,981.30 | 0.00 | 229.72 | 0.00 | 1,751.58 |
| 440 JUSTICE LEAGUE | 26.90 | 0.00 | 0.00 | 0.00 | 26.90 |
| 445 NATL HONOR SOCIETY | 2,279.81 | 301.41 | 938.60 | 0.00 | 1,642.62 |
| 450 NEWSPAPER | -3,255.10 | 20.00 | 15.16 | 0.00 | -3,250.26 |
| 452 SCIENCE CLUB | -174.00 | 0.00 | 0.00 | 0.00 | -174.00 |
| 455 SENIOR CLASS | 337.61 | 0.00 | 0.00 | 0.00 | 337.61 |
| 460 SPANISH CLUB | 2,048.43 | 7.00 | 25.08 | 0.00 | 2,030.35 |
| 465 SPED BUTTON FUND | 36.78 | 0.00 | 0.00 | 0.00 | 36.78 |
| 470 STUDENT COUNCIL | 10,189.98 | 1,201.00 | 906.06 | -500.00 | 9,984.92 |
| 471 STUCO WORKSHOPS | 494.48 | 0.00 | 0.00 | 0.00 | 494.48 |

Current Cash Balance Report

68 Arranged by:

ALL Data

Group ID and Activity Number

Date: 03/01/2008 thru 03/31/2008

| Activity Number and Name | Beginning Cash | Receipts | Disbursements | Adjustments | Cash Balance |
|--------------------------------------|----------------|----------|---------------|-------------|--------------|
| 473 VOC ENGINEERING CLUB | 28.28 | 0.00 | 0.00 | 0.00 | 28.28 |
| 475 SKILS USA | 679.33 | 0.00 | 213.99 | 0.00 | 465.34 |
| 480 YEARBOOK (PROWLER) | 65,726.31 | 230.00 | 22,641.63 | 0.00 | 43,314.68 |
| 485 YEARBOOK TRIP | 0.00 | 0.00 | 0.00 | 0.00 | 0.00 |
| 490 ENVIRONMENTAL CLUB | 2,791.13 | 157.40 | 0.00 | 0.00 | 2,948.53 |
| 495 YOUTH MAKING A DIFF | -159.37 | 0.00 | 0.00 | 0.00 | -159.37 |
| D CLUBS/ORGANIZATIONS Totals: | 60,233.04 | 3,705.81 | 36,130.68 | -500.00 | 27,308.17 |
| E ATHLETIC TEAMS | | | | | |
| 500 BASEBALL CONTESTS | 115.50 | 0.00 | 1,128.04 | 0.00 | -1,012.54 |
| 501 BASEBALL EQUIPMENT | 167.85 | 0.00 | 0.00 | 0.00 | 167.85 |
| 505 BASKETBALL CON BOYS | -5,806.23 | 0.00 | 100.00 | 0.00 | -5,906.23 |
| 506 BASKETBALL EQUIP - B | 2,955.39 | 0.00 | 0.00 | 0.00 | 2,955.39 |
| 510 BASKETBALL CON GIRLS | -4,738.19 | 0.00 | 507.85 | 0.00 | -5,246.04 |
| 511 BASKETBALL EQUIP G | 1,511.95 | 0.00 | 182.75 | 0.00 | 1,329.20 |
| 515 CROSS COUNTRY CON | -1,813.25 | 0.00 | 0.00 | 0.00 | -1,813.25 |
| 516 CROSS COUNTRY EQUIP | 3,333.38 | 0.00 | 87.97 | 0.00 | 3,245.41 |
| 520 FOOTBALL CONTESTS | -3,346.61 | 0.00 | 0.00 | 0.00 | -3,346.61 |
| 521 FOOTBALL EQUIPMENT | -1,368.04 | 0.00 | 434.15 | 0.00 | -1,802.19 |
| 525 GOLF CONTESTS - BOYS | -1,362.00 | 0.00 | 230.00 | 0.00 | -1,592.00 |
| 526 GOLF EQUIPMENT - BOYS | 4,104.14 | 0.00 | 0.00 | 0.00 | 4,104.14 |
| 530 GOLF CONTESTS - GIRLS | -2,602.55 | 0.00 | 0.00 | 0.00 | -2,602.55 |
| 531 GOLF EQUIPMENT - GIRLS | 105.76 | 0.00 | 165.00 | 0.00 | -59.24 |
| 550 SOCCER CONTST BOYS | 48.50 | 0.00 | 521.52 | 0.00 | -473.02 |
| 551 SOCCER EQUIP BOYS | 4,382.12 | 0.00 | 0.00 | 0.00 | 4,382.12 |
| 555 SOCCER CONTST GIRLS | 57.53 | 0.00 | 291.00 | 0.00 | -233.47 |
| 556 SOCCER EQUIP GIRLS | 4,280.97 | 0.00 | 0.00 | 0.00 | 4,280.97 |
| 560 SOFTBALL CONTESTS | -1,005.85 | 0.00 | 0.00 | 0.00 | -1,005.85 |
| 561 SOFTBALL EQUIPMENT | 4,693.82 | 0.00 | 0.00 | 0.00 | 4,693.82 |
| 565 SWIM TEAM CONTESTS | -1,204.07 | 0.00 | 127.00 | 0.00 | -1,331.07 |
| 566 SWIM TEAM EQUIPMENT | 146.56 | 0.00 | 0.00 | 0.00 | 146.56 |
| 570 TENNIS CONTESTS - BOYS | 2,644.13 | 0.00 | 0.00 | 0.00 | 2,644.13 |
| 571 TENNIS EQUIPMENT BOYS | 3,196.68 | 0.00 | 0.00 | 0.00 | 3,196.68 |
| 573 TENNIS CONTESTS - GIRLS | 418.68 | 0.00 | 0.00 | 0.00 | 418.68 |
| 574 TENNIS EQUIP GIRLS | 3,085.90 | 80.00 | 345.00 | 0.00 | 2,820.90 |
| 575 TRACK CONTESTS - BOYS | 1,996.38 | 0.00 | 0.00 | 0.00 | 1,996.38 |
| 576 TRACK EQUIPMENT - BOYS | 3,483.52 | 0.00 | 1,713.48 | 0.00 | 1,770.04 |
| 580 TRACK CONTESTS - GIRLS | 0.00 | 0.00 | 90.00 | 0.00 | -90.00 |
| 581 TRACK EQUIP - GIRLS | 5,726.82 | 0.00 | 2,407.50 | 0.00 | 3,319.32 |
| 585 VOLLEYBALL CONTESTS | -1,761.10 | 0.00 | 0.00 | 0.00 | -1,761.10 |
| 586 VOLLEYBALL EQUIPMENT | 6,330.55 | 0.00 | 0.00 | 0.00 | 6,330.55 |
| 590 WRESTLING CONTESTS | -5,662.97 | 0.00 | 0.00 | 0.00 | -5,662.97 |
| 591 WRESTLING EQUIPMENT | 2,442.89 | 0.00 | 0.00 | 0.00 | 2,442.89 |
| E ATHLETIC TEAMS Totals: | 24,558.16 | 80.00 | 8,331.26 | 0.00 | 16,306.90 |
| F CHEERLEADERS | | | | | |
| 612 DANCE TEAM | 78.31 | 0.00 | 0.00 | 0.00 | 78.31 |
| 620 FRESHMAN CHEER | -288.86 | 0.00 | 0.00 | 0.00 | -288.86 |
| 625 JV CHEERLEADERS | -1,047.35 | 0.00 | 0.00 | 0.00 | -1,047.35 |
| 630 VARSITY CHEERLEADERS | 486.42 | 961.00 | 1,702.47 | 1,000.00 | 744.95 |
| F CHEERLEADERS Totals: | -771.48 | 961.00 | 1,702.47 | 1,000.00 | -512.95 |

Current Cash Balance Report

ALL Data

Date: 03/01/2008 thru 03/31/2008

69 Arranged by:

Group ID and Activity Number

| Activity Number and Name | Beginning Cash | Receipts | Disbursements | Adjustments | Cash Balance |
|--|----------------|-----------|---------------|-------------|--------------|
| G MUSIC | | | | | |
| 700 BAND | 14,614.41 | 192.02 | 626.00 | 0.00 | 14,180.43 |
| 701 BAND UNIFORMS | 750.09 | 0.00 | 0.00 | 0.00 | 750.09 |
| 710 CHORAL MUSIC | 11,945.43 | 0.00 | 10.00 | 30.00 | 11,965.43 |
| 715 COLORGUARD | 0.00 | 0.00 | 0.00 | 0.00 | 0.00 |
| 720 MUSICAL | -253.99 | 17,023.50 | 4,762.05 | -30.00 | 11,977.46 |
| 725 MUSIC TECH/AUDITORIUM | 4,102.61 | 0.00 | 929.50 | 0.00 | 3,173.11 |
| 730 ORCHESTRA | 603.80 | 500.00 | 189.81 | 0.00 | 913.99 |
| 733 ORCHESTRA TRIP | 15.00 | 0.00 | 0.00 | 0.00 | 15.00 |
| 750 SHOW CHOIR | 10,791.88 | 112.95 | 2,347.75 | -394.00 | 8,163.08 |
| 760 BAND TRIP | 0.00 | 0.00 | 0.00 | 0.00 | 0.00 |
| 770 CHOIR TRIP | -1,331.00 | 28.00 | 24.65 | 0.00 | -1,327.65 |
| 775 Tri-M Music Honor Society | 2,241.91 | 50.00 | 0.00 | 0.00 | 2,291.91 |
| 790 MUSIC DONATIONS | 1,157.40 | 852.00 | 0.00 | 0.00 | 2,009.40 |
| G MUSIC Totals: | 44,637.54 | 18,758.47 | 8,889.76 | -394.00 | 54,112.25 |
| H TRANSPORTATION | | | | | |
| 800 TRANSPORTATION MISC | -971.32 | 0.00 | 190.15 | 0.00 | -1,161.47 |
| 810 TRANS FALL SPORTS | -14,811.79 | 0.00 | 0.00 | 0.00 | -14,811.79 |
| 820 TRANS SPRING SPORTS | -109.00 | 0.00 | 832.31 | 0.00 | -941.31 |
| 830 TRANS WINTER SPORTS | -10,443.69 | 465.00 | 4,931.64 | 0.00 | -14,910.33 |
| 840 TRANS FIELD TRIPS | -7,745.20 | 0.00 | 1,390.63 | 0.00 | -9,135.83 |
| 845 TRANSPORTATION BAND | -6,788.59 | 0.00 | 119.57 | 0.00 | -6,908.16 |
| 848 TRANSPORTATION SHOW CHOIR | -4,878.37 | 0.00 | 527.64 | 0.00 | -5,406.01 |
| 849 TRANSPORTATION MUSIC MISC | -906.38 | 0.00 | 1,743.42 | 0.00 | -2,649.80 |
| 850 TR DEBATE/FOR/DRAMA | -7,457.12 | 0.00 | 5,786.34 | 0.00 | -13,243.46 |
| H TRANSPORTATION Totals: | -54,111.46 | 465.00 | 15,521.70 | 0.00 | -69,168.16 |
| I ACADEMIC COURSE FINES | | | | | |
| 900 UNIDENTIFIED | 693.93 | 0.00 | 0.00 | 0.00 | 693.93 |
| 901 FOREIGN LANG FINES | 1,262.69 | 0.00 | 0.00 | 0.00 | 1,262.69 |
| 902 ENGLISH FINES | 1,459.91 | 0.00 | 0.00 | 0.00 | 1,459.91 |
| 903 MATH FINES | 2,936.47 | 0.00 | 0.00 | 0.00 | 2,936.47 |
| 904 SCIENCE FINES | 2,043.46 | 0.00 | 0.00 | 0.00 | 2,043.46 |
| 906 SOCIAL STUDIES FINES | 1,668.20 | 0.00 | 0.00 | 0.00 | 1,668.20 |
| 907 BUSINESS FINES | 112.00 | 0.00 | 0.00 | 0.00 | 112.00 |
| I ACADEMIC COURSE FINES Totals: | 10,176.66 | 0.00 | 0.00 | 0.00 | 10,176.66 |
| M BANKING (MONEY) | | | | | |
| 910 STARTING CASH | -5,516.29 | 415.88 | 2,000.00 | 4,200.00 | -2,900.41 |
| 915 UNASSIGNED DEPOSITS | 0.00 | 0.00 | 0.00 | 0.00 | 0.00 |
| 920 CHECKING ACCCOUNT | 4,977.41 | 165.45 | 0.00 | 0.00 | 5,142.86 |
| 930 MONEY MKT INTEREST | 26,083.90 | 2,132.81 | 0.00 | 0.00 | 28,216.71 |
| 940 CD INTEREST | 579.14 | 0.00 | 0.00 | 0.00 | 579.14 |
| M BANKING (MONEY) Totals: | 26,124.16 | 2,714.14 | 2,000.00 | 4,200.00 | 31,038.30 |
| Q FEE FUND - EXTRA CURRICULAR | | | | | |
| 1000 FIELD TRIPS FEE FUND | 6,421.44 | 476.48 | 0.00 | 0.00 | 6,897.92 |
| 2220 INTRAMURAL FEE FUND | 8,260.00 | 0.00 | 0.00 | 0.00 | 8,260.00 |
| 2410 DECA FEE FUND | 38,019.90 | 3,609.00 | 0.00 | 0.00 | 41,628.90 |
| 2411 DRAMA FEE FUND | 0.00 | 0.00 | 0.00 | 0.00 | 0.00 |
| 2418 FEA FEE FUND | 0.00 | 0.00 | 0.00 | 0.00 | 0.00 |
| 2612 DANCE CAMP FEE FUND | 0.00 | 0.00 | 0.00 | 0.00 | 0.00 |
| 2620 FR CHEER CAMP FEE FUND | 0.00 | 0.00 | 0.00 | 0.00 | 0.00 |
| 2625 JV CHEER CAMP FEE FUND | 0.00 | 0.00 | 0.00 | 0.00 | 0.00 |
| 2630 VARSITY CHEER CAMP FEE FUND | 0.00 | 0.00 | 0.00 | 0.00 | 0.00 |

Current Cash Balance Report

ALL Data

70 Arranged by:

Date: 03/01/2008 thru 03/31/2008

Group ID and Activity Number

| Activity Number and Name | Beginning Cash | Receipts | Disbursements | Adjustments | Cash Balance |
|--|----------------|------------|---------------|-------------|--------------|
| 2700 BAND FEE FUND | 1,338.00 | 0.00 | 0.00 | 0.00 | 1,338.00 |
| 2710 CHOIR FEE FUND | 2,474.50 | 0.00 | 0.00 | 0.00 | 2,474.50 |
| 2730 ORCHESTRA FEE FUND | 604.00 | 0.00 | 0.00 | 0.00 | 604.00 |
| 2733 ORCHESTRA TRIP FEE FUND | 0.00 | 0.00 | 0.00 | 0.00 | 0.00 |
| 2760 BAND TRIP FEE FUND | 0.00 | 0.00 | 0.00 | 0.00 | 0.00 |
| 2770 CHOIR TRIP FEE FUND | 14,899.60 | 8,074.00 | 0.00 | 0.00 | 22,973.60 |
| 5010 PARTICIPATION FEES | 37,066.00 | 1,630.00 | 0.00 | 0.00 | 38,696.00 |
| Q FEE FUND - EXTRA CURRICULAR Totals: | 109,083.44 | 13,789.48 | 0.00 | 0.00 | 122,872.92 |
| R FEE FUND - POST SECONDARY ED | | | | | |
| 7120 AP TESTS | 0.00 | 0.00 | 0.00 | 0.00 | 0.00 |
| R FEE FUND - POST SECONDARY ED Totals: | 0.00 | 0.00 | 0.00 | 0.00 | 0.00 |
| U NOT IN USE | | | | | |
| 122 | 0.00 | 0.00 | 0.00 | 0.00 | 0.00 |
| 152 | 0.00 | 0.00 | 0.00 | 0.00 | 0.00 |
| 180 | 0.00 | 0.00 | 0.00 | 0.00 | 0.00 |
| 181 | 37,400.33 | -37,400.33 | 0.00 | 0.00 | 0.00 |
| 183 | 0.00 | 0.00 | 0.00 | 0.00 | 0.00 |
| 184 | 0.00 | 0.00 | 0.00 | 0.00 | 0.00 |
| 226 | 0.00 | 0.00 | 0.00 | 0.00 | 0.00 |
| 272 | 0.00 | 0.00 | 0.00 | 0.00 | 0.00 |
| 273 | 0.00 | 0.00 | 0.00 | 0.00 | 0.00 |
| 332 | 0.00 | 0.00 | 0.00 | 0.00 | 0.00 |
| 372 | 0.00 | 0.00 | 0.00 | 0.00 | 0.00 |
| 416 | 0.00 | 0.00 | 0.00 | 0.00 | 0.00 |
| 536 | 0.00 | 0.00 | 0.00 | 0.00 | 0.00 |
| 600 | 0.00 | 0.00 | 0.00 | 0.00 | 0.00 |
| 610 | 0.00 | 0.00 | 0.00 | 0.00 | 0.00 |
| 635 | 0.00 | 0.00 | 0.00 | 0.00 | 0.00 |
| 735 | 0.00 | 0.00 | 0.00 | 0.00 | 0.00 |
| U NOT IN USE Totals: | 37,400.33 | -37,400.33 | 0.00 | 0.00 | 0.00 |
| Z INVESTMENTS | | | | | |
| 950 OSB-MONEY MKT PLUS | -411,742.47 | -1,221.93 | 910.88 | 0.00 | -413,875.28 |
| 960 OSB - JUMBO CD | 0.00 | 0.00 | 0.00 | 0.00 | 0.00 |
| Z INVESTMENTS Totals: | -411,742.47 | -1,221.93 | 910.88 | 0.00 | -413,875.28 |
| Report Totals: | 189,947.87 | 54,555.03 | 92,808.97 | 0.00 | 151,693.93 |

Cynthia Homella 4-14-08
Accounting Clerk

Richard L. Kolowski 4-14-08
Principal

ALL Data


Current Cash Balance Report


Arranged by:

Date: 03/01/2008 thru 03/31/2008

Group ID and Activity Number

| Activity Number and Name | Beginning Cash | Receipts | Disbursements | Adjustments | Cash Balance |
|----------------------------------|------------------|------------------|---------------|-------------|------------------|
| A SUMMER SCHOOL ACCOUNTS | | | | | |
| 100 Elementary Summer School | 2,295.00 | 14,700.00 | 0.00 | -95.00 | 16,900.00 |
| 120 Middle School Summer School | 375.00 | 3,250.00 | 0.00 | 0.00 | 3,625.00 |
| 130 Senior High Summer School | 15,680.00 | 10,830.00 | 300.00 | 0.00 | 26,210.00 |
| 140 Special Education | 0.00 | 195.00 | 0.00 | 95.00 | 290.00 |
| 145 Special Education Preschool | 0.00 | 0.00 | 0.00 | 0.00 | 0.00 |
| 150 Interest | 1,948.66 | 22.32 | 0.00 | 0.00 | 1,970.98 |
| 160 Food Service Refunds | 156.45 | 0.00 | 0.00 | 0.00 | 156.45 |
| 170 MNHS AP | 100.00 | 0.00 | 0.00 | 0.00 | 100.00 |
| 175 MNHS IB | 0.00 | 0.00 | 0.00 | 0.00 | 0.00 |
| 180 MSHS AP | 0.00 | 0.00 | 0.00 | 0.00 | 0.00 |
| 185 MWHS AP | 0.00 | 0.00 | 0.00 | 0.00 | 0.00 |
| A SUMMER SCHOOL ACCOUNTS Totals: | <u>20,555.11</u> | <u>28,997.32</u> | <u>300.00</u> | <u>0.00</u> | <u>49,252.43</u> |
| Report Totals: | 20,555.11 | 28,997.32 | 300.00 | 0.00 | 49,252.43 |


 Linda K. Mohlman, DSAC
 Executive Secretary


 Chris Hughes, DSAC
 Accounting Manager

Minutes
Budget Retreat
May 12, 2008

The members of the Board of Education Committee of the Whole met on Monday, May 12, 2008 at 7:00 p.m. at the Don Stroh Administration Center, 5606 South 147th Street. The evening agenda was a review of the expense and revenue projections in the development of the 2008-2009 budget.

PRESENT: Brad Burwell, Mike Kennedy, Jean Stothert, and Dave Anderson

ABSENT: Mike Pate and Linda Poole

The expense projections are at 7.5%, which includes a 4.5% salary and benefits for current staff increase, an enrollment growth of about 2.0%, and a 1.5% for opening a new school and other expenses. The revenue projections include \$1.1 million in re-certified state aid and \$3 million in property taxes, so the revenue increases amounts to \$4.1 million.

By increasing the budget from last year (\$175.5 million), at 7.5% it creates a budget of \$188.7 million, which is a \$13.2 million increase for 2008-2009. However, when deducting the \$3.0 million in property taxes, and the \$1.1 million from state aid it leaves a shortfall of \$9.1 million.

Ken Fossen gave the board several options where the district could make up the shortfall. Board members especially wanted to stay away from increasing taxes, or taking funds out of the classrooms. There were several options offered by Ken Fossen that the board members agreed were certainly viable.

Brad Burwell adjourned the meeting



CHAIRMAN

May 14, 2008

TO: Board Members

FROM: Amy Friedman

RE: Employees of the Month

The Employees of the Month for May are Ellie Majkowski, language arts teacher at Andersen Middle School and Becky Maschka, multi-categorical special education paraprofessional at Morton Elementary.

AF:sp

AGENDA SUMMARY SHEET

AGENDA ITEM: Second Reading of Policy 10,001

MEETING DATE: May 19, 2008

DEPARTMENT: Educational Services

TITLE AND BRIEF DESCRIPTION: Second Reading of Policy 10,001: Mini-Magnets

ACTION DESIRED: Approve Policy


BACKGROUND: Policy 10,001 and Rule 10,001.1 were written to provide a mechanism by which District Mini-Magnets could be created and implemented. Rule 10,001.2 focuses on Center Schools for low enrollment buildings.

RECOMMENDATIONS: Approve Policy

STRATEGIC PLAN REFERENCE: None

TIMELINE: Immediate implementation

RESPONSIBLE PERSON(S): Mark Feldhausen, Assoc. Supt.;
Carol Newton, Director of Elementary and Early
Childhood Education

SUPERINTENDENT'S APPROVAL: 

BOARD ACTION:

Site-Based Planning and Management

10001

Mini-Magnets

The Board of Education of the Millard Public Schools No. 17, supports the philosophy of alternative programs and parental choice, henceforth called mini-magnets as called for in the District Strategic Plan. The criteria of a mini-magnet addresses a specific unmet educational need that does not duplicate existing programs or methods already in place and does not jeopardize current programs for the majority of students. The proposed mini-magnet does not put undue stress on the District for sufficient staff, staff training, resources and facilities.

The philosophy of mini-magnet development shall be evident in the Millard School District through the opportunity of personnel, parents, community members, and students when appropriate, to collaborate in the design and implementation of (1) mission statement, (2) goals, (3) yearly developed activities, (4) curriculum selection, (5) instructional methods, (6) staff selection, and (7) evaluation methods. Mini-magnets will abide within the District policy and guidelines, District strategic plan, District assessments and outcomes, and function within the budget constraints given.

While fully supporting these collaborative efforts, the Board recognizes its ultimate authority and responsibility for decisions, which impact the direction of education in the Millard Schools.

~~This policy and related guidelines will be reviewed by the Board of Education on an annual basis.~~

Policy Adopted: February 16, 1998

Millard Public Schools
Omaha, NE



Millard North High School • 1010 So. 144th St. • Omaha, NE 68154-2899 • (402) 691-1365 • (Fax) 691-1336

May 12, 2008

Ms. Jean Stothert
Millard Board of Education
5606 S. 147 Street
Omaha, NE 68137

Dear Ms. Stothert:

We are pleased to recommend the following students, who are scheduled to complete all prescribed graduation requirements, as recipients of high school diplomas at commencement exercises on Saturday, May 31, 2008 at 10:00 a.m. at the Omaha Civic Auditorium. In the event that any student(s) fails to meet the prescribed standards for graduation, he/she will not participate in the commencement exercises.

Respectfully submitted,

A handwritten signature in black ink that reads "Brian Begley".

Mr. Brian Begley
Principal

A handwritten signature in green ink that reads "Greg Tiemann".

Mr. Greg Tiemann
Assistant Principal

Audrey Lynn Adams
Sidney Leigh Adams
Laura S. Adler
Ankit Agrawal
Ankur Agrawal
Elias Ahmad
Aunum Pervez Akhter
Angela Kay Alexander
Leah Marie Alexander
David Bradley Allen
Erik Jeffrey Allen
Hafiza Amini
Kayla Andersen
Alex Rachelle Anderson
Daniel Neil Anderson
Kevin Comfort Anderson
Rachel Lea Anderson
Allison A. Arndt
Camden A. Arnold
Benjamin Daniel Arnt
Samantha M. Ashcraft
Shaddi Anthony Assad
Lani Brooke Ayres
Holly Jo Babutzke
Michael Cameron Bachman
Christopher Michael Bahr
Lauren M. Bahun
Alyssa Marie Bailey
Melissa S. Bailey
Justin Harold Bainbridge
James D. Bakunas
Scott G. Banghart
Michaela Paula Barboza
Angela Rose Barney
Michael Joseph Barrett
Jessica M. Bascom
Christina U. Basile
Aidan Edward Bass
Kara Ashley Baudler
John M. Baumert
Ryan Beaini
Charlotte M. Belk
Allison K. Bell
Benjamin Joseph Bellmore
Emily Anne Bennett
Brent A. Benson
Ailsa E. Bentley
Dustin Charles Bergmeier
Mike J. Bernhardt
Jade Patrice Bertsch
Abigail Rae Bess
Arjun Bhalla
Taylor P. Biallas
Mark Andrew Bingham
Jeffrey M. Birch
John G. Boer
Sarah Elizabeth Bolter
Karen Briseida Bonilla
Amber Marie Borchers
Eric B. Bosco
Douglas Richard Bossé
Blake Allen Bouckhuyt
Keelin Christine Bourne
Kayla Ann Bowers
Brandon M. Boyd
Jessica LeeAnn Brandt
Sara Marie Brekken
Stephanie Lauren Brennan
Matthew Brisson
Nicholas Bradford Britton
Levi Judah Bross
Andrew H. Brown
Jenifer Lynn Brown
Michael Ryan Brown
Bryan Guy Guilford Burgess
Douglas Robert Burgess
Paige M. Burnett
Samantha R. Burnette
Colin Robert Burns
Karli Kristina Burt
Ann Kathleen Butler
Brett M. Byman
Jordan S. Callahan
Andrew Joseph Campagna
Mallory A. Campagna
David William Campbell
Daniel Charles Canfield
Laura Rose Caragiulo
Adam Tyler Carlson
Derek Scott Carmody
Laura Elizabeth Carper
Erin Elizabeth Carter

Brittini Marie Case
Erin Lynn Casper
Malinda Leigh Caudle
Jon Cavanaugh
Laura Linn Chambers
Randy A. Chard
Thao Nguyen Che
Nicholas Anthony Chickinelli
Mitchell J. Chitwood
Matthew S. Christensen
Armana C. Christianson
Kylan John Clanton
Jesse Daniel Clark
Brooke Elizabeth Claxton
Michaela Lynn Clem
Ryan Coffey
Erin Nicole Coleman
Derek Adam Collins
Benjamin Patrick Connell
Christopher Cook
Cory Matthew Cool
Ellyse Nicole Coombes
Meg Elizabeth Corbett
Jacob Thomas Correll
Nikolas Shane Courtney
Martha Cruz
Grace Kathleen Culler
David Samuel Cummings
Myra B. Curiel
Eric Cyr
Melisa Marie Dalton
Kelsey Lyn Davis
Everett R. deBoer
Andrea Elizabeth Dellovechio
Benjamin T. Denich
Abigail Louise Dennell
Brian M. Derby
Ricky Joseph Dettmer
Joe Diamond
Erik Dickinson
Nathan Dietrich
Adair Katherine Dietz
Elizabeth Marie Dineen
Cassandra Leigh Doering
Gerad Francis Donahue
Rayelle Dooley

Nicholas David Doty
Ryan Michael Dowling
Jordan Robert Drelicharz
Katelyn Ann Duell
Amber Lynn DuRae
Jacob Jay Eary
Alexander D. Eckhart
Alexander Clayton Edmonds
Benjamin Lucas Eggert
Nathan Michael Eipperle
Kianna Yvonne Elahi
Logan T. Epps
Daniel James Edward Erickson
Francesca Thorne Erickson
Matthew David Estabrook
Alyssa Kay Evans
Alison Kate Ewoldt
Holly Anne Fech
Christopher L. Ferris
Brent M. Feyereisn
Mallory Nichole Finley
Julia Mary Fischer
Christopher Thomas Fisher
Justin Fisher
Sean Michael Fisher
Mallory Dee Flynn
Kathryn Elizabeth Foley
Brittany Anne Ford
Jerrell Dominique Foster
Taylor Collins Foster
Victoria Southwick Fox
Brian Andrew Frahm
Paul Anthony Franco
Kelly J. Frank
Andrew T. Fray
Isaac Robert French
Michael Abraham Friedman
Kelsey L. Friend
Benjamin Daniel Frock
Jason L. Frost
Benjamin Paul Fuhrer
Rebecca Kimberly Fuhs
Katelyn Marie Furlong
Sam K. Gaeta
Joseph Bryce Gammel
Ahmed Gandul

Amanda Sue Ganow
 Samuel A. Garcia
 Bi Ge
 Rachel Clare Gehringer
 Michael A. George
 Elizabeth L. Giles
 Emily Giller
 Ben A. Gilsdorf
 Heath Thomas Glover
 Russell J. Glover
 Samuel R. Glover
 Jessica Marie Gomez
 Jennifer Lauren Goodbarn
 Ashley Marie Goodenough
 Clay R. Goodwin
 Amy Gorans
 Wesley Michael Gorans
 Connor Lee Gorby
 Rachel Michelle Gordon
 Salvatore Joseph Gottuso
 Melissa Jan e Gowen
 David John Graeber
 Christopher William Graham
 Megan Lynn Grandgenett
 Ryan Matthew Grandgenett
 Hope E. Gray
 Daniel George Green
 Bridget Ann Gremm
 Katie Marie Gresham
 Joshua Phillip Griffen
 Blake Robert Griffiths
 Matthew Scott Grimes
 Michael Richard Gross
 Jenna Christin Grubb
 Richard Michael Gude
 Calvin F. Guerrero
 Abigail M. Gunnink
 Ebon Marcelle Gurley
 Morgan Richelle Gyhra
 David S. Hagenhoff
 Alyssa Avery Hale
 Ethan Axel Hall
 Joseph Donald Hall
 Theresa Ann Halligan
 Evan Lee Halpain
 Alican Alt Hamzaoglu

Jeffrey Shayne Hanks
 Mina E. Hanna
 Anna Grace Hansen
 Emma Rose Hansen
 Ryan Thomas Hansen
 Hamza Samin Haqqi
 Jennifer Marie Hasiak
 Haley Nicole Hatter
 Jessica K. Haworth
 Jonathan Dale Hawthorne
 Lisa Marie Hays
 Kelly Elizabeth Heflin
 Brenda Diane Heim
 Jordan Tyler Helms
 Sonja R. Helstrom
 Jennifer L. Hemstreet
 Nicolas A. Herink
 Mishell Merlan Hernandez
 Ashley Marie Herring
 Adam L. Hill
 Brady John Hohl
 Chelsea Janae Hoie
 Michael J. Holbrook
 Kristin A. Holdorf
 Melanie Leanne Holm
 Justin A. Holman
 Sean James Holohan
 Benjamin David Homer
 Samantha Rachelle Hope
 Daniel David Hoppen
 Madeline Joyce Howard
 Taylor Alan Howell
 Bryan A. Huber
 Laurie Huber
 Emily A. Huff
 Kyle Jeffrey Huston
 Jennifer Dao Thi Anh Huynh
 Veronica M. Imes
 Benjamin E. Jackson
 Lucas Lee Jacobsen
 Thomas Michael Jaekels
 Kyle D. Janda
 Alexandra P. Janky
 Nicholas Evan Jansen
 Felandis Jefferson
 Carla Jean Jenson

Casey A. Jergenson
Alexandra Claire Johannes
Allyn Elizabeth Johnson
Brooke Chanel Johnson
Geoffrey D. Johnson
Jordan T. Johnson
Kara L. Johnson
Laura Patricia Johnson
Stephan A. Johnson
Tyler Ray Johnson
Zachary Joseph Johnson
Mathew Gunnar Johnston
Cayle Lauren Jones
Kevin W. Jones
Emily S. Karm
Michael A. Katelman
Megan Rae Keathley
Lyndee Marie Keen
Jessica Sarah Keit
Brent William Kelderman
Sarah Mauston Kemp
Christopher M. Kenney
Amber Nicole Kenyon
Matthew J. Kerrigan
Lauren E. Kieny
Kassandra Renee Kingsbury
Kelli Jo Kirkendall
Megan M. Klasna
Jamee Lea Klein
Tyler M. Klingemann
Devon Klinger
Benjamin James Martin Kloos
Zachary Alan Knott
Kyle D. Knutson
Brett Nicholas Koehn
Garrett William Koepke
Christopher Lucas Koesters
Justin A. Kofoed
Patricia Grace Kolar
Brittany Lynn Koons
Kristen N. Koseluk
Anastasia Sergeivna Kozyleva
Thomas James Kriegler
Meganne Mae Kriha
Olivia Anne Krueger
Joshua Taylor Kucera

Logan A. Kuch
Steven J. Kuhn
Kasi Lynn Kuta
Blake Logan Lamay
Scott D. Lamay
Megan M. Landolt
Kyle J. Lanoha
Lauren Nicole Larson
Rachel Marshelle Latner
Carolyn Latta
James M. Latta
Dillon A. Laurent
Vu Le
Ben J. Leahy
Matthew Scott Leeper
Marcus Leo Lenihan
Eric A. Leuck
Arielle R. Levine
Tyler E. Lieberth
Amanda L. Linn
Taylor E. Lockett
Kaitlin Siera Long
Christopher James Lucas
Amanda Marie Ludes
Katie Jane Luedtke
Breanne Lynn Luther
Duong C. Ly
Erika D. Mackin
Chase Austin Magnett
Marcy June Mantz
Danielle Leigh Marhenke
Rebecca Jean Marquardt
Amber Lynne Marsh
Matt R. Marshall
Danielle Renee Martin
Allison Leigh Maspons
Zachary Scot Mass
Elizabeth Rose Mattern
Fayrina Gale Mattson
Derek R. McBride
Erin Marie McCarthy
Carly C. McCord
Matthew Stephen McCown
Kelly Elizabeth McCullough
Laura Irene McFayden
Allison Anne McGillick

David R. McInnis
 Joseph McKernan
 Scott M. McLaughlin
 Christopher Robert McNary
 Whitney Christina Joy Medlock
 Adam Samuel Meiches
 Nick Meier
 Matthew Paul Mejstrik
 Jessica Melo
 Yibran Mercado
 Tara Louise Mesward
 Douglas M. Meyer
 Steven L. Meyer
 David L. Millard
 Anthony Richard Miller
 Brittany Jean Miller
 Emily R. Miller
 Kirsten A. Miller
 Christopher Thomas Mimick
 Kate Marie Moackler
 Justin James Mohr
 Rachael L. Monsky
 Kari Ann Moody
 Jamison Darnell Moore
 Joseph G. Moore
 Brianna Lindsey Moran
 Jeanie Marie Morey
 Kimberly Elizabeth Morss
 Elena Jana Moser
 Austin John Muench
 Dallas James Muenster
 Grant Charles Muessel
 Anna W. Munzesheimer
 Alyson Spaak Muss
 Taylor L. Nafziger
 Craig Michael Nashleanas
 Patrick E. Neff
 Austin Nelson
 Emily Ann Nelson
 Jeffrey W. Nelson
 Kylee Elizabeth Nelson
 Alexis Andréa Neugebauer
 Brian Michael Newton
 Heather N. Newton
 Courtney Lea Nicola
 Marciyanna Joyce Anne Nielsen

Christen Blaire Nino De Guzman
 Courtney Lynne Nix
 Shawn M. Nixon
 Madeline Jean Nolan
 Ryan R. Norton
 Nicholas Preston Norys
 Jake Nowak
 Rachel Ann Oasan
 Staci Renée O'Connell
 Erica I. Odegard
 Mike W. O'Hara
 Jennifer O'Kell
 Johnathan R. Olberding
 Taylor Matthew Olberding
 Cody William Olsen
 Kirsti Marie Olson
 Nathan T. Olson
 Allison J. Opitz
 Christopher Park Orehek
 Samuel David Orsi Jr.
 Michael J. Osborn
 Kayla Michelle Ostronic
 Jeffrey T. Packer
 Christina Padanilam
 Jacob R. Pahls
 Michael Courtney Parisen
 Nicole A. Partch
 Yuliya Partem
 Joseph R. Pedersen III
 Corey A. Perry
 Samuel T. Perry
 Allison Renee Peterson
 Jessica L. Petty
 Nicole C. Petty
 Jacob Michael Pfeifer
 Justine Alexandra Pfeifer
 Jared T. Pflug
 David Tran Pham
 Trey Steven Pick
 Bruce Landon Piercy
 Brittany Michelle Pierson
 Robert Mitchell Pirnie
 Michael Frances Pistillo
 Monica Nicole Polak
 Zachary B. Pollard
 Kylie Elizabeth Pont

Amanda Faye Poore
Zachary John Powers
Stephanie Lyné Pravecek
Megan Elizabeth Preston
Derek T. Prinz
Rachel Irene Push
Erik E. Putler
Casey Putnam
David Lee Radloff
Judith Lynn Radloff
Niveditha Rajagopalan
Hannah E. Rasmussen
Walter G. Reed
Adam Jonathan Reese
Brittany Elizabeth Reese
John Ross Rehmann
Stacy A. Renfrow
Hayley Nicole Renshaw
Jared J. Ricchini
Bryan Richards
Nicholas Michael Ridder
Trenton Michael Rieman
Eric Donald Ringblom
Rance Daniel Ristau
Connor Robert Ritzdorf
Sean Patrick Roberts
Austin James Rodenbiker
Jenna Louise Romano
Megan Jane Romero
Chelsea Leigh Rothanzl
Matthew Steven Runge
Katie M. Running
Gregory L. Saffles
Freshta Sahaq
Nikolai Salkin
Brooke Renee Salomon
Bobby Salisbury
Whitney Michelle Santi
Cecelia Jordan Sass
Jessica Marie Sattler
Brittany J. Scarpino
Jana Lynn Schaaf
Hunter M. Scheer
Alexander D. Schincke
Patrick James Schlehber
Emily A. Schlichting
Ethan Michael Schmidt
Michael R. Schneider
Justin B. Schoening
Haley Micae Schulz
Austin Robert Schwery
Alex David Sedlacek
Josh R. Selvig
Shelby Madison Sempeck
Lindsay E. Shaffer
Patrick C. Shanahan
Kyle Michael Sheil
Kaylee Jo Shickell
Anastacia Marie Shipley
Taylar Morgan Shull
Nathan Siahpush
Joshua Alan Simon
Melissa A. Slocum
Ethen Gerrett Slotten
Hannah Marie Smith
Jacob Daniel Smith
Dia Marie Snyders
Kelsey Lea Solberg
Anastasia Mercedes Spracklin
Daniel G. Springer
Kassidy Marie Stanbrough
Steven James Stark
Nicole M. Staton
Lindsay Renee Stearns
Brandea R. Stickler
Matthew G. Stom
Monica Brittney Stuhr
Douglas James Suchan
Zachary J. Summers
Ami J. Suthar
Ryan Neal Sutton
Rebecca Jane Swanson
Tyler S. Swanson
Brandon G. Swartz
Lucas S. Sweet
Kristopher Charles Szymczak
Trevor Patrick Taylor
Tyler Gary Tews
Chelsea Alexandria Theisen
Mary Jordan Thomas
Brian Thomas Thorson
Raymond Matthew Thurber

Timothy William Tiemeyer
David James Timm
Kara Aileen Tischer
Andrea Michelle Tomaszkiwicz
Matthew Tomaskiewicz
Diana T. Tran
Duke Tyler Trant
Eric Michael Traut
Benjamin Joseph Triplett
Alexandra Kaja Trites
Scott Richard Truckenbrod
Katherine Elizabeth Trygg
Alisa Tryon
Jason Daniel Tucker
Miriam Elizabeth Tucker
Kaylyne Elizabeth Tull-Sullivan
Brandon Douglas Tullock
Kathleen E. Turco
Eugene Turetsky
Derek Mitchell Ulch
James B. Vair
Casey Brooks Vande Mheen
Robert W. Vanderveen
Brittany Lynn VanIperen
Taylor C. Vaughn
Brianna Mae Vest
Lydia Anne Vittetoe
Chrystal M. Vohs
Tyrone Julicious Wade
Nicholas Allen Wages
Katelyn Sue Walter
Katie J. Walter
Katie Marie Walter
Keeley Maureen Warren
Claire Watson
Daniel J. Weak
Timothy Michael Weak
Caitlin Burnett Weaver
Travis J. Webster
Bryan M. Weibusch
Andy J. Weiss
Kyle Leighton Wells
Matthew David Welton
Kimberly Ann West
Raechel Lynn West
Alexa Anne Weston

Madeline Renae Weston
Anna K. Weyhrich
Billy Ray Wheat
Christofer James Whitaker
Lauren Pauline White
Matthew W. White
Katherine Marie Wies
Eric M. Wilkens
Matthew Taylor Williams
Sarah Jean Williams
Jordan Lyle Wilson
Robbie Wingfield
Jake Wise
Kelsey Lee Wise
Sasha Lynn Withers
Nathan William Wood
Michael Ryan Woodson
Laura K. Wooster
Michael W. Wrenn
Abigail Lynn Wutkin
Laura R. Wyant
Stanislav V. Yavid
Sarah Marie Yearsley
Arthur K. Young
Benjamin K. Young
Lesia M. Young
Christopher Aryn Zabawa
Janelle Lynn Zach
Sara Elizabeth Zehnacker
Ali Michele Zeleny
Evan Zeno
Katharine SiJia Zhu

Millard South High School • 14905 "Q" St. • Omaha, NE 68137-2599 • (402) 715-8268 • (Fax) 715-8472

May 12, 2007

Mrs. Jean Stothert
President
MILLARD BOARD OF EDUCATION
5606 So. 147th St.
Omaha, NE 68137

Dear Mrs. Stothert:

I am pleased to recommend the following students listed, who as of this date are scheduled to complete all prescribed graduation requirements, as recipients of high school diplomas at Commencement Exercises on Saturday, May 31st at 1:00 PM. Should any student fail to complete all prescribed graduation requirements, they will not receive a diploma on Graduation day.

Akpene Adjo Abalekpor
Bruce Daniel Abraham
Vanessa Ann Adair
Corey Robert Adelson
Miranda Gabrielle Aden
Trevor Thomas-Howard Aden
Skylar E. Aegerter
Bridget LaRae Agnew
Jessie R. Albrecht
Christopher Lee Andersen
Michelle Ann Arellano
Taylor James Arment
Erin Kaye Atkinson
Kyle P. Austin
Nicole Marie Austin
Erica R. Bacani
Shon Michael Bahr
Branden L. Baker
Pauline Marie Baker
Christianne Elyse Bakewell
Brandon L. Banik
Nicole Marie Barton
Celeste Arielle Baumert
Chad Beal
Brian Matthew Becker
Keaton James Beckwith
Ashley Ann Bell
Daniel R. Bellizzi
Levi Jordan Belmont
Benjamin J. Beran
Brandon Bergmann
Chelsey Renee Bessire
Bret A. Bible
Anthony Blake
Barbara Catherine Bles
Caitlin Leanne Bloomquist
Christina M. Blum
Richelle N. Blum
Nichole L. Boden
Jesse Sean Bonacci
Nicholas J. Bonacci
Danielle Nicole Boncordo
Joseph Edwin Borgeson
Ben Bosco
Sarah Marie Boucher

Jill Nicole Brady
Kelly Christine Bramlage
John Brandquist
Cassandra Lynn Brannan
Ryan David Bray
Adam M. Brenfoerder
Kyle Z. Brom
Justin Michael Brooks
Philip G. Brooks
Tyler D. Brown
Sydney Rose Broyles
Nate Broz
Michael Joseph Bruch
Hannah Marie Buckingham
Christina Marie Burger
Adelle Lillias Burk
Patrick Kent Burkhart
Cassandra L. Burks
Cameron Dustin Burns
Ashley Nicole Busboom
Steven John Caniglia, II
Brittany Louise Caron
Tom Carraher
Barney Warren Carter, V
Jacquie Catalano
Mark Kimball Cavaleri
Michael Patrick Caveny
Nicole M. Chizek
Tyson Christiansen
Airecel Lee Cisneros
Jennifer Michelle Citro
Chelsey R. Clapper
Elwood Elvy Clark
Alexandra J. Clatterbuck
Kelsey D. Clowe
Morgan Nicole Coffey
Kara L. Coffin
Danielle Lynn Cole
Christopher A. Coleman
Michaela Mae Collins
John Comstock
Alexandra Lynn Cook
Tuesdai Christian Cooper
Dallen Robert Cornwell
Jessica Marie Costello

Jake Covey
Megan Crawford
Angelica J. Creel
Jeanna R. Croft
Bradley Vaughn Crowell
Allison M. Croy
Cody Paul Cubrich
Kristen Elizabeth Culotta
Andrew R. Culver
Cordarryl Q. Curry
Kathleen E. Curtis
Camilla Cusani-Visconti
Kelsey Lee Cuvelier
Marisa Cuvelier
Stacy Lynn Dailey
Matthew J. Darr
Giovanni K. Davey
Kimberly M. Davidson
Josie Lynn Davis
Logan D. Davis
Logan Dean
David L. Deibert
Colton Steele Demarest
Christopher P. Diehm
Christopher DiGiacinto
Kyle H. H. Dinning
Stephanie Dirks
Larry D. Dobney
Jacob Otto Dolezal
Corey James Donohue
Sean R. Dougherty
Sara Kathleen Drake
Derrick T. Dubé
Jessica Rae Duling
Kenneth E. Duncan
Elizabeth Nicole Eller
Andrew Ellis
Kyle Andrew Erixon
Nathan Zachary Essink
Ryan Michael Evans
Garrett Kinyon Fangmeyer
Daniel N. Fannin
Britnee Lee Felici
Derek J. Fetherkile
Madison J. Fickel

Matthew A. Filkins
Max James Fischer
Karen C. Flynn
Joshua Craig James Fowler
Sarah Lynn Franklin
Ashley Leanne Freeman
Joseph Michael Froistad
Kathryn C. Gallagher
Joshua D. Garrens
Tom Garrett
Scott Garrett
Debanjan Kumar Ghosh
Brandie Glade
David J. Gleason
Allison Marie Goodman
Jessica Ranae Gorat
Andrew Bradley Gosnell
Jason L. Graham
Kyle S. Grant
Katherine Elizabeth Gregory
Daniel A. Gresham
Rachel Jeanne Griffin
Abygail Christine Gross
Martesha Grovijohn
Jacob Zane Gruber
Kent Richard Gunderson
Jessica M. Gunzelman
James Bijan Hamzhe
Kenneth Michael Hanrahan
Ryan Cameron Hanson
Chloe Ardythe Harding
Justin A. Hargan
Samantha Harkendorff
Joseph Fredrick Hausman
Amber N. Hausmann
Keri Kaitlin Hawhee
Steven M. Hawley
Shawn T. Haynes
Chloe Elise Heil
Ashley Lauren Hein
Zachary A. Heit
Kadina Nicole Henderson
Emily Ann Hendrix
Krista Leigh Hericks
Valeria E. Hernandez

Carrie Lynn Herr
 Ryne A. Higgins
 Leah M. Hitt
 Jordan W. Hodges
 Sara Elizabeth Hook
 Anna M. Hornback
 Autumn Dawn House
 Dianne E. Hradsky
 Sonja Jane Hubbard
 Brandt Huff
 Emily Nicole Huff
 Ethan Noel Huff
 Michael Scott Hufferd
 Zachary E. Hultquist
 Mitchell James Hunt
 Shelby Ann Hutchings
 Anastasia K. Jackson
 Jordan A. Jackson
 Tayler Marie Jackson
 Lea Jakobsen
 Jennifer Rose Janovich
 DeAnna Nicole Jenkins
 Holly C. Jernstrom
 Emily Caitlin Johansen
 Christian David Johnson
 Heather L. Johnson
 Angela Carol Jones
 Robert A. Juarez, Jr.
 Kayla Irene Kai
 Kyle Jeffery Kalinosky
 Tara R. Kalkwarf
 Lisa Ann Kaplinger
 Kayleen M. Kappius
 Elin Karadottir
 Cody J. Kasat
 Christopher Thomas Kelsey
 Samantha Elyse Kenik
 Tyler Lawrence Kennedy
 Ryan E. Kholousi
 Ashlee LaChelle Kiea
 Jonathan Scot Kilgore
 Alex T. King
 Megan Nicole King
 Victoria M. King
 Kristin Lynn Kloppenburg
 Katie Marie Knudson
 Travis John Knutson
 Alexander T. Koenig
 Mallori Jean Koetje
 Ana K. Koppany
 Nicole Rene Koster
 Kayla C. Kowalski
 Nicolas Koziol
 Anthony Kyle Krejci
 Tanya Nicole Krof
 Kylie Sue Kryszak
 Justin A. Lad
 Bryanna Marie LaHinda
 Jessica Lamb
 Christopher W. Lander
 Justin Thomas Landon
 Justin R. Langenfeld
 Logan R. Larkin
 Elizabeth Ann Larrick
 Kayleigh Marie Laufenberg
 Brittany Rae Leach
 John James Lehn
 Judd Andrew Leinum
 Adam Scott Leko
 Jill A. Lenz
 Christina Marie Leonard
 Diana Jo Lessner
 Rhonda Lynn Lessner
 Amanda Lieser
 Phillip E. Lind
 Tyler K. Lind
 Kaitlynn M. Livasy
 Brian Charles Logan
 Aliecia Sue Lottman
 Rebecca J. Lowery
 Christina L. Lucas
 Moniea Luczynski
 Joshua M. Lyons

Reneé Elisabeth Mahoney
 Jacob Thomas Mancuso
 Samantha A. Mangiameli
 Kyle G. Manley
 Lindsey M. Mann
 Mitchell Stewart Mansur
 Christopher James Marble
 Daniel J. Marcum
 Carly C. Martin
 Karoline Martinez Orozco
 Emily Michelle Mason
 Daniel T. Masters
 Elizabeth A. Masters
 Bianca C. Mata
 Kyle William McBreen
 Sarah Lynn McCoy
 Bradley J. McCullough
 Heather Nicole McGinness
 Daniel McGinnis
 Hunter K. McKelvey
 Daniel Joseph McKenzie
 Courtney L. McLaughlin
 Joe LeRoy McManis, Jr.
 Andrew T. McNally
 Patrick T. McNally
 Michael A. McTaggart
 Allison Marie Mellick
 Jose M. Menchaca
 Leia R. Mercer
 Jared Daniel Meyer
 Joshua Lee Meyer
 Ryan Scott Meyer
 Ryan P. Miecek
 Mathew A. Mickeliunas
 Erin Justine Mickey
 Branden James Miklas
 Kenzie Mohlman
 Erik Andrew Molin
 Erin M. Mollner
 Alex C. Moore
 Scott Ishii Moquin
 Ronald M. Morris
 Steven Lisle Morrison
 Colin James Morrissey
 Presley Maree Morten
 Jessica Marie Munro
 Andrew J. Nabity
 Chad Aaron Nanfite
 Cecelie D. Napier
 Andrew J. Nelson
 Brandin D. Nelson
 Jacob G. Neumayer
 Matthew Neville
 Brett Michael Newman
 Aimee N. Nichols
 Joren James Nieholsen
 Simon Nicksieh
 Lacie Jean Nielsen
 Benjamin Jacob Nikolas
 Terrence Richard Noland
 Joshua J. Novak
 Dustin A. Nussrallah
 Steven Michael Odum
 Chandler C. Olmo
 Lindsay Kathryn Olsen
 Jeremy Ryan Olson
 Kyle Andrew Olson
 Sara Elizabeth Oltrogge
 Katherine C. Onumbu
 Mallary Lei Oropeza
 Matthew M. Ostien
 Tyler Alexander Otis
 Brittney Rene'e Otte
 Jamie Lynn Ourada
 Ryan Matthew Pakes
 Tonya C. Panowicz
 Sarah Opal Parkison
 Amber L. Parys
 Gregory Ethan Patten
 Chad E. Pawlak
 Alyssa Raye Pesek
 Cody Peters
 Emily Petersen

David A. Peterson
 Matthew E. Pfeifer
 Sarah Ashley Pfeifer
 Elizabeth Christine Pflug
 Vinh Phan
 Nicole Catherine Pierson
 Benjamin S. Pilkenton
 Dylan Plott
 Carly Renee Pohlman
 Anthony R. Pontiero
 Ashlee Noel Portelli
 Steven Tyler Powell
 Jennifer Leigh Preston
 Crystal L. Prichard
 Joseph E. Prichard
 Megan R. Prince
 Robert W. Pugh, Jr.
 Jaime A. Quezada
 Erik Anthony Radowski
 Amy Catherine Rasmussen
 Justine R. Rathbun
 Jonathan Paul Redlinger
 Dreanne E. Reno
 Robby E. Renshaw-Homan
 Kefferson Reyes
 Jordan Krista Reynolds
 Joshua J. Reznicek
 Travis A. K. Richardson
 Jessica C. Ritonya
 Brittany Lynn Ritter
 Douglas J. Roberg
 Nicole Christine Roccoforte
 Ryan Anthony Rohmiller
 Nicholi A. Romero
 David Joseph Ross
 Jessica Christine Ross
 Caroline Roth
 Kirsten Runyan
 Megan L. Runyan
 Sean Timothy Ryan
 Cortney Lynn Saathoff
 Ally Lynn Sadil
 Michael Fredrick Sanford
 Damaris Sare
 Brandon W. Saunders
 Khyleen V. Scarbrough
 Kaitlan E. Scates
 Rebecca Jo Lynn Schnackenberg
 Krista M. Schnitker
 Amy Linn Schnoes
 Carly Ann Schramm
 Nicholas Vincent Schriever
 Dane C. Schuessler
 Chad M. Schultz
 Kyle K. Schulze
 Hayden Allen Scott
 Thomas J. Seehausen
 Cody J. Semroska
 Josiah James Shanks
 Emily Jane Shiflett
 James McCord Shinkle
 Angela Lee Shipler
 Jessica Lynn Shipley
 Benjamin E. Shriver
 Brandon D. Sieh
 Stephanie Nicole Sigel
 Ariel Lee Sitzman
 Eric Joseph Sitzman
 Cassandra Loreen Skiles
 Wendi Michellé Snider
 Jacob Solis
 Ansley Rae Solonyinka
 Scott Carl Smmmer
 Benjamin A. Soper
 Natasha Coleen Sosa
 Brittany Elizabeth Spellman
 Kellen C. Speneer
 Paul M. Spoto
 Natalya Marie Sproeck
 Samantha Jo Stahlnecker
 Nathan Price Stender
 Brian James Stewart
 Thaddeus Stewart

Dana M. Stoehl
 Kelsey Marie Stockton
 Jacob Stowell
 Devon David Strecker
 Ashlee Nicole Strocher
 Kristell Marie Stubbs
 Jaclyn Nicole Swanger
 Thomas James Swedlund
 Thomas E. Synowiecki, Jr.
 Brandy Alexandria Taylor
 Jason Scott Taylor
 Amelia Ann Theroult
 Tyler Jordan Thiesen
 Jami Rose Thramer
 Allyson R. Tomasiello
 Andrew E. Toupin
 Jeffrey Ryan Tritz
 Michael Trogdon
 Ashley Ann Tureo
 Jacob P. Turner
 Robert Eric Tweed
 Tessa Marie Ueberrhein
 Alysha Marie Urbanece
 Justin Joseph Urlacher
 Kayla Kristine Van Beek
 Amy Marie Vanderpool
 Roman I. Varabei
 Megan Nicole Varilek
 Cory Wayne Veldhouse
 Joanna L. Vu
 Robert Aaron Waddell
 Megan Faith Wadum
 Kaleigh Carol Waldmann
 Brandon David Walker
 Rachael D. Walker
 Kaylee A. Wallace
 Kirsten Nicole Wallace
 Brett Robert Walliek
 Mary Elizabeth Walsh
 Zachary John Walsh
 Jacqueline Mardelle Warnock
 Tyler J. Watkins
 Jessica Kay Weida
 Amanda Tressa Westbrook
 Daniel John Whithorn
 Elisabeth Alexandria Whitsett
 Meryl Ellen Whitten
 Brittany Lynn Widiek
 Joseph M. Wiecezorek
 Erik Michael Wiese
 Shane Wieser
 Andrea Elizabeth Wilger
 Lyndsy R. Willett
 Danielle J. Williamson
 Nichole Cherie Williamson
 Trevor Bryce Williamson
 Sarah Kay Willman
 Broderick Moden Wilson
 Nicholas Michael Wilson
 Ashley Withers
 Shyla Nicole Witt
 Carissa Kay Wollman
 Kayla Wolodkewitsch
 Lauren L. Woods
 Kameron A. Woodward
 Matthew Lee Woodworth
 Jenna Lynn Workman
 Sara Elisabeth Wyant
 Tiffany A. Zatloukal
 Apole Zekpa
 Jessica L. Ziegenbein
 Thomas Lee Ziegler
 Michael D. Zook

Sincerely,

Curtis R. Case, Ed.D.
 Principal

May 9, 2008

Mrs. Jean Stothert
Millard Board of Education
5606 So. 147 Street
Omaha, NE 68137

Dear Mrs. Stothert,

We are pleased to recommend the following students as recipients of high school diplomas at Commencement exercise on Saturday, May 31, 4:00 p.m., at the Omaha Civic Auditorium. They are scheduled to complete all prescribed graduation requirements. In the event that any student(s) fails to meet the prescribed standards for graduation, he/she will not participate in the commencement exercise.

Respectfully submitted



Dr. Richard L. Kolowski
Principal – Millard West High School
Millard Public Schools

RLK:msl

Brian Dean Adams
Megan Marie Ahlers
Katherine S. Albin
Danae Michelle Albrecht
Joshua Andrew Alspach
Morgan Elizabeth Althouse
Napaporn Amornpinyo
Erik Harold Anderson
Jacquelyn Elizabeth Anderson
Kenneth Raymond Anderson
Kristen Brianne Anderson
Morgan Brittney Anderson
Linda Kay Andrews
Taylor Chad Anglemyer
Sara Lynn Antonio
Kelsey Nicole Aulani Anzai
David Alan Applegarth
Daniel P. Araujo
Skyler Anthony Archer
William Eyit Arebalo
Audrey Monique Arvayo
Courtney M. Atkinson
Weeda Ayubi
Courtney Leigh Baker
Cambria Michele Banks
Chelsey Lynn Batenhorst
Brittany Ann Battaglia
Samantha Lea Beacham
Michael Robert Bebout
Jordan Michelle Bechler
Winston Thomas Beck
Lauranne Alisabeth Beckwith
Jenneken J. Beernink
Fouzia Berdi
Jerica Lyn Beutler
Courtney Leigh-Marie Bissell
Amanda Marie Blessing
Samuel Ryan Blizzard
Evan Michael Block
Miriam Alissa Boehr
Alixandria Kaitlin Boham
Emily Kathryn Boman
Amy Lynne Borcher
Christine Lynn Borowiak
Lori Christine Borsh
Leslee Kay Bothof
Chad Alan Bouvia
Ashley Marie Bracken
Stephanie Kristine Brandt
Ross Alan Brenneman
Katie Ann Brodersen
Kristin Anna Brommer
Rachelle Rebecca Brouillard
Matthew Lawal Brown
Tyler Henry Douglas Brown
Jordan Connor Brownfield

Aubrey Jaclyn Bruner
Matthew Buettner
Eric Stefan Bugajny
Joshua James Bullock
Monica Renae Bunach
Megan Ashley Burnette
Amanda Elaine Busch
Daniel Steven Butler
Bradley Houston Cagle Jr.
Benjamin Austin Caño
Roberto Enrico Capurro
Caitlin Beth Carlson
Megan Lee Carlson
Cassandra Rae Carlton
Brian Kendrick Carnaby
Kylie Kay Carnes
Martika Catiana Carrasquillo
Nicole Leigh Carroll
Andrea Leah Carrothers
Brian Lee Cary
Fernando G. Ceballos
Dustin Daniel Chambers
Courtney Jean Charf
Kelsey Leah Chastain
Kavya Chebrolu
Nicholas Eric Christensen
Jacob Dane Christenson
Danniel James Ciembor
Micaela Elizabeth Clark
Brandon Adam Clements
Amber Nicole Clemetson
Joshua Bradley Clemons
Rebecca Elizabeth Colling
Mia Joselyn Constantino
Kyle Connor Cooper
Sarah Elizabeth Cooper
Ashley Lynn Copeland
Amy Lynn Corey
Adam Michael Couture
Brianna M. Cox
Jake Patrick Coyan
Kyle Franklyn Craft
Kristin Paige Craigmile
Katherine Christine Craven
Joseph Michael Crestoni
Ariel Leigh Crouch
Nichole Marie Crouse
Joanna Michelle Crowl
Jessica Kathryn Curtis
Stephanie Michelle Curtis
Jenna Rae Daley
Hannah Dallon
Lindsay Anne Davis
Tyler Mark Davis
Abigail Rose Dawdy
Bradley F. Dean

Samuel G. Dean
Angelea Renee DeBuck
Christopher Matthew Dedinsky
Alyssa Brooke Dellinger
Stephanie Kristina Denker
Leigh Michelle Dethloff
Angela Rae DeWispelare
Blake Jeffrey Dillon
Diana Ireena Dobey
Jeremiah Michael Dohn
Hannah Jo Drozd
Jacob Joseph Drwal
Colin Charles Duckworth
Cody Michael Duncan
Alesia KaLynn Durham
Kyle Gerald Duss
Anthony James Dyer
Jacob Martin Dykstra
Emily Christine Eardensohn
Daniel James Edmonds
Ashley Claire Egbert
Alissa Patricia Ellis
Caresa Ann Endorf
Andrew Emerson Evert
Sarah Jean Farley
Amanda Marie Finlayson
Lindsey Nicole Finochiaro
Kristine Nicole Firkins
Matthew Allen Fischer
Caryssa Nicholle Fish
Cory James Fishbaugh
Benjamin Donald Fitzpatrick
Kyle Matthew Foote
Nicholas Sean Forrest
Gregory Joseph Fountain
Patrick Daniel Fowler
Christine Michelle Fox
John Anthony Frans
Kyle A. Fredrickson
Kristen Michelle Friesen
Britney Marie Fry
Ashley Sue Furne
Jason Daniel Gaare
Aaron Paul Galley
Jordan Alexandria Thomsen Gard
Jade Nicole Gearhart
Michaela Lynn Gelecki
Joshua Allen Gilliland
Ryan Michael Gleason
Benjamin Raymond Goscha
Ryan Jerome Grabowski
Scott C. Grachek
Patrick A. Graeve
Joshua Ryan Grandquist
Christopher Ryan Grannan
Gabriel Francis Graves

Andrew Patrick Green
Madelynn Winnefred Griep
Lauren Kelsey Grogan
Corey Gruhn
Alysia Rae Guenther
Tessa Giavonna Scarpello Guido
Sneha Gummuluri
Amanda Anne Gunhus
Ashley Marie Hachat
Christopher Jon Hage
Hillary Jane Hageman
Stacy Christine Hall
Benjamin Joseph Hallowell
Heidi Elizabeth Hamilton
Kyle Matthew Hamm
Garrett Arthur Hansen
Sean T. Hanson
Donzell S. Harden
Caitlin Elizabeth Harding
Michelle Julianne Harvat
Nickolas James Hassler
Courtney Rose Hayduk
Thomas Dale Heavey
Colton Anderson Hegge
Kara Michele Heintzman
Kian Lee Henrichson
Stephanie Lenae Herdrich
Craig William Herman
Katherine Leigh Herring
Matthew Michael Hessel
Adam James Hesselink
Darcey Kathryn Hickey
Evan William Hilgemann
Nicholas Daniel Hill
Jill Christine Hindmarsh
Bradford Robert Hirst
Shannon Michelle Hittner
Amber Nicole Hoffman
James Richard Holder
Kellen Ray Holl
Candace Marie Holmes
Shaun Phillip Hoover
Benjamin Andrew Hostetter
Joli Anne Huebner
Emily Rose Hug
Arturo Hunter
Eric T. Hurley
Kelsey Erin Hutchinson
Megan Elizabeth Ingram
Shelbi Rene Jacobsen
Courtney Marie Janecek
Ashley Nicole Jatton
Rachel Sarazine Jensen
Steven James Jensen
Daniel Robert Jobman
Amanda Rae Johansen

Amy Lea Johnson
Colton Jonathon Johnson
Daniel E. Johnson
Jenna Rose Johnson
Nathan Bryce Johnston
Eric Daniel Jones
Jamie Katherine Jones
Kristin Angela Jones
Zachery Moses Jones
Phillip Michael Kapsa
Mykala Danielle Keil
Todd Jason Keiner
Lindsey Marie Kendrick
Rachna H. Keshwani
Kelly Jo Ketcham
Daniel Ryan Kiger
Jamie Danielle Kiger
Amanda Sue Kimpson
Candice Michelle Kirchgasser
David Skyler Kirk
Rachel Rose Kirshenbaum
Daniel Thomas Kissner
Samuel Carlton Kissner
Colleen Frances Klaiber
Bryan D. Kleb
Sara Michelle Klopp
Taylor Brianne Loy Knapp
Abby Jo Kocanda
Ashley Marie Koltes
Callista Lee Komasincki
Kylie Judith Koris
Tara E. Korshoj
Chelsea Anne Krager
Stephanie Victoria Kranz
Edward Thomas Kraska
Kevin Scott Krohn
Dillon M. Kroll
Kelley Michelle Kroupa
Andrea Marie Kuehn
Shane R. Kuhl
Ian Immanuel Kupfer
Mallory Anne Kvasnicka
Joseph John Ladwig
Kristyn Rachelle Lammers
Sharon Ann Lancaster
Ian Scott Larkin
Abigail M. LaRocca
Kellie Kristine Larson
Robert Scott Lausten, Jr.
Christopher Michael Lazoritz
Jordan Michael Leblanc
Kyle Justin Lechtenberger
Samuel Jaemyun Lee
Douglas Jacob Lehr
Dillon James Liebenritt
Emily Jane Lingerfelt

Jared Michael Livingston
Sarah Katherine Long
Katelyn Michelle Loomis
Taylor Elise Losole
Kaitlyn Renee Loss
Brittney Victoria Lueders
Jennifer Lea Luna
Jerod Taylor Lyon
Clare Dorothy Maakestad
Katelyn Brooke Macholan
Martin Eugene Madsen
Cody Michael Mann
Meghan Sue Mantaro
Daniel Patrick Marcuzzo
Erin Nicole Mardi
Steven Andrew Mark
Hayley Elisabeth Martens
Aldo D. Martinez
Timothy Robert Maska
Joshua Dane Matson
Steven Jeffrey Matza
Alexa Jeane Mazur
Collin James McAcy
Kevin Paul McCaskill
Justin Willis McCleery
Alyssa Rae McCrady
Jacob R. McCreery
Cory Michael McCrillis
Katie Elizabeth McDowell
Michael Joseph McGregor
Alexander Francis McKamy
Benjamin Ryan McLaughlin
Kaylee Noelle McLendon
Kyle Alexander McManus
Glenn David Melnick
Joshua Patrick Mesenbrink
Zachary Jae Metzger
Jenna Lynn Meuret
Cameron Beau Meyer
Ryan Patrick Meyer
Amber Kay Meyers
Michael William Meyers
Alyssa Irene Miller
Daniel Craig Miller
Michael Arthur Miller
Paige Madison Miller
Andrea Natalia Miranda
Ahriel Celeste Mireles
Natalie Brennan Mitchell
Samantha J. Mixan
Douglas Wayne Montgomery
Emily Elise Moore
Samantha Renee Moore
Andrew Craig Mortensen
Michael Tyler Mosier
Daniel Lee Mott

Caitlin Marie Murphy
Megan Elizabeth Murren
Malik Suhail Nabulsi
Karlie Anne Nalley
Jacob Timothy Nelson
Katrina Lynn Nelson
Paul Cameron Nelson
Elizabeth Louise Neubauer
Benjamin Quoc Nam Nguyen
Joseph William Nicely
Adam Britt Nielsen
Sean Emmanuel Nwabugwu
Haley Jayne Olson
Laura Linnea Olson
Anna Claire Osborn
Michelle Sarah Osborne
Ryan Christopher Ostblom
Jordan Grey Otto
Raghavendra Sujay Paknikar
Cameron Edward Patrick
Samuel Jon Pattavina Jr.
Schyler Ann Pauba
Samuel Joseph Pearce
Casey Camille Pendleton
Molly Bernice Pengilly
Jesse Robert Penton
Robert Mckenzie Perko
Stephanie Lynn Perrone
Kaitlyn Jeanette Perry
Jon Samuel Petersen
Katy A. Petersen
Presten Ryan Petersen
Catherine Ann Peterson
Michael Dean Peterson
Rachael Marie Peterson
Chelsey Marie Pfeiffer
Tiffany Jane Phillips
Sarah Marie Pieper
Cassandra Jo Pirrone
Zachary Thomas Pittman
Heather Ashley Pohl
Kathryn Anne Pollick
Brittany Lynne Poole
Luca Nicolae Popescu
Tyler James Prchal
Caroline Catherine Pugh
Sammy Nizam Qassem
Nicholas Andrew Ragan
James August Raile
Pethum Pathmal Rajapakse
Lizeth Alejandra Ramos
Ayryal Channelle Ramsey
Nathan Charles Rathbun
Stephen Paul Ratliff
Matthew E. Rawley
Brandon Joseph Ray
Ashley Nicole Reed
Robert Donald Reed
Scott Alan Reffert
Jacob Paul Reher
Eric Matthew Reicks
Jessica Rae Reilly
Kyle Allen Renfrow
Nathan Allen Retzlaff
Elise Renee Revoy
Zachary Ryan Rezac
Brittany Anne Rice
Nicholas Daniel Richardson
Dylan Elizabeth Roberts
Jessica Marie Roberts
Matthew J. Rogers
Kaitlin Mary Rohlfing
Derek James Roland
Jess Michael Roland
Erin Kaye Rothman
Mary Elizabeth Royers
Kimberly Rae Rozeboom
Lindsey A. Russell
Atalie E. Rutherford
Brittany Elizabeth Ryan
Sean Henry Ryan
Brian Anthony Sanders
Kelly Christine Saunders
Liudmila S. Savvina
Richard Alan Scheibelhofer
Casey Christine Schmelder
Tyler Donald Schmidt
Zachary Phillip Schmidt
Benjamin Michael Schmit
Kyle Christian Schnack
Garrett Oliver Schnathorst
Jonathon Patrick Schneider
Eugene Anthony Schreck
Sarah Michelle Schroeder
Derek Russell Schuler
Tiffany Lynn Schulte
William H. Schultz
Mackenzie Otylie Schulz
Daniel James Schutz
Griffin Thomas Sears
Katlin Jean Shannon
Cameron Nicholas Haest Sheehy
Gregory Michael Shepard
Sahr Siddiqi
Brandon Barrett Sklenar
Caitlin Jolene Slagle
Kaitlyn Joy Slagter
Yury Slonsky
Austin Jerald Slovak
Andria Lynn Smith
Ashley Marie Smith
Brandon Jeffery Smith

Emily Nicole Smith
Gregory Alexander Smith
Parker Smith
Zane Wesley Smith
Jennifer Marie Smutny
Michael Granger Snedaker
Christian A. Soza, Jr.
Jacob Harvey Springer
Zachary Robert Stackhouse
Justin David Stawarz
Matthew Taylor Stawarz
Cody Cameron Steen
Christine Nicole Stein
Whitney Marie Stephens
Morgan Chelsea Stivers
Kirsten Marie Stouffer
Alex Kenneth Stratton
Andrew Rolland Stroh
Emily Marie Strunk
Olivia Ellen Sturgeon
Camden L. Stutheit
Jaime Marie Sullivan
Ryan Victor Susman
Timaree Kristal Swan
Jason A. Sweeney
Stephen Daniel Szalewski
Amy M. Talarico
Candace Marie Taylor
Samantha Nicole Thaler
William Redding Thayer
Hanna Marie Theobald
William Clay Thomas
Drew Parker Thompson
Julia Rose Thompson
Lyndsey Blaire Thompson
Ian Frank Woodward Thornhill
Nicholas P. Tomaso
Michael David Tomlinson
Mykaila Marie Toole
Melissa Renee Topil
Joseph William Toscano
Brittany Renée Trader
Christopher Anh-Minh Tran
Kristian M. Trent
James Mark Tully
Zachary Alan Turk
Daniel Marvin Twilight
Sara Jane Van Blair
Agostino S. Van Wetering
Ashley Marie Van Winkle
William Preston VanSkiike
Jarrett Cole Venters
Jesse Lee Ver Velde
Matthew James Vicars
Christy Lynn von Dohren
Samantha Marie Vrba
Joshua Thomas Waldron
Brian Matthew Walsh
Erin Marie Waltermeyer
Philip James Walz
Jay Curtis Weaver
Kimberly Nicole Weeks
Lindsay Kay Wellendorf
Elizabeth Scott Wenrich
Tyler B. Wertheim
Nolan Robert Wheeler
Stephen Clinton Derl Whiteman
John F. Wichita
Maddie Mae Wiggs
Nina Shanaë Williams
Jared Kyle Wilmert
William Scott Wilson
Patrick Brendan Wingfield
Zachary Taylor Wojtowicz
Timothy James Woodworth
Katherine Christine M. Woolbright
Bin Bin Wu
Andrew David Wulf
David Paul Wulf
Nolan E. Wynn
Christine Lai-Yin Yee
Kaylee Sue York
Alexandra Nicole Zatzabal
Kevin Peng Zheng
Klaire Zoe Zollner

AGENDA SUMMARY SHEET

AGENDA ITEM: Rule 10,001.1

MEETING DATE: May 19, 2008

DEPARTMENT: Educational Services

TITLE AND BRIEF DESCRIPTION: Rule 10,001.1: Mini-Magnets

ACTION DESIRED: Approve Rule

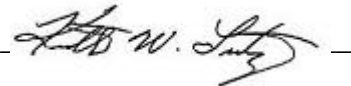
BACKGROUND: Policy 10,001 and Rule 10,001.1 were written to provide a mechanism by which District Mini-Magnets could be created and implemented.

RECOMMENDATIONS: Approve Rule 10,001.1

STRATEGIC PLAN REFERENCE: None

TIMELINE: Immediate implementation

RESPONSIBLE PERSON(S): Mark Feldhausen, Assoc. Supt.;
Carol Newton, Director of Elementary and Early
Childhood Education

SUPERINTENDENT'S APPROVAL: 

BOARD ACTION:

Site-Based Planning and Management

10001.1

Mini-Magnet Development

Introduction:

The Board of Education of the Millard Public Schools supports the philosophy of mini-magnet programs as reflected in this rule.

The Board believes that mini-magnet development can be achieved through the process of shared decision-making. The process provides that certain decisions concerning mini-magnet development can be made at the program level, through the stakeholders most directly involved with the program, and within the context of the District's policies and plans. The Board recognizes that shared decision-making provides the opportunity for staff, parents, community members, and students, to collaborate in the District's Strategic Plan and promote increased student achievement through alternative educational processes.

While fully supporting these collaborative efforts, the Board recognizes its ultimate authority and responsibility for decisions that impact the direction of education in the Millard Public Schools. The authority and responsibilities delegated to the mini-magnet Development Task Force shall be in accordance with District policies and shall be subject to the authority and responsibility of the Board of Education, the Superintendent and the administrator of the mini-magnet or District unit or division which the task force represents.

Definitions:

Mini-Magnet is the broad term used to identify a District sponsored program that utilizes a specific curriculum, classroom management and structure, and instructional practices that are significantly different from the regular Pre K-12 Education Program, yet still embraces the District outcomes and assessments while attracting students from across the District.

Mini-Magnet Proposal Development Committee is made up of interested stakeholders who participated in the Phase 1: Identification of a Mini-Magnet Concept. To this committee will be added a designee of the Superintendent and other interested parties. This committee will be responsible for the completion of Phase 2: Preliminary Proposal Development that will be submitted to the Superintendent and Cabinet by the specified date. The Proposal Development Committee understands that the proposed mini-magnet concept has not been approved and no commitment has been made to approve the concept.

Mini-Magnet Development Task Force is made up of stakeholders from the program who plan collaboratively by establishing their vision and mission, define the goals that shape the direction of the program, and develop the curriculum, staff needs, and parent communication. The development task force shall include a District administrator, parents, staff, business partners and students when appropriate. The development team will have between 10 to 12 members. The total number of certified staff and the total number of parents shall be within one of each other for the development team. Representatives other than District employees will be non-paid volunteers. The development task force would be required to complete its work by May, so the staff and administrator could prepare for the start-up of the program. The goal of the development task force would then be complete and this task force would be dissolved.

Parameters for Task Force Meetings:

- All mini-magnet development task force meetings will be facilitated by a District administrator.
- All mini-magnet development task force meetings will be scheduled by the administrator of record for that program.
- No mini-magnet development task force meeting will be conducted without a quorum of six members.
- A consensus decision-making process will be used by the development task force.
- The mini-magnet development task force's work will conclude prior to program implementation.

Mini-Magnet Leadership Support will be provided by the District. The Superintendent, human resources division, and the principal of the designated facility will identify the level of need for leadership support, the qualifications of the staff person, and their job description. The leadership support staff person will be brought into the planning process during Phase 3: Planning for Start-up.

Mini-Magnet Parent Education Group may meet up to four times each year as needed. The purpose of the parent group will be to provide parents of children in the program an opportunity to learn more about the program, ask questions about the program to program staff, and to raise funds to support specific program needs. There may be parent officers if desired by the parents. Any activities or fund raising by the parent group cannot conflict with the building PTO/PTA of which they are members. Fundraising will be by parents only, no children will be asked to participate.

Building PTO/PTA will consist of parents from **both all** programs residing in the building. Officers may be from either group, but no specific requirements of equal representation will be enforced. PTO/PTA sponsored activities and fundraising will support the building in general and not be directed to any specific program needs.

Building Planning and Implementation Teams will be a proportional representation of **both all** programs housed in the building. Parents and staff of each program will elect their own members. Building Planning and Implementation Teams will be bound by Policy 10,000.

Consensus Method will be used by the Mini-Magnet Development Task Force in an affirming environment marked by mutual support and respect. Consensus exists when participants whose support is needed to implement a decision, agree with the decision and express a commitment to support it.

The process is based on trust and a belief in the strength of shared responsibility in decision-making. Participants must be well informed and communicate effectively in order to make good decisions. Therefore, school decision makers will use processes that include provisions for informed dialogue, decision, action and evaluation. Participants in the process must engage in continuous communications with their constituents so that decisions will reflect agreement within the mini-magnet community. Successful processes will allow for communications among constituents so that decisions will reflect agreement within the mini-magnet community, not just within a particular committee. Successful implementation shall also require regular oral and written communication among individuals, District administration, and the school board.

If consensus cannot be achieved the administrator for that program may make the necessary interim decisions as they continue to work for **sufficient** consensus. In the event the mini-magnet development task force is unable to function effectively, the mini-magnet administrator, or three (3) task force members shall report the same to the District Superintendent together with a detailed report of the issues and parts of disagreement where upon the District Superintendent or his/her designee shall meet with the Development Task Force to resolve the issues. If the issues cannot be resolved, the dispute shall be submitted to the Board of Education through the Superintendent for resolution of the issue or issues.

Mini-Magnet Development Phases:

Phase 1: Identification of a Mini-Magnet Concept

The following information must be submitted to the Superintendent and presented to Cabinet for consideration by October 1.

- 1) Identify the need, scope, purpose and description of the program.
- 2) Identify the goals of the program. Is the program consistent with the District strategic plan? Does the program duplicate existing goals or methods already in place in the District? Does the program address unmet needs in the District? Would the program jeopardize the majority of the students or District program? What group of students is this program designed for?
- 3) Identify interest of potential students through parent surveys.

- 4) Secure signatures of program identification group.

Cabinet will apply the following criteria to the mini-magnet concept:

- 1) A philosophic predisposition exists in the community and is affirmed by the Board of Education that values the concept of parent choice in education.
- 2) A proposed mini-magnet is consistent with the philosophy of the District and the legal requirements placed upon the District.
- 3) A proposed mini-magnet does not duplicate existing goals or methods already in place in the District. The proposed mini-magnet addresses previously unmet needs. These needs are well defined and capable of being assessed.
- 4) The proposed mini-magnet does not stimulate a major political or values backlash such that the functioning of the District for the majority of students would be jeopardized.

The Superintendent will meet with the mini-magnet concept developers during the next two-week period to respond to the request. If the concept is accepted and allowed to move ahead into Phase 2: Preliminary Proposal Development, a designee of the Superintendent will be assigned to work with the group to develop and submit the proposal by March 1. The Superintendent will inform the Board of Education about the mini-magnet concept.

Phase 2: Preliminary Proposal Development

A cross-section of teachers, parents or prospective students (when appropriate), administration, and community member interested in the mini-magnet concept and involved in the proceeding steps will form the Proposal Development Committee. The Superintendent's designee will become a member of the committee.

Proposal Development Committee will compile the following information:

- 1) Expand on the need, scope, purpose and description of the program.
- 2) Expand the goals of the program.
 - *Identify how the program is consistent with the District strategic plan.
 - *Identify how the goals or methods of the program are different from those in existing programs.
 - *Identify the needs that this program will meet that do not currently exist in the District program.
 - *State why the program will not jeopardize the majority of the students or District program.
- 3) Develop a list of parents who are committed to enrolling their child(ren) in the program.
- 4) Identify the costs needed to start up the program and yearly reoccurring costs. Complete a cost-benefit analysis of the program.
- 5) Identify the facility and classroom space needs for the program. Project over a three to five year program.
- 6) Prepare a time line for meeting the preliminary proposal deadline.
- 7) Identify a plan for how the program will be publicized.
- 8) Identify expectations of how parents will be involved in the program on an ongoing basis (volunteer hours, parent booster club, etc.).
- 9) Identify how the mini-magnet program will work in collaboration with other programs sharing the same facility (participation on joint building implementation team, joint PTO, etc.).

- 10) Submit preliminary proposal to Associate Superintendent of Educational Services for presentation to Cabinet by March 1.

Cabinet will review the preliminary proposal based on the following feasibility indicators:

- 1) Sufficient qualified staff exist to implement the program as it is intended (administrative, teaching, aide, support).
- 2) Sufficient money exists to secure qualified staff and materials to implement the program as it is intended without undo pressure on the regular program.
- 3) Sufficient space requirements are available to assure that a safe and healthy learning environment without undo disruption to other regular programs.
- 4) The overall expenditures of resources (money, staff and space) are comparable to expenditures for regular programs. (Additional start-up costs may be required in the initial phases of implementation.)
- 5) The proposed mini-magnet does not place unwarranted or unwanted stress on the neighborhood concept of education [in Millard](#).

If the preliminary proposal is accepted by Cabinet, it will be submitted to the Millard Board of Education for approval. If approved by the Board of Education, a program administrator will be assigned by the Superintendent along with any other parameters deemed appropriate. The Superintendent, human resources division, and the principal of the designated facility will identify the level of need for leadership support, the qualifications of the staff person, and their job description. The leadership support designee will be brought into the planning process sometime during Phase 3 - Planning for Start-up.

Phase 3: Planning for Start-up

The Development Task Force will be notified by May 1 and must have the following components developed and presented to Cabinet by December 1. This date is critical for budget development, communication with interested staff, parents, and students, and ordering and organizing for fall implementation. The final months of January to May will be utilized for final planning and organization, ordering materials, hiring staff, communicating with parents and District staff, and registering students.

- 1) The current Proposal Development Committee may be expanded if necessary and changed to the Development Task Force. The job of this task force will be completed prior to program implementation; therefore, the task force will be dissolved prior to program implementation.
- 2) An external facilitator will be assigned by the Superintendent to work with the mini-magnet development task force to identify the mission, objectives for the program, and action steps for the objectives.
- 3) The mini-magnet development task force will meet on a regular basis (weekly, monthly) to develop the curriculum and instructional program, a proposed budget, identify facility needs, student assessment program, program evaluation, technology plan, support services plan, and other program components.
- 4) The administrator on the development task force will submit required reports as needed for District budget planning process, facility location, obtaining materials, identification of staff, training of staff, publicize program, registration of students, and other start-up needs of the program.
- 5) A budget for curriculum development, staff training and other initial start-up costs will be implemented.
- 6) A budget for classroom set-ups and other needs will be expended in the summer prior to fall implementation.

- 7) An evaluation process to include evidence and criteria for making judgments about the program will be set up with assistance from the Research and Evaluation department for the first five years of the program. Possible questions might include:
- 1) What levels are the students achieving in District outcomes?
 - 2) To what extent does the magnet school implement its program?
 - 3) What is the breadth and depth of curriculum?
 - 4) What instructional practices are used?
 - 5) What is the per-student cost for the program?
 - 6) What role does support services play in the program?
 - 7) What are the demographics of the program?
 - 8) What are the opinions/attitudes of parents, teachers, administrators, and students toward the program?

Phase 4: Year One of Operation

- 1) It will be the responsibility of the assigned administrator to continue to refine program needs and work to complete the mission and goals of the program. The mini-magnet leadership support person will be assigned specific tasks by the administrator of the building and will be accountable to that person.
- 2) Communication between teachers, parents, community, and the District at-large is conducted.
- 3) The building administrator will be responsible to see that a proportional representation of both programs are part of the building planning and implementation teams.
- 4) The building administrator will be responsible **for** providing conditions for a combined PTO of ~~both~~ **all** program groups. Programs sponsored by PTO will support building projects that include the needs of both.
- 5) The building administrator will be responsible for organizing a parent education group for the mini-magnet program to assist parents with learning about the program, communicating with others about the program, to raise funds to support the program, to publish a program newsletter, etc. The Parent Education Group shall meet ~~on a quarterly basis or less~~ periodically.
- 6) Curriculum development and staff training will continue as needed and be the responsibility of the administrator in the building.
- 7) The program will be monitored yearly through District assessments, program assessments, and an evaluation plan.

Phase 5: Five-Year Program Evaluation

A five-year evaluation will be completed by the **Office of Planning, Evaluation, and Information Services** ~~Planning and Evaluation Division at the end of the fifth year of program operation~~. If the program has met program mission and goals, a cost-benefit analysis, and student achievement levels within the range of the District, the program will be considered viable and continue. If the program has not satisfactorily met the above indicators, the Superintendent and Board of Education will have the option to continue the program with additional criteria or move to dissolve the program.

Parameters/Rules:

The following District parameters for the operation of mini-magnets must be met:

1. District student outcomes will be met.
2. District-level assessments will be utilized.
3. Class size will be comparable to other District programs.
4. Financial support will be comparable to the support for other District programs.

5. Any Millard student may register for the program, unless specific requirements are identified.
6. Staff evaluation shall be conducted using the District model.
7. Program evaluation will be on a regular and on-going basis.
8. A Parent Education Group will be organized for purposes of parent communication.
9. Transportation shall be provided by parents/guardians.

| District Level | Site Planning Team | Development Task Force | Parent Ed Group |
|-----------------------|---------------------------|-------------------------------|------------------------|
| Staff Evaluation | Grants | Instr. Strategies | Parent education |
| Personnel | Site Mission | Curriculum | Publicize |
| Policy | Site Goals | Prog Assessments | Program Activities |
| Budget Allocation | Site Plans | Staff Selection Input | Program Fund |
| Calendar | Fund Raising | Publicize | raising |
| Maintenance | PTO | Program Mission | Newsletter |
| Dist Assessment | Site budget | Program Goals | |
| District Outcomes | Site Activities | Parent Involvement | |
| Evaluation | Planning Team | | |
| Food Service | Implementation Team | | |
| Grad. Require | | | |
| Facility | | | |
| Hiring | | | |

18-MONTH TIME LINE

| Month | Date | Task |
|--------------|-------------------------|---|
| 1 | Oct. 1 | Submit mini-magnet concept to Cabinet |
| 1 | Oct. 1-14 | Superintendent decision to move ahead. Designee assigned to Proposal Development Committee |
| 1-6 | Oct. 14 - Mar. 1 | Proposal Development Committee develops Preliminary Proposal based on criteria. |
| 6 | Mar. 1 | Submit Preliminary Proposal to Cabinet. |
| 6-7 | Mar. 1 - May 1 | Superintendent, Cabinet and Board make decisions about the mini-magnet concept. |
| 8-14 | May 1 - Dec. 1 | Development Task Force begins planning start-up. Specific information is developed and provided the Superintendent for budget, facilities, communication, ordering, etc. Submit initial information to Superintendent. |
| 14-18 | Dec. 1 - | Final planning and organization for start-up. |
| 18 | May | Development Task Force dissolves, program is implemented, combined Planning/Implementation Team is elected, PTO organized, and Parent Education Group formed. |

References:

1. ~~Basics of Charter Schools: A School Board Primer; Saks, J.; NSBA; An NSBA Council of Urban Boards of Education Publication; 1997.~~
2. ~~Charter Schools; Education Leaders Voice Their Views; Northwest Regional Educational Laboratory; Spring 1997.~~

3. ~~Charter Schools at the Crossroads; Proceedings of the Northwest Symposium for Charter School Policy; Northwest Regional Educational Laboratory, November 1996.~~
4. ~~How to Create Alternative, Magnet, and Charter Schools That Work; Barr, Robert & Parrett, William; National Educational Service, 1997.~~
5. ~~Magnet School Policy Studies and Evaluations; Waldrup, D., Marks, W., & Estes, N.; International Research Institute on Educational Choice; 1993.~~

Rule Approved: February 16, 1998

Millard Public Schools
Omaha, NE

Reviewed: 5/12/08

AGENDA SUMMARY SHEET

AGENDA ITEM: Rule 10,001.2

MEETING DATE: May 19, 2008

DEPARTMENT: Educational Services

TITLE AND BRIEF DESCRIPTION: Rule 10,001.2—Center Development: A Plan for Low Enrollment Buildings

ACTION DESIRED: Approve Rule

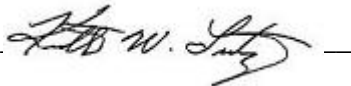
BACKGROUND: Rule 10,001.2 focuses on Center Schools for low enrollment buildings.

RECOMMENDATIONS: Approve Rule 10,001.2

STRATEGIC PLAN REFERENCE: None

TIMELINE: Immediate implementation

RESPONSIBLE PERSON(S): Mark Feldhausen, Assoc. Supt.;
Carol Newton, Director of Elementary and Early
Childhood Education

SUPERINTENDENT'S APPROVAL:  —

BOARD ACTION:

Site-Based Planning and Management

Center Development: A Plan for Low Enrollment Buildings

10001.2

I. Definitions

A. Center

1. A Center is a school with a program designed to attract enrollment through the use of a district-funded and -directed program with a specific, specialized concentration encompassing K-5, 6-8 and/or 9-12 in all areas and which is intended to attract interested students.
2. Such proposed programs may originate from either a low enrollment building or the District. Such programs may include, but are not limited to:
 - a. math/science and engineering
 - b. computer science and technology
 - c. visual, performing and communication arts
 - d. international studies and foreign language
 - e. year-round school

B. Center Development Team

1. A Center Development Team shall consist of individuals designated by the Superintendent, who shall participate in the development of the building's Center Plan.
 - a. The Center Development Team shall be appointed by the Superintendent or designee and may include a district administrator, parents, building staff and, when appropriate, business partners and students
 - b. Representatives other than district employees will be non-paid volunteers.
2. If building-generated, the Center Development Team is made up of stakeholders from the building, including but not limited to the site-based planning team and/or the School Improvement Team, who plan a Center collaboratively by:
 - a. establishing the vision and mission
 - b. defining the goals that shape the direction of the Center program
 - c. determining the curriculum for the Center
 - d. determining staff needs
 - e. determining parent communication.
3. If district-generated, the Center Development Team will be comprised of district curriculum staff with building leadership designated by the Superintendent. This team will:
 - a. establish the vision and mission
 - b. define the goals that shape the direction of the program
 - c. develop the curriculum
 - d. determine the staffing arrangement and
 - e. determine the parent communication.
4. The Development Team will be required to complete its work by Year One, December 1, so the staff and administrator can prepare for the start-up of the program which is due by Year Two, May 1. The goal of the Development Team would then be complete and this team would be dissolved.

II. Introduction

- A. The Board of Education of the Millard Public Schools supports the development of Centers as a plan to attract students for low enrollment buildings.
- B. Center development shall be achieved through the process of shared decision-making.

1. Decisions concerning Center development may be made at the building level, involving those individuals most directly involved with the program, and at the District level within the context of the District's policies and plans.
 2. Shared decision-making will provide the opportunity for staff, parents, community members, and students to collaborate and promote increased student achievement.
- C. The Board recognizes its ultimate authority and responsibility for decisions that impact the direction of education in the Millard Public Schools.
1. The Superintendent shall inform low enrollment buildings of the opportunity for building teams to plan for their future with this rule to guide their planning.
 2. In the event that low enrollment buildings do not generate a plan for their future, the Superintendent may direct the development of a plan for the future of low enrollment buildings in accordance with this rule
 3. If necessary, the Superintendent may replace and reassign the current principal and staff, and assemble a building team to implement the District-generated plan.
- D. The authority and responsibilities delegated to the Center Development Team shall be in accordance with district policies and shall be subject to the authority and responsibility of the Board of Education, the Superintendent and the building administrator.

III. Parameters for Center Development Team Meetings

- A. All Center Development Team meetings will be facilitated by a building or district administrator.
- B. A consensus decision-making process will be used by the Center Development Team.

IV. Center Leadership Support

- A. Center leadership support will be provided by the District.
- B. The Superintendent will identify the level of need for leadership support, the qualifications of the staff, and their job descriptions. The leadership support staff person will be involved with the planning process during Phase 2: Planning for Start-Up.

V. Center Parent Education Group

- A. The purpose of the Center parent education group will be to provide parents an opportunity to learn more about the program, ask questions about the program or program staff.
- B. Center Parent Education Groups shall meet as needed.

VI. Center Development

- A. Preliminary Phase: Center Proposal Development
 1. On or before Year One, January 15, low enrollment schools:
 - a. will be identified by the Office of the Superintendent
 - b. will be informed of their status as low enrollment schools
 - c. will be alerted to the contents of Rule 10001.2, Center Development, timelines and planning phases
 2. On or before Year One, May 1, low enrollment schools shall declare their intention to the Superintendent regarding Center Development of each school year, and indicate their timeline for proceeding with Center Development. The team will provide the following information:
 - a. The need, scope, purpose and description of the proposed Center program.
 - b. The goals of the program:
 - 1) Identify how the program is consistent with the District strategic plan.

- 2) Identify how the goals or methods of the program are different from those in existing programs.
 - 3) Identify the needs that this program will meet that do not currently exist in the District program.
 - 4) Identify the staff development needs for the program.
 - 5) State why the program will not jeopardize the majority of the students or district program.
 - 6) State what the attraction will be for increased enrollment at the low enrollment school.
3. On or before Year One, June 1, low enrollment schools will receive a “status report” from the Superintendent to inform them of the District’s expectations and intentions pertaining to the timeline set forth for increasing the school’s enrollment.

B. Phase 1: Center Proposal Development

1. Center Development Teams at the building level shall develop the proposal of the building’s Center Plan. The Superintendent or designee will become a member of the committee. The following information shall be submitted to the Superintendent on or before Year One, December 1:
 - a. refined statement of need, scope and goals based on the Superintendent’s response
 - b. interest of potential students through district-wide data
 - c. signatures of Center Development Team
 - d. identify the facility and classroom space needs for the program and the space available within the school to accommodate the program. Project use of building space over a three to five year time period.
 - e. The administrator on the Center Development Team will submit required reports for an Implementation Plan (Phase-in over multiple years, if necessary) for:
 - 1) district budget planning process
 - 2) evidence of sufficient enrollment
 - 3) facility needs
 - 4) obtaining materials
 - 5) identification of staff
 - 6) training of staff
 - 7) publicizing and marketing the program to the identified target market
 - 8) registration of students
 - 9) timeline, and
 - 10) other start-up needs of the program.
 - f. A budget for curriculum development, staff training and other initial start-up costs will be implemented.
 - g. A budget for classroom set-ups and other needs will be expended in the summer prior to fall implementation
 - h. A cost-benefit analysis will be conducted.

C. The Superintendent and/or designee shall review the Center Plan to evaluate and determine that:

1. The Center concept being proposed is a significantly different emphasis with a specific specialized concentration encompassing one of the levels K-5, 6-8 or 9-12 and designed to attract students to the school with low enrollment.
2. A proposed Center is consistent with the parameters of the strategic plan, the philosophy of the District and the legal requirements placed upon the District.
3. The proposed Center addresses previously unmet needs. These needs are defined and capable of being assessed.
4. The proposed Center does not stimulate a major political or values backlash such that the functioning of the District for the majority of students would be jeopardized.
5. Sufficient qualified staff exist to implement the program as it is intended (administrative, teaching, paraprofessional, support).

6. Sufficient money exists to secure qualified staff and materials to implement the program as it is intended without undo pressure on the regular programs of the District or building.
 7. Sufficient space requirements are available.
 8. The overall expenditures of resources (money, staff and space) are comparable to expenditures for regular programs. (Additional start-up costs may be required in the initial phases of implementation.)
 9. The benefits outweigh the costs; i.e., the project survives a cost-benefit analysis.
- D. The Superintendent will report on the Center proposal to the Board of Education.
1. The Center Development Team will be notified on or before Year Two, January 15 as to the proposal's disposition.
 2. The minimum number of students necessary to implement the program will be determined by the Superintendent and communicated to the low enrollment school.
- E. Phase 2: Planning for Start-Up. The following components shall be developed and presented to the Superintendent on or before Year Two, May 1.
1. Center Development Team members will:
 - a. determine the curriculum and instructional program
 - b. implement staff development
 - c. organize and modify the facility
 - d. develop a support services plan, and other program components.
 2. Establish enrollment procedures that follow these priorities:
 - a. currently enrolled students
 - b. siblings of currently enrolled students
 - c. within-district transfer students
 - d. option enrollment students
 - e. lottery will be utilized at any of the steps when necessary
 3. An annual evaluation process to include evidence and criteria for making judgments and recommendations about the program will be set up with assistance from the [Office of Planning, Evaluation, and Information Services](#) ~~Research and Evaluation department~~. Possible questions might include:
 - a. Has the enrollment of the school increased?
 - b. What levels are the students achieving in district outcomes?
 - c. To what extent does the Center school implement its program?
 - d. What is the breadth and depth of curriculum?
 - e. What instructional practices are used?
 - f. What is the per-student cost for the program?
 - g. What role does support services play in the program?
 - h. What are the demographics of the program?
 - i. What are the opinions/attitudes of parents, teachers, administrators, and students toward the program?
- F. Phase 3: Two-Three Year Implementation
1. The building administrator shall continue to refine program needs and work to complete the mission and goals of the program.
 2. Communication between teachers, parents, community, and the District at-large shall continue as needed.
 3. Curriculum development and staff training will continue as needed and be the responsibility of the building principal.
 4. If, after one year, sufficient enrollment is not achieved, the District may alter, amend or terminate the program.

VII. The following district parameters for the operation of Centers must be met:

- A. Enrollment is increasing toward the Superintendent's goal for full building utilization.
- B. District student outcomes will be met.
- C. District-level assessments will be utilized.
- D. Class size will be comparable to other district programs.
- E. Financial support will be comparable to the support for other district programs.
- F. Staff evaluation shall be conducted using the District model.
- G. Program evaluation will be on a regular and ongoing basis.
- H. Transportation shall be provided by parents/guardians.

Timeline for Center Development

| | | |
|--------|-------------|--|
| Year 1 | January 15 | Identify low enrollment schools |
| Year 1 | May 1 | Low enrollment schools provide preliminary proposals and timeline for proceeding |
| Year 1 | June 1 | Low enrollment schools receive a "status report:" |
| Year 1 | July-August | Add to site plan |
| Year 1 | December 1 | Center Proposal presented to Cabinet - Phase I: Center Proposal Development |
| Year 2 | January 15 | Cabinet response and Superintendent report to the Board |
| Year 2 | January 15 | Superintendent notifies low enrollment school of acceptance, rejection, modification |
| Year 2 | May 1 | Phase 2: Planning for Start-Up completed and presented to Cabinet |
| Year 2 | August | Implementation begins |

Adopted: June 19, 2000

Millard Public Schools
Omaha, Nebraska

AGENDA SUMMARY SHEET

Agenda Item: Board Policy Human Resources 4300 and Rule 4300.1

Meeting Date: May 19, 2008

Department Human Resources

Title and Brief Description: Human Resources Policy 4300 and Rule 4300.1

Action Desired: Approval

Background: This Policy and the Rules have been revised for your approval and were reviewed by the Cabinet and Legal Counsel.

Options/Alternatives Considered: Leave unchanged, delete, or revise

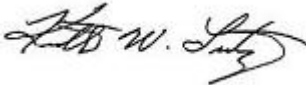
Recommendations: Approval upon second reading

Strategic Plan Reference: N/A

Implications of Adoption/Rejection: N/A

Timeline: N/A

Responsible Persons: Dr. Kirby Eltiste/Chad Meisgeier

Superintendent's Signature: _____  _____

Category: Human Resources
Policy: Professional Growth/Inservice

4300

Each ~~certified~~ certificated staff member is expected to be continuously involved in a program of professional growth to maintain and improve performance and proficiency.

The District will provide appropriate inservice activities and professional growth programs to assist staff members in their professional development.

Professional growth and inservice programs are to be continuously evaluated in order to determine the greatest possible educational benefits are being achieved.

Related Rule: 4300.1

Legal Reference: Neb. Rev. Statutes §79-830; Title 92, Nebraska Administrative Code, Chapter 10

Date of Adoption: October 7, 1974

Date of Revision: December 1, 1997; June 2, 2003; May _____, 2008

Category: Human Resources**Policy: Professional Growth/Inservice****Rule: Professional Growth****4300.1****Rules and Regulations for Purposes of Continued Employment****Professional Growth Period**

Nebraska State Law allows the District to amend or terminate the contract of a permanent certificated employee for failing to give evidence of professional growth as required ~~in section by Neb. Rev. Stat. §79-830~~. Every six years permanent certificated employees shall give evidence of professional growth. Six semester hours of college credit shall be accepted as evidence of professional growth, or in the alternative, such other professional growth activities as are approved by the Board. Each permanent certificated employee's six-year period will commence on September 1 of the year coinciding with permanent certification status and on September 1 every six years thereafter.

Professional Growth Activities

Professional growth activities in connection with Neb. Rev. Stat. §79-830 shall consist of the professional work approved by the Board ~~or activities listed hereafter which contribute to professional growth~~. The conditions and limitations pertaining to the performance and acceptance of such activities are subject to review and change by resolution of the Board of Education. Credit for engaging in a newly approved activity shall be allowed only for work done after the date of approval of the activity unless the Board provides otherwise. ~~Prior to September 1, 2000, unless otherwise provided by the office of the Superintendent, all professional growth activity shall be conducted on the employee's own time and at his or her own expense.~~ Where allowed by law, credit granted for any type of activity may be limited for each individual during the individual's professional growth period. This is done in order to encourage a variety of professional growth activities for each individual.

Approval of Professional Growth Credit

Except for professional growth courses and activities used to meet the requirements of Nebraska State Law, and inservice activities offered by the District, each ~~professional growth activity~~ staff development activity sponsored by the District or to be undertaken by an employee for purposes of salary advancement must be pre-approved by the ~~office of the Superintendent or Superintendent's designee prior to engaging in the activity. Approval should be sought by submitting an application for professional growth credit which is signed by the immediate supervisor.~~

Credit Towards Professional Growth

~~Effective September 1, 2000, the following activities shall be evidence of professional growth in the amounts designated:~~

- ~~I. College credit earned in accredited colleges—1 professional growth point per semester hour. Applicants must submit an official transcript from the Registrar showing the credit has been earned. These transcripts will be placed in the personnel file. Credit in this category cannot be limited.~~
- ~~II. Professional growth courses and inservice offerings conducted by the Millard Public Schools during normal duty hours or outside normally assigned duty hours. Each 1 hour of classroom instruction shall equal 0.1 (one-tenth) of one professional growth point. Each course instructor shall submit a list of participants who have successfully completed the course to the Director of Staff Development.~~

~~The following activities shall be evidence of professional growth; provided, however, the activity is completed prior to September 1, 2000:~~

~~College credit earned in accredited colleges—1 point per semester hour. Applicants must submit an official transcript from the Registrar showing the credit has been earned. These transcripts will be placed in the personnel file. Credit in this category cannot be limited.~~

~~Auditing college or university courses when the courses have a direct relationship to the applicant's assignment—1 point per semester hour.~~

~~Professional growth courses conducted by the Millard Public Schools—1 point for 8-10 hours of classroom instruction. Instructor of the class will submit a list of participants who have successfully completed the course.~~

~~Seminars, clinics, conferences, conventions and workshops directly related to the employee's assignment—1/2 credit for each full day of attendance. In order to receive credit, attendance must be on the employee's time or at the employee's expense. The maximum amount of credit any one individual can receive during any six-year professional growth period is four (4) points.~~

~~Published articles and books—One (1) point for each article published in a professional educational journal. One-half (1/2) point for each article published in a professional educational newsletter. One (1) point for educational journal editing (maximum of 1 point per year). One (1) to two (2) points for each book, depending upon the length and nature of the book. The maximum amount of credit any one individual can receive during any six-year professional growth period is two (2) points.~~

~~Professional work directed by recognized professional educational organizations. Acceptable work may include: serving as an officer or on a committee. Service to local district and/or buildings will not earn professional growth points, except that each employee serving on the District Strategic Planning Committee shall receive one (1) point. The maximum amount of credit any one individual can receive during any six-year professional growth period is two (2) points.~~

~~Educational travel—professional growth credit under this classification may be allowed under one of two categories:~~

~~Sponsored tours with academic credit—educational travel to be acceptable under this section must be under the direction of an accredited college or university which grants college credit. The number of professional growth points allowed are described under "College Credit." Credit in this category cannot be limited.~~

~~III.—Tours without academic credit and/or independent travel must have prior approval by the office of the Superintendent and shall be evaluated on the basis of educational worth. In order for tentative credit to be allowed for travel, the places visited must be shown to have value related to the assignment of the applicant. A report of how the travel experience will be integrated into the classroom activity or assignment must be submitted to the office of the Superintendent with the request for approval. Individuals may be granted a maximum of two professional growth credit points for travel during each six-year professional growth period.~~

~~Final approval of credit for independent travel will be granted by the office of the Superintendent upon receipt of proof of educational worth. This proof may take the form of, but is not limited to, any of the following: 1. Preparation of the materials to be used in a unit of instruction. 2. Display, exhibit of learning center prepared for instructional use. 3. Pictorial description of the trip with accompanying text. 4. Other forms of report may be accepted which show clear evidence of educational worth.~~

~~Final approval of credit for independent travel will be granted by the office of the Superintendent upon receipt of proof of educational worth. This proof may take the form of, but is not limited to, any of the following: 1. Preparation of the materials to be used in a unit of instruction. 2. Display, exhibit of learning center prepared for instructional use. 3. Pictorial description of the trip with accompanying text. 4. Other forms of report may be accepted which show clear evidence of educational worth.~~

~~I.—One (1) credit will be granted to a teacher who serves as a cooperating teacher as assigned by the Director of Personnel. Credit will be granted for each assignment. One (1) credit will be granted to each principal or supervisor for every five student teachers placed in his or her building or program. The administrator must provide supervision, in-service and formal observation/evaluation of the student teachers. Notice of credit earned will be provided by the Director of Personnel. The maximum amount of credit any one individual can receive during any six-year professional growth period is two (2) points.~~

Appeal

Staff members may appeal decisions [under this Rule](#) to the Associate Superintendent for Human Resources.

Related Policy: [4300](#)

Legal Reference: Neb. Rev. Stat. §79-830

Date of Adoption: October 7, 1974

Date of Revision: February 20, 1984; July 2, 1990; September 7, 1993; November 18, 1996; November 17, 1999;
[May _____, 2008](#)

AGENDA SUMMARY SHEET

AGENDA ITEM: Policy 6200 & Rule 6200.1: Curriculum, Instruction, and Assessment
Taught Curriculum: Instructional Delivery

MEETING DATE: First Reading: May 19, 2008
Second Reading and Approval: June 2, 2008

DEPARTMENT: Educational Services

TITLE AND BRIEF DESCRIPTION: Policy 6200 & Rule 6200.1: Curriculum,
Instruction, and Assessment
Taught Curriculum: Instructional Delivery

ACTION DESIRED: APPROVAL DISCUSSION INFORMATION ONLY

BACKGROUND: In the process of revising the Millard Instructional Model over the past few years, the title of the Millard Instructional Model was omitted. These corrections add the title and provide explanation. These corrections also clarify alignment of policies and procedures and are in keeping with the goals of the Curriculum Management Audit.

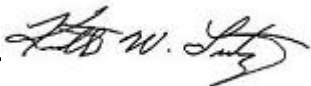
RECOMMENDATIONS: Approve recommended changes.

OPTIONS & ALTERNATIVES CONSIDERED: Leave the policy and rule unchanged.

STRATEGIC PLAN REFERENCE: NA

IMPLICATIONS OF ADOPTION OR REJECTION: NA

PERSON(S) RESPONSIBLE: Dr. Mark Feldhausen & Dr. Kim Saum-Mills

SUPERINTENDENT'S APPROVAL: _____  _____

BOARD ACTION:

Curriculum, Instruction, and Assessment

Taught Curriculum--Instructional Delivery

6200

In order to enable the alignment of the taught curriculum with the written curriculum, the Millard Public Schools shall identify clearly defined standards for the District's staff. These standards are referred to as "Practices that Promote Successful Student Learning" and ~~include the following:~~ are included in The Millard Instructional Model. The five Domains of the Millard Instructional Model are:

- I. Planning
- II. Instruction
- III. Assessment
- IV. Learning Environment
- V. Professional Responsibilities

The "Practices that Promote Successful Student Learning" of the Millard Instructional Model have been incorporated into the teacher evaluation process and used by administrators, in conjunction with curriculum frameworks and guides, to monitor the taught curriculum.

Related Policies and Rules: 4160

Policy Adopted: May 3, 1999
Reaffirmed: May 19, 2003
Revised: October 2, 2006; June 2, 2008

Millard Public Schools
Omaha, Nebraska

Curriculum, Instruction, and Assessment

Taught Curriculum: Instructional Delivery

6200.1

Within each domain of the Millard Instructional Model are standards referred to as “Practices that Promote Successful Student Learning.” The domains and standards are:

Domain I: Planning

What will students know and be able to do? How will students learn it? How do we know students learn it? What happens if students do not learn it or already know it?

- I. Students succeed because teachers plan with individual learning results in mind.
 - A. The teacher utilizes the Millard Educational Program in planning essential learning outcomes and instructional objectives in each area of study.
 1. Written plans address required MEP curricular outcomes, state and national standards.
 2. Daily and weekly lessons are designed backwards from the unit objectives.
 - B. Individualized assessment data are used to determine learning objectives for each student.
 1. Standardized and essential learner outcome results guide planning.
 2. Transition data from prior grades is included in planning.
 3. Unit/lesson formative and summative assessments determine next steps.
 - C. Students are appropriately involved in teacher planning decisions.
 1. Student needs and interests are utilized in planning work that is challenging and differentiated.
 2. Students participate in developmentally appropriate goal setting.
 3. Students understand learning objectives, expected outcomes, assessments and the relevance of the content study.
 4. Students are motivated to be actively engaged as a result of involvement in planning.
 - D. The teacher utilizes effective principles of learning in planning the unit and lessons.
 1. The teacher identifies desired results in terms of student learning.
 2. The teacher identifies unit goals, essential questions, enduring understandings, and key knowledge and skills.
 3. The teacher defines evidence of learning, including performance tasks and rubrics.
 4. The teacher provides time and instruction to promote student self-assessment.
 5. The teacher designs instructional strategies and learning experiences needed to achieve the unit goal.
 6. The teacher designs activities to motivate students to learn.
 7. The teacher uses appropriate anticipatory set and closure to introduce and summarize daily and unit learning.
 8. The teacher provides opportunities for students to rehearse, rethink, revise and refine their work based upon timely feedback.

9. The teacher provides opportunities for students to evaluate their work and set future goals.
10. The teacher designs flexible lessons to meet the interests and learning styles of each student.

Domain 2: Instruction

How will students learn it? What happens if student do not learn it or already know it?

- II. Students achieve desired learning results from effective participation in well-designed and executed units and lessons.
 - A. Students understand daily, weekly and unit learning goals and objectives.
 1. The teacher designs and shares daily learning objectives for student reference.
 2. Instructional strategies and learning activities correlate to the achievement of the stated objective.
 3. Students understand the relevance and expectations inherent in achieving objectives.
 - B. Students are “hooked into learning” by appropriate anticipatory sets and effective motivational strategies.
 1. The teacher leads students to review past learning as a connection to current lessons.
 2. The teacher uses the appropriate level of concern and feeling tone to encourage students to participate in the lesson.
 3. The teacher plans activities to generate student interest in the learning.
 4. The teacher provides knowledge of results of learning to guide student efforts.
 5. The teacher designs lessons to motivate students intrinsically and extrinsically as needed.
 - C. Students are actively engaged during the full instructional period.
 1. The teacher designs the start of each class as prime time for learning.
 2. The teacher uses sponge activities, anticipatory sets and shared objectives to focus students.
 - D. Students learn as a result of effective teacher input and modeling.
 1. The teacher selects and organizes basic information so students have a foundation of concepts and generalizations on which to increase understanding.
 2. The teacher organizes instruction so students understand and see the relationship of the parts to the whole.
 3. The teacher uses modeling to help students understand.
 4. The teacher uses visuals and/or technology to enhance learning.
 5. The teacher communicates clearly using precise language and acceptable oral expression.
 - E. Student thinking is facilitated by teacher questioning techniques.
 1. Teacher uses questions that are open-ended.
 2. Teacher uses varying levels of questioning, inquiry, or reflection that range from concrete to abstract.

3. Teacher uses questions that require both lower order and higher order thinking skills.
 4. Teacher uses wait time appropriately.
 5. Teacher reinforces, dignifies, and builds on student responses.
 6. Teacher clarifies or rephrases questions and responses when necessary.
- F. Students are actively engaged in their own learning.
1. Students ask relevant questions.
 2. Students actively listen.
 3. Students exchange and build on one another's ideas.
 4. Students initiate exploration of ideas.
- G. Preferred student learning styles and effective pedagogy are integral components of instruction.
1. The teacher uses effective instructional strategies, including the following (from Marzano's work):
 - a. Comparing and contrasting
 - b. Summarizing and note taking
 - c. Reinforcing efforts and providing recognition
 - d. Designing appropriate homework and practice
 - e. Providing and encouraging non-linguistic representations of key points
 - f. Cooperative learning
 - g. Setting goals and providing feedback
 - h. Generating and testing hypotheses
 - i. Using cues, questions and advance organizers.
- H. Student success results from ongoing checking for understanding and guided practice that incorporate planning, instruction and assessment in a continuous learning loop.
1. Pre-assessments indicate knowledge transfer from past learning by each student.
 2. Students have opportunity to demonstrate knowledge as teachers check for understanding during instruction.
 3. Instruction is monitored and adjusted continually based on student demonstrations of knowledge and understanding.
- I. High-quality practice tasks for students are motivating so that learning is engaging and meaningful.
1. Students are actively engaged in meaningful guided practice.
 2. Varied types of responses allow students to demonstrate understanding after initial teacher-guided practice.
 3. Guided practice is short in duration and includes smaller chunks of content.
 4. Students exert intense effort in their intent to learn.
 5. Students receive immediate formative feedback.
 6. As practice progresses, teachers include students as models.
 7. Students are guided to effective independent practice.
 8. Type and amount of practice is differentiated for each student.
 - a. Initial independent practice is formative in nature.
 - b. Independent practice is engaging and challenging.
 9. Students receive timely formative feedback from the teacher.

- J. Students are given opportunities to use technology as a tool in learning.
 1. The teacher uses technology that is appropriate to the task or instruction.
 2. Students have sufficient access to and training in appropriate technology.
- III. Students are given many opportunities to learn the prescribed curriculum of the Millard Education Program.
 - A. Intervention for remediation is immediate and ongoing.
 - B. Opportunities for differentiated activities to challenge and interest each student are provided to achieve optimum learning.
- IV. Students develop the capacity to understand and apply knowledge in meaningful ways.
 - A. Students are helped to link new learning to past learning so that transfer will occur.
 1. New learning is “hooked” to past learning.
 2. Critical attributes of the content to be learned are identified.
 3. Students learn to “tie it all together” as they combine past and new knowledge.
 4. Students learn to apply knowledge to new situations.
 - B. Students acquire skills to allow them to function productively and independently of direct teacher supervision.
 1. Differentiated opportunities for learning exist.
 2. The class environment is designed for student independence.

Domain 3: Assessment

How do we know students learn it?

- V. Student progress is continually monitored, and teaching is adjusted to optimize individual learning.
 - A. Effective assessment practices allow students to demonstrate learning and allow teachers to diagnose difficulties.
 - B. Pre-assessment data is used to set goals and objectives.
 - C. Assessment data during instruction is used to monitor understanding and adjust instruction.
 - D. Technology resources support assessment of student learning.
- VI. Students who are not meeting individual learning goals are supported by proactive intervention.
 - A. Effective intervention plans are designed according to district guidelines.
 1. The intervention focuses on the students’ individual learning needs.
 2. A pyramid of interventions provides increasing amounts of support.

- B. Students, parents, teachers and administrators implement an effective intervention plan.
 1. Educational professionals work collaboratively to achieve results.
 2. The teacher and other educational professionals provide flexible time for the student to achieve results.
 3. The intervention focuses on problem solving.
 4. The intervention fosters student responsibility, accountability, and independence.
- C. Intervention plans are monitored to assure their effectiveness.

VII. Student grades reflect evidence of learning.

- A. Grades are fair, consistent, timely and clearly reported to students and parents.
 1. Reports differentiate between the formative and summative assessment categories.
 2. Students have assessment choices.
 3. Students have ample opportunity to demonstrate achievement.
 4. Students are accountable for their work.
 5. Teachers post grades in a timely and accurate manner.
 6. Teachers update reports as students improve achievement.
 7. Students have several opportunities (method and number) to demonstrate mastery.
 8. The teacher provides quality assessments.
 9. The teacher accurately records evidence of student need and achievement.
- B. Grading procedures of teachers are based on student achievement of performance standards.
 1. Grades relate directly to identified learning goals.
 2. Performance standards are used to determine grades.
- C. Student involvement in grading includes understanding of grade determination and responsible communication with teachers and parents regarding progress.
 1. Feedback is given separately for formative assessments.
 2. Grades relate directly to individual student achievement through summative assessments.

Domain 4: Learning Environment

How will students learn it? What happens if students do not learn it or already know it?

- VIII. Students are engaged in a positive, productive environment established by the teacher.
- A. A supportive culture for successful learning is evident.
 1. Students have ongoing feedback to know how they are progressing.
 2. Teacher takes personal interest in and knows student achievement and learning styles.
 3. Students are assisted in self responsibility and self monitoring.
 4. Teacher-student relationship is appropriate.
 - B. Students know and follow the procedures for the class.
 1. Beginning of day and period procedures are routine and logical.

2. Procedures for transitions focus student attention and minimize interruptions.
 3. Learning materials, support equipment and technology are used efficiently.
 4. Effective procedures are used to present information, guide group work, and facilitate independent practice and teacher-led activities.
 5. Students are involved in the establishment of rules and procedures.
- C. Physical space is safe and organized for learning.
1. Safety procedures are defined and visible for student reference.
 2. The learning environment is organized to facilitate learning.
 3. Time on learning is maximized as a result of good organization of the learning environment.
- D. Students and teachers share a mutual rapport and respect.
1. An appropriate level of teacher control is in place.
 2. Students feel the teacher knows and takes personal interest in them.
 3. The tone between teacher and student is pleasant and appropriate.
 4. The teacher and students celebrate success.
 5. Students participate actively in the learning activities.
 6. The teacher designs activities to develop appropriate level of concern.
 - a. The teacher is highly visible to all students in the setting.
 - b. The teacher uses proximity to motivate students.
 - c. Questioning techniques encourage all students to participate.
 - d. The teacher demonstrates the appropriate use of humor.
 - e. The teacher demonstrates caring for each individual.
- IX. Student behavior expectations that comply with Millard policy are clearly taught and effectively implemented.
- A. Students and teacher establish behavior guidelines appropriate for the developmental level of student and classroom setting.
1. Appropriate limits for unacceptable behavior and resulting consequences are established and followed.
 2. Acceptable behavior is acknowledged and reinforced.
- B. Students understand and follow established behavior guidelines.
1. Bullying or exclusion is not tolerated.
 2. Teacher anticipates problems and reacts immediately.
 3. Effective procedures for record keeping are followed.
- X. Students are expected to meet challenging and differentiated learning goals.
- A. Goals are set at least annually.
- B. Students understand and are actively involved in their personal progress.
1. Assessment reports provide appropriate information to support the student.
 2. Student/parent/teacher conferences and communications focus on individual student learning and achievement.
 3. Students are involved in self reflection about their learning.

4. Learning goals are reviewed and revised as appropriate.

C. Goals push students toward continued growth.

Domain 5: Professional Responsibilities

XI. Teaching professionals initiate meaningful professional growth and contribute to school and district improvement.

A. Teaching professionals pursue professional development to improve instruction.

1. Teaching professionals apply professional development growth experiences to improve content knowledge and pedagogical skill.
2. Teaching professionals review student data, critically examine their teaching, and collaborate with colleagues to increase student achievement.
3. Teaching professionals systematically reflect upon their own teaching practice and learn from experience.

B. Teaching professionals assume responsibility for school and district improvement.

1. Teaching professionals work cooperatively to identify areas where school and district programs need to be strengthened.
2. Teaching professionals participate in the implementation of improvement plans.

XII. Teaching professionals perform school-related responsibilities.

A. Teaching professionals comply with rules and regulations to provide a safe and orderly school environment.

1. Teaching professionals carry out school related duties by adhering to established laws, policies, rules, and regulations.
2. Teaching professionals adhere to the Professional Code of Ethics (Board Policy 4155).

B. Teaching professionals contribute to a positive school climate.

1. Teaching professionals foster healthy relationships with others.
2. Teaching professionals demonstrate enthusiasm for their profession and express concerns in a constructive manner.
3. Teaching professionals are involved in school activities to enrich the school learning environment.

C. Teaching professionals initiate parental involvement and support.

1. Teaching professionals clearly communicate the objectives and expectations of the course and/or grade level to students and parents to engage families in the instructional program.
2. Teaching professionals accurately maintain student records and effectively communicate student progress in a variety of methods to students and parents.

D. Teaching professionals use a variety of educational tools, including technology, to enhance professional practice.

1. Teaching professionals apply technology to increase productivity.

2. Teaching professionals continually evaluate professional practice regarding the use of technology in support of student learning.
3. Teaching professionals model an understanding of the social, ethical, legal, and human issues surrounding the use of technology.

Related Policy: 6200

Legal Reference: §79-866; 92 NAC 27

Date of Adoption: May 3, 1999

Revised: July 16, 2001; May 19, 2003; October 2, 2006

May 21, 2007; June 2, 2008

Millard Public Schools
Omaha NE

AGENDA SUMMARY SHEET

AGENDA ITEM: Reaffirmation of Policy 6700; Curriculum, Instruction, and Assessment; Co-curricular Activities
Reaffirmation of Rule 6700.2; Curriculum, Instruction, and Assessment; Interscholastic Athletics and Activities - Approval Procedures and Criteria
Reaffirmation of Rule 6700.4; Curriculum, Instruction, and Assessment; Extracurricular School Sponsored Clubs and Activities and Interscholastic Athletics and Activities - School Social Events
Reaffirmation of Rule 6700.5; Curriculum, Instruction, and Assessment; Extracurricular School Sponsored Clubs and Activities and Interscholastic Athletics and Activities - Intramural Athletics

MEETING DATE: Monday, May 19, 2008

DEPARTMENT: Athletics and Activities

TITLE AND BRIEF DESCRIPTION: Reaffirmation of Policy 6700. To correctly state the legal reference number. No changes to the policy.
Reaffirmation of Rule 6700.2. No changes to the rule.
Reaffirmation of Rule 6700.4. No changes to the rule.
Reaffirmation of Rule 6700.5. No changes to the rule.

ACTION DESIRED: Approval X

BACKGROUND: Following the district guidelines to review district policies and rules every seven years.

OPTIONS/ALTERNATIVE CONSIDERATIONS: None.

RECOMMENDATIONS: Approval (for reaffirmation)

STRATEGIC PLAN REFERENCE: N/A

IMPLICATIONS OF ADOPTION OR REJECTION:

TIME LINE: N/A

PERSONS RESPONSIBLE: Craig Whaley, Director of Activities and Athletics

SUPERINTENDENT'S APPROVAL: _____  _____

Curriculum, Instruction, and Assessment

Co-curricular Activities

6700

A vital component of a comprehensive educational program is a co-curricular activities program. Such activities, properly supervised and kept in proper perspective, shall be maintained in the school program in order to give students opportunities for experiences not possible in classroom activities. Care and consideration should be given to the amount of time these activities take students away from school during school hours or away from studies on “school nights.” This policy is applied in such areas as scheduling of interscholastic contests, meetings and trips involving school organizations and in-school activities such as meetings, initiations, etc.

Supervision of Co-curricular Activities

Whenever or wherever held, when conducted under the name of the school or school district or any class or organization thereof, co-curricular activities shall be under the general supervision of school authorities.

Non-Secret

Co-curricular groups shall not be secret in nature.

Participation

Students will be limited in participating in activities of a non-school nature during school hours. Prior to such participation, approval must be granted by the building administrator.

Legal Reference: Neb. Rev. Stat. [§79-2.101](#); Public schools, secret organizations; membership in, prohibited

Policy Adopted: June 16, 1975

Revised: August 23, 1999

[Reaffirmed: May 19, 2008](#)

Millard Public Schools
Omaha, Nebraska

Curriculum, Instruction, and Assessment

Interscholastic Athletics and Activities - Approval Procedures and Criteria

6700.2

I. Interscholastic Athletics and Activities

Interscholastic athletics and activities programs shall be established for both sexes and all such programs shall be sanctioned by and be in compliance with the rules and regulations of the Nebraska School Activities Association, the National Federation of State High School Associations, and the policies and rules of the Millard Public Schools.

II. Student Participation and Eligibility

- A. In compliance with the rules established by the Nebraska School Activities Association, the principal or designee has the responsibility for determining the eligibility of students.
- B. It shall be the responsibility of the coach to determine which candidates shall be members of the team.
- C. Standards for participation, conduct, and personal appearances shall be established by the coaches and such standards shall be reasonable and in harmony with the philosophy and goals established by the Millard Public Schools. In the case-of any dispute, the principal or designee shall be responsible for resolving the issue.
- D. All participating students shall meet the rules and regulations established by the Nebraska School Activities Association, the National Federation of State High School Associations, and the Millard Public Schools.

III. Approval Procedures and Criteria for New Interscholastic Sports and Activities

- A. All interscholastic sports and activities shall be required to obtain approval for adoption in the Millard Public Schools in accordance with the following procedures and criteria.
 1. An Interscholastic Sports and Activities application form shall be completed by the school principal or designee and submitted to the Millard Public Schools Activities Committee.
 2. When reviewing the application for an interscholastic sport or activity, the Activities Committee and the Board of Education shall evaluate the following considerations and criteria. Whether the interscholastic sport or activity:
 - a. can be conducted in compliance with the rules and regulations of the Nebraska School Activities Association as well as the policies and rules of the Millard Public Schools.
 - b. will meet a strong student interest which is not being met by the Millard Public Schools or other community sports or activity programs.
 - c. is appropriate for the knowledge level, intellectual maturity, competence, and age of the students.
 - d. has potential for growth.
 - e. will equalize the opportunities for girls and boys and meet the intent of Title IX.

- f. provides adequate opportunity for participation and competition.
- g. duplicates the general purposes of an existing interscholastic sport or activity offered by the Millard Public Schools or other community sports or activities offerings.

and, whether:

- h. given the number and nature of interscholastic sports and activities in the Millard Public Schools and community, it is appropriate to add the interscholastic sport or activity.
- i. the season in which the interscholastic sport or activity would be held allows for adequate participation and competition, given the weather and geographical conditions.
- j. adequate facilities are available for the interscholastic sport or activity. Adding a newly sanctioned interscholastic sport or activity should not overburden existing facilities.
- k. adequate funding is available for the newly sanctioned interscholastic sport or activity. Funding should not be diverted from existing interscholastic sports or activities to create new ones. All funding requirements, including start up and annual operation costs, must be considered.
- l. qualified and competent coaches and staff are available.

IV. Review and Discontinuance

- A. The Activities Committee shall regularly review the activities and purposes of interscholastic sports and activities and the Activities Committee may recommend to the Board of Education that any interscholastic sport or activity be discontinued. Recommendations for discontinuance shall be forwarded to and processed by the Board of Education in the manner provided above for interscholastic sports or activities.
- B. The Board of Education may on its own initiative, review and discontinue any interscholastic sport or activity.

Related Policies and Rules: 6700, 6700.1, 6700.3, 6700.4, 6700.5, 6700.6, [6700.7](#), [6700.8](#).

Rule Approved: June 16, 1975
 Revised: August 23, 1999; March 4, 2002
[Reaffirmed: May 19, 2008](#)

Millard Public Schools
 Omaha, NE

Curriculum, Instruction, and Assessment

Extracurricular School Sponsored Clubs and Activities, and Interscholastic Athletics and Activities – School Social Events **6700.4**

- I. All school social events will be restricted to members of the student body, the class or club concerned, and their guests. Parents are always welcome at school functions.
- II. All school social events are to be properly chaperoned at the direction of the building principal or designee.
- III. Permission to have school social events is to be obtained from the building principal or designee and placed on the calendar. The principal or designee shall require the group and their sponsor to work out all details for preparation and clean-up.
- IV. All school social events held on school nights should end by 11:00 p.m. unless changed by the principal or designee.
- V. The building principal or designee shall determine the number of school social events to be held each year.

Related Policy: 6700, and Rules: 6700.1, 6700.2, 6700.3, 6700.5, 6700.6, [6700.7](#), [6700.8](#).

Rule Approved: December 1, 1975
Reviewed: December 2, 1996
Revised: October 2, 2000; January 7, 2002; March 4, 2002
[Reaffirmed: May 19, 2008](#)

Millard Public School
Omaha, NE

Curriculum, Instruction, and Assessment

Extracurricular School Sponsored Clubs and Activities, and Interscholastic Athletics and Activities – Intramural Athletics

6700.5

- I. The building principal or designee shall be responsible for the building's intramural athletic program which shall be a balanced intramural athletic program for both sexes and with appropriate intramural athletics for appropriate levels.
- II. The building principal or designee shall see that the intramural athletic program is properly organized and supervised, including the supervision of both participants and spectators.
- III. Care shall be taken that intramural athletics are conducted primarily for the benefit of participants.
- IV. The focus of the intramural athletic program shall be on participation.

Related Policy: 6700, and Rules: 6700.1, 6700.2, 6700.3, 6700.4, 6700.6, [6700.7](#), [6700.8](#).

Rule Approved: June 16, 1975
Revised: August 23, 1999; March 4, 2002;
[Reaffirmed: May 19, 2008](#)

Millard Public Schools
Omaha, NE

AGENDA ITEM: Administrator Recommended for Hire

MEETING DATE: May 19, 2008

DEPARTMENT: Human Resources

TITLE & DESCRIPTION: Assistant Principal at North High School

ACTION DESIRED: Approval

BACKGROUND: The position was advertised in the Omaha World Herald, on the NASB website, and in Millard's job postings. Thirty-two applications were received (twenty-six from outside the district and six from within the district). The applications were reviewed by Dr. Kirby Eltiste, Brian Begley, Jay Dostal, and Dr. Keith Lutz. Two applicants from within the district and four from outside the district were selected to interview for the position. The interview teams included Dr. Kirby Eltiste, Dr. Keith Lutz, Dr. Mark Feldhausen, Lori Jasa, Kraig Lofquist, Nancy Johnston, Carrie Novotny-Buss, Dr. Jim Sutfin, Brian Begley, John Olson(Parent), Jennifer Brown (Student), Mary Bayne (Teacher), Mark Pilkington (Teacher), and Jay Dostal. I am recommending the following individual for the position.

Chad Zimmerman Recommended for Assistant Principal at North High School. He is currently a teacher and Dean of Boys at Westside Community Schools. He has been in this position since 1999.

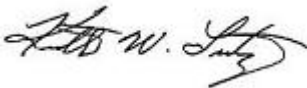
Education: BA—University of Nebraska at Lincoln in 1999; MA in Curriculum and Instruction from Doane College in 2004, and a MA in Educational Leadership from Doane in 2008.

OPTIONS & ALTERNATIVES: N/A

RECOMMENDATION: Approval

PERSON RECOMMENDING: Kirby Eltiste

SUPERINTENDENT APPROVAL:



AGENDA SUMMARY SHEET

MEETING DATE: May 19, 2008

DEPARTMENT: Human Resources

ACTION DESIRED: Approval

BACKGROUND: Personnel items: (1) New Hires; (2) Contract Amendment;
(3) Leave of Absence; and (4) Resignations

OPTIONS & ALTERNATIVES: NA

RECOMMENDATION: Approval

STRATEGIC PLAN REFERENCE: N/A

IMPLICATIONS OF ADOPTION
OR REJECTION: N/A

TIMELINE: N/A

RESPONSIBLE PERSON: Dr. Kirby Eltiste

SUPERINTENDENT APPROVAL: _____  _____

May 19, 2008

AMENDMENT TO CONTINUING CONTRACTS

Recommend: amendment to the following contracts:

1. Rebecca Scherbring – Second grade teacher at Cottonwood Elementary School for the 2008/2009 school year. Amend contract from 100% to 50% job share
2. Kristina Leeper – Special Ed Resource teacher at Disney Elementary School for the 2008/2009 school year. Amend contract from 100% to 50%.
3. Kathleen Guinan – Counselor at Hitchcock Elementary School (50%) and Central Middle School (50%) for 2008/2009 school year. Amend contract from 80% to 100%.
4. Stephanie Schade – Second grade teacher at Cottonwood Elementary School for the 2008/2009 school year. She is returning from a Leave of Absence and we are amending her contract from 100% to 50% job share.

May 19, 2008

LEAVE OF ABSENCE REQUESTS

Recommend: the following extended leave without pay requests be approved:

1. Becky Pfeifer – Language Arts teacher at Beadle Middle School. She is requesting a Leave of Absence for family reasons for the 2008/2009 school year.
2. Lisa Masid Scheppers – Third grade teacher at Neihardt Elementary School. She is requesting a Leave of Absence for family reasons for the 2008/2009 school year.

May 19, 2008

RESIGNATIONS

Recommend: the following resignations be accepted:

1. Thomas Geary – Special Ed Resource teacher at South High School. He is resigning effective immediately for personal reasons.
2. Lindsay Deitloff – Speech Pathologist at Wheeler Elementary School. She is resigning at the end of the 2007/2008 school year to take a position outside of education.
3. Char Riewer – Cadre I Associate located at Beadle Middle School. She is resigning at the end of the 2007/2008 school year to take another position in education.
4. Anne Shaughnessy – Kindergarten teacher at Cody Elementary School currently on long term disability. She is retiring at the end of the 2007/2008 school year.
5. Cindy Menendez – Instructional Facilitator at Wheeler Elementary School. She is resigning at the end of the 2007/2008 school year to take another job in education.
6. Ryan Broshar – Sixth grade teacher at Andersen Middle School. He is resigning at the end of the 2007/2008 school year to take another job in education.
7. Megan Volz – Language Arts teacher (50%) at West High School. She is resigning at the end of the 2007/2008 school year to take another job in education that would be full time.
8. Jenny Hudson – Special Ed Resource teacher at Cody Elementary School. She is resigning at the end of the 2007/2008 school year due to relocation.
9. Lesley Schultz – Elementary Counselor at Bryan Elementary School. She is resigning at the end of the 2007/2008 school year for personal reasons.

May 19, 2008

TEACHERS RECOMMENDED FOR HIRE

Recommend: the following teachers be hired:

1. Amy Meredith – MA+19 – University of Nebraska at Omaha. Special Ed Resource teacher at Reagan Elementary School for the 2008/2009 school year. Previous Exp: Ralston Public Schools (2004/2008).
2. Megan Schmidt – MA – Doane College. Special Ed Resource teacher at Bryan Elementary School for the 2008/2009 school year. Previous Exp: Bennington Public Schools (2003/2008); Bullhead City, AZ (2002/2003).
3. Mark Scott – BA – Northern Illinois. Science teacher (.5) and Social Studies teacher (.5) at Andersen Middle School for the 2008/2009 school year.
4. William Morrison – MA – University of Nebraska at Omaha. Math teacher at West High School for the 2008/2009 school year. Previous Exp: Fort Calhoun, NE (1999/2008); Bellevue Public Schools (1996/1999).
5. Zachary Voller – MA – Clemson University. Math teacher (short-term) at South High School for the 2008/2009 school year. Previous Exp: Iowa State University (2005/2006); Clemson University (2003/2005).
6. Sara Bailey – BA+6 – University of Nebraska at Omaha. Special Ed Resource teacher at the Millard Learning Center for the 2008/2009 school year. Previous Exp: Metro Community College (2000/2002); Papillion/LaVista Schools (1995/1999).
7. Patricia Knudson – BA+21 – College of St. Mary. Language Arts teacher at West High School for the 2008/2009 school year.
8. Virginia Curtiss – MA – University of Nebraska at Lincoln. Special Ed Resource teacher at Reeder Elementary School for the 2008/2009 school year. Previous Exp: Omaha Public Schools (2007/2008).
9. Natalie Webber – BA – University of Nebraska at Omaha. First grade teacher at Cottonwood Elementary School for the 2008/2009 school year.

10. Nancy Williams – University of Northern Iowa. Speech Pathologist at Norris Elementary School for the 2008/2009 school year. Previous Exp: Loess Hills AEA 13 (1999/2008); Rehab Works (1997/1999); Focus Rehab (1997/1999).
11. Anne Tipton – BA+13 – University of Nebraska at Lincoln. Vocal Music teacher (50%) at Montclair Elementary School for the 2008/209 school year. Previous Exp: Louisville Public Schools (2003/2008); Battle Creek, NE (2002/2003).
12. Katherine Schwarz – BA – Midland Lutheran College. Fifth grade teacher (short-term) at Ezra Elementary School for the 2008/2009 school year.
13. Debra Marshall – BA+6 – Winona State University. Fourth grade teacher at Cottonwood Elementary School for the 2008/2009 school year. Previous Exp: Millard Public Schools (1989/1991); Fayetteville, AR (1987/1989); Worthington, MN (1983/1986).
14. Deanna Castro – BA – Creighton University. Fifth grade teacher at Rohwer Elementary School for the 2008/2009 school year.
15. Karen Marsh – BA – Buena Vista College. Fourth grade teacher at Harvey Oaks Elementary School for the 2008/2009 school year. Previous Exp: Bellevue, NE (2006/2008); Missouri Valley, IA (2004/2006).

AGENDA SUMMARY SHEET

AGENDA ITEM: Parent Surveys

Meeting Date: 5-19-08

Department: Planning, Evaluation & Information Services.

Title and Brief Description: A randomly selected sample of 4,167 parents were mailed the Effective Schools Survey. There were 2,158 returns for an overall return rate of 51.7% (49.5% at the elementary level, 39.2% at the middle level and 49.8% at the high school level). On the item “what grade would you give the school?” 91.5% of parents gave a grade of A or B with 62% giving the grade of A.

Action Desired: Approval ___ Discussion x Information Only ___

Background: This parent survey is part of the Effective Schools Battery which is also administered to support staff, teachers, and students.

Options/Alternatives Considered: N.A.

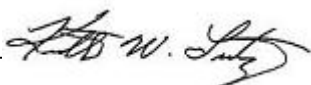
Recommendations: These data become a major part of the environmental scan which is carried out for operational and strategic planning. Each school receives this same data specific to their population.

Strategic Plan Reference: To meet the mission of the district.

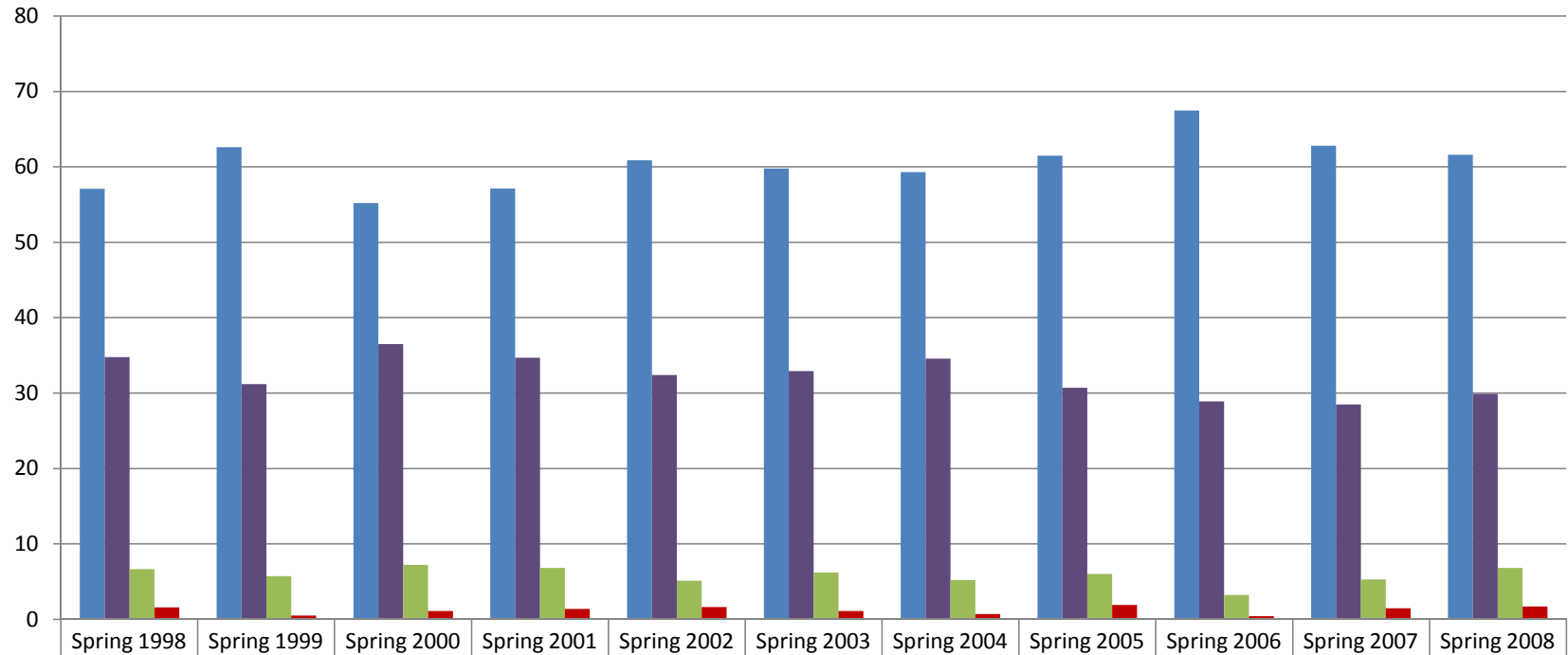
Implications of Adoption/Rejection: N.A.

Timeline: Use data in planning for 2008-2009

Responsible Persons: Jon Lopez

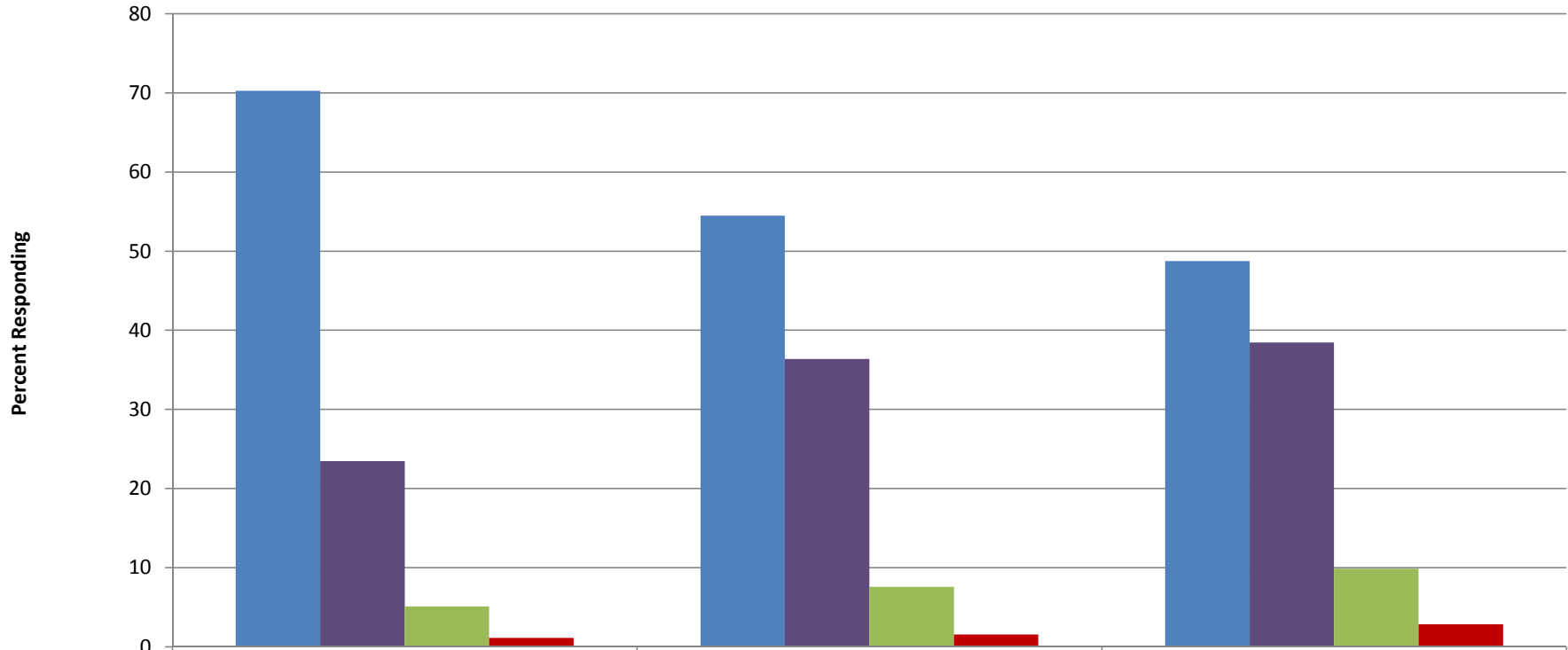
Superintendent’s Signature: _____  _____

Historical Parent Data Districtwide - What grade would you give your school? (Percent responding A, B, C, D or F)



| | Spring 1998 | Spring 1999 | Spring 2000 | Spring 2001 | Spring 2002 | Spring 2003 | Spring 2004 | Spring 2005 | Spring 2006 | Spring 2007 | Spring 2008 |
|----------|-------------|-------------|-------------|-------------|-------------|-------------|-------------|-------------|-------------|-------------|-------------|
| % A | 57.1 | 62.6 | 55.2 | 57.1428571 | 60.89 | 59.8 | 59.3297791 | 61.5 | 67.5 | 62.8 | 61.6 |
| % B | 34.75 | 31.2 | 36.5 | 34.6798029 | 32.39 | 32.9 | 34.5773038 | 30.7 | 28.9 | 28.48 | 29.9 |
| % C | 6.65 | 5.7 | 7.2 | 6.79802955 | 5.11 | 6.2 | 5.17897943 | 6 | 3.2 | 5.26 | 6.8 |
| % D or F | 1.55 | 0.5 | 1.1 | 1.37931034 | 1.61 | 1.1 | 0.68545316 | 1.9 | 0.4 | 1.44 | 1.7 |

Parent Survey Districtwide by Level 2007-2008 What grade would you give your school?



| | Elementary | Middle | High |
|------------|------------|-----------|-----------|
| ■ % A | 70.26087 | 54.464286 | 48.761905 |
| ■ % B | 23.478261 | 36.383929 | 38.47619 |
| ■ % C | 5.130435 | 7.589286 | 9.904762 |
| ■ % D or F | 1.130435 | 1.5625 | 2.857143 |

Effective Schools Parent Survey 2006-2007

| Indication of Lowest & Highest Schools' Scale Score Value | | | | | |
|--|--|----------------------|--|--|-----------------------|
| Scale Score Values ELEMENTARY Schools | | | | | |
| | | Lowest School | | | Highest School |
| PARENT | | | | | |
| School Environment | | 31.42 | | | 59.52 |
| Safe & Orderly Environment | | 31.82 | | | 58.64 |
| Discipline & Behavior | | 40.03 | | | 58.25 |
| Maximum Opportunity to Learn | | 39.23 | | | 60.59 |
| Monitoring Student Achievement | | 35.69 | | | 61.88 |
| Parent/Community Involvement | | 32.98 | | | 59.20 |
| Leadership | | 34.57 | | | 60.76 |

| Indication of Lowest & Highest Schools' Scale Score Value | | | | | |
|--|--|----------------------|--|--|-----------------------|
| Scale Score Values MIDDLE Schools | | | | | |
| | | Lowest School | | | Highest School |
| PARENT | | | | | |
| School Environment | | 38.06 | | | 54.22 |
| Safe & Orderly Environment | | 38.81 | | | 55.20 |
| Discipline & Behavior | | 38.94 | | | 58.66 |
| Maximum Opportunity to Learn | | 44.26 | | | 56.46 |
| Monitoring Student Achievement | | 46.17 | | | 57.50 |
| Parent/Community Involvement | | 46.00 | | | 55.42 |
| Leadership | | 45.83 | | | 54.47 |

| Indication of Lowest & Highest Schools' Scale Score Values | | | | | |
|---|--|----------------------|--|--|-----------------------|
| Scale Score Values High Schools | | | | | |
| | | Lowest School | | | Highest School |
| PARENT | | | | | |
| School Environment | | 38.17 | | | 51.55 |
| Safe & Orderly Environment | | 45.01 | | | 52.98 |
| Discipline & Behavior | | 38.34 | | | 51.44 |
| Maximum Opportunity to Learn | | 24.26 | | | 53.20 |
| Monitoring Student Achievement | | 39.68 | | | 52.74 |
| Parent/Community Involvement | | 42.08 | | | 50.81 |
| Leadership | | 44.71 | | | 54.23 |

Effective Schools Parent Survey 2007-2008

| Indication of Lowest & Highest Schools' Scale Score Value | | | | | |
|--|--|------------------|--|--|-------------------|
| Scale Score Values ELEMENTARY Schools | | | | | |
| | | Lowest School | | | Highest School |
| PARENT | | | | | |
| School Environment | | 39.01 | | | 57.12 |
| Safe & Orderly Environment | | 37.77 | | | 58.38 |
| Discipline & Behavior | | 41.09 | | | 57.63 |
| Maximum Opportunity to Learn | | 41.30 | | | 58.17 |
| Monitoring Student Achievement | | 41.71 | | | 57.70 |
| Parent/Community Involvement | | 39.80 | | | 56.10 |
| Leadership | | 39.65 | | | 61.43 |

| Indication of Lowest & Highest Schools' Scale Score Value | | | | | |
|--|--|------------------|--|--|-------------------|
| Scale Score Values MIDDLE Schools | | | | | |
| | | Lowest School | | | Highest School |
| PARENT | | | | | |
| School Environment | | 42.67 | | | 57.41 |
| Safe & Orderly Environment | | 44.19 | | | 57.20 |
| Discipline & Behavior | | 45.17 | | | 56.17 |
| Maximum Opportunity to Learn | | 45.76 | | | 54.33 |
| Monitoring Student Achievement | | 45.09 | | | 52.57 |
| Parent/Community Involvement | | 46.69 | | | 57.86 |
| Leadership | | 41.38 | | | 57.70 |

| Indication of Lowest & Highest Schools' Scale Score Values | | | | | |
|---|--|------------------|--|--|-------------------|
| Scale Score Values High Schools | | | | | |
| | | Lowest School | | | Highest School |
| PARENT | | | | | |
| School Environment | | 47.78 | | | 52.51 |
| Safe & Orderly Environment | | 47.94 | | | 50.87 |
| Discipline & Behavior | | 48.48 | | | 50.97 |
| Maximum Opportunity to Learn | | 49.44 | | | 50.90 |
| Monitoring Student Achievement | | 48.54 | | | 51.98 |
| Parent/Community Involvement | | 47.91 | | | 53.34 |
| Leadership | | 48.09 | | | 51.79 |

Elementary Parent Survey 2007-2008: District Data

My child is treated with respect by staff members at this school.

| | Frequency | Percent | Valid Percent | Cumulative Percent |
|------------------------|-----------|---------|---------------|--------------------|
| Valid Almost Never | 2 | .2 | .2 | .2 |
| Some of the Time | 26 | 2.2 | 2.2 | 2.4 |
| A Majority of the Time | 183 | 15.8 | 15.8 | 18.2 |
| Almost All of the Time | 949 | 81.8 | 81.8 | 100.0 |
| Total | 1160 | 100.0 | 100.0 | |

My child likes his or her school.

| | Frequency | Percent | Valid Percent | Cumulative Percent |
|------------------------|-----------|---------|---------------|--------------------|
| Valid Almost Never | 3 | .3 | .3 | .3 |
| Some of the Time | 38 | 3.3 | 3.3 | 3.5 |
| A Majority of the Time | 235 | 20.2 | 20.2 | 23.7 |
| Almost All of the Time | 887 | 76.3 | 76.3 | 100.0 |
| Total | 1163 | 100.0 | 100.0 | |

The students at my child's school show that they care about each other.

| | Frequency | Percent | Valid Percent | Cumulative Percent |
|------------------------|-----------|---------|---------------|--------------------|
| Valid Almost Never | 3 | .3 | .3 | .3 |
| Some of the Time | 136 | 11.7 | 11.7 | 12.0 |
| A Majority of the Time | 590 | 50.8 | 50.8 | 62.8 |
| Almost All of the Time | 432 | 37.2 | 37.2 | 100.0 |
| Total | 1161 | 100.0 | 100.0 | |

Students at my child's school show respect for each other's property.

| | Frequency | Percent | Valid Percent | Cumulative Percent |
|------------------------|-----------|---------|---------------|--------------------|
| Valid Almost Never | 6 | .5 | .5 | .5 |
| Some of the Time | 100 | 8.6 | 8.6 | 9.1 |
| A Majority of the Time | 584 | 50.3 | 50.3 | 59.4 |
| Almost All of the Time | 471 | 40.6 | 40.6 | 100.0 |
| Total | 1161 | 100.0 | 100.0 | |

My child is safe at this school.

| | Frequency | Percent | Valid Percent | Cumulative Percent |
|------------------------|-----------|---------|---------------|--------------------|
| Valid Almost Never | 2 | .2 | .2 | .2 |
| Some of the Time | 13 | 1.1 | 1.1 | 1.3 |
| A Majority of the Time | 171 | 14.7 | 14.7 | 16.0 |
| Almost All of the Time | 978 | 84.0 | 84.0 | 100.0 |
| Total | 1164 | 100.0 | 100.0 | |

Elementary Parent Survey 2007-2008: District Data

This school has rules in place to maintain safety.

| | Frequency | Percent | Valid Percent | Cumulative Percent |
|------------------------|-----------|---------|---------------|--------------------|
| Valid Some of the Time | 20 | 1.7 | 1.7 | 1.7 |
| A Majority of the Time | 141 | 12.2 | 12.2 | 13.9 |
| Almost All of the Time | 999 | 86.1 | 86.1 | 100.0 |
| Total | 1160 | 100.0 | 100.0 | |

There is adequate supervision of students at this school.

| | Frequency | Percent | Valid Percent | Cumulative Percent |
|------------------------|-----------|---------|---------------|--------------------|
| Valid Almost Never | 3 | .3 | .3 | .3 |
| Some of the Time | 41 | 3.5 | 3.5 | 3.8 |
| A Majority of the Time | 256 | 22.1 | 22.1 | 25.9 |
| Almost All of the Time | 858 | 74.1 | 74.1 | 100.0 |
| Total | 1158 | 100.0 | 100.0 | |

The rules are followed by the students at this school.

| | Frequency | Percent | Valid Percent | Cumulative Percent |
|------------------------|-----------|---------|---------------|--------------------|
| Valid Almost Never | 1 | .1 | .1 | .1 |
| Some of the Time | 55 | 4.7 | 4.7 | 4.8 |
| A Majority of the Time | 589 | 50.8 | 50.8 | 55.6 |
| Almost All of the Time | 515 | 44.4 | 44.4 | 100.0 |
| Total | 1160 | 100.0 | 100.0 | |

My child is bullied at this school.

| | Frequency | Percent | Valid Percent | Cumulative Percent |
|------------------------------|-----------|---------|---------------|--------------------|
| Valid Almost All of the Time | 38 | 3.3 | 3.3 | 3.3 |
| A Majority of the Time | 14 | 1.2 | 1.2 | 4.5 |
| Some of the Time | 215 | 18.5 | 18.5 | 23.0 |
| Almost Never | 896 | 77.0 | 77.0 | 100.0 |
| Total | 1163 | 100.0 | 100.0 | |

I believe my child understands the consequences of his or her actions.

| | Frequency | Percent | Valid Percent | Cumulative Percent |
|------------------------|-----------|---------|---------------|--------------------|
| Valid Almost Never | 2 | .2 | .2 | .2 |
| Some of the Time | 33 | 2.8 | 2.8 | 3.0 |
| A Majority of the Time | 323 | 27.7 | 27.7 | 30.8 |
| Almost All of the Time | 806 | 69.2 | 69.2 | 100.0 |
| Total | 1164 | 100.0 | 100.0 | |

Elementary Parent Survey 2007-2008: District Data

Staff members do a good job of preventing students from misbehaving.

| | | Frequency | Percent | Valid Percent | Cumulative Percent |
|-------|------------------------|-----------|---------|---------------|--------------------|
| Valid | Almost Never | 5 | .4 | .4 | .4 |
| | Some of the Time | 57 | 4.9 | 4.9 | 5.3 |
| | A Majority of the Time | 480 | 41.4 | 41.4 | 46.8 |
| | Almost All of the Time | 617 | 53.2 | 53.2 | 100.0 |
| | Total | 1159 | 100.0 | 100.0 | |

Staff members are fair when dealing with students who misbehave.

| | | Frequency | Percent | Valid Percent | Cumulative Percent |
|-------|------------------------|-----------|---------|---------------|--------------------|
| Valid | Almost Never | 12 | 1.0 | 1.0 | 1.0 |
| | Some of the Time | 87 | 7.5 | 7.5 | 8.6 |
| | A Majority of the Time | 387 | 33.4 | 33.4 | 42.0 |
| | Almost All of the Time | 671 | 58.0 | 58.0 | 100.0 |
| | Total | 1157 | 100.0 | 100.0 | |

The school's policy is effective in dealing with students who misbehave.

| | | Frequency | Percent | Valid Percent | Cumulative Percent |
|-------|------------------------|-----------|---------|---------------|--------------------|
| Valid | Almost Never | 10 | .9 | .9 | .9 |
| | Some of the Time | 78 | 6.8 | 6.8 | 7.7 |
| | A Majority of the Time | 395 | 34.5 | 34.5 | 42.1 |
| | Almost All of the Time | 663 | 57.9 | 57.9 | 100.0 |
| | Total | 1146 | 100.0 | 100.0 | |

The work assigned to my child challenges him or her appropriately.

| | | Frequency | Percent | Valid Percent | Cumulative Percent |
|-------|------------------------|-----------|---------|---------------|--------------------|
| Valid | Almost Never | 13 | 1.1 | 1.1 | 1.1 |
| | Some of the Time | 115 | 9.9 | 9.9 | 11.0 |
| | A Majority of the Time | 412 | 35.5 | 35.5 | 46.5 |
| | Almost All of the Time | 622 | 53.5 | 53.5 | 100.0 |
| | Total | 1162 | 100.0 | 100.0 | |

I am satisfied with the curriculum at my child's school.

| | | Frequency | Percent | Valid Percent | Cumulative Percent |
|-------|------------------------|-----------|---------|---------------|--------------------|
| Valid | Almost Never | 8 | .7 | .7 | .7 |
| | Some of the Time | 83 | 7.1 | 7.1 | 7.8 |
| | A Majority of the Time | 387 | 33.3 | 33.3 | 41.1 |
| | Almost All of the Time | 685 | 58.9 | 58.9 | 100.0 |
| | Total | 1163 | 100.0 | 100.0 | |

Elementary Parent Survey 2007-2008: District Data

If my child needs extra help, it is offered at this school.

| | | Frequency | Percent | Valid Percent | Cumulative Percent |
|-------|------------------------|-----------|---------|---------------|--------------------|
| Valid | Almost Never | 14 | 1.2 | 1.2 | 1.2 |
| | Some of the Time | 69 | 6.0 | 6.0 | 7.2 |
| | A Majority of the Time | 280 | 24.3 | 24.3 | 31.5 |
| | Almost All of the Time | 788 | 68.5 | 68.5 | 100.0 |
| | Total | 1151 | 100.0 | 100.0 | |

There are sufficient academic opportunities available in my child's school.

| | | Frequency | Percent | Valid Percent | Cumulative Percent |
|-------|------------------------|-----------|---------|---------------|--------------------|
| Valid | Almost Never | 10 | .9 | .9 | .9 |
| | Some of the Time | 94 | 8.1 | 8.1 | 9.0 |
| | A Majority of the Time | 318 | 27.5 | 27.5 | 36.5 |
| | Almost All of the Time | 734 | 63.5 | 63.5 | 100.0 |
| | Total | 1156 | 100.0 | 100.0 | |

My child's teacher(s) encourage(s) him or her to excel.

| | | Frequency | Percent | Valid Percent | Cumulative Percent |
|-------|------------------------|-----------|---------|---------------|--------------------|
| Valid | Almost Never | 12 | 1.0 | 1.0 | 1.0 |
| | Some of the Time | 62 | 5.3 | 5.3 | 6.4 |
| | A Majority of the Time | 235 | 20.2 | 20.2 | 26.6 |
| | Almost All of the Time | 853 | 73.4 | 73.4 | 100.0 |
| | Total | 1162 | 100.0 | 100.0 | |

My child is progressing academically in school.

| | | Frequency | Percent | Valid Percent | Cumulative Percent |
|-------|------------------------|-----------|---------|---------------|--------------------|
| Valid | Almost Never | 5 | .4 | .4 | .4 |
| | Some of the Time | 39 | 3.4 | 3.4 | 3.8 |
| | A Majority of the Time | 283 | 24.4 | 24.4 | 28.2 |
| | Almost All of the Time | 832 | 71.8 | 71.8 | 100.0 |
| | Total | 1159 | 100.0 | 100.0 | |

I feel that my child is learning the curriculum from his or her teacher(s).

| | | Frequency | Percent | Valid Percent | Cumulative Percent |
|-------|------------------------|-----------|---------|---------------|--------------------|
| Valid | Almost Never | 5 | .4 | .4 | .4 |
| | Some of the Time | 47 | 4.1 | 4.1 | 4.5 |
| | A Majority of the Time | 259 | 22.3 | 22.3 | 26.8 |
| | Almost All of the Time | 849 | 73.2 | 73.2 | 100.0 |
| | Total | 1160 | 100.0 | 100.0 | |

Elementary Parent Survey 2007-2008: District Data

School is preparing my child to be successful in life.

| | Frequency | Percent | Valid Percent | Cumulative Percent |
|------------------------|-----------|---------|---------------|--------------------|
| Valid Almost Never | 8 | .7 | .7 | .7 |
| Some of the Time | 64 | 5.5 | 5.5 | 6.2 |
| A Majority of the Time | 293 | 25.3 | 25.3 | 31.5 |
| Almost All of the Time | 794 | 68.5 | 68.5 | 100.0 |
| Total | 1159 | 100.0 | 100.0 | |

I am satisfied with the instruction at my child's school.

| | Frequency | Percent | Valid Percent | Cumulative Percent |
|------------------------|-----------|---------|---------------|--------------------|
| Valid Almost Never | 9 | .8 | .8 | .8 |
| Some of the Time | 71 | 6.1 | 6.1 | 6.9 |
| A Majority of the Time | 328 | 28.3 | 28.3 | 35.2 |
| Almost All of the Time | 750 | 64.8 | 64.8 | 100.0 |
| Total | 1158 | 100.0 | 100.0 | |

I have access to adequate information about my child's academic progress.

| | Frequency | Percent | Valid Percent | Cumulative Percent |
|------------------------|-----------|---------|---------------|--------------------|
| Valid Almost Never | 5 | .4 | .4 | .4 |
| Some of the Time | 71 | 6.1 | 6.1 | 6.6 |
| A Majority of the Time | 240 | 20.7 | 20.7 | 27.2 |
| Almost All of the Time | 844 | 72.8 | 72.8 | 100.0 |
| Total | 1160 | 100.0 | 100.0 | |

My child receives constructive feedback on his or her classwork.

| | Frequency | Percent | Valid Percent | Cumulative Percent |
|------------------------|-----------|---------|---------------|--------------------|
| Valid Almost Never | 15 | 1.3 | 1.3 | 1.3 |
| Some of the Time | 72 | 6.2 | 6.2 | 7.5 |
| A Majority of the Time | 339 | 29.3 | 29.3 | 36.8 |
| Almost All of the Time | 731 | 63.2 | 63.2 | 100.0 |
| Total | 1157 | 100.0 | 100.0 | |

I am provided with opportunities to become involved in my child's school.

| | Frequency | Percent | Valid Percent | Cumulative Percent |
|------------------------|-----------|---------|---------------|--------------------|
| Valid Almost Never | 6 | .5 | .5 | .5 |
| Some of the Time | 47 | 4.0 | 4.0 | 4.6 |
| A Majority of the Time | 205 | 17.7 | 17.7 | 22.2 |
| Almost All of the Time | 903 | 77.8 | 77.8 | 100.0 |
| Total | 1161 | 100.0 | 100.0 | |

Elementary Parent Survey 2007-2008: District Data

I believe parent/teacher or student-led conferences are important.

| | | Frequency | Percent | Valid Percent | Cumulative Percent |
|-------|------------------------|-----------|---------|---------------|--------------------|
| Valid | Almost Never | 8 | .7 | .7 | .7 |
| | Some of the Time | 31 | 2.7 | 2.7 | 3.4 |
| | A Majority of the Time | 98 | 8.4 | 8.4 | 11.8 |
| | Almost All of the Time | 1023 | 88.2 | 88.2 | 100.0 |
| | Total | 1160 | 100.0 | 100.0 | |

School communication is meaningful and timely so I am well-informed about school issues.

| | | Frequency | Percent | Valid Percent | Cumulative Percent |
|-------|------------------------|-----------|---------|---------------|--------------------|
| Valid | Almost Never | 12 | 1.0 | 1.0 | 1.0 |
| | Some of the Time | 70 | 6.0 | 6.0 | 7.1 |
| | A Majority of the Time | 261 | 22.5 | 22.5 | 29.6 |
| | Almost All of the Time | 815 | 70.4 | 70.4 | 100.0 |
| | Total | 1158 | 100.0 | 100.0 | |

District communication is meaningful and timely so I am well-informed about district issues.

| | | Frequency | Percent | Valid Percent | Cumulative Percent |
|-------|------------------------|-----------|---------|---------------|--------------------|
| Valid | Almost Never | 17 | 1.5 | 1.5 | 1.5 |
| | Some of the Time | 75 | 6.5 | 6.5 | 8.0 |
| | A Majority of the Time | 343 | 29.6 | 29.6 | 37.6 |
| | Almost All of the Time | 722 | 62.4 | 62.4 | 100.0 |
| | Total | 1157 | 100.0 | 100.0 | |

Teachers at this school are good role models for my child.

| | | Frequency | Percent | Valid Percent | Cumulative Percent |
|-------|------------------------|-----------|---------|---------------|--------------------|
| Valid | Almost Never | 6 | .5 | .5 | .5 |
| | Some of the Time | 32 | 2.8 | 2.8 | 3.3 |
| | A Majority of the Time | 243 | 20.9 | 20.9 | 24.2 |
| | Almost All of the Time | 880 | 75.8 | 75.8 | 100.0 |
| | Total | 1161 | 100.0 | 100.0 | |

The principal and assistant principals are positive role models for the students.

| | | Frequency | Percent | Valid Percent | Cumulative Percent |
|-------|------------------------|-----------|---------|---------------|--------------------|
| Valid | Almost Never | 10 | .9 | .9 | .9 |
| | Some of the Time | 38 | 3.3 | 3.3 | 4.2 |
| | A Majority of the Time | 184 | 16.0 | 16.0 | 20.1 |
| | Almost All of the Time | 920 | 79.9 | 79.9 | 100.0 |
| | Total | 1152 | 100.0 | 100.0 | |

Elementary Parent Survey 2007-2008: District Data

When I have concerns about my child, building staff help me get them resolved.

| | | Frequency | Percent | Valid Percent | Cumulative Percent |
|-------|------------------------|-----------|---------|---------------|--------------------|
| Valid | Almost Never | 15 | 1.3 | 1.3 | 1.3 |
| | Some of the Time | 57 | 5.0 | 5.0 | 6.3 |
| | A Majority of the Time | 230 | 20.1 | 20.1 | 26.4 |
| | Almost All of the Time | 843 | 73.6 | 73.6 | 100.0 |
| | Total | 1145 | 100.0 | 100.0 | |

There is an effective principal (and assistant principals) at this school.

| | | Frequency | Percent | Valid Percent | Cumulative Percent |
|-------|------------------------|-----------|---------|---------------|--------------------|
| Valid | Almost Never | 21 | 1.8 | 1.8 | 1.8 |
| | Some of the Time | 48 | 4.2 | 4.2 | 6.0 |
| | A Majority of the Time | 175 | 15.2 | 15.2 | 21.2 |
| | Almost All of the Time | 908 | 78.8 | 78.8 | 100.0 |
| | Total | 1152 | 100.0 | 100.0 | |

The principal and assistant principals listen to my suggestions, questions or concerns.

| | | Frequency | Percent | Valid Percent | Cumulative Percent |
|-------|------------------------|-----------|---------|---------------|--------------------|
| Valid | Almost Never | 25 | 2.2 | 2.2 | 2.2 |
| | Some of the Time | 57 | 5.1 | 5.1 | 7.3 |
| | A Majority of the Time | 224 | 20.0 | 20.0 | 27.3 |
| | Almost All of the Time | 814 | 72.7 | 72.7 | 100.0 |
| | Total | 1120 | 100.0 | 100.0 | |

I have confidence in this building administration's decisions.

| | | Frequency | Percent | Valid Percent | Cumulative Percent |
|-------|------------------------|-----------|---------|---------------|--------------------|
| Valid | Almost Never | 20 | 1.7 | 1.7 | 1.7 |
| | Some of the Time | 68 | 5.9 | 5.9 | 7.6 |
| | A Majority of the Time | 249 | 21.6 | 21.6 | 29.2 |
| | Almost All of the Time | 816 | 70.8 | 70.8 | 100.0 |
| | Total | 1153 | 100.0 | 100.0 | |

I would like to see stricter rules at my child's school.

| | | Frequency | Percent | Valid Percent | Cumulative Percent |
|-------|-------|-----------|---------|---------------|--------------------|
| Valid | Yes | 183 | 16.0 | 16.0 | 16.0 |
| | No | 960 | 84.0 | 84.0 | 100.0 |
| | Total | 1143 | 100.0 | 100.0 | |

Elementary Parent Survey 2007-2008: District Data

My child reads well for the grade he or she is in.

| | | Frequency | Percent | Valid Percent | Cumulative Percent |
|-------|-------|-----------|---------|---------------|--------------------|
| Valid | No | 136 | 11.8 | 11.8 | 11.8 |
| | Yes | 1016 | 88.2 | 88.2 | 100.0 |
| | Total | 1152 | 100.0 | 100.0 | |

My child does math problems well for the grade he or she is in.

| | | Frequency | Percent | Valid Percent | Cumulative Percent |
|-------|-------|-----------|---------|---------------|--------------------|
| Valid | No | 123 | 10.7 | 10.7 | 10.7 |
| | Yes | 1023 | 89.3 | 89.3 | 100.0 |
| | Total | 1146 | 100.0 | 100.0 | |

My child writes well for the grade he or she is in.

| | | Frequency | Percent | Valid Percent | Cumulative Percent |
|-------|-------|-----------|---------|---------------|--------------------|
| Valid | No | 176 | 15.3 | 15.3 | 15.3 |
| | Yes | 971 | 84.7 | 84.7 | 100.0 |
| | Total | 1147 | 100.0 | 100.0 | |

I am satisfied with the information available to me about my child's academic progress.

| | | Frequency | Percent | Valid Percent | Cumulative Percent |
|-------|-------|-----------|---------|---------------|--------------------|
| Valid | No | 91 | 7.9 | 7.9 | 7.9 |
| | Yes | 1063 | 92.1 | 92.1 | 100.0 |
| | Total | 1154 | 100.0 | 100.0 | |

If I were to assign a letter grade to my child's school, it would be:

| | | Frequency | Percent | Valid Percent | Cumulative Percent |
|-------|-------|-----------|---------|---------------|--------------------|
| Valid | F | 3 | .3 | .3 | .3 |
| | D | 10 | .9 | .9 | 1.1 |
| | C | 59 | 5.1 | 5.1 | 6.3 |
| | B | 270 | 23.5 | 23.5 | 29.7 |
| | A | 808 | 70.3 | 70.3 | 100.0 |
| | Total | 1150 | 100.0 | 100.0 | |

Middle School Parent Survey 2007-2008: District Data

My child is treated with respect by staff members at this school.

| | Frequency | Percent | Valid Percent | Cumulative Percent |
|------------------------|-----------|---------|---------------|--------------------|
| Valid Almost Never | 2 | .4 | .4 | .4 |
| Some of the Time | 16 | 3.6 | 3.6 | 4.0 |
| A Majority of the Time | 142 | 31.7 | 31.7 | 35.7 |
| Almost All of the Time | 288 | 64.3 | 64.3 | 100.0 |
| Total | 448 | 100.0 | 100.0 | |

My child likes his or her school.

| | Frequency | Percent | Valid Percent | Cumulative Percent |
|------------------------|-----------|---------|---------------|--------------------|
| Valid Almost Never | 3 | .7 | .7 | .7 |
| Some of the Time | 25 | 5.6 | 5.6 | 6.2 |
| A Majority of the Time | 143 | 31.8 | 31.8 | 38.1 |
| Almost All of the Time | 278 | 61.9 | 61.9 | 100.0 |
| Total | 449 | 100.0 | 100.0 | |

The students at my child's school show that they care about each other.

| | Frequency | Percent | Valid Percent | Cumulative Percent |
|------------------------|-----------|---------|---------------|--------------------|
| Valid Almost Never | 7 | 1.6 | 1.6 | 1.6 |
| Some of the Time | 106 | 23.8 | 23.8 | 25.4 |
| A Majority of the Time | 242 | 54.4 | 54.4 | 79.8 |
| Almost All of the Time | 90 | 20.2 | 20.2 | 100.0 |
| Total | 445 | 100.0 | 100.0 | |

Students at my child's school show respect for each other's property.

| | Frequency | Percent | Valid Percent | Cumulative Percent |
|------------------------|-----------|---------|---------------|--------------------|
| Valid Almost Never | 12 | 2.7 | 2.7 | 2.7 |
| Some of the Time | 92 | 20.7 | 20.7 | 23.4 |
| A Majority of the Time | 247 | 55.6 | 55.6 | 79.1 |
| Almost All of the Time | 93 | 20.9 | 20.9 | 100.0 |
| Total | 444 | 100.0 | 100.0 | |

My child is safe at this school.

| | Frequency | Percent | Valid Percent | Cumulative Percent |
|------------------------|-----------|---------|---------------|--------------------|
| Valid Almost Never | 2 | .4 | .4 | .4 |
| Some of the Time | 11 | 2.4 | 2.4 | 2.9 |
| A Majority of the Time | 95 | 21.2 | 21.2 | 24.1 |
| Almost All of the Time | 341 | 75.9 | 75.9 | 100.0 |
| Total | 449 | 100.0 | 100.0 | |

Middle School Parent Survey 2007-2008: District Data

This school has rules in place to maintain safety.

| | | Frequency | Percent | Valid Percent | Cumulative Percent |
|-------|------------------------|-----------|---------|---------------|--------------------|
| Valid | Almost Never | 3 | .7 | .7 | .7 |
| | Some of the Time | 9 | 2.0 | 2.0 | 2.7 |
| | A Majority of the Time | 74 | 16.5 | 16.5 | 19.2 |
| | Almost All of the Time | 363 | 80.8 | 80.8 | 100.0 |
| | Total | 449 | 100.0 | 100.0 | |

There is adequate supervision of students at this school.

| | | Frequency | Percent | Valid Percent | Cumulative Percent |
|-------|------------------------|-----------|---------|---------------|--------------------|
| Valid | Almost Never | 4 | .9 | .9 | .9 |
| | Some of the Time | 21 | 4.7 | 4.7 | 5.6 |
| | A Majority of the Time | 132 | 29.6 | 29.6 | 35.2 |
| | Almost All of the Time | 289 | 64.8 | 64.8 | 100.0 |
| | Total | 446 | 100.0 | 100.0 | |

The rules are followed by the students at this school.

| | | Frequency | Percent | Valid Percent | Cumulative Percent |
|-------|------------------------|-----------|---------|---------------|--------------------|
| Valid | Almost Never | 5 | 1.1 | 1.1 | 1.1 |
| | Some of the Time | 56 | 12.6 | 12.6 | 13.7 |
| | A Majority of the Time | 270 | 60.8 | 60.8 | 74.5 |
| | Almost All of the Time | 113 | 25.5 | 25.5 | 100.0 |
| | Total | 444 | 100.0 | 100.0 | |

My child is bullied at this school.

| | | Frequency | Percent | Valid Percent | Cumulative Percent |
|-------|------------------------|-----------|---------|---------------|--------------------|
| Valid | Almost All of the Time | 16 | 3.6 | 3.6 | 3.6 |
| | A Majority of the Time | 9 | 2.0 | 2.0 | 5.6 |
| | Some of the Time | 82 | 18.3 | 18.3 | 23.8 |
| | Almost Never | 342 | 76.2 | 76.2 | 100.0 |
| | Total | 449 | 100.0 | 100.0 | |

I believe my child understands the consequences of his or her actions.

| | | Frequency | Percent | Valid Percent | Cumulative Percent |
|-------|------------------------|-----------|---------|---------------|--------------------|
| Valid | Almost Never | 1 | .2 | .2 | .2 |
| | Some of the Time | 10 | 2.2 | 2.2 | 2.4 |
| | A Majority of the Time | 94 | 20.9 | 20.9 | 23.4 |
| | Almost All of the Time | 344 | 76.6 | 76.6 | 100.0 |
| | Total | 449 | 100.0 | 100.0 | |

Staff members do a good job of preventing students from misbehaving.

| | | Frequency | Percent | Valid Percent | Cumulative Percent |
|-------|------------------------|-----------|---------|---------------|--------------------|
| Valid | Almost Never | 7 | 1.6 | 1.6 | 1.6 |
| | Some of the Time | 32 | 7.2 | 7.2 | 8.7 |
| | A Majority of the Time | 212 | 47.5 | 47.5 | 56.3 |
| | Almost All of the Time | 195 | 43.7 | 43.7 | 100.0 |
| | Total | 446 | 100.0 | 100.0 | |

Staff members are fair when dealing with students who misbehave.

| | | Frequency | Percent | Valid Percent | Cumulative Percent |
|-------|------------------------|-----------|---------|---------------|--------------------|
| Valid | Almost Never | 8 | 1.8 | 1.8 | 1.8 |
| | Some of the Time | 51 | 11.4 | 11.4 | 13.2 |
| | A Majority of the Time | 172 | 38.5 | 38.5 | 51.7 |
| | Almost All of the Time | 216 | 48.3 | 48.3 | 100.0 |
| | Total | 447 | 100.0 | 100.0 | |

The school's policy is effective in dealing with students who misbehave.

| | | Frequency | Percent | Valid Percent | Cumulative Percent |
|-------|------------------------|-----------|---------|---------------|--------------------|
| Valid | Almost Never | 8 | 1.8 | 1.8 | 1.8 |
| | Some of the Time | 37 | 8.4 | 8.4 | 10.2 |
| | A Majority of the Time | 176 | 39.7 | 39.7 | 49.9 |
| | Almost All of the Time | 222 | 50.1 | 50.1 | 100.0 |
| | Total | 443 | 100.0 | 100.0 | |

The work assigned to my child challenges him or her appropriately.

| | | Frequency | Percent | Valid Percent | Cumulative Percent |
|-------|------------------------|-----------|---------|---------------|--------------------|
| Valid | Almost Never | 3 | .7 | .7 | .7 |
| | Some of the Time | 48 | 10.7 | 10.7 | 11.4 |
| | A Majority of the Time | 156 | 34.8 | 34.8 | 46.2 |
| | Almost All of the Time | 241 | 53.8 | 53.8 | 100.0 |
| | Total | 448 | 100.0 | 100.0 | |

I am satisfied with the curriculum at my child's school.

| | | Frequency | Percent | Valid Percent | Cumulative Percent |
|-------|------------------------|-----------|---------|---------------|--------------------|
| Valid | Almost Never | 1 | .2 | .2 | .2 |
| | Some of the Time | 31 | 6.9 | 6.9 | 7.1 |
| | A Majority of the Time | 148 | 33.0 | 33.0 | 40.2 |
| | Almost All of the Time | 268 | 59.8 | 59.8 | 100.0 |
| | Total | 448 | 100.0 | 100.0 | |

Middle School Parent Survey 2007-2008: District Data

If my child needs extra help, it is offered at this school.

| | | Frequency | Percent | Valid Percent | Cumulative Percent |
|-------|------------------------|-----------|---------|---------------|--------------------|
| Valid | Almost Never | 2 | .4 | .4 | .4 |
| | Some of the Time | 24 | 5.4 | 5.4 | 5.8 |
| | A Majority of the Time | 111 | 24.9 | 24.9 | 30.7 |
| | Almost All of the Time | 309 | 69.3 | 69.3 | 100.0 |
| | Total | 446 | 100.0 | 100.0 | |

There are sufficient academic opportunities available in my child's school.

| | | Frequency | Percent | Valid Percent | Cumulative Percent |
|-------|------------------------|-----------|---------|---------------|--------------------|
| Valid | Almost Never | 2 | .4 | .4 | .4 |
| | Some of the Time | 16 | 3.6 | 3.6 | 4.0 |
| | A Majority of the Time | 122 | 27.2 | 27.2 | 31.3 |
| | Almost All of the Time | 308 | 68.8 | 68.8 | 100.0 |
| | Total | 448 | 100.0 | 100.0 | |

My child's teacher(s) encourage(s) him or her to excel.

| | | Frequency | Percent | Valid Percent | Cumulative Percent |
|-------|------------------------|-----------|---------|---------------|--------------------|
| Valid | Almost Never | 5 | 1.1 | 1.1 | 1.1 |
| | Some of the Time | 35 | 7.8 | 7.8 | 9.0 |
| | A Majority of the Time | 148 | 33.2 | 33.2 | 42.2 |
| | Almost All of the Time | 258 | 57.8 | 57.8 | 100.0 |
| | Total | 446 | 100.0 | 100.0 | |

My child is progressing academically in school.

| | | Frequency | Percent | Valid Percent | Cumulative Percent |
|-------|------------------------|-----------|---------|---------------|--------------------|
| Valid | Some of the Time | 25 | 5.6 | 5.6 | 5.6 |
| | A Majority of the Time | 127 | 28.3 | 28.3 | 33.9 |
| | Almost All of the Time | 297 | 66.1 | 66.1 | 100.0 |
| | Total | 449 | 100.0 | 100.0 | |

I feel that my child is learning the curriculum from his or her teacher(s).

| | | Frequency | Percent | Valid Percent | Cumulative Percent |
|-------|------------------------|-----------|---------|---------------|--------------------|
| Valid | Almost Never | 1 | .2 | .2 | .2 |
| | Some of the Time | 27 | 6.0 | 6.0 | 6.3 |
| | A Majority of the Time | 147 | 32.8 | 32.8 | 39.1 |
| | Almost All of the Time | 273 | 60.9 | 60.9 | 100.0 |
| | Total | 448 | 100.0 | 100.0 | |

School is preparing my child to be successful in life.

| | | Frequency | Percent | Valid Percent | Cumulative Percent |
|-------|------------------------|-----------|---------|---------------|--------------------|
| Valid | Almost Never | 3 | .7 | .7 | .7 |
| | Some of the Time | 30 | 6.7 | 6.7 | 7.4 |
| | A Majority of the Time | 147 | 32.8 | 32.8 | 40.2 |
| | Almost All of the Time | 268 | 59.8 | 59.8 | 100.0 |
| | Total | 448 | 100.0 | 100.0 | |

I am satisfied with the instruction at my child's school.

| | | Frequency | Percent | Valid Percent | Cumulative Percent |
|-------|------------------------|-----------|---------|---------------|--------------------|
| Valid | Almost Never | 1 | .2 | .2 | .2 |
| | Some of the Time | 32 | 7.2 | 7.2 | 7.4 |
| | A Majority of the Time | 162 | 36.2 | 36.2 | 43.6 |
| | Almost All of the Time | 252 | 56.4 | 56.4 | 100.0 |
| | Total | 447 | 100.0 | 100.0 | |

I have access to adequate information about my child's academic progress.

| | | Frequency | Percent | Valid Percent | Cumulative Percent |
|-------|------------------------|-----------|---------|---------------|--------------------|
| Valid | Some of the Time | 13 | 2.9 | 2.9 | 2.9 |
| | A Majority of the Time | 77 | 17.1 | 17.1 | 20.0 |
| | Almost All of the Time | 359 | 80.0 | 80.0 | 100.0 |
| | Total | 449 | 100.0 | 100.0 | |

My child receives constructive feedback on his or her classwork.

| | | Frequency | Percent | Valid Percent | Cumulative Percent |
|-------|------------------------|-----------|---------|---------------|--------------------|
| Valid | Almost Never | 4 | .9 | .9 | .9 |
| | Some of the Time | 58 | 13.0 | 13.0 | 13.9 |
| | A Majority of the Time | 164 | 36.7 | 36.7 | 50.6 |
| | Almost All of the Time | 221 | 49.4 | 49.4 | 100.0 |
| | Total | 447 | 100.0 | 100.0 | |

I am provided with opportunities to become involved in my child's school.

| | | Frequency | Percent | Valid Percent | Cumulative Percent |
|-------|------------------------|-----------|---------|---------------|--------------------|
| Valid | Almost Never | 5 | 1.1 | 1.1 | 1.1 |
| | Some of the Time | 59 | 13.2 | 13.2 | 14.3 |
| | A Majority of the Time | 131 | 29.2 | 29.2 | 43.5 |
| | Almost All of the Time | 253 | 56.5 | 56.5 | 100.0 |
| | Total | 448 | 100.0 | 100.0 | |

Middle School Parent Survey 2007-2008: District Data

I believe parent/teacher or student-led conferences are important.

| | Frequency | Percent | Valid Percent | Cumulative Percent |
|------------------------|-----------|---------|---------------|--------------------|
| Valid Almost Never | 21 | 4.7 | 4.7 | 4.7 |
| Some of the Time | 32 | 7.1 | 7.1 | 11.8 |
| A Majority of the Time | 70 | 15.6 | 15.6 | 27.5 |
| Almost All of the Time | 325 | 72.5 | 72.5 | 100.0 |
| Total | 448 | 100.0 | 100.0 | |

School communication is meaningful and timely so I am well-informed about school issues.

| | Frequency | Percent | Valid Percent | Cumulative Percent |
|------------------------|-----------|---------|---------------|--------------------|
| Valid Almost Never | 4 | .9 | .9 | .9 |
| Some of the Time | 35 | 7.8 | 7.8 | 8.7 |
| A Majority of the Time | 149 | 33.3 | 33.3 | 42.1 |
| Almost All of the Time | 259 | 57.9 | 57.9 | 100.0 |
| Total | 447 | 100.0 | 100.0 | |

District communication is meaningful and timely so I am well-informed about district issues.

| | Frequency | Percent | Valid Percent | Cumulative Percent |
|------------------------|-----------|---------|---------------|--------------------|
| Valid Almost Never | 8 | 1.8 | 1.8 | 1.8 |
| Some of the Time | 56 | 12.6 | 12.6 | 14.3 |
| A Majority of the Time | 148 | 33.2 | 33.2 | 47.5 |
| Almost All of the Time | 234 | 52.5 | 52.5 | 100.0 |
| Total | 446 | 100.0 | 100.0 | |

Teachers at this school are good role models for my child.

| | Frequency | Percent | Valid Percent | Cumulative Percent |
|------------------------|-----------|---------|---------------|--------------------|
| Valid Almost Never | 2 | .5 | .5 | .5 |
| Some of the Time | 28 | 6.3 | 6.3 | 6.8 |
| A Majority of the Time | 172 | 38.7 | 38.7 | 45.5 |
| Almost All of the Time | 242 | 54.5 | 54.5 | 100.0 |
| Total | 444 | 100.0 | 100.0 | |

The principal and assistant principals are positive role models for the students.

| | Frequency | Percent | Valid Percent | Cumulative Percent |
|------------------------|-----------|---------|---------------|--------------------|
| Valid Almost Never | 5 | 1.1 | 1.1 | 1.1 |
| Some of the Time | 24 | 5.5 | 5.5 | 6.6 |
| A Majority of the Time | 119 | 27.0 | 27.0 | 33.6 |
| Almost All of the Time | 292 | 66.4 | 66.4 | 100.0 |
| Total | 440 | 100.0 | 100.0 | |

Middle School Parent Survey 2007-2008: District Data

When I have concerns about my child, building staff help me get them resolved.

| | | Frequency | Percent | Valid Percent | Cumulative Percent |
|-------|------------------------|-----------|---------|---------------|--------------------|
| Valid | Almost Never | 7 | 1.6 | 1.6 | 1.6 |
| | Some of the Time | 30 | 6.8 | 6.8 | 8.4 |
| | A Majority of the Time | 120 | 27.4 | 27.4 | 35.8 |
| | Almost All of the Time | 281 | 64.2 | 64.2 | 100.0 |
| | Total | 438 | 100.0 | 100.0 | |

There is an effective principal (and assistant principals) at this school.

| | | Frequency | Percent | Valid Percent | Cumulative Percent |
|-------|------------------------|-----------|---------|---------------|--------------------|
| Valid | Almost Never | 9 | 2.0 | 2.0 | 2.0 |
| | Some of the Time | 25 | 5.6 | 5.6 | 7.6 |
| | A Majority of the Time | 95 | 21.3 | 21.3 | 29.0 |
| | Almost All of the Time | 316 | 71.0 | 71.0 | 100.0 |
| | Total | 445 | 100.0 | 100.0 | |

The principal and assistant principals listen to my suggestions, questions or concerns.

| | | Frequency | Percent | Valid Percent | Cumulative Percent |
|-------|------------------------|-----------|---------|---------------|--------------------|
| Valid | Almost Never | 9 | 2.1 | 2.1 | 2.1 |
| | Some of the Time | 32 | 7.6 | 7.6 | 9.7 |
| | A Majority of the Time | 113 | 26.7 | 26.7 | 36.4 |
| | Almost All of the Time | 269 | 63.6 | 63.6 | 100.0 |
| | Total | 423 | 100.0 | 100.0 | |

I have confidence in this building administration's decisions.

| | | Frequency | Percent | Valid Percent | Cumulative Percent |
|-------|------------------------|-----------|---------|---------------|--------------------|
| Valid | Almost Never | 7 | 1.6 | 1.6 | 1.6 |
| | Some of the Time | 32 | 7.2 | 7.2 | 8.7 |
| | A Majority of the Time | 140 | 31.4 | 31.4 | 40.1 |
| | Almost All of the Time | 267 | 59.9 | 59.9 | 100.0 |
| | Total | 446 | 100.0 | 100.0 | |

I would like to see stricter rules at my child's school.

| | | Frequency | Percent | Valid Percent | Cumulative Percent |
|-------|-------|-----------|---------|---------------|--------------------|
| Valid | Yes | 110 | 25.1 | 25.1 | 25.1 |
| | No | 329 | 74.9 | 74.9 | 100.0 |
| | Total | 439 | 100.0 | 100.0 | |

My child reads well for the grade he or she is in.

| | | Frequency | Percent | Valid Percent | Cumulative Percent |
|-------|-------|-----------|---------|---------------|--------------------|
| Valid | No | 51 | 11.4 | 11.4 | 11.4 |
| | Yes | 397 | 88.6 | 88.6 | 100.0 |
| | Total | 448 | 100.0 | 100.0 | |

My child does math problems well for the grade he or she is in.

| | | Frequency | Percent | Valid Percent | Cumulative Percent |
|-------|-------|-----------|---------|---------------|--------------------|
| Valid | No | 63 | 14.1 | 14.1 | 14.1 |
| | Yes | 385 | 85.9 | 85.9 | 100.0 |
| | Total | 448 | 100.0 | 100.0 | |

My child writes well for the grade he or she is in.

| | | Frequency | Percent | Valid Percent | Cumulative Percent |
|-------|-------|-----------|---------|---------------|--------------------|
| Valid | No | 87 | 19.5 | 19.5 | 19.5 |
| | Yes | 359 | 80.5 | 80.5 | 100.0 |
| | Total | 446 | 100.0 | 100.0 | |

I am satisfied with the information available to me about my child's academic progress.

| | | Frequency | Percent | Valid Percent | Cumulative Percent |
|-------|-------|-----------|---------|---------------|--------------------|
| Valid | No | 21 | 4.7 | 4.7 | 4.7 |
| | Yes | 424 | 95.3 | 95.3 | 100.0 |
| | Total | 445 | 100.0 | 100.0 | |

If I were to assign a letter grade to my child's school, it would be:

| | | Frequency | Percent | Valid Percent | Cumulative Percent |
|-------|-------|-----------|---------|---------------|--------------------|
| Valid | F | 1 | .2 | .2 | .2 |
| | D | 6 | 1.3 | 1.3 | 1.6 |
| | C | 34 | 7.6 | 7.6 | 9.2 |
| | B | 163 | 36.4 | 36.4 | 45.5 |
| | A | 244 | 54.5 | 54.5 | 100.0 |
| | Total | 448 | 100.0 | 100.0 | |

High School Parent Survey 2007-2008: District Data

My child is treated with respect by staff members at this school.

| | Frequency | Percent | Valid Percent | Cumulative Percent |
|------------------------|-----------|---------|---------------|--------------------|
| Valid Almost Never | 3 | .6 | .6 | .6 |
| Some of the Time | 44 | 8.3 | 8.3 | 8.9 |
| A Majority of the Time | 201 | 38.0 | 38.0 | 46.9 |
| Almost All of the Time | 281 | 53.1 | 53.1 | 100.0 |
| Total | 529 | 100.0 | 100.0 | |

My child likes his or her school.

| | Frequency | Percent | Valid Percent | Cumulative Percent |
|------------------------|-----------|---------|---------------|--------------------|
| Valid Almost Never | 11 | 2.1 | 2.1 | 2.1 |
| Some of the Time | 66 | 12.5 | 12.5 | 14.6 |
| A Majority of the Time | 196 | 37.1 | 37.1 | 51.7 |
| Almost All of the Time | 255 | 48.3 | 48.3 | 100.0 |
| Total | 528 | 100.0 | 100.0 | |

The students at my child's school show that they care about each other.

| | Frequency | Percent | Valid Percent | Cumulative Percent |
|------------------------|-----------|---------|---------------|--------------------|
| Valid Almost Never | 11 | 2.1 | 2.1 | 2.1 |
| Some of the Time | 183 | 34.9 | 34.9 | 37.0 |
| A Majority of the Time | 252 | 48.0 | 48.0 | 85.0 |
| Almost All of the Time | 79 | 15.0 | 15.0 | 100.0 |
| Total | 525 | 100.0 | 100.0 | |

Students at my child's school show respect for each other's property.

| | Frequency | Percent | Valid Percent | Cumulative Percent |
|------------------------|-----------|---------|---------------|--------------------|
| Valid Almost Never | 23 | 4.4 | 4.4 | 4.4 |
| Some of the Time | 172 | 32.8 | 32.8 | 37.2 |
| A Majority of the Time | 266 | 50.8 | 50.8 | 88.0 |
| Almost All of the Time | 63 | 12.0 | 12.0 | 100.0 |
| Total | 524 | 100.0 | 100.0 | |

My child is safe at this school.

| | Frequency | Percent | Valid Percent | Cumulative Percent |
|------------------------|-----------|---------|---------------|--------------------|
| Valid Almost Never | 3 | .6 | .6 | .6 |
| Some of the Time | 29 | 5.5 | 5.5 | 6.1 |
| A Majority of the Time | 199 | 37.9 | 37.9 | 44.0 |
| Almost All of the Time | 294 | 56.0 | 56.0 | 100.0 |
| Total | 525 | 100.0 | 100.0 | |

High School Parent Survey 2007-2008: District Data

This school has rules in place to maintain safety.

| | | Frequency | Percent | Valid Percent | Cumulative Percent |
|-------|------------------------|-----------|---------|---------------|--------------------|
| Valid | Almost Never | 2 | .4 | .4 | .4 |
| | Some of the Time | 25 | 4.7 | 4.7 | 5.1 |
| | A Majority of the Time | 140 | 26.4 | 26.4 | 31.5 |
| | Almost All of the Time | 363 | 68.5 | 68.5 | 100.0 |
| | Total | 530 | 100.0 | 100.0 | |

There is adequate supervision of students at this school.

| | | Frequency | Percent | Valid Percent | Cumulative Percent |
|-------|------------------------|-----------|---------|---------------|--------------------|
| Valid | Almost Never | 5 | 1.0 | 1.0 | 1.0 |
| | Some of the Time | 52 | 9.9 | 9.9 | 10.9 |
| | A Majority of the Time | 220 | 42.0 | 42.0 | 52.9 |
| | Almost All of the Time | 247 | 47.1 | 47.1 | 100.0 |
| | Total | 524 | 100.0 | 100.0 | |

The rules are followed by the students at this school.

| | | Frequency | Percent | Valid Percent | Cumulative Percent |
|-------|------------------------|-----------|---------|---------------|--------------------|
| Valid | Almost Never | 10 | 1.9 | 1.9 | 1.9 |
| | Some of the Time | 120 | 22.9 | 22.9 | 24.8 |
| | A Majority of the Time | 315 | 60.0 | 60.0 | 84.8 |
| | Almost All of the Time | 80 | 15.2 | 15.2 | 100.0 |
| | Total | 525 | 100.0 | 100.0 | |

My child is bullied at this school.

| | | Frequency | Percent | Valid Percent | Cumulative Percent |
|-------|------------------------|-----------|---------|---------------|--------------------|
| Valid | Almost All of the Time | 8 | 1.5 | 1.5 | 1.5 |
| | A Majority of the Time | 2 | .4 | .4 | 1.9 |
| | Some of the Time | 92 | 17.6 | 17.6 | 19.5 |
| | Almost Never | 422 | 80.5 | 80.5 | 100.0 |
| | Total | 524 | 100.0 | 100.0 | |

I believe my child understands the consequences of his or her actions.

| | | Frequency | Percent | Valid Percent | Cumulative Percent |
|-------|------------------------|-----------|---------|---------------|--------------------|
| Valid | Almost Never | 3 | .6 | .6 | .6 |
| | Some of the Time | 15 | 2.8 | 2.8 | 3.4 |
| | A Majority of the Time | 121 | 23.0 | 23.0 | 26.4 |
| | Almost All of the Time | 388 | 73.6 | 73.6 | 100.0 |
| | Total | 527 | 100.0 | 100.0 | |

High School Parent Survey 2007-2008: District Data

Staff members do a good job of preventing students from misbehaving.

| | | Frequency | Percent | Valid Percent | Cumulative Percent |
|-------|------------------------|-----------|---------|---------------|--------------------|
| Valid | Almost Never | 10 | 1.9 | 1.9 | 1.9 |
| | Some of the Time | 64 | 12.2 | 12.2 | 14.1 |
| | A Majority of the Time | 291 | 55.5 | 55.5 | 69.7 |
| | Almost All of the Time | 159 | 30.3 | 30.3 | 100.0 |
| | Total | 524 | 100.0 | 100.0 | |

Staff members are fair when dealing with students who misbehave.

| | | Frequency | Percent | Valid Percent | Cumulative Percent |
|-------|------------------------|-----------|---------|---------------|--------------------|
| Valid | Almost Never | 12 | 2.3 | 2.3 | 2.3 |
| | Some of the Time | 91 | 17.7 | 17.7 | 20.0 |
| | A Majority of the Time | 258 | 50.1 | 50.1 | 70.1 |
| | Almost All of the Time | 154 | 29.9 | 29.9 | 100.0 |
| | Total | 515 | 100.0 | 100.0 | |

The school's policy is effective in dealing with students who misbehave.

| | | Frequency | Percent | Valid Percent | Cumulative Percent |
|-------|------------------------|-----------|---------|---------------|--------------------|
| Valid | Almost Never | 15 | 2.9 | 2.9 | 2.9 |
| | Some of the Time | 78 | 15.0 | 15.0 | 17.9 |
| | A Majority of the Time | 258 | 49.6 | 49.6 | 67.5 |
| | Almost All of the Time | 169 | 32.5 | 32.5 | 100.0 |
| | Total | 520 | 100.0 | 100.0 | |

The work assigned to my child challenges him or her appropriately.

| | | Frequency | Percent | Valid Percent | Cumulative Percent |
|-------|------------------------|-----------|---------|---------------|--------------------|
| Valid | Almost Never | 6 | 1.1 | 1.1 | 1.1 |
| | Some of the Time | 49 | 9.3 | 9.3 | 10.4 |
| | A Majority of the Time | 231 | 43.7 | 43.7 | 54.1 |
| | Almost All of the Time | 243 | 45.9 | 45.9 | 100.0 |
| | Total | 529 | 100.0 | 100.0 | |

I am satisfied with the curriculum at my child's school.

| | | Frequency | Percent | Valid Percent | Cumulative Percent |
|-------|------------------------|-----------|---------|---------------|--------------------|
| Valid | Almost Never | 6 | 1.1 | 1.1 | 1.1 |
| | Some of the Time | 28 | 5.3 | 5.3 | 6.4 |
| | A Majority of the Time | 212 | 39.9 | 39.9 | 46.3 |
| | Almost All of the Time | 285 | 53.7 | 53.7 | 100.0 |
| | Total | 531 | 100.0 | 100.0 | |

High School Parent Survey 2007-2008: District Data

If my child needs extra help, it is offered at this school.

| | | Frequency | Percent | Valid Percent | Cumulative Percent |
|-------|------------------------|-----------|---------|---------------|--------------------|
| Valid | Almost Never | 8 | 1.5 | 1.5 | 1.5 |
| | Some of the Time | 41 | 7.8 | 7.8 | 9.3 |
| | A Majority of the Time | 184 | 34.9 | 34.9 | 44.2 |
| | Almost All of the Time | 294 | 55.8 | 55.8 | 100.0 |
| | Total | 527 | 100.0 | 100.0 | |

There are sufficient academic opportunities available in my child's school.

| | | Frequency | Percent | Valid Percent | Cumulative Percent |
|-------|------------------------|-----------|---------|---------------|--------------------|
| Valid | Almost Never | 5 | 1.0 | 1.0 | 1.0 |
| | Some of the Time | 15 | 2.9 | 2.9 | 3.8 |
| | A Majority of the Time | 147 | 27.9 | 27.9 | 31.7 |
| | Almost All of the Time | 359 | 68.3 | 68.3 | 100.0 |
| | Total | 526 | 100.0 | 100.0 | |

My child's teacher(s) encourage(s) him or her to excel.

| | | Frequency | Percent | Valid Percent | Cumulative Percent |
|-------|------------------------|-----------|---------|---------------|--------------------|
| Valid | Almost Never | 17 | 3.2 | 3.2 | 3.2 |
| | Some of the Time | 80 | 15.2 | 15.2 | 18.4 |
| | A Majority of the Time | 212 | 40.2 | 40.2 | 58.5 |
| | Almost All of the Time | 219 | 41.5 | 41.5 | 100.0 |
| | Total | 528 | 100.0 | 100.0 | |

My child is progressing academically in school.

| | | Frequency | Percent | Valid Percent | Cumulative Percent |
|-------|------------------------|-----------|---------|---------------|--------------------|
| Valid | Almost Never | 11 | 2.1 | 2.1 | 2.1 |
| | Some of the Time | 38 | 7.2 | 7.2 | 9.3 |
| | A Majority of the Time | 193 | 36.7 | 36.7 | 46.0 |
| | Almost All of the Time | 284 | 54.0 | 54.0 | 100.0 |
| | Total | 526 | 100.0 | 100.0 | |

I feel that my child is learning the curriculum from his or her teacher(s).

| | | Frequency | Percent | Valid Percent | Cumulative Percent |
|-------|------------------------|-----------|---------|---------------|--------------------|
| Valid | Almost Never | 8 | 1.5 | 1.5 | 1.5 |
| | Some of the Time | 40 | 7.6 | 7.6 | 9.1 |
| | A Majority of the Time | 250 | 47.5 | 47.5 | 56.7 |
| | Almost All of the Time | 228 | 43.3 | 43.3 | 100.0 |
| | Total | 526 | 100.0 | 100.0 | |

High School Parent Survey 2007-2008: District Data

School is preparing my child to be successful in life.

| | | Frequency | Percent | Valid Percent | Cumulative Percent |
|-------|------------------------|-----------|---------|---------------|--------------------|
| Valid | Almost Never | 17 | 3.2 | 3.2 | 3.2 |
| | Some of the Time | 53 | 10.1 | 10.1 | 13.3 |
| | A Majority of the Time | 228 | 43.3 | 43.3 | 56.5 |
| | Almost All of the Time | 229 | 43.5 | 43.5 | 100.0 |
| | Total | 527 | 100.0 | 100.0 | |

I am satisfied with the instruction at my child's school.

| | | Frequency | Percent | Valid Percent | Cumulative Percent |
|-------|------------------------|-----------|---------|---------------|--------------------|
| Valid | Almost Never | 7 | 1.3 | 1.3 | 1.3 |
| | Some of the Time | 59 | 11.2 | 11.2 | 12.5 |
| | A Majority of the Time | 245 | 46.6 | 46.6 | 59.1 |
| | Almost All of the Time | 215 | 40.9 | 40.9 | 100.0 |
| | Total | 526 | 100.0 | 100.0 | |

I have access to adequate information about my child's academic progress.

| | | Frequency | Percent | Valid Percent | Cumulative Percent |
|-------|------------------------|-----------|---------|---------------|--------------------|
| Valid | Almost Never | 1 | .2 | .2 | .2 |
| | Some of the Time | 13 | 2.5 | 2.5 | 2.7 |
| | A Majority of the Time | 133 | 25.4 | 25.4 | 28.1 |
| | Almost All of the Time | 377 | 71.9 | 71.9 | 100.0 |
| | Total | 524 | 100.0 | 100.0 | |

My child receives constructive feedback on his or her classwork.

| | | Frequency | Percent | Valid Percent | Cumulative Percent |
|-------|------------------------|-----------|---------|---------------|--------------------|
| Valid | Almost Never | 11 | 2.1 | 2.1 | 2.1 |
| | Some of the Time | 103 | 19.7 | 19.7 | 21.8 |
| | A Majority of the Time | 237 | 45.3 | 45.3 | 67.1 |
| | Almost All of the Time | 172 | 32.9 | 32.9 | 100.0 |
| | Total | 523 | 100.0 | 100.0 | |

I am provided with opportunities to become involved in my child's school.

| | | Frequency | Percent | Valid Percent | Cumulative Percent |
|-------|------------------------|-----------|---------|---------------|--------------------|
| Valid | Almost Never | 12 | 2.3 | 2.3 | 2.3 |
| | Some of the Time | 64 | 12.2 | 12.2 | 14.4 |
| | A Majority of the Time | 181 | 34.4 | 34.4 | 48.9 |
| | Almost All of the Time | 269 | 51.1 | 51.1 | 100.0 |
| | Total | 526 | 100.0 | 100.0 | |

High School Parent Survey 2007-2008: District Data

I believe parent/teacher or student-led conferences are important.

| | Frequency | Percent | Valid Percent | Cumulative Percent |
|------------------------|-----------|---------|---------------|--------------------|
| Valid Almost Never | 9 | 1.7 | 1.7 | 1.7 |
| Some of the Time | 44 | 8.4 | 8.4 | 10.1 |
| A Majority of the Time | 102 | 19.4 | 19.4 | 29.5 |
| Almost All of the Time | 371 | 70.5 | 70.5 | 100.0 |
| Total | 526 | 100.0 | 100.0 | |

School communication is meaningful and timely so I am well-informed about school issues.

| | Frequency | Percent | Valid Percent | Cumulative Percent |
|------------------------|-----------|---------|---------------|--------------------|
| Valid Almost Never | 5 | 1.0 | 1.0 | 1.0 |
| Some of the Time | 48 | 9.1 | 9.1 | 10.1 |
| A Majority of the Time | 184 | 35.0 | 35.0 | 45.1 |
| Almost All of the Time | 288 | 54.9 | 54.9 | 100.0 |
| Total | 525 | 100.0 | 100.0 | |

District communication is meaningful and timely so I am well-informed about district issues.

| | Frequency | Percent | Valid Percent | Cumulative Percent |
|------------------------|-----------|---------|---------------|--------------------|
| Valid Almost Never | 14 | 2.7 | 2.7 | 2.7 |
| Some of the Time | 67 | 12.7 | 12.7 | 15.4 |
| A Majority of the Time | 196 | 37.2 | 37.2 | 52.6 |
| Almost All of the Time | 250 | 47.4 | 47.4 | 100.0 |
| Total | 527 | 100.0 | 100.0 | |

Teachers at this school are good role models for my child.

| | Frequency | Percent | Valid Percent | Cumulative Percent |
|------------------------|-----------|---------|---------------|--------------------|
| Valid Almost Never | 8 | 1.5 | 1.5 | 1.5 |
| Some of the Time | 86 | 16.4 | 16.4 | 17.9 |
| A Majority of the Time | 265 | 50.6 | 50.6 | 68.5 |
| Almost All of the Time | 165 | 31.5 | 31.5 | 100.0 |
| Total | 524 | 100.0 | 100.0 | |

The principal and assistant principals are positive role models for the students.

| | Frequency | Percent | Valid Percent | Cumulative Percent |
|------------------------|-----------|---------|---------------|--------------------|
| Valid Almost Never | 15 | 2.9 | 2.9 | 2.9 |
| Some of the Time | 37 | 7.1 | 7.1 | 10.0 |
| A Majority of the Time | 169 | 32.5 | 32.5 | 42.5 |
| Almost All of the Time | 299 | 57.5 | 57.5 | 100.0 |
| Total | 520 | 100.0 | 100.0 | |

High School Parent Survey 2007-2008: District Data

When I have concerns about my child, building staff help me get them resolved.

| | | Frequency | Percent | Valid Percent | Cumulative Percent |
|-------|------------------------|-----------|---------|---------------|--------------------|
| Valid | Almost Never | 13 | 2.5 | 2.5 | 2.5 |
| | Some of the Time | 57 | 11.2 | 11.2 | 13.7 |
| | A Majority of the Time | 194 | 38.0 | 38.0 | 51.7 |
| | Almost All of the Time | 247 | 48.3 | 48.3 | 100.0 |
| | Total | 511 | 100.0 | 100.0 | |

There is an effective principal (and assistant principals) at this school.

| | | Frequency | Percent | Valid Percent | Cumulative Percent |
|-------|------------------------|-----------|---------|---------------|--------------------|
| Valid | Almost Never | 13 | 2.5 | 2.5 | 2.5 |
| | Some of the Time | 38 | 7.4 | 7.4 | 9.9 |
| | A Majority of the Time | 162 | 31.4 | 31.4 | 41.3 |
| | Almost All of the Time | 303 | 58.7 | 58.7 | 100.0 |
| | Total | 516 | 100.0 | 100.0 | |

The principal and assistant principals listen to my suggestions, questions or concerns.

| | | Frequency | Percent | Valid Percent | Cumulative Percent |
|-------|------------------------|-----------|---------|---------------|--------------------|
| Valid | Almost Never | 19 | 3.9 | 3.9 | 3.9 |
| | Some of the Time | 62 | 12.7 | 12.7 | 16.6 |
| | A Majority of the Time | 174 | 35.7 | 35.7 | 52.4 |
| | Almost All of the Time | 232 | 47.6 | 47.6 | 100.0 |
| | Total | 487 | 100.0 | 100.0 | |

I have confidence in this building administration's decisions.

| | | Frequency | Percent | Valid Percent | Cumulative Percent |
|-------|------------------------|-----------|---------|---------------|--------------------|
| Valid | Almost Never | 15 | 2.9 | 2.9 | 2.9 |
| | Some of the Time | 54 | 10.4 | 10.4 | 13.3 |
| | A Majority of the Time | 205 | 39.6 | 39.6 | 52.9 |
| | Almost All of the Time | 244 | 47.1 | 47.1 | 100.0 |
| | Total | 518 | 100.0 | 100.0 | |

I would like to see stricter rules at my child's school.

| | | Frequency | Percent | Valid Percent | Cumulative Percent |
|-------|-------|-----------|---------|---------------|--------------------|
| Valid | Yes | 169 | 32.6 | 32.6 | 32.6 |
| | No | 349 | 67.4 | 67.4 | 100.0 |
| | Total | 518 | 100.0 | 100.0 | |

High School Parent Survey 2007-2008: District Data

My child reads well for the grade he or she is in.

| | | Frequency | Percent | Valid Percent | Cumulative Percent |
|-------|-------|-----------|---------|---------------|--------------------|
| Valid | No | 53 | 10.1 | 10.1 | 10.1 |
| | Yes | 472 | 89.9 | 89.9 | 100.0 |
| | Total | 525 | 100.0 | 100.0 | |

My child does math problems well for the grade he or she is in.

| | | Frequency | Percent | Valid Percent | Cumulative Percent |
|-------|-------|-----------|---------|---------------|--------------------|
| Valid | No | 78 | 14.9 | 14.9 | 14.9 |
| | Yes | 446 | 85.1 | 85.1 | 100.0 |
| | Total | 524 | 100.0 | 100.0 | |

My child writes well for the grade he or she is in.

| | | Frequency | Percent | Valid Percent | Cumulative Percent |
|-------|-------|-----------|---------|---------------|--------------------|
| Valid | No | 82 | 15.7 | 15.7 | 15.7 |
| | Yes | 441 | 84.3 | 84.3 | 100.0 |
| | Total | 523 | 100.0 | 100.0 | |

I am satisfied with the information available to me about my child's academic progress.

| | | Frequency | Percent | Valid Percent | Cumulative Percent |
|-------|-------|-----------|---------|---------------|--------------------|
| Valid | No | 33 | 6.3 | 6.3 | 6.3 |
| | Yes | 490 | 93.7 | 93.7 | 100.0 |
| | Total | 523 | 100.0 | 100.0 | |

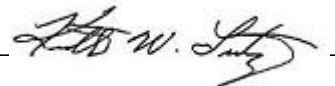
If I were to assign a letter grade to my child's school, it would be:

| | | Frequency | Percent | Valid Percent | Cumulative Percent |
|-------|-------|-----------|---------|---------------|--------------------|
| Valid | F | 4 | .8 | .8 | .8 |
| | D | 11 | 2.1 | 2.1 | 2.9 |
| | C | 52 | 9.9 | 9.9 | 12.8 |
| | B | 202 | 38.5 | 38.5 | 51.2 |
| | A | 256 | 48.8 | 48.8 | 100.0 |
| | Total | 525 | 100.0 | 100.0 | |

| Projections for 2008-09 | | | | | | | | | | | |
|---------------------------------|--------------------|----------------------|-----------------------|-----------------------|-----------------------|----------------------|------------------|------------------------|-----------------------------------|-------------------|-----------|
| | Proj K 2008 | Proj 1st 2008 | Proj 2nd 2008 | Proj 3rd 2008 | Proj 4th 2008 | Proj 5th 2008 | self cont | Projected Total | Official End-of-Sept. 2007 | Difference | |
| Abbott | 84 | 58 | 68 | 70 | 56 | 70 | | 406 | 414 | -8 | |
| Ackerman | 100 | 101 | 79 | 90 | 89 | 97 | | 556 | 574 | -18 | |
| Aldrich | 65 | 57 | 87 | 76 | 90 | 72 | | 447 | 425 | 22 | |
| Black Elk | 86 | 90 | 101 | 78 | 108 | 92 | | 555 | 565 | -10 | |
| Bryan | 65 | 66 | 67 | 65 | 63 | 64 | | 390 | 379 | 11 | |
| Cather | 67 | 74 | 73 | 70 | 65 | 70 | | 419 | 416 | 3 | |
| Cody | 37 | 45 | 46 | 32 | 38 | 35 | 18 | 233 | 232 | 1 | |
| Cottonwood | 64 | 56 | 54 | 58 | 70 | 47 | | 349 | 341 | 8 | |
| Disney | 45 | 45 | 46 | 33 | 49 | 39 | 21 | 257 | 271 | -14 | |
| Ezra Millard | 65 | 58 | 58 | 62 | 63 | 82 | 10 | 388 | 396 | -8 | |
| Harvey Oaks | 44 | 44 | 51 | 47 | 47 | 53 | | 286 | 279 | 7 | |
| Hitchcock | 26 | 25 | 35 | 25 | 28 | 39 | 19 | 178 | 191 | -13 | |
| Holling Heights | 52 | 69 | 63 | 68 | 69 | 59 | | 380 | 446 | -66 | |
| Montclair | 91 | 90 | 98 | 95 | 77 | 100 | | 551 | 550 | 1 | |
| Morton | 41 | 58 | 62 | 68 | 56 | 69 | 15 | 354 | 365 | -11 | |
| Neihardt | 91 | 94 | 99 | 110 | 73 | 91 | | 558 | 568 | -10 | |
| Norris | 68 | 50 | 66 | 61 | 57 | 55 | | 357 | 342 | 15 | |
| Reagan | 123 | 110 | 108 | 91 | 91 | 58 | | 581 | 471 | 110 | |
| Reeder | 68 | 87 | 73 | 73 | 66 | 64 | | 431 | 376 | 55 | |
| Rockwell | 48 | 44 | 56 | 50 | 49 | 45 | 25 | 292 | 371 | -79 | |
| Rohwer | 70 | 96 | 87 | 90 | 81 | 64 | 26 | 488 | 501 | -13 | |
| Sandoz | 47 | 62 | 57 | 51 | 46 | 54 | | 317 | 310 | 7 | |
| Upchurch | 71 | 37 | 50 | 43 | 25 | 26 | | 252 | 0 | 252 | |
| Wheeler | 110 | 94 | 104 | 93 | 87 | 92 | 22 | 580 | 583 | -3 | |
| Willowdale | 53 | 72 | 66 | 83 | 66 | 76 | | 416 | 420 | -4 | |
| | 1681 | 1682 | 1754 | 1682 | 1609 | 1613 | 156 | 10021 | 9786 | 235 | |
| | | | | | | | | | | | |
| | | Proj 6th 2008 | Proj 7th 2008 | Proj 8th 2008 | Proj Total | | | | | | |
| AMS | | 265 | 278 | 239 | 782 | | | | 778 | 4 | |
| BMS | | 305 | 323 | 252 | 880 | | | | 788 | 92 | |
| CMS | | 262 | 221 | 278 | 761 | | | | 750 | 11 | |
| KMS | | 308 | 290 | 322 | 920 | | | | 911 | 9 | |
| NMS | | 250 | 260 | 252 | 762 | | | | 717 | 45 | |
| RMS | | 313 | 296 | 295 | 904 | | | | 852 | 52 | |
| MS Alter | | | 5 | 17 | 22 | | | | 22 | 0 | |
| | | 1703 | 1673 | 1655 | 5031 | | | | 4818 | 213 | |
| | | | | | | | | | | | |
| | | Proj 9th 2007 | Proj 10th 2007 | Proj 11th 2007 | Proj 12th 2007 | Proj Total | | | | | |
| North HS | | 575 | 588 | 644 | 638 | 2445 | | | 2498 | -53 | |
| South HS | | 524 | 536 | 491 | 549 | 2100 | | | 2107 | -7 | |
| West HS | | 544 | 529 | 566 | 505 | 2144 | | | 2117 | 27 | |
| MLC | | | | 17 | 68 | 85 | | | 85 | 0 | |
| | | 1643 | 1653 | 1718 | 1760 | 6774 | | | 6807 | -33 | |
| | | | | | | | | | | | |
| Contracted SPED | | 39 | | | | | | | 39 | 0 | |
| Young Adult Program | | 48 | | | | | | | 48 | 0 | 12-May-08 |
| District Projected Total | 21913 | | | | | | | | 21498 | 415 | |

AGENDA SUMMARY SHEET**AGENDA ITEM:** Curriculum Management Audit Update**MEETING DATE:** May 19, 2008**DEPARTMENT:** Educational Services**TITLE AND
BRIEF DESCRIPTION:** Curriculum Management Audit Update**ACTION DESIRED:** Information

BACKGROUND: The original Phi Delta Kappa sponsored Curriculum Management Audit was conducted in the Spring of 1998. In the Spring of 2007, the Board commissioned a follow-up Curriculum Management Audit to determine the progress that had been made over the preceding nine years and to identify those areas in further need of attention. The follow-up audit has nine continuing recommendations and numerous sub-points to each requiring the collective efforts of not only Educational Services, but also, Human Resources, Planning and Evaluation, the Business Office, Technology, General Administration, and the Superintendent. Review and implementation of these recommendations, where appropriate, is a multi-year project.

RECOMMENDATIONS: NA**STRATEGIC PLAN REFERENCE:** None**TIMELINE:** On-going**RESPONSIBLE PERSON(S):** Dr. Mark Feldhausen, Assoc. Supt. for Ed. Services**SUPERINTENDENT'S APPROVAL:**

BOARD ACTION:

Curriculum Management Audit (CMA) Update Summary

The following actions have been taken under each of the CMA Continuing Recommendations:

Continuing Recommendation 1: Establish a cycle of board policy review. Continue to revise current policies or adopt new policies to provide for local curriculum management and quality control.

- The Superintendent continues to direct that all policies and rules should be reviewed every seven years. The Director of Administrative Affairs is tasked with tracking Policy/Rule updates. This requires that 78 be reviewed and updated per year; 54 have been so updated this school year. (Addresses Rec.1.1 & 1.6).
- Rec. 1.3 calls for Board approval of primary resources contained in Curriculum Frameworks. This is addressed by Rule 6130.1 rather than 6120.1.
- Although all Curriculum Policies/Rules (6000 series) were reaffirmed or revised in 2005 and 2006, each 6000 series policy and rule is currently under review based on CMA recommendations.

Continuing Recommendation 2: Revise the Table of Organization and Job Descriptions to reflect current expectations, roles, and responsibilities.

- Recommendation 2.1 calls for the creation of a Pre-K-12 Curriculum Director and a redesign of the MEP Facilitator positions to have Pre-K-12 responsibilities. As described in comments in Recommendation 4, the Language Arts process has been adjusted to address these Pre-K-12 concerns. In addition, the current open position for a replacement MEP Facilitator notes responsibility for Pre-K-12 curriculum development.
- HR is in the process of posting job descriptions (non-Admin) to District Intranet in response to communications and curriculum alignment issues cited in Rec 2.1.
- Job descriptions for building administrators (2100.51, .52, .53, .54, .55, .56, .57) were revised and presented to the Board on January 21, 2008, in response to Rec 2.3.
- Job description for classroom teacher has been reviewed and redrafted to reflect CMA recommendations and alignment with Rule 6200.1—Taught Curriculum: Instructional Delivery. (Rec 2.3)

Continuing Recommendation 3: Revise curriculum management planning to address audit recommendations.

- Recommendation 3.3 calls for the re-examination of the MEP Facilitator's Job Description requiring content expertise for each curricular area with K-12 responsibility. Educational Services is making adjustments to the MEP process to

make it more of a K-12 process, but it does not believe that this recommendation can be fully implemented without a significant increase in the number of MEP Facilitators especially if this is to be interpreted as one content expert per discipline. At this time, no further action will be taken on this recommendation.

Continuing Recommendation 4: Develop and initiate a program and student assessment plan that includes the PDK/CMSi Characteristics of a Comprehensive Student and Program Assessment Plan. Include the development of formal assessments that support district curricular offerings.

- Action on the Assessment System was postponed in anticipation of legislative decisions regarding State Assessments
- Newly created data retreats have been conducted for numerous buildings, Educational Services, and the Language Arts MEP Phase 1 team. The date retreat will become an integral part of the MEP curriculum development process and will be incorporated into Rule 6120.1

Continuing Recommendation 5: Continue to focus the staff development program to: provide connectivity between curriculum design and classroom delivery, provide linkage to goals and district long-range plans, provide staff development based on identified needs, and foster improved teacher performance and student achievement.

- In response to recommendation 5.1, a Comprehensive Staff Development Plan was assembled and presented to the Board as a report on March 3, 2008. This Plan aligns the initiatives of the District and focuses the staff development activities as recommended in the audit.
- The Comprehensive Staff Development Plan addressed issues found in Recommendations 5.2, 5.4, and 5.5

Continuing Recommendation 6: Continue efforts to develop an articulated and coordinated Pre-K-12 curriculum and to provide consistency in curriculum implementation

- Language Arts Phase I has been a K-12 effort consistent with the CMA recommendations.
- Subsequent core curriculum will be approached from a K-12 perspective

Continuing Recommendation 7: Continue to refine the program budgeting process with decisions based on performance or results. Determine the cost benefit of programs to determine whether or not programs should continue, be modified, or terminated.

- No action taken at this time.
- Loss of state aid and its impact on Program Budgeting may negatively impact 7 year curriculum cycle.

Continuing Recommendation 8: Continue to prioritize the revision and development of

quality curriculum documents that are congruent with audit criteria and support the instructional methodology desired by district leaders.

- In response to Rec 8.3, alternative electronic document management systems are under review for curriculum management. Such systems would replace the use of the District's Intranet static PDF documents.

Continuing Recommendation 9: Continue to align new programs and initiatives with board policies, strategic planning priorities, and the curriculum. Control the number of district and building initiatives implemented. Provide staff development, support, and follow through over several years to increase the likelihood of success.

- Only initiatives derived from the District's Strategic Plan or the Board's Goals for the Superintendent have been undertaken this year as identified in Rec 9.1.
- Rec 9.3 calls for the review of the High Ability Learners (HAL) program. MEP/Cadre Kim Rice has lead this effort with recommendations for identification and program change forthcoming.
- Rec 9.4 was addressed in July 2007 in Rule 10,000.1
- Rec 9.6 is being addressed by the implementation of the data warehouse and Growth Path Analytics software. This was approved by the Board on January 21, 2008.
- Continued work on elementary report cards and the implementation of K-1 standards based report card next year in Infinite Campus address (Rec 9.6).

Post-Audit Continuing Recommendations

| Recommendation | Responsible Party | | | | | | | | Policy/Rule Reference | Action to be Taken | Timeline |
|--|-------------------|----|-----|------|-------------|------------|------|--------------|---|--|----------|
| | ES | HR | P/E | Tech | Bus/ Fin | Gen Adm | Supt | Exec Cabt | | | |
| 1: Establish a cycle of board policy review. Continue to revise current policies or adopt new policies to provide for local curriculum management and quality control. | | | | | | | | | | | |
| 1.1: Develop and adopt a policy that provides direction for a full scope of long- and short-range district planning. The policy should address development, implementation, monitoring, evaluation, relationship to the budget planning process, and public reporting procedures. | | | | | | X | | | <i>Policy 10,000</i> | The Superintendent continues to direct that all policies and rules should be reviewed every seven years. The Director of Administrative Affairs is tasked with tracking Policy/Rule updates. This requires that 78 be reviewed and updated per year; 54 have been so updated this school year. | On-going |
| 1.2: Develop and adopt a policy that requires a seven-year cycle of board policy review. The cycle should be developed so that the core curricular areas of English/language arts, math, science, and social studies are not reviewed in the same year. | X | | | | | | | | <i>(Seven year curriculum cycle 6120 & 6130, 6130.1 and BOE Policy review cycle 8110 are different issues. Watch for undue stress on teachers at given level)</i> | | |
| 1.3: Strengthen Board Policy 6120.1 to require that primary instructional resources and textbooks, aligned to the curriculum guides, are adopted by the board as part of the review cycle. | X | | | | | | | | <i>6120.1 (Align with 6010.1 Review parallel language or reference each to the other)</i> | This is addressed by Rule 6130.1 rather than 6120.1. | Done |
| 1.4: Develop and adopt a policy that establishes time allocations for instruction in the core content areas. | X | | | | | | | | <i>(Rule 6031.1?? Provide ranges for elem that corresponds to Rule 10 and state reporting—create rule or add to current—add pacing to K-12 curriculum guides)</i> | | |

Post-Audit Continuing Recommendations

| Recommendation | Responsible Party | | | | | | | | Policy/Rule Reference | Action to be Taken | Timeline |
|---|-------------------|----|-----|------|-------------|------------|------|--------------|--|--|----------|
| | ES | HR | P/E | Tech | Bus/ Fin | Gen Adm | Supt | Exec Cabt | | | |
| 1.5: Develop and adopt a policy that establishes program budgeting procedures to ensure that planning priorities are reflected in budgeting and spending. | | | | | X | | | | (Fossen and Program Budgeting 3110 & 3110.1) | embed program budgeting process into Rule 3110.1 | |
| 1.6: Establish a calendar of systematic policy review so that board policies keep pace with current board expectations. During the reviews, update terminology, job titles referenced in policies, and legal requirements as needed. | | | | | | | X | | (Supt. and Ex. Cabinet, BOE 8110) | Supt. requires all BOE Policies and Rules to be updated every 7 years. Matrix and calendar maintained by Dir. Of Admin Affairs | On-going |
| 2: Revise the Table of Organization and Job Descriptions to reflect current expectations, roles, and responsibilities. | | | | | | | | | | | |
| 2.1: Revise the organizational chart to meet audit criteria listed in Exhibit 2.2 and to support Pre-K-12 articulation of the curriculum. | | | | | | | X | | (Supt. for organizational chart) (PK12 articulation to ES Rule####) | | |
| - Create and staff a Pre-K-12 Curriculum Director position. (This is an additional position in contrast to combining Directors of Elem and Secondary—perhaps a coordinator to maintain consistency and documentation, etc. Would need a job description.) | X | | | | | | X | | | No action planned at this time. | |
| - Redesign the MEP Facilitator positions to have Pre-K-12 curriculum responsibilities. | X | | | | | | | | (Review current job description of ES MEP's) | Most recent posting assumed a K-12 posture for MEP responsibilities | |
| - Address the span of control for the Superintendent, Associate Superintendent of Educational Services, Elementary and Secondary Directors. | X | | | | | | X | | | | |
| - Clarify reporting relationships when job descriptions list more than one supervisor. | | X | | | | | | | (HR—All job descriptions that are not a part of Section 2000 should be available on the Intranet even if security 5 level) | HR is in the process of posting job descriptions (non-Admin) to District Intranet | |
| - Address scalar relationships and full inclusion. | X | X | | | | | X | | (see page 33 for definitions) | | |

Post-Audit Continuing Recommendations

| Recommendation | Responsible Party | | | | | | | | Policy/Rule Reference | Action to be Taken | Timeline |
|--|-------------------|----|-----|------|-------------|------------|------|--------------|-----------------------|--|----------|
| | ES | HR | P/E | Tech | Bus/ Fin | Gen Adm | Supt | Exec Cabt | | | |
| 4.5: Improve program assessment procedures to include specifications for the data to be collected and the provision of information on the effectiveness of programs. Use these data to make decisions on program continuation, modification, or termination. Require that program evaluations be reported to the Board of Education on an annual basis. | | | X | | | | | | | | |
| 5: Continue to focus the staff development program to: provide connectivity between curriculum design and classroom delivery, provide linkage to goals and district long-range plans, provide staff development based on identified needs, and foster improved teacher performance and student achievement. | | | | | | | | | | | |
| 5.1: Include in Board Policy 6400 the requirement of a written, comprehensive staff development plan. Add this responsibility to the Director of Staff Development's job description (Board Policy 2100.28). | X | | | | | | | | | A Comprehensive Staff Development Plan was assembled and presented to the Board as a report on March 3, 2008. This Plan aligns the initiatives of the District and focuses the staff development activities as recommended in the audit. | Done |
| 5.2: Provide staff development that is based on student needs and weaknesses as determined by the use of disaggregated student assessment data and teacher appraisal information. | X | | X | | | | | | | Comp Staff Dev. Plan | Done |
| 5.3: Develop a systematic and consistent staff development program evaluation process that is based on the criteria listed in Board Policy 6400.1. | X | | | | | | | | | | |
| 5.4: Provide a system that is designed to ensure the institutionalization of district-wide staff development initiatives. Future staff development initiatives should be limited until institutionalization of existing programs has been achieved. | X | | | | | | | | | Comp Staff Dev. Plan | Done |
| 5.5: Include differentiated staff development for all employees. | X | X | | | | | | | | Comp Staff Dev. Plan | Done |

Post-Audit Continuing Recommendations

| Recommendation | Responsible Party | | | | | | | | Policy/Rule Reference | Action to be Taken | Timeline |
|--|-------------------|----|-----|------|-------------|------------|------|--------------|-----------------------|---|------------|
| | ES | HR | P/E | Tech | Bus/ Fin | Gen Adm | Supt | Exec Cabt | | | |
| – Support the revision of administrative priorities to ensure focus on classroom visits and related practices and to promote instructional leadership and coaching among principals and assistant principals at all grade levels. | X | | | | | | | | | | |
| – Hold administrators accountable for monitoring the delivery of the curriculum, conducting classroom walk-throughs, and providing constructive feedback to teachers. Link administrative evaluations to effective curriculum monitoring practices. | X | | | | | | | | | | |
| – Continue to do joint walk-throughs, and provide the next level of training in classroom walk-throughs. | X | | | | | | | | | | |
| 6.5: Specify and align expectations for instructional practices in board policy, the teacher's job description, and the appraisal instrument. | X | | | | | | | | | | |
| – Focus district professional development on expected instructional strategies (e.g., use of technology in the classroom, differentiated instruction and student needs identified through assessment data analysis). Such training should be required of all administrators and teachers, with follow-up procedures established. | X | | | | | | | | | | |
| – Develop a commonly understood model for differentiated instruction in the Millard Public Schools to meet the diversity of learner needs. Include strategies and model lessons in curriculum guides. | X | | | | | | | | | | |
| 7: Continue to refine the program budgeting process with decisions based on performance or results. Determine the cost benefit of programs to determine whether or not programs should continue, be modified, or terminated. | | | | | | | | | | | |
| 7.1: Continue to review budget development policies and rules to provide ongoing direction for the program based-budgeting process. | | | | | X | | | | | | |
| 7.2: Evaluate the program-based budgeting process annually to determine if changes should be made | | | | | X | | | | | | |
| | | | | | | | | | | No Action Take at this Time. Loss of state aid and its impact on Program Budgeting may negatively impact 7 year curriculum cycle. | Post-poned |

Post-Audit Continuing Recommendations

| Recommendation | Responsible Party | | | | | | | | Policy/Rule Reference | Action to be Taken | Timeline |
|--|-------------------|----|-----|------|-------------|------------|------|--------------|-----------------------|--|----------|
| | ES | HR | P/E | Tech | Bus/ Fin | Gen Adm | Supt | Exec Cabt | | | |
| 9: Continue to align new programs and initiatives with board policies, strategic planning priorities, and the curriculum. Control the number of district and building initiatives implemented. Provide staff development, support, and follow through over several years to increase the likelihood of success. | | | | | | | | | | | |
| 9.1: Prioritize and limit the number of initiatives introduced at the district and school levels each year. | | | | | | | X | X | | Only initiatives derived from the District's Strategic Plan or the Board's Goals for the Superintendent have been undertaken this year as identified in Rec 9.1. | |
| – Establish a district leadership level clearinghouse to prioritize and monitor the number of new programs and innovations developed to address the goals of the Strategic Plan. | | | | | | | X | X | | | |
| – Expect that school improvement teams consider district initiatives, new curriculum, and assessment requirements when adding additional school-based programs. | | | | | | | X | | | | |
| 9.2: Require systematic evaluation of both district level and school programs. | | | X | | | | | | | | |
| 9.3: Evaluate and revise the HAL program so as to provide a high quality, consistent educational program to meet the needs of gifted and talented students. | X | | | | | | | | | Rec 9.3 calls for the review of the High Ability Learners (HAL) program. MEP/Cadre Kim Rice has lead this effort with recommendations for identification and program change forthcoming. | Done |

AGENDA SUMMARY SHEET

AGENDA ITEM: Suspension Reduction Program Report

MEETING DATE: May 19, 2008

DEPARTMENT: Pupil Services

TITLE AND BRIEF DESCRIPTION: Suspension Reduction Program: When a student violates the “Alcohol or other Drugs” provision (First Offense Only) of the Student Code of Conduct they receive a suspension for nineteen (19) school days. They are also suspended from extracurricular activities during the time of the suspension. Parents, at their own expense, may choose to participate in the District-approved suspension reduction program. Successful completion of this program may reduce the suspension and curtailment of extracurricular activities by a maximum of nine (9) school days (results in a total of ten (10) days out of school).

ACTION DESIRED: XX Information Only

BACKGROUND: During the past two years a “task force” was put together to evaluate the current manner in which “alcohol and other drug” infractions are handled by the District. The task force developed several action plans to strengthen aspects of the District’s plan. Action Plan #3 was developed to evaluate and improve the suspension reduction program.

OPTIONAL/ALTERNATIVE CONSIDERATIONS: N/A

RECOMMENDATIONS: Information Only

STRATEGIC PLAN REFERENCE: Strategy #7/Superintendent Goals

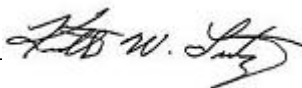
IMPLICATIONS OF ADOPTION OR REJECTION: Information Only

TIMELINE: Beginning of 2008-09 school year

PERSONS RESPONSIBLE: Kraig J. Lofquist, Director of Pupil Services

ASST. SUPERINTENDENT: Dr. Kirby Eltiste

SUPERINTENDENT APPROVAL: _____



Suspension Reduction Program Report

Millard Public School students who violate the “Alcohol or other Drugs” provision of the District’s code of conduct may at their own expense, choose to participate in a District-approved suspension reduction program. Successful completion of this program may reduce the suspension and curtailment of extracurricular activities by a maximum of nine (9) school days (results in a total of ten (10) days out of school). This opportunity is made available only to first time offenders.

The current suspension reduction program operated by the Mid America Council was evaluated for its strengths and weaknesses. Certain aspects of the current program were removed and other components were strengthened to ensure students and families learn as much as possible about the adverse consequences of using alcohol and/or other drugs.

A particular focus was placed on an “assessment” component to determine the severity of a student’s alcohol and/or other drug usage. An additional focus was placed on quality education and family involvement. Several agencies including Heartland Family Services, NOVA Therapeutic Communities and Abintra Counseling were contacted to evaluate the best approach to be used by the District. Four criteria were evaluated including program quality, time, cost and location. Abintra Counseling was determined to be the best in each category.

Current

Mid-America Council School Suspension Reduction Program

Point system-Student are required to obtain a total of *twenty points* by completing one or more of the following conditions as assigned by the suspension reduction program staff.

1. Attend assigned meetings which cover:
 - Goal setting = 2 points per meeting
 - Self-esteem = 2 points per meeting
 - Drug and alcohol education = 2 points per meeting
 - Career planning = 2 points per meeting
2. Attend tour of correctional facility = 5 points
3. Participate in a chemical dependency evaluation = 5 points
4. Write essays = 1 point
5. Write apology letters = 1 point
6. Attend Alcoholic Anonymous, Al-Anon, Narcotics Anonymous meetings = 2 points per meeting
7. Participate in individual, group or family counseling = 5 points
8. Complete 5-10 hours of community service at assigned agency = 1 point per hour.

Updated

Millard Public School Suspension Reduction Program

Mid America Council
Abintra Counseling Center
Millard Public Schools

Step I

Mandatory participation:

1. Student will complete a chemical dependency assessment through Abintra Counseling Services. Parents must attend the evaluation and participate in a “collateral interview” in order to obtain the best assessment results. The results and recommendations of the assessment will be shared with parents, student and school. Follow-up interventions will be supported by the School Community Intervention Program (SCIP) team. Parents must sign a release so results can be shared with the Mid America Council and Millard Public Schools.

2. Student and parents will attend an Alcohol and Other Drug Education class. See Appendix I for specific course information.

Both mandatory items must be completed before moving to Step II of the Suspension Reduction Program. (Cost for chemical dependency assessment and class: \$100)

Step II

Student and Parent will contact the Mid America Council to set up a meeting after successfully completing Step I.

Mid America Council

Students are required to obtain a total of 30 points while in this portion of the program.

Mid-America Council program coordinator will develop a detailed program from the following:

1. Attend meetings at Mid-America Council:
 - Goal setting = 2 points
 - Self-esteem = 2 points
 - Alcohol and other drug education = 2 points
 - Career planning = 2 points

2. Attend tour of correctional facility = 5 points
3. Attend Alcoholic Anonymous, Al-Anon, Narcotics Anonymous meetings with parent = 3 points per meeting
4. Research and write essay on alcohol and other drug topic = 3 points
(Essay requirements have been increased.)
5. Participate in individual, group or family counseling = 5 points
6. Complete 15 hours of community service at assigned agency and write an essay which summarizes experience = 10 points
7. Attend additional Alcohol and other Drug Education classes through Abintra Counseling Services = 5 points (this is based on the initial evaluation conducted by Abintra)

Cost of Mid-America portion of the School Suspension Reduction Program: \$50

Comparison

| Agency/Location | Time | Cost |
|---|--|--|
| Abintra Counseling Center 4780 S. 131 Street | Upon Request | \$100.00 for Evaluation and Course/\$50.00 Mid America Council |
| Heartland Family Services 2101 S. 42 nd Street | Courses are offered one time per month | \$95-\$140 Evaluation/\$50.00 Mid America Council |
| Nova Therapeutic Communities 1941 South 42 nd Street, Suite 224 | Courses offered sporadically | \$250.00 Evaluation /\$50.00 Mid America Council |

Appendix I

Four-Hour Family Alcohol and Drug Education Course Outline

Course Goal: To intervene within the family of adolescents that have had substance-related problems, in order to educate, inform, raise awareness, and promote generational change in attitudes and behaviors regarding substance abuse.

Course Objectives:

1. To encourage the self-evaluation of substance use/abuse patterns by the adolescent.
2. To inform all participants of the physical, psychological, and sociological effects of substance use/abuse.
3. To promote parental awareness of signs of substance use/abuse by adolescent.
4. To facilitate the family's communication process on issues surrounding substances.
5. To educate the parents on effective parenting styles with adolescent substance users.
6. To answer questions about substance use, abuse and related issues.
7. To address Risk Factors (see below) and encourage Protective Factors (see below) regarding Substance Abuse.
8. To deliver appropriate services in an ethical manner.

Risk Factors: (To be addressed directly): 1. Chaotic Home Environment; 2. Ineffective Parenting; 3. Little Mutual Attachment and Nurturing; 4. Inappropriate Shy or Aggressive Classroom Behavior; 5. Academic Failure; 6. Low Academic Aspirations; 7. Poor Social Coping Skills; 8. Affiliations with Deviant Peers; 9. Perceived External Approval of Drug Use (Peer, Family, Community); 10. Parental Substance Abuse or Mental Illness. (from Child and Adolescent Substance Abuse: Interventions in Identification, Treatment, and Prevention – Cross Country University)

Protective Factors: (To be promoted directly): 1. Strong Family Bonds; 2. Parental Engagement in Adolescent's Life; 3. Clear Expectations and Consequences; 4. Academic Success; 5. Strong Bonds with Pro-Social Institutions (School, Church, Community), 6. Conventional Norms about Drugs and Alcohol (from Child and Adolescent Substance Abuse: Interventions in Identification, Treatment, and Prevention – Cross Country University)

Course Outline:

1. Pre-Test – Ice Breaker (15 minutes): Parents knowledge vs. Adolescent knowledge – *(Objectives addressed: 1, 2, 3, 4, 6, 7, 8 – Risk Factors addressed: 9, 10 – Protective Factors addressed: 3, 6)*
2. Story Introduction – Adolescents Share (10 minutes): Adolescent introduces family and explains situation that led to taking class *(Objective 1 – Protective Factors addressed: 1, 5)*
3. Parenting Style – Participatory Lecture (30-45 minutes): Expectations, Example, Involvement, Encouragement, Boundaries, Alcohol and Drug Free Environment (from When It Comes from You: Six Prevention Strategies for Parents – Nebraska Council to prevent alcohol and Drug Abuse) *(Objectives addressed: 3, 4, 5, 6, 7, 8 – Risk Factors addressed: 2, 3, 8, 9, 10 – Protective Factors addressed: 1, 2, 3, 5, 6)*
4. Tobacco, Alcohol, and Marijuana: The Gateway Drugs – Participatory Lecture (60 minutes): Effects on Physical, Psychological, and Social Health - *(Objectives addressed: 1, 2, 3, 4, 6, 7, 8 – Risk Factors addressed: 7, 8, 9, 10 – Protective Factors addressed: 3, 6)*
5. Levels of Use – Participatory Lecture (30-45 minutes): Non-User, Experimentation, Social Use, Misuse, Abuse, Dependence - *(Objectives addressed: 1, 2, 3, 6, 7, 8 – Risk Factors addressed: 9, 10 – Protective Factors addressed: 3, 6)*
6. The Progressive Nature: The Advanced Drugs – Participatory Lecture (15 minutes): Looking for the Effects of Methamphetamine, Cocaine, Heroin, Ecstasy, and Hallucinogens – *(Objectives addressed: 1, 2, 3, 4, 6, 7, 8 – Risk Factors addressed: 7, 8, 9, 10 – Protective Factors addressed: 3, 6)*
7. Plan Creation (45 minutes): Done as a Family Unit – Fill out Comprehensive form Together with Counselor Guidance – *(Objectives addressed: 1, 2, 3, 4, 5, 6, 7, 8 – Risk Factors addressed: 2, 3, 7, 8, 9, 10 – Protective Factors addressed: 1, 2, 3, 5, 6)*
8. Review and Conclude (10 minutes)