

**NOTICE OF MEETING
SCHOOL DISTRICT NO. 17**

Notice is hereby given of a Board of Education meeting of School District No. 17, in the County of Douglas, which will be held at 7:00 p.m. on **Monday, September 15, 2008** at 5606 South 147th Street, Omaha, Nebraska.

An agenda for such meetings, kept continuously current are available for public inspection at the office of the superintendent at 5606 South 147th Street, Omaha, Nebraska.

MIKE KENNEDY,
Secretary

9-12-08

**THE DAILY RECORD
OF OMAHA**

**RONALD A. HENNINGSEN, Publisher
PROOF OF PUBLICATION**

UNITED STATES OF AMERICA, }
The State of Nebraska, } ss.
District of Nebraska, }
County of Douglas, }
City of Omaha, }

J. BOYD


being duly sworn, deposes and says that she is

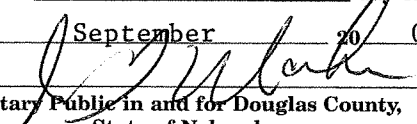
LEGAL EDITOR

of **THE DAILY RECORD**, of Omaha, a legal newspaper, printed and published daily in the English language, having a bona fide paid circulation in Douglas County in excess of 300 copies, printed in Omaha, in said County of Douglas, for more than fifty-two weeks last past; that the printed notice hereto attached was published in **THE DAILY RECORD**, of Omaha, on _____

September 12, 2008

That said Newspaper during that time was regularly published and in general circulation in the County of Douglas, and State of Nebraska.


Publisher's Fee \$ 14.00
Additional Copies \$ _____
Total \$ 14.00

Subscribed in my presence and sworn to before
me this _____ 12th _____ day of
September 20, 08

Notary Public in and for Douglas County,
State of Nebraska

REVISED BUDGET SUMMARY

State of Nebraska
 Budget Form - NBH-School District
 Statement of Publication

Millard Public Schools (28-0017) in Douglas County, Nebraska

PUBLIC NOTICE is hereby given that the governing body met on the 15th day of September, 2008 at 7:00 o'clock, P.M., at Don Stroh Administration Center (5606 S 147 ST, Omaha, NE 68137) for a regular meeting of the Board of Education. The budget for the 2008-09 school year was approved as printed here. The budget differs from that which was published in accordance with the Public Hearing on the 2nd of September, 2008. State Statutes requires the district to publish again the Budget Summary if it differs from the original publication.

FUNDS	Actual Disbursements & Transfers	Actual/Estimated Disbursements & Transfers	Budgeted Disbursements & Transfers	Necessary Cash Reserve (4)	Total Available Resources Before Property Taxes (5)	Fee and Delinquent Tax Allowance (6)	Total Personal and Real Property Tax Requirement (7)
	2006-2007 (1)	2007-2008 (2)	2008-2009 (3)				
General	\$ 164,353,688.46	\$ 175,555,408.00	\$ 192,100,714.00	\$ 28,500,000.00	\$ 128,560,555.00	\$ 920,402.00	\$ 92,960,561.00
Depreciation	\$ 874,070.00	\$ -	\$ 5,000,000.00		\$ 5,000,000.00		
Employee Benefit	\$ 15,444,216.00	\$ 18,000,000.00	\$ 20,000,000.00	\$ -	\$ 20,000,000.00		
Contingency	\$ -	\$ -	\$ -		\$ -		
Activities	\$ 4,340,229.00	\$ 6,000,000.00	\$ 7,000,000.00	\$ 1,000,000.00	\$ 8,000,000.00		
School Lunch	\$ 8,376,435.00	\$ 9,500,000.00	\$ 12,000,000.00	\$ 1,000,000.00	\$ 13,000,000.00		
Bond	\$ 17,240,413.00	\$ 13,383,390.00	\$ 14,000,000.00	\$ 14,150,000.00	\$ 14,000,000.00	\$ 141,500.00	\$ 14,291,500.00
Special Building	\$ 30,678,233.00	\$ 21,000,000.00	\$ 32,684,231.00		\$ 31,802,231.00	\$ 8,820.00	\$ 890,820.00
Qualified Capital Purpose Undertaking	\$ -	\$ -	\$ -	\$ -	\$ -	\$ -	\$ -
Cooperative	\$ -	\$ -	\$ -	\$ -	\$ -		
Student Fee	\$ 1,093,705.00	\$ 1,500,000.00	\$ 1,825,000.00	\$ -	\$ 1,825,000.00		
	\$ -	\$ -	\$ -	\$ -	\$ -		
TOTALS	\$ 242,400,989.46	\$ 244,938,798.00	\$ 284,609,945.00	\$ 44,650,000.00	\$ 222,187,786.00	\$ 1,070,722.00	\$ 108,142,881.00

Total Personal and Real Property Tax Requirement For Bonds

\$ 14,291,500.00

Total Personal and Real Property Tax Requirement for ALL Other

\$ 93,851,381.00

THE DAILY RECORD OF OMAHA

RONALD A. HENNINGSEN, Publisher
PROOF OF PUBLICATION

UNITED STATES OF AMERICA, }
 The State of Nebraska, } ss.
 District of Nebraska,
 County of Douglas,
 City of Omaha,

J. BOYD


being duly sworn, deposes and says that she is

LEGAL EDITOR

of THE DAILY RECORD, of Omaha, a legal newspaper, printed and published daily in the English language, having a bona fide paid circulation in Douglas County in excess of 300 copies, printed in Omaha, in said County of Douglas, for more than fifty-two weeks last past; that the printed notice hereto attached was published in THE DAILY RECORD, of Omaha, on

September 30, 2008

That said Newspaper during that time was regularly published and in general circulation in the County of Douglas, and State of Nebraska.



Subscribed in my presence and sworn to before

me this 30th day of


September 20 08

Notary Public in and for Douglas County,
 State of Nebraska


**ACKNOWLEDGMENT OF RECEIPT
OF NOTICE OF MEETING**

The undersigned members of the Board of Education of Millard, District #017, Omaha, Nebraska, hereby acknowledge receipt of advance notice of a meeting of said Board of Education and the agenda for such meeting held at _____ 7:00 _____ P.M. on _____ SEPTEMBER 15, _____ 2008, at _____ Don Stroh Administrative Center _____ 5606 South 147th Street _____ Omaha, NE 68137


Dated this _____ 15th _____ day of _____ SEPTEMBER _____, 2008.




Jean Stothert, President




Brad Burwell, Vice President




Mike Kennedy, Secretary



Mike Pate, Treasurer




David M. Anderson



Linda Poole



Maurice Green – Millard North High School



Brittney Albin – Millard South High School



Emily Nowell – Millard West High School

BOARD OF EDUCATION MEETING

SEPTEMBER 15, 2008

NAME:

REPRESENTING:

Hannah Nelson

MWHS

Josh Noble

MWHS

Megan Pfingsten

MWHS

James Scissom

MWHS

Jack Mitchell

MWHS

Stephanie Duncan

MWHS

Billy Sorys

MWHS

Anna Lubetz

SKUTT

Maya Nimwij

SKUTT

Michael Drey

MNMS

Todd Pusk

Kiewit

Andrew Pusk

Kiewit

Cate Drey

MWMS

Alex Phillips

MW

Abby Krummel

MW

Jordan Warnock

SKUTT

Josh Timm

MW

Wade Spitzer

MW

Lauren Lafolla

SKUTT Catholic

Pat Trivino

Troop 429

Michael Trivino

Troop 429

BOARD OF EDUCATION MEETING

SEPTEMBER 15, 2008

NAME:

REPRESENTING:

Emily Johnson

Adam Raffety

@ of mind

Alan Koenig

MWHS

MIKE MENDEZ

* Troop 429

Kearn Mendez

Boy Scouts

EMILY NEWELL

MWHS

Tim Nowell

MWHS

Cody)

MWHS

Lynk Medhi

CALEB LEHR

Keegan Hansen

MWHS

J Childers Hansen

Angela Ralph

Millard Education Association

Trenton Tiller

Troop 429

Lauren Kalal

SCHS

Stephanie Muschall

SCHS

MORGAN BRADSHAW

SCHS.

Melissa Kaspar

SCHS

Trisha Thommi

SCHS

Irene Kuretakis

MWHS



BOARD OF EDUCATION
MEETING



SEPTEMBER 15, 2008

BOARD OF EDUCATION
MILLARD PUBLIC SCHOOLS
OMAHA, NEBRASKA

2

BOARD MEETING
7:00 P.M.

STROH ADMINISTRATION CENTER
5606 SOUTH 147th STREET
SEPTEMBER 15, 2008

AGENDA

A. Call to Order

The Public Meeting Act is posted on the Wall and Available for Public Inspection

B. Pledge of Allegiance

C. Roll Call

D. Public Comments on agenda items – This is the proper time for public questions and comments on agenda items only. Please make sure a request form is given to the Board President before the meeting begins.

E. Routine Matters

1. *Approval of Board of Education Minutes – September 2 2008
2. *Approval of Bills
3. *Receive the Treasurer's Report and Place on File
4. Summary of Committee of the Whole Meeting – September 8, 2008

F. Information Items

1. Superintendent's Comments
2. Board Comments/Announcements
3. Report from Student Representative

G. Unfinished Business:

1. Approval of Policy 6610 – Curriculum, Instruction, and Assessment – Multicultural Education

H. New Business

1. Approval of FYE09 Budget
2. Approval of FYE09 Property Tax Request
3. Approval of Rule 6610.1 – Curriculum, Instruction, and Assessment – Multicultural Education
4. Approval to Delete Job Description 2100.60 – Administrative Intern
5. Approval of Administrator Job Description Change: 2100.12. – Executive Director for Planning, Evaluation, and Information Services, 2100.19 – Director of Human Resources, 2100.22 – Administrator for Special Education Programs & Compliance, 2100.26 – Coordinator of Related Services and Young Adult Program, 2100.35 – Coordinator of Special Programs, 2100.37 – Coordinator of Career and Technical Education (CTE) Programs, 2100.50 - Principal, 2100.51 – Assistant Principal - Discipline, 2100.52 Assistant Principal – Curriculum and Instruction, 2100.54 – Assistant Principal – Activities (9-12), 2100.55 – Middle School Assistant Principal, 2100.57 – Elementary Assistant Principal
6. First Reading of Policy 6000 – Curriculum, Instruction, and Assessment – General Policy Statement
7. First Reading of Policy 6010 – Curriculum, Instruction, and Assessment - Comparability
8. Reaffirm Policy 6031 – Curriculum, Instruction, and Assessment – School Day for Students
9. Approval of Rule 6031.1 – Curriculum, Instruction, and Assessment – School Day for Students
10. Reaffirm Policy 6041 – Curriculum, Instruction, and Assessment – Holiday Observances—Laws and Requirements
11. Approval of Rule 6041.1 – Curriculum, Instruction, and Assessment – Holiday Observances: Laws and Requirements

12. First Reading of Policy 6690 – Curriculum, Instruction, and Assessment – Alternative Education Program
13. Approval of Board Member to attend the Federal Fly-In Conference sponsored by the Omaha Chamber
14. Approval of Board Members to attend the National Federation of Urban Suburban School District Conference (NFUSSD).
15. Approval of Personnel Actions: Amendment to a Continuing Contract, and New Hire(s)
16. Litigation (Executive Session)

I. Reports

1. Exiting Senior Survey Report – Class of 2008
2. Post Graduate (2007) Assessment: One-Year Study

J. Future Agenda Items/Board Calendar

1. North Central Accreditation Exit Report, on Thursday, September 25, 2008 at 1:00 p.m. at the Don Stroh Administration Center, 5606 South 147th Street
2. Board of Education Meeting on Monday, October 6, 2008 at 7 p.m. at the Don Stroh Administration Center, 5606 South 147th Street
3. NFUSSD Conference on October 12-15, 2008 at the Duval County Public Schools in Jacksonville, FL
4. Board of Education Meeting on Monday, October 20, 2008 at 7 p.m. at the Don Stroh Administration Center, 5606 South 147th Street
5. Board of Education Meeting on Monday, November 3, 2008 at 7 p.m. at the Don Stroh Administration Center, 5606 South 147th Street
6. Committee of the Whole Meeting on Monday, November 10, 2008 at 7 p.m. at the Don Stroh Administration Center, 5606 South 147th Street
7. Board of Education Meeting on Monday, November 17, 2008 at 7 p.m. at the Don Stroh Administration Center, 5606 South 147th Street
8. NASB Education Conference on November 19-21, 2008 at the Embassy Suites in LaVista, NE, 12520 Westport Parkway
9. Board Member Learning Community Caucus on Thursday, November 20, 2008 at 6:00 p.m. at ESU #3

K. Public Comments - This is the proper time for public questions and comments on any topic. Please make sure a request form is given to the Board President before the meeting begins.

L. Adjournment:

All items indicated by an asterisk (*) will comprise the Consent Agenda and may be acted on in a single motion. Items may be deleted from the Consent Agenda by request of any board member.

BOARD OF EDUCATION
MILLARD PUBLIC SCHOOLS
OMAHA, NEBRASKA

4

REGULAR MEETING
7:00 P.M.

STROH ADMINISTRATION CENTER
5606 SOUTH 147TH STREET
SEPTEMBER 15, 2008

ADMINISTRATIVE MEMORANDUM

A. Call to Order

The Public Meeting Act is posted on the Wall and Available for Public Inspection

B. Pledge of Allegiance

C. Roll Call

D. Public Comments on agenda items - This is the proper time for public questions and comments on agenda items only. Please make sure a request form is given to the Board President prior to the meeting.

*E.1. Motion by _____, seconded by _____, to approve the Board of Education Minutes – September 2, 2008. (See enclosure.)

*E.2. Motion by _____, seconded by _____, to approve the bills. (See enclosures.)

*E.3. Motion by _____, seconded by _____, to receive the Treasurer's Report and Place on File. (See enclosure.)

E.4. Summary of Committee of the Whole Meeting – September 8, 2008

F.1. Superintendent's Comments

F.2. Board Comments/Announcements

F.3. Report from Student Representatives

G.1. Motion by _____, seconded by _____, to approve Policy 6610 – Curriculum, Instruction, and Assessment – Multicultural Education (See enclosure.)

H.1. Motion by _____, seconded by _____, that the FYE09 Budget be adopted as submitted in the Revised Budget Summary and that such document be incorporated herein in its entirety by this reference. (See enclosure.)

H.2. Motion by _____, seconded by _____, that approval be given to the Resolution Regarding FYE09 Property Tax Requests as submitted and that such resolution be incorporated in its entirety into this motion. (See enclosure.)

H.3. Motion by _____, seconded by _____, to approve Rule 6610.1 - Curriculum, Instruction, and Assessment – Multicultural Education. (See enclosure.)

H.4. Motion by _____, seconded by _____, to delete Job Description 2100.60 – Administrative Intern. (See enclosure.)

H.5. Motion by _____, seconded by _____, to approve Administrator Job Description Change: 2100.12. – Executive Director for Planning, Evaluation, and Information Services, 2100.19 – Director of Human Resources, 2100.22 – Administrator for Special Education Programs & Compliance, 2100.26 – Coordinator of Related Services and Young Adult Program, 2100.35 – Coordinator of Special Programs, 2100.37 – Coordinator of Career and Technical Education (CTE) Programs, 2100.50 - Principal, 2100.51 – Assistant Principal - Discipline, 2100.52 Assistant Principal – Curriculum and Instruction, 2100.54 – Assistant Principal – Activities (9-12), 2100.55 – Middle School Assistant Principal, 2100.57 – Elementary Assistant Principal. (See enclosures.)

H.6. First Reading of Policy 6000 – Curriculum, Instruction, and Assessment – General Policy Statement. (See enclosure.)

H.7. First Reading of Policy 6010 – Curriculum, Instruction, and Assessment – Comparability. (See enclosure.)

Administrative Memorandum
September 15, 2008
Page 2

- H.8. Motion by _____, seconded by _____, to reaffirm Policy 6031 – Curriculum, Instruction, and Assessment – School Day for Students. (See enclosure.)
- H.9. Motion by _____, seconded by _____, to approve Rule 6031.1 – Curriculum, Instruction, and Assessment – School Day for Students. (See enclosure.)
- H.10. Motion by _____, seconded by _____, to reaffirm Policy 6041 – Curriculum, Instruction, and Assessment - Holiday Observances—Laws and Requirements. (See enclosure.)
- H.11. Motion by _____, seconded by _____, to approve Rule 6041.1 – Curriculum, Instruction, and Assessment – Holiday Observances: Laws and Requirements. (See enclosure.)
- H.12. First Reading of Policy 6690 – Curriculum, Instruction, and Assessment – Alternative Education Program. (See enclosure.)
- H.13. Motion by _____, seconded by _____, approval for Jean Stothert to attend the Federal Fly-In Conference sponsored by the Omaha Chamber. (See enclosure.)
- H.14. Motion by _____, seconded by _____, approval for Dave Anderson and Linda Poole to attend the National Federation of Urban Suburban School Districts Conference. (See enclosure.)
- H.15. Motion by _____, seconded by _____, to approve Personnel Actions: Amendment to a Continuing Contract, and New Hire(s). (See enclosure.)
- H.16. Litigation (Executive Session)

I. Reports:

1. Exiting Senior Survey Report – Class of 2008
2. Post Graduate (2007) Assessment: One-Year Study

J. Future Agenda Items/Board Calendar

1. North Central Accreditation Exit Report, on Thursday, September 25, 2008 at 1:00 p.m. at the Don Stroh Administration Center, 5606 South 147th Street
2. Board of Education Meeting on Monday, October 6, 2008 at 7 p.m. at the Don Stroh Administration Center, 5606 South 147th Street
3. NFUSSD Conference on October 12-15, 2008 at the Duval County Public Schools in Jacksonville, FL
4. Board of Education Meeting on Monday, October 20, 2008 at 7 p.m. at the Don Stroh Administration Center, 5606 South 147th Street
5. Board of Education Meeting on Monday, November 3, 2008 at 7 p.m. at the Don Stroh Administration Center, 5606 South 147th Street
6. Committee of the Whole Meeting on Monday, November 10, 2008 at 7 p.m. at the Don Stroh Administration Center, 5606 South 147th Street
7. Board of Education Meeting on Monday, November 17, 2008 at 7 p.m. at the Don Stroh Administration Center, 5606 South 147th Street
8. NASB Education Conference on November 19-21, 2008 at the Embassy Suites in LaVista, NE, 12520 Westport Parkway
9. Board Member Learning Community Caucus on Thursday, November 20, 2008 at 6:00 p.m. at ESU #3

K. Public Comments - This is the proper time for public questions and comments on any topic. Please make sure a request form is given to the Board President before the meeting begins.

L. Adjournment

All items indicated by an asterisk (*) will comprise the Consent Agenda and may be acted on in a single motion. Items may be deleted from the Consent Agenda by request of any board member.

MILLARD PUBLIC SCHOOLS
SCHOOL DISTRICT NO 17

6

A meeting was held of the Board of Education of the School District No. 17, in the County of Douglas in the State of Nebraska. This meeting was convened in open and public session at 7:00 p.m., Tuesday, September 2, 2008, at the Don Stroh Administration Center, 5606 South 147th Street.

PRESENT: Jean Stothert, Mike Kennedy, Mike Pate, Dave Anderson and, Linda Poole

ABSENT: Brad Burwell

Notice of this meeting was given in advance thereof by publication in the Daily Record on, August 29, 2008; a copy of the publication is being attached to these minutes. Notice of this meeting was given to all members of the Board of Education and a copy of their Acknowledgment of Receipt of Notice and the agenda are attached to these minutes. Availability of the agenda was communicated in advance notice and in the notice of the Board of Education of this meeting. All proceedings hereafter shown were taken while the convened meeting was open to the attendance of the public.

At 5:00 p.m. Jean Stothert opened the public hearing on the 2008-2009 budget. There will be two hearing one on the adoption of the budget for 2008-2009, and the other is for the proposed property tax request. The purpose for the hearings is to hear public comments, and comments from the Board. The budget will be on the agenda for approval on September 15, 2008.

Roll call was taken and the board members present were: Jean Stothert, Mike Pate, Linda Poole, Dave Anderson, and Mike Kennedy. Brad Burwell was absent from the meeting

Motion by Dave Anderson, seconded by Linda Poole, to excuse Brad Burwell from the budget hearing, upon roll call vote, all members voted aye. Motion carried.

Ken Fossen presented the power point on the revenues and expenditures contained in the budget for 2008-2009.

Public comments: One community member stated he would like the district to share with the community when the budget hearings are going to be held. He stated that the District should be able to find \$900,000, so it would not be necessary for the levy increase.

Mrs. Stothert closed the hearing on the 2008-2009 budget.

Mrs. Stothert opened the hearing on the proposed property tax request. She received no requests to speak on this topic.

Motion by Mike Kennedy, seconded by Mike Pate, to adjourn the budget hearings, upon roll call vote, all members voted aye. Motion carried.

At 7:00 p.m. Jean Stothert announced the Public meeting Act is posted on the wall and available for public inspection. Mrs. Stothert asked everyone to say the Pledge of Allegiance.

Roll call was taken and members present were: Jean Stothert, Mike Pate, Linda Poole, Dave Anderson, and Mike Kennedy. Brad Burwell was absent from the meeting.

Motion by Mike Kennedy, seconded by Dave Anderson, to excuse Brad Burwell from the meeting, upon roll call vote, all members voted aye. Motion carried.

Motion by Linda Poole, seconded by Dave Anderson, to approve the Board of Education minutes for August, 11, 2008, and Special Board of Education Meeting minutes – August 18, 2008, to approve the bills, and receive the treasurer's report and place on file, upon roll call vote, all members voted aye. Motion carried.

Jean Stothert summarized the committee of the whole meeting on August 18, 2008. The topics discussed included an update on the 2008-2009 budget, and discussion on the legislative agenda for 2009.

Superintendent's Comments:

1. The first two weeks of school have been completed. School enrollment is down from what was projected, but the official report is done on the last Friday of September to report to the Nebraska Department of Education.
2. The committee meeting for next Monday will have a presentation on the 40 assets, and will be discussing the achievement gap. If there is time remaining Ken Fossen and Jon Lopez will talk about the GPS tracking system.
3. Dr. Lutz welcomed the student representatives to the Board.

Board Comments:

Mike Pate welcomed the student representatives and asked them to participate freely in the discussions at the board meetings.

Mr. Pate said he attended the Nebraska Association of School Board's workshop for candidates for the Learning Community. The Learning Community candidates went from table to table to visit school board members, and to answer questions from the board members. Mr. Pate said he is now more concerned than he ever was after visiting with some of the candidates. He indicated that very few knew what they would be doing. Mr. Pate continued by saying no one could say how this will improve student achievement. He said he doesn't see how the Learning Community Coordinating Council will be able to anything for student achievement after listening to the various candidates. He was concerned that they may want more power than what is originally given to them as they go along.

Linda Poole agreed with the comments made by Mr. Pate. She said she was concerned, because one candidate she talked with said "the local school boards are going to work for me," and she thought they may want to extend their arms and get into areas where they are not suppose to.

Dave Anderson echoed comments made by Mr. Pate and Mrs. Poole. Mr. Anderson said for the people who would be voting for the Learning Community candidates that Millard is in District 4. He encouraged everyone to please look at who they are voting for, and do some research on the candidates so they know why the candidates are running of the position. Mr. Anderson repeated that you can only vote for one person, so to look at the people who are running.

Mr. Anderson did appreciate talking with the candidates about how much they understand the Learning Community. He said some who are running make him nervous, because hey haven't done their research. There are some that are qualified. There are several who have an education background, and have good intentions. He asked people to get involved, because things could change significantly.

Mr. Anderson welcomed the student representatives and told them the board does value their input.

Mr. Anderson thanked all of the buildings for a good start of school. He said he had the opportunity to tour Upchurch Elementary. Mrs. Anglemyer spent an hour to show him around the building. He said the design and the way it is laid out is very well done. The building also came in on budget.

Mike Kennedy expressed his dismay by the caliber of candidates for the Learning Community. One candidate told him they were going to fire ineffective principals, but Mr. Kennedy said that's not what they are to do. He indicated that some did read the statutes.

Mr. Kennedy made the request to the board to have an informational session for the community, as other districts have done, for the Learning Community candidates. This would give the community the opportunity to find out about the candidates who are running in District 4 for the Learning Community.

Jean Stothert welcomed the students and said they will be an asset to the Board. Mrs. Stothert encouraged them to feel free to speak up in the discussions.

Mrs. Stothert said she attend the Metropolitan Area Boards of Education meeting about a month ago. She indicated everyone in the group shared their information on evaluation of their Superintendent, and also the board's self-evaluation document. Mrs. Stothert will pass them on to the board, and she said Elkhorn has good ideas on board self evaluation.

Mrs. Stothert said she left the forum for Learning Community Coordinating Council candidates in shock. Mrs. Stothert suggested that the State Senators should be notified of what was said at the forum by candidates. There were some good candidates, but the information should be relayed to our local State Senators.

Mike Pate provided the final reading of Policy 3131 – Support Services – Employee Travel and Reimbursement. Motion by Mike Pate, seconded by Linda Poole, to approve Policy 3131 – Support Services – Employee Travel and Reimbursement, upon roll call vote, all members voted aye. Motion carried.

Linda Poole provided the final reading of Policy 5490 – Pupil Services – Use of Alcohol and other Drug Testing Technology. Motion by Linda Poole, seconded by Dave Anderson, to approve Policy 5490 – Pupil Services – Use of Alcohol and other Drug Testing Technology, upon roll call vote, all members voted aye. Motion carried.

Motion by Linda Poole, seconded by Dave Anderson, to approve the recommendation of the district's Medical Advisory Committee that all coaches be provided training in CPR, AED, and first aid training if it survives the program budgeting process for 2009-2010, and that the district not contract with any organization that could provide EMT coverage at non-varsity football games during 2008-2009, upon roll call vote, all members voted aye. Motion carried.

Motion by Dave Anderson, seconded by Linda Poole, to approve Rule 5490.1 – Pupil Services – Use of Alcohol and other Drug Testing Technology, upon roll call vote, all members voted aye. Motion carried.

Dave Anderson provided the first reading of Policy 6610 – Curriculum, Instruction, and Assessment – Multicultural Education. This policy will be on the next board agenda for approval.

Motion by Mike Pate, seconded by Dave Anderson, that the proposed Temporary Construction Easement and the Warranty Deed related to Project C-28(337) Tract 15 as well as the Temporary Construction Easement and the Warranty Deed related to Project C-28(337) Tract 25 from the District to Douglas County be approved as submitted, upon roll call vote, all members voted aye. Motion carried.

Motion by Dave Anderson, seconded by Linda Poole, to approve Personnel Actions: Amendment to a Continuing Contract: Larry Andrews; Resignation: David Tyler; and New Hires: Nichole Butler and Gail Hubbard, upon roll call vote, all members voted aye. Motion carried.

Reports included: An Enrollment Report, the Career Compensation Model, the ACT and SAT Results for 2007-2008, and the State Writing Assessment Results 2007-2008

Future Agenda Items/Board Calendar: The Committee of the Whole Meeting will be held on Monday, September 8, 2008 at 7 p.m. at the Don Stroh Administration Center, 5606 South 147th Street. A Board of Education Meeting will be held on Monday, September 15, 2008 at 7 p.m. at the Don Stroh Administration Center, 5606 South 147th Street. The North Central Accreditation Exit Report will be held on Thursday, September 25, 2008 at 1:00 p.m. at the Don Stroh Administration Center, 5606 South 147th Street. A Board of Education Meeting will be held on Monday, October 6, 2008

at 7 p.m. at the Don Stroh Administration Center, 5606 South 147th Street. The NFUSSD Conference will be held on October 12-15, 2008 at the Duval County Public Schools in Jacksonville, FL. A Board of Education Meeting will be held on Monday, October 20, 2008 at 7 p.m. at the Don Stroh Administration Center, 5606 South 147th Street. A Board of Education Meeting will be held on Monday, November 3, 2008 at 7 p.m. at the Don Stroh Administration Center, 5606 South 147th Street. A Committee of the Whole Meeting will be held on Monday, November 10, 2008 at 7 p.m. at the Don Stroh Administration Center, 5606 South 147th Street. The Board of Education Meeting will be held on Monday, November 17, 2008 at 7 p.m. at the Don Stroh Administration Center, 5606 South 147th Street. A The NASB Education Conference will be held on November 19-21, 2008 at the Embassy Suites in LaVista, NE, 12520 Westport Parkway. The Board Member Learning Community Caucus will be held on Thursday, November 20, 2008 at 6:00 p.m. at ESU #3.

Comments from the Public: A community member brought in a t-shirt that was being worn by some students, and asked by Board members what was wrong with the t-shirt.

One community member had several questions and voiced his concern on the 2008-2009 budget.

A community member voiced his concern over the replacement of the School Resource Officer at Millard South High School.

Jean Stothert adjourned the meeting.



SECRETARY

Millard Public Schools
September 15, 2008

Millard Public Schools

Check Register

11

Prepared for the Board Meeting of September 15, 2008

Check No	Vend No	Vendor Name	Amount
293891	071025	OMAHA TRUCK CENTER INC	90,399.00
293897	135614	ABCTEACH LLC	550.00
293898	010165	ABLENET INC	187.00
293899	132534	ACCESSIBILITY DOT NET, INC	357.50
293900	010298	ACCU CUT SERVICES LLC	28.00
293901	010003	ACT INC	269.00
293902	133402	KAREN S ADAMS	17.31
293903	136378	ADAPTIVATION INC	82.00
293905	133620	AKSARBEN PIPE & SEWER CLEANING LLC	1,106.50
293906	011185	ALLIED OIL & SUPPLY, INC.	1,360.47
293907	107651	AMAZON.COM INC	206.85
293908	011241	AAHPERD	90.25
293909	012050	AMERICAN LIBRARY ASSOCIATION	36.00
293910	130704	AMERICAN PLASTIC	915.00
293911	101779	AMERICAN SCHOOL COUNSELOR ASSOC	125.00
293913	069689	AMSAN LLC	67,900.50
293914	134757	AFO LLC	203.20
293915	010112	ANDERSON ELECTRIC	566.00
293916	012980	APPLAUSE LEARNING RESOURCES	108.74
293917	012989	APPLE COMPUTER, INC.	3,288.00
293919	108092	MERRILL COMPANY	67.61
293920	013209	ART STUDIO CLAY COMPANY	2,877.24
293921	130277	ART VIDEO WORLD	393.45
293923	013214	ARTS & ACTIVITIES MAGAZINE	24.95
293924	100014	ATLAS PEN & PENCIL CORPORATION	72.76
293925	013511	ATTAINMENT COMPANY INC	985.95
293926	134427	AUTISM ASPERGERS PUBLISHING CO	44.95
293927	102237	AUTO STATION	415.96
293928	134267	B & D DIAMOND PRO INC	220.00
293929	131546	GLENDA K BACHMANN	274.17
293930	109852	BAER SUPPLY	498.42
293931	132405	BAG 'N SAVE	344.15
293933	136049	BARCODE SOURCE INC	1,704.55
293934	099646	BARNES & NOBLE BOOKSTORE	2,424.94
293935	132608	BARNES DISTRIBUTION	288.11
293936	099749	BAUDVILLE INC	466.14
293937	131148	VIRGINIA C BAYE	284.72
293938	136272	BEAR CONSTRUCTION INC	3,275.00
293940	018705	BERNINA SEWING CENTER	165.27
293941	131843	BEST CARE EMPLOYEE ASSISTANCE PROG.	44,963.75
293942	130683	BEYOND PLAY	37.90
293943	132976	BIO-RAD LABORATORIES	370.55
293944	019111	BISHOP BUSINESS EQUIPMENT	8,602.79
293945	136963	GAIL M BLANCHARD-HELTON	263.63
293946	130899	KIMBERLY M BOLAN	94.77
293947	101364	BOOKWORM	369.25

Date: 9/10/08

Millard Public Schools

Check Register

12

Prepared for the Board Meeting of September 15, 2008

Check No	Vend No	Vendor Name	Amount
293948	133057	NANCY R BORGUM	305.81
293949	019835	BOYS TOWN NATIONAL	1,382.85
293950	136962	BETTY M BRAGG	231.99
293951	134129	AVRAHAM KADAR	945.00
293952	136977	PEGGY S BREARD	210.60
293953	019858	PEGGY A BRENDEL	300.53
293954	102783	BRIGHT APPLE	382.81
293955	131671	BRIGHT IDEAS	654.00
293956	020258	VICKI A BROWN	263.63
293959	134656	BUSINESS EDUCATION PUBLISHING	108.45
293960	099431	BUSINESS MEDIA INC	9,284.99
293961	134237	SCOTT G BUTLER	76.00
293962	023831	CALLOWAY HOUSE INC	1,012.36
293963	134350	CAMBIUM LEARNING	537.20
293964	136308	INTER STATE STUDIO & PUBLISHING CO	1,045.75
293965	054237	PIONEER LOCK CO INC	9.00
293966	023925	CARLEX INC	880.77
293967	136408	PATRICIA A CARLIN	274.17
293968	024067	CARSON DELLOSA PUBLISHING	317.19
293969	099284	CASS STREET PUBLISHERS INC	170.00
293970	133970	CCS PRESENTATION SYSTEMS	307.52
293971	133589	CDW GOVERNMENT, INC.	864.94
293972	051572	CENGAGE LEARNING	1,603.87
293973	136882	CENTER FOR CIVIC EDUCATION	72.60
293974	024256	CENTER FOR LEARNING	87.89
293975	134043	MALCOLM K CHAI	332.28
293976	132521	CHAMPIONSHIP BOOKS & VIDEO	173.98
293977	131024	CHARTHOUSE LEARNING	1,061.08
293978	132271	ERIK P CHAUSSEE	53.02
293980	099222	CLASSROOM DIRECT	53.85
293981	025235	DALE CLAUSEN	171.40
293982	101174	CLAY TIMES INC	56.00
293983	132886	SANDRA R COLE	284.72
293984	136934	COLLEGE ADVISOR INC	796.00
293985	022701	SHARON R COMISAR-LANGDON	102.37
293986	130646	COMMONWEALTH ELECTRIC	222.12
293987	135082	OCCUPATIONAL HEALTH CTRS OF NE PC	504.00
293988	026048	CONTINENTAL FIRE SPRINKLER CO.	672.79
293989	096861	CONTINENTAL PRESS INC	122.49
293990	026057	CONTROL MASTERS INC	239.51
293991	026443	CORE KNOWLEDGE FOUNDATION	456.44
293992	026800	CREATIVE EDUCATIONAL SERVICES	135.00
293993	100300	CREATIVE TEACHING PRESS INC	107.43
293994	026996	CRITICS CHOICE VIDEO	77.94
293995	134039	CROUCH RECREATIONAL DESIGN INC	2,300.00
293996	136788	COLORADO STRIPE WRIGHT LTD	1,010.00

Date: 9/10/08

Millard Public Schools

Check Register

13

Prepared for the Board Meeting of September 15, 2008

Check No	Vend No	Vendor Name	Amount
293997	103016	CULINARY INSTITUTE OF AMERICA	110.55
293998	027345	CURRICULUM ASSOCIATES INC	184.80
293999	130503	CYBER ED	213.79
294001	136185	CYNMAR CORPORATION	141.09
294002	130731	D & D COMMUNICATIONS	42.00
294003	136742	FRANCES A DABBS	15.31
294004	132671	JEAN T DAIGLE-ROSE	40.46
294005	131003	DAILY RECORD	43.20
294006	136149	DATA SOURCE MEDIA INC	6,246.00
294007	032370	DAYTIMERS	55.98
294008	136965	ELAINE DE WELL	284.72
294009	032490	DECA IMAGES	178.00
294011	107469	DEFFENBAUGH INDUSTRIES	3,935.62
294012	032800	DEMCO INC	266.31
294013	133084	DHARMA TRADING CO.	63.65
294016	099220	DICK BLICK CO	22,976.17
294017	132750	JOHN D DICKEY	62.59
294018	131206	SHARON L DICKEY	300.53
294019	134800	REBECCA L DIETLE	326.90
294020	033473	DIETZE MUSIC HOUSE INC	972.90
294021	131797	DIRECT ADVANTAGE	51.17
294022	100649	DISCOUNT MAGAZINE SUBSCRIPTION	311.91
294023	099552	DISCOUNT SCHOOL SUPPLY	181.70
294024	101561	DISCOVER WRITING COMPANY	64.90
294027	136964	NAN A DOESCHOT	284.72
294030	034109	DRUMMOND AMERICAN CORPORATION	394.30
294032	131740	EAGLE SOFTWARE INC,	7,059.35
294033	036652	EBSCO SUBSCRIPTION SERVICES	597.87
294034	052370	ECHO ELECTRIC SUPPLY CO	152.37
294035	035557	ECS LEARNING SYSTEMS	75.73
294036	101894	EDUCATIONAL INNOVATIONS, INC.	388.88
294037	037525	EDUCATIONAL SERVICE UNIT #3	611.61
294039	038100	ELECTRIC FIXTURE & SUPPLY	3,654.66
294040	134646	ELECTRONIC LEARNING PRODUCTS INC	47.93
294041	102286	ELECTRONIX EXPRESS	139.10
294044	038225	ELLISON EDUCATIONAL EQUIPMENT INC	31.00
294045	131007	ELMAN & CO INC	449.00
294046	038217	WARREN K ELTISTE	229.56
294047	136938	LA VISTA ES CATERING CO INC	120.00
294048	035579	EMC/PARADIGM PUBLISHING	52.95
294049	135497	RICKIE D ENGEL	221.45
294050	135611	ENTERPRISE RENT-A-CAR CO-MIDWEST	134.91
294051	102791	ERIC ARMIN INC	187.35
294052	035610	ETA/CUISENAIRE	79.08
294053	132472	EVAN-MOOR EDUCATIONAL PUBLISHERS	34.98
294054	038468	EVERBIND	832.14

Date: 9/10/08

Millard Public Schools

Check Register

14

Prepared for the Board Meeting of September 15, 2008

Check No	Vend No	Vendor Name	Amount
294055	099320	EYE ON EDUCATION	202.70
294056	133961	FABRI-FORM	3,559.68
294057	106735	JOHN T FABRY	152.10
294059	134814	CADCO INC	4,508.05
294060	040450	FEDERAL EXPRESS	29.28
294061	131826	ALICIA C FEIST	77.39
294062	106956	FERRELLGAS	16.83
294063	109069	ELIZABETH A FIALA	213.52
294064	040830	FACTS ON FILE INC (INFOBASE PUB)	746.54
294065	133919	FILTER SHOP INC	3,146.42
294066	134304	FIRST BANK RICHMOND, NA	1,824.10
294067	040902	FIRST NATIONAL BANK TRUST DEPT	700.00
294068	040919	FISHER SCIENTIFIC	175.58
294069	041086	FLINN SCIENTIFIC INC	8,298.39
294070	131555	FLOORS INC	139.00
294071	136966	JILL JANINE FLOTH	210.90
294072	041100	FOLLETT LIBRARY RESOURCES	1,033.52
294074	041146	KENNETH J FOSSEN	53.00
294075	130082	NONNIE M FRENZER	274.17
294076	041543	AMY J FRIEDMAN	428.38
294077	135031	FSH COMMUNICATIONS LLC	371.34
294079	043900	GAYLORD BROTHERS INC	47.88
294080	131294	PATRICIA A GEDBAW	216.17
294081	044565	GINGHER, INC.	67.50
294082	135809	JUDITH A GLESNE	257.76
294084	131204	JEANNE A GOING	295.26
294085	044891	GOPHER/PLAY WITH A PURPOSE	6,549.56
294086	131822	GOURMET CURRICULUM PRESS	284.90
294087	132152	GOVCONNECTION INC	103.90
294088	043609	GP DIRECT	1,183.41
294089	044950	GRAINGER INDUSTRIAL SUPPLY	714.44
294091	099754	GREAT BOOKS FOUNDATION	4,815.00
294092	010256	GRUNWALD MECHANICAL CONTRACTORS INC	186.36
294093	135016	CANDRA R GUENTHER	35.33
294094	132938	GUSTAVE A LARSON COMPANY	130.22
294095	059223	MUSIC EXPRESS LLC	724.30
294096	045354	CYNTHIA M HAMILTON	48.04
294097	047800	HAMMOND & STEPHENS	111.58
294098	131067	HANDWRITING WITHOUT TEARS	1,268.46
294099	130085	CAROLYN A HANKE	293.51
294100	047853	HAPPY CAB COMPANY INC	1,525.20
294101	047855	HARCOURT INC	11,533.53
294102	056820	HARRY A KOCH COMPANY	22,019.00
294103	048200	HAUFF SPORTING GOODS COMPANY	461.84
294104	108273	MARGARET HEBENSTREIT PT	59.12
294105	048515	HELGET SAFETY SUPPLY INC	79.90

Date: 9/10/08

Millard Public Schools

Check Register

15

Prepared for the Board Meeting of September 15, 2008

Check No	Vend No	Vendor Name	Amount
294106	135616	BAILEY HEMPHILL	360.00
294107	108478	DAVID C HEMPHILL	89.00
294108	099235	HERFF JONES INC	238.99
294109	132423	HEWLETT PACKARD CO	5,959.50
294110	048710	HIGHSMITH COMPANY INC	444.08
294111	048840	SUZANNE J HINMAN	139.79
294112	045329	HMS BROWN BAGGERS	215.84
294113	048940	HOB-LOB LIMITED PARTNERSHIP	119.97
294114	049650	HOUGHTON MIFFLIN COMPANY	3,134.90
294115	133849	HOW STUFF WORKS EXPRESS	99.00
294116	049715	HUMAN KINETICS	79.00
294117	133247	HUSKER GLASS	175.00
294118	101032	HUSKER MIDWEST PRINTING	612.48
294119	133397	HY-VEE INC	332.31
294120	132878	HY-VEE INC	108.50
294121	049850	HY-VEE INC	260.55
294123	100016	INNOVATIVE LEARNING CONCEPTS	774.99
294124	051778	INSIGHT MEDIA INC	291.90
294125	051843	INTEGRITY HARDWOODS	459.52
294126	102958	INTERSTATE ALL BATTERY CENTER	46.99
294127	136631	JAMES LEE STONE	23.90
294128	101991	J.A. SEXAUER	648.91
294130	100928	J.W. PEPPER & SON INC.	7,549.23
294133	133037	JENSEN TIRE COMPANY	129.31
294134	135999	DESIREE K JOHN	39.94
294135	136317	KELLY L JOHNSON	107.05
294136	136967	LINDA M JOHNSON	263.63
294137	131827	MARY E JOHNSTON	210.90
294138	054630	JOHNSTONE SUPPLY	99.81
294139	135384	LINDA C JONES	284.72
294140	109138	JOSEPHSON INSTITUTE OF ETHICS	168.04
294141	136968	TWILA E JUEL	279.44
294142	133331	ATTITUDES SKILLS & KNOWLEDGE INC	495.77
294143	134473	KAEDEN CORPORATION	41.75
294144	101224	KAPCO	251.31
294145	106997	VICTORIA A KASPAR	223.00
294146	135932	KELLY SUPPLY CO	1,088.43
294147	056550	MARK LEVINE	199.50
294148	056724	KINKO'S	366.10
294149	109136	KLOCKIT	484.00
294150	133556	JANICE M KLOKE	295.26
294151	136969	PAMELA KNOX	205.63
294152	056905	DEBORAH S KOLC	212.00
294153	056913	RICHARD L KOLOWSKI	78.39
294155	058755	LAIDLAW TRANSIT INC	89.07
294157	099217	LAKESHORE LEARNING MATERIALS	4,967.30

Date: 9/10/08

Millard Public Schools

Check Register

16

Prepared for the Board Meeting of September 15, 2008

Check No	Vend No	Vendor Name	Amount
294159	135257	LANGUAGE LINE SERVICES	68.12
294160	109816	JILL C LAVENE	100.49
294162	130792	LEARNING RESOURCES	141.60
294163	059100	JEFFREY SCHRANK	206.00
294166	059380	LIBRARY VIDEO COMPANY	654.36
294167	059470	LIEN TERMITE & PEST CONTROL INC	230.00
294168	059577	LINGUISYSTEMS, INC.	568.40
294169	059560	LINWELD INC	68.54
294171	136913	LORENZ CORPORATION	304.95
294172	060111	LOVELESS MACHINE & GRINDING	59.00
294174	057770	LRP PUBLICATIONS INC	222.00
294175	060125	LUCKS MUSIC LIBRARY INC	648.30
294176	131586	LYMM CONSTRUCTION CO.	32,245.00
294177	133980	MACK PRINTING	1,176.93
294178	132556	MAKEMUSIC INC	125.00
294179	136970	SHARON E MALY	305.81
294180	063918	MUSIC SUCCESS CONCEPTS	3,089.00
294182	063920	MARCO PRODUCTS INC	2,447.60
294183	024150	MARSHALL CAVENDISH CORPORATION	642.50
294184	133201	DAWN M MARTEN	31.64
294185	108052	MAX I WALKER	565.80
294186	107399	MADONNA J MCARDLE	263.63
294187	130467	MCCALL PATTERN COMPANY	75.00
294188	131069	CAROL MCCANN	332.17
294189	136618	DANIEL R MCCONNELL	100.47
294190	063349	MCGRAW-HILL COMPANIES	2,936.45
294191	064260	MECHANICAL SALES INC.	1,589.56
294192	136971	LA DONNA MEEKER	279.44
294194	135331	MENTORING MINDS LP	375.30
294196	133403	AMERICAN NATIONAL BANK	6,987.37
294198	064621	METROPOLITAN OMAHA ED CONSORTIUM	4,000.00
294199	063110	MFASCO HEALTH & SAFETY CO	285.58
294200	102466	WYMAN L MARTINEK	65.35
294202	102870	MIDLAND COMPUTER INC	4,709.43
294203	064950	MIDWEST METAL WORKS INC	26.25
294204	065200	MIDWEST SHOP SUPPLIES INC	2,168.66
294205	065233	MIDWEST TURF & IRRIGATION INC	1,995.82
294206	065400	MILLARD LUMBER INC	96.94
294207	100316	MINDWARE	86.80
294209	066010	MONEY HANDLING MACHINES, INC.	119.00
294211	092603	HOLTZBRINCK PUBLISHER LLC	1,309.20
294212	066580	MUSIC IN MOTION INC	179.53
294213	100883	MUSIC THEATRE INTERNATIONAL	50.00
294214	132203	SUSAN K MUSSELMANN	289.99
294216	067000	NASCO	4,172.91
294217	106499	NATIONAL CENTER FOR YOUTH ISSUES	169.07

Date: 9/10/08

Millard Public Schools

Check Register

17

Prepared for the Board Meeting of September 15, 2008

Check No	Vend No	Vendor Name	Amount
294218	067666	NATIONAL COUNCIL TEACHERS ENGLISH	85.00
294219	067801	NATIONAL MIDDLE SCHOOL ASSOC	653.00
294220	134162	NATIONAL STAFF DEVELOPMENT COUNCIL	298.00
294221	130548	NCS PEARSON INC	1,185.75
294222	068334	NEBRASKA AIR FILTER INC	1,348.54
294226	068415	NEBRASKA COUNCIL OF SCHOOL	41,286.00
294227	068445	NEBRASKA FURNITURE MART INC	1,213.55
294228	100872	NEBRASKA LIBRARY COMMISSION	4,564.00
294229	068463	NEBRASKA MUSIC EDUCATORS ASSOC	64.00
294230	134231	NEBRASKA SAFETY CENTER	250.00
294231	068684	NEBRASKA SCIENTIFIC	243.40
294232	131476	NEBRASKA TURF PRODUCTS	1,752.00
294233	133989	NEBRASKA WORKFORCE DEVELOPMENT	100.00
294234	068954	NEFF COMPANY	464.51
294236	099737	NEWS BOWL	399.00
294237	067013	NIMCO INC	31.95
294238	069675	NOBBIES INC	155.38
294239	069930	NOVA HEALTH EQUIPMENT COMPANY	134.98
294240	136253	NUMARA SOFTWARE INC	5,659.20
294241	069945	NUTS & BOLTS INC	18.67
294242	133368	KELLY R O'TOOLE	60.60
294243	136896	OCEANSIDE PHOTO & TELESCOPE	135.45
294249	100013	OFFICE DEPOT 84133510	52,269.61
294250	101147	OFFICE MAX #521	200.00
294251	070245	OHARCO DISTRIBUTORS	146.88
294252	071027	VIDEO MEDIA PRODUCTONS LLC	15.00
294253	071025	OMAHA TRUCK CENTER INC	626.06
294254	071039	OMAHA WINDUSTRIAL CO.	54.99
294255	071053	OMAHA WORLD HERALD (EDUC)	2,388.35
294256	071050	OMAHA WORLD HERALD CO	384.76
294257	107815	ON LINE IMAGING SERVICES LLC	4,097.74
294258	133850	ONE SOURCE	2,638.00
294259	071138	ORIENTAL TRADING COMPANY	235.48
294260	107193	OTIS ELEVATOR COMPANY	2,807.89
294261	071515	PAINTIN PLACE CERAMICS INC	1,148.77
294262	071675	NIS INC	99.00
294263	071668	GRUNER & JAHR PUBLISHING	12.66
294264	108098	ANGELO D PASSARELLI	121.09
294265	071760	PATTON EQUIPMENT COMPANY INC	521.00
294266	020175	PAUL H BROOKES PUBLISHING CO	228.00
294267	071850	PAXTON PATTERSON LLC	1,419.30
294268	071891	PAYFLEX SYSTEMS USA INC	4,540.00
294269	131610	PATRICIA D BUFFUM	180.00
294270	135238	PC WORLD	24.95
294271	071353	WARFIELD PCI LIMITED	4,998.00
294273	071947	PAULA A PEAL	58.50

Date: 9/10/08

Millard Public Schools

Check Register

18

Prepared for the Board Meeting of September 15, 2008

Check No	Vend No	Vendor Name	Amount
294274	102699	PEARSON EDUCATION	4,297.00
294275	133487	PEARSON/HARCOURT ASSESSMENT INC	3,630.43
294276	082652	PEARSON EDUCATION	38,370.09
294277	099302	PEGLER-SYSCO FOOD SERVICE CO	276.85
294278	072140	PEOPLES PUBLISHING GROUP, INC.	3,327.67
294279	072216	PERMA BOUND	571.50
294280	136724	PETCO ANIMAL SUPPLIES STORES INC	62.98
294281	136390	STACI M PETTIT	132.97
294282	072760	PITSCO INC	8,822.13
294283	072785	PLANK ROAD PUBLISHING INC	234.45
294284	072850	PLAYTIME EQUIPMENT & SCHOOL SUPPLY	9,375.24
294285	072349	PREMIER AGENDAS INC	7,855.13
294289	073427	PRO-ED INC	548.90
294290	073610	PROGRESS PUBLICATIONS	3,118.88
294291	132713	PROTEX CENTRAL INC	219.00
294292	136558	PRUITT INC	8,419.00
294293	073040	PSI GROUP-OMAHA	20,000.00
294294	073840	PSYCHOLOGICAL ASSESSMENT	2,416.28
294295	133583	QUALITY GLASS & MIRROR	80.20
294296	077750	QUILL CORP	175.84
294297	090673	QWEST	46.02
294299	078250	RALSTON PUBLIC SCHOOLS	230.00
294300	135416	SIDNEY A RAMES	226.72
294301	100389	REALITY WORKS INC	39.00
294302	100642	REALLY GOOD STUFF INC	1,625.73
294303	078673	RECORDING FOR THE BLIND & DYSLEXIC	350.00
294304	134858	JENNIFER L REID	32.96
294305	078958	REMEDIA PUBLICATIONS	508.17
294306	099940	RENAISSANCE LEARNING INC.	398.00
294307	101018	RESOURCES FOR EDUCATORS	406.00
294308	100813	MATT RESOURCES INC	36.00
294309	103133	RICHARD E. SPRY, INC.	437.09
294310	133549	RJ COOPER & ASSOCIATES INC	12,120.00
294311	136252	ROBERT HALF MANAGEMENT RESOURCES	9,812.50
294312	079310	ROCKBROOK CAMERA CENTER	814.05
294313	131723	EDWARD V ROCKWELL	20.90
294314	134882	LINDA A ROHMILLER	11.58
294315	134081	EILEEN A RONCI	93.60
294317	079440	ROSENBAUM ELECTRIC INC	2,206.53
294318	135959	MARLENE J ROWE	72.87
294319	084660	RS STOVER COMPANY	170.00
294320	072286	JEAN M RUCHTI	100.44
294321	130477	KATHRYN I RYAN	22.23
294322	101166	S & S WORLDWIDE INC	33.90
294324	136533	SAFEWAY TRANSPORTATION LLC	13.00
294325	081491	SAGE PUBLICATIONS, INC.	254.60

Date: 9/10/08

Millard Public Schools

Check Register

19

Prepared for the Board Meeting of September 15, 2008

Check No	Vend No	Vendor Name	Amount
294326	103055	SALTILLO CORPORATION	33.50
294327	081630	SAM'S CLUB DIRECT	104.56
294328	073300	SAMMONS PRESTON ROLYAN	409.14
294329	081695	SARGENT WELCH	1,037.48
294330	081725	KIMBERLEY K SAUM-MILLS	25.50
294331	081800	SAX ARTS & CRAFTS INC	275.18
294333	107631	PATRICK E SCHMIDT JR	49.72
294334	082100	SCHOLASTIC INC	490.73
294336	082140	SCHOLASTIC MAGAZINES	6,236.15
294337	082200	SCHOOL HEALTH CORPORATION	406.07
294338	101165	SCHOOL MATE	222.40
294339	082350	SCHOOL SPECIALTY INC	125.53
294340	082336	SCHOOLMART	397.36
294341	134079	MARGARET E SCHWARTZ	9.59
294342	082475	SCIENCE KIT & BOREAL LABS LLC	168.68
294343	130851	SEARCH INSTITUTE	316.45
294344	082905	KIMBERLY A SECORA	18.61
294345	098765	SECURITY BENEFIT LIFE INS CO	221,759.63
294346	098765	SECURITY BENEFIT LIFE INS CO	3,038.88
294347	082910	SECURITY EQUIPMENT INC	3,063.43
294348	083188	SHIFFLER EQUIPMENT SALES, INC.	109.58
294349	083310	SIGMA ALDRICH INC	279.83
294350	083400	SIMPLEXGRINNELL	26.00
294351	083452	SIMPSON SUPPLY	1,203.38
294352	083950	SOCIAL STUDIES SCHOOL SERVICE	1,895.50
294353	101476	SODEXO INC & AFFILIATES	81,882.58
294354	F03032	SOFTCHOICE CORPORATION	46,653.36
294355	130722	LYON FINANCIAL SERVICES	1,820.06
294356	135408	JANICE D SORENSEN	263.63
294357	084081	SOUTH OMAHA TERMINAL WAREHOUSE CO	572.20
294358	102046	SOUTHPAW ENTERPRISES INC	2,899.51
294359	136239	SPC PRODUCTS INC	95.00
294360	099780	SPSS, INC.	776.00
294361	109836	AMY ST AMOUR	63.82
294362	100584	STAHL'S LETTERING INC	932.05
294363	136972	SUSAN L STALNAKER	242.54
294364	084415	STANDARD STATIONERY SUPPLY CO	423.72
294365	133958	STATE OF NEBRASKA	25.00
294366	084491	TRACY L STAUFFER	271.06
294367	131099	STENHOUSE PUBLISHERS	142.50
294368	135744	CLAUDIA P SUCHA	164.88
294369	084781	SUMMIT LEARNING	517.98
294370	084900	SUNBURST TECHNOLOGY CORPORATION	2,799.80
294371	084905	SUNDANCE/NEWBRIDGE ED PUB LLC	250.36
294372	084907	SUNDERLAND BROTHERS COMPANY	140.92
294373	134845	SUNTEX INTERNATIONAL INC	1,287.52

Date: 9/10/08

Millard Public Schools

Check Register

20

Prepared for the Board Meeting of September 15, 2008

Check No	Vend No	Vendor Name	Amount
294374	084930	SUPER DUPER INC	104.00
294375	102869	SUPER SAVER #20	188.45
294376	084954	SUPREME GRAPHICS/SCHOOL SUPPLY	2,550.00
294377	130911	SWANDA BUSINESS FORMS	491.39
294378	088654	TARGET	297.80
294379	103050	DRAPHIX, LLC	313.92
294380	132962	CHILDCRAFT EDUCATION CORPORATION	208.45
294381	088709	AMERICAN EAGLE COMPANY INC	127.38
294382	101257	TEACHERS' CURRICULUM INSTITUTE	486.00
294383	132974	TEACHING STRATEGIES INC	380.35
294384	136973	SANDRA L TENHAKEN	326.90
294385	133969	TENNANT SALES & SERVICE COMPANY	74.00
294387	102822	THERAPRO INC	3,173.99
294389	136381	ANNETTE J THOMAS	16.38
294390	135006	STEVE D THRONE	171.99
294391	083780	TOM SNYDER PRODUCTIONS	106.92
294392	136578	PEGGI S TOMLINSON	59.28
294393	136958	TONY VINCENT INC	175.00
294394	131446	TOSHIBA AMERICA INFO SYS INC	16,310.11
294395	135950	TOTAL RESPIRATORY AND REHAB	328.91
294396	132138	TOYOTA FINANCIAL SERVICES	528.26
294397	089587	TOYS FOR SPECIAL CHILDREN	593.90
294398	089740	JEFFREY MEYERS	147.00
294399	089765	TRI-V TOOL & MFG. CO.	150.00
294400	089760	TRIARCO ARTS & CRAFTS LLC	56.95
294401	102077	TRIDAQ INC	300.00
294402	135505	TY'S OUTDOOR POWER & SERVICE INC	225.66
294404	102846	ULTIMATE OFFICE INC	262.71
294405	090678	UNISOURCE	7,949.74
294406	109861	UNITED EQUIPMENT SERVICES CO INC	586.00
294407	134849	UNITED RENTALS INC	68.40
294409	100096	UNIVERSITY OF NE AT LINCOLN	20.00
294410	090890	UNIVERSITY PRODUCTS, INC.	42.06
294412	090973	UPSTART	103.50
294413	090440	SPORT SUPPLY GROUP INC	130.92
294414	091040	VAL LTD	1,344.75
294415	102983	VALIANT MUSIC SUPPLY INC	557.45
294416	092280	VERNIER SOFTWARE & TECHNOLOGY LLC	106.00
294417	092323	VIRCO MANUFACTURING CORP	877.16
294418	092600	VOSS ELECTRIC CO	4,665.00
294419	099379	WALL STREET JOURNAL	99.00
294420	093650	WARD'S NATURAL SCIENCE EST LLC	5,074.37
294421	093976	WEEKLY READER CORPORATION	2,708.24
294422	094174	WEST MUSIC COMPANY	71.20
294424	094680	WHALEY GRADEBOOK CO INC	385.00
294425	134658	CRAIG WHALEY	53.23

Date: 9/10/08

Millard Public Schools

Check Register

21

Prepared for the Board Meeting of September 15, 2008

Check No	Vend No	Vendor Name	Amount
294426	094859	WIESER EDUCATIONAL INC	752.38
294427	135587	JOHN A WILSON	48.11
294428	095155	MARY C WILSON	284.72
294429	109073	CRAIG J WOLF	53.23
294430	095349	WOODWIND & BRASSWIND OF SO BEND LLC	79.99
294431	095355	WOODWORKERS SUPPLY, INC.	29.49
294432	095371	WORLD ALMANAC EDUCATION	236.94
294433	095491	GLEN E WRAGGE	40.13
294434	100578	WT COX SUBSCRIPTIONS INC	15.63
294435	107538	YELLOW TRANSPORTATION INC	613.99
294436	099212	ZANER BLOSER INC	303.00
294440	130908	DOUGLAS COUNTY SCHOOL DIST.28-0001	315,734.24
294441	011651	AMERICAN EXPRESS	2,885.37
294442	134757	AFO LLC	20,964.00
294443	106110	BRAD BURWELL	64.22
294444	134237	SCOTT G BUTLER	751.05
294445	134198	MELISSA K BYINGTON	751.05
294448	135735	GEORGE W JELKIN	751.05
294449	060153	KEITH W LUTZ	47.84
294453	107732	BRIAN L NELSON	312.50
294454	071891	PAYFLEX SYSTEMS USA INC	5,984.00
294455	134296	PETTY CASH/ALDRICH	100.00
294456	135773	PETTY CASH/CATHER	100.00
294457	108123	PETTY CASH/CODY ELEMENTARY	100.00
294458	135087	PETTY CASH/REEDER ELEM	100.00
294459	134050	PETTY CASH/ROHWER ELEMENTARY	100.00
294460	098765	SECURITY BENEFIT LIFE INS CO	65,179.31
294463	107354	STEPHEN W. VENTEICHER	475.00
294464	106773	FIRST NATIONAL BANK VISA	6,176.87
294465	019111	BISHOP BUSINESS EQUIPMENT	1,678.42
Total for GENERAL FUND			1,651,894.61
21323	102870	MIDLAND COMPUTER INC	1,145.00
21324	100013	OFFICE DEPOT 84133510	272.79
21325	136279	MILLARD PUBLIC SCHOOL CLEARING ACCT	1,001.25
Total for FOOD SERVICE			2,419.04
293900	010298	ACCU CUT SERVICES LLC	4,841.65
293918	135051	APPLES & MORE A TEACHERS STORE	511.98
293932	135245	BAHR VERMEER HAECKER ARCHITECTS	7,484.08
293939	133480	BERINGER CIACCIO DENNELL MABREY	11,361.21
293957	133503	BUILDING COMMISSIONING LLC	2,500.00
293960	099431	BUSINESS MEDIA INC	5,204.00
293968	024067	CARSON DELLOSA PUBLISHING	61.88
293971	133589	CDW GOVERNMENT, INC.	10,242.10
293979	024652	CHILDCRAFT EDUCATION CORP	1,425.77
293980	099222	CLASSROOM DIRECT	625.49

Date: 9/10/08

Millard Public Schools

Check Register

22

Prepared for the Board Meeting of September 15, 2008

Check No	Vend No	Vendor Name	Amount
294000	134721	CYC CONSTRUCTION INC	1,732.50
294025	135933	DKAH SERVICES CORP	575.00
294026	107232	DLR GROUP INC	300.00
294028	136245	DONOVAN PROPERTIES LLC	1,523.88
294043	136211	ELKHORN WEST CONSTRUCTION INC	19,448.55
294058	130045	FARRIS ENGINEERING	2,265.00
294073	136106	FOLLETT SOFTWARE COMPANY	2,398.73
294085	044891	GOPHER/PLAY WITH A PURPOSE	2,497.19
294110	048710	HIGHSMITH COMPANY INC	350.04
294119	133397	HY-VEE INC	49.02
294157	099217	LAKESHORE LEARNING MATERIALS	1,376.24
294158	058775	LAMP RYNEARSON ASSOCIATES INC	801.38
294161	100732	LAWNSMITH & CO INC	475.00
294165	059360	LIBRARY STORE INC	118.11
294173	131397	LOWE'S HOME CENTERS INC	334.71
294193	064413	MENARDS INC	79.99
294208	065810	MIRACLE RECREATION	2,775.00
294210	134532	MORRISSEY ENGINEERING INC	9,500.00
294235	136931	NEUVIRTH CONSTRUCTION INC	8,550.00
294249	100013	OFFICE DEPOT 84133510	663.20
294286	101892	PRIDE HOME SERVICES INC.	3,000.00
294302	100642	REALLY GOOD STUFF INC	564.32
294316	134824	ROOFING SOLUTIONS INC	13,000.00
294332	081880	SCHEMMER ASSOCATES INC	31,991.20
294334	082100	SCHOLASTIC INC	47.23
294347	082910	SECURITY EQUIPMENT INC	1,130.00
294370	084900	SUNBURST TECHNOLOGY CORPORATION	755.95
294378	088654	TARGET	1,374.30
294403	135716	TYCON ELECTRIC INC	625.00
294408	133322	UNIVERSAL RESTORATION INC	18,887.22
294423	105619	WESTERN TRAILER LEASING INC	300.00
294446	134721	CYC CONSTRUCTION INC	20,964.03
294450	136104	MECHANICAL SYSTEMS INC	64,974.60
Total for SPECIAL BUILDING			257,685.55
293907	107651	AMAZON.COM INC	359.00
293913	069689	AMSAN LLC	1,286.30
293917	012989	APPLE COMPUTER, INC.	50,935.55
293957	133503	BUILDING COMMISSIONING LLC	2,000.00
294002	130731	D & D COMMUNICATIONS	2,558.00
294026	107232	DLR GROUP INC	20,112.80
294031	133806	E & A CONSULTING GROUP INC	5,300.00
294032	131740	EAGLE SOFTWARE INC,	870.00
294090	099888	GRAYBAR ELECTRIC COMPANY INC	40.46
294109	132423	HEWLETT PACKARD CO	1,986.75
294122	108348	INDEPENDENT SYSTEMS INC	384.00
294164	136647	LEUCK'S INC	275.00

Date: 9/10/08

Millard Public Schools

Check Register

23

Prepared for the Board Meeting of September 15, 2008

Check No	Vend No	Vendor Name	Amount
294202	102870	MIDLAND COMPUTER INC	3,290.36
294227	068445	NEBRASKA FURNITURE MART INC	457.23
294272	063554	PCMALL GOV	17.95
294316	134824	ROOFING SOLUTIONS INC	4,944.20
294347	082910	SECURITY EQUIPMENT INC	2,061.00
294378	088654	TARGET	170.54
294386	132452	TERRACON INC	413.50
294388	108099	THIELE GEOTECH INC	1,683.00
294411	090900	UNIVERSITY PUB, INC.	8,542.50
294417	092323	VIRCO MANUFACTURING CORP	9,295.64
294447	136979	ALPHARETTA HOTEL VENTURE	898.35
Total for CONSTRUCTION			117,882.13
293907	107651	AMAZON.COM INC	41.77
293922	136309	GOTCHA COVERED ENTERPRISES	169.00
293947	101364	BOOKWORM	374.68
293958	135789	LINDA S BURKE	123.44
293971	133589	CDW GOVERNMENT, INC.	82.00
294037	037525	EDUCATIONAL SERVICE UNIT #3	6,471.00
294042	132395	ELEMENT K CORPORATION	3,845.00
294055	099320	EYE ON EDUCATION	56.90
294078	131456	GAGGLE.NET	11,548.80
294083	135422	GODFATHERS PIZZA INC	45.25
294132	100705	JAMES STANFIELD CO INC	547.80
294154	136957	STEPHANIE L KOPECKY	4.96
294170	136007	SARA Y LORENTZEN	20.58
294174	057770	LRP PUBLICATIONS INC	473.45
294197	064618	METROPOLITAN COMMUNITY COLLEGE	441.00
294249	100013	OFFICE DEPOT 84133510	266.26
294285	072349	PREMIER AGENDAS INC	3,437.40
294287	073355	PRIDE OMAHA INC	1,225.00
294298	078170	RAINBOW PRESS INC	5,781.98
294383	132974	TEACHING STRATEGIES INC	45.94
294452	068340	NEBRASKA ASSOCIATION FOR GIFTED	75.00
294461	068840	UNIVERSITY OF NEBRASKA AT OMAHA	3,231.48
294462	068839	UNIVERSITY OF NEBRASKA KEARNEY	947.13
294464	106773	FIRST NATIONAL BANK VISA	255.36
Total for GRANT FUND			39,511.18
293904	102832	ADVANCED OFFICE INTERIORS CORP	4,920.00
293962	023831	CALLOWAY HOUSE INC	296.95
293986	130646	COMMONWEALTH ELECTRIC	5,388.00
294227	068445	NEBRASKA FURNITURE MART INC	1,625.00
294288	133745	PRIMEX WIRELESS INC	610.69
294417	092323	VIRCO MANUFACTURING CORP	5,291.89
Total for DEPRECIATION			18,132.53
293896	103018	A & E HOME VIDEO	49.92

Date: 9/10/08

Millard Public Schools

Check Register

24

Prepared for the Board Meeting of September 15, 2008

Check No	Vend No	Vendor Name	Amount
293904	102832	ADVANCED OFFICE INTERIORS CORP	4,920.00
293971	133589	CDW GOVERNMENT, INC.	86.70
293995	134039	CROUCH RECREATIONAL DESIGN INC	1,300.00
294029	130648	DOSTALS CONSTRUCTION CO INC	1,000.00
294114	049650	HOUGHTON MIFFLIN COMPANY	194.22
294131	102287	JAMECO ELECTRONICS	131.73
294227	068445	NEBRASKA FURNITURE MART INC	179.00
294249	100013	OFFICE DEPOT 84133510	117.09
294274	102699	PEARSON EDUCATION	425.50
294276	082652	PEARSON EDUCATION	510.63
294317	079440	ROSENBAUM ELECTRIC INC	195.00
294323	079685	S & W FENCE COMPANY	4,573.00
294362	100584	STAHL'S LETTERING INC	494.17
294451	065410	MILLARD SCHOOLS ADMIN ACTIVITY FUND	684.85
Total for ACTIVITY FUND			14,861.81
Report Total			2,102,386.85

ALL Data


Current Cash Balance Report


25
Arranged by:

Date: 07/01/2008 thru 07/31/2008

Group ID and Activity Number

Activity Number and Name	Beginning Cash	Receipts	Disbursements	Adjustments	Cash Balance
A General Funds					
100 General	79,285.41	0.00	0.00	0.00	79,285.41
150 Petty Cash	0.00	0.00	0.00	0.00	0.00
170 DSAC Vending	-593.41	503.25	0.00	7,926.50	7,836.34
180 Interest Earned - Checking	17,786.99	327.07	0.00	0.00	18,114.06
190 Interest on Savings	39,336.68	0.00	0.00	0.00	39,336.68
A General Funds Totals:	135,815.67	830.32	0.00	7,926.50	144,572.49
B Administrative Custody Accts					
200 Staff Development	0.00	0.00	0.00	0.00	0.00
209 MPS Activities Calendar	15,650.00	0.00	11,061.42	0.00	4,588.58
210 Activity Express	73,234.75	550.00	7,665.00	0.00	66,119.75
211 Logo Sales	-1,584.95	0.00	0.00	0.00	-1,584.95
213 Student Showcase	60.00	0.00	0.00	0.00	60.00
215 HAL Field Trips/Preschool	-2,424.45	0.00	0.00	0.00	-2,424.45
220 WF Student Donation	4,175.06	0.00	0.00	0.00	4,175.06
230 Hospitality	145.43	0.00	60.09	0.00	85.34
235 Educational Services Hospitality	149.24	0.00	44.31	0.00	104.93
240 No Longer Used	0.00	0.00	0.00	0.00	0.00
245 Paybac	0.00	0.00	0.00	0.00	0.00
B Administrative Custody Accts Totals:	89,405.08	550.00	18,830.82	0.00	71,124.26
C School Custody Accts					
300 Instrument Rental	73,712.21	0.00	0.00	0.00	73,712.21
310 South Swim Lessons	28,125.00	1,400.00	0.00	0.00	29,525.00
320 North Swim Lessons	9,560.00	0.00	0.00	0.00	9,560.00
325 West Swim Lessons	40,950.00	0.00	440.00	0.00	40,510.00
330 North Open Swim	0.00	0.00	0.00	0.00	0.00
335 West Open Swim	1,057.00	667.00	0.00	0.00	1,724.00
340 South Open Swim	598.30	1,218.50	0.00	0.00	1,816.80
350 Maintenance Vending	2,510.74	0.00	0.00	0.00	2,510.74
355 Tech Vending	1,293.01	0.00	0.00	0.00	1,293.01
360 Facility Use Rental Fee	55,227.87	2,025.01	0.00	0.00	57,252.88
365 Facility Use Building Access	172,377.72	3,314.25	0.00	0.00	175,691.97
366 Facility Use Staffing	39,319.45	2,865.50	0.00	0.00	42,184.95
370 No Longer Used	0.00	0.00	0.00	0.00	0.00
400 Check Collection	257.80	229.62	229.62	0.00	257.80
500 District Wide Coca-Cola	7,926.50	0.00	0.00	-7,926.50	0.00
C School Custody Accts Totals:	432,915.60	11,719.88	669.62	-7,926.50	436,039.36
D Investments					
900 Savings	-152,544.19	0.00	0.00	0.00	-152,544.19
D Investments Totals:	-152,544.19	0.00	0.00	0.00	-152,544.19
Q Extra-Curriculars					
1020 HAL Field Trips	2,393.80	0.00	0.00	0.00	2,393.80
1030 Parent Pay PreSchool	0.00	0.00	0.00	0.00	0.00
Q Extra-Curriculars Totals:	2,393.80	0.00	0.00	0.00	2,393.80
Report Totals:	507,985.96	13,100.20	19,500.44	0.00	501,585.72


Linda K. Mohlman, DSAC
Executive Secretary


Chris Hughes, DSAC
Accounting Manager

Current Cash Balance Report

ALL Data

Date: 07/01/2008 thru 07/31/2008

Arranged by:
Group ID and Activity Number

Activity Number and Name	Beginning Cash	Receipts	Disbursements	Adjustments	Cash Balance
A ACTIVITY GENERAL FUND					
100 VENDING	1,554.61	0.00	0.00	0.00	1,554.61
110 GENERAL FUND	26,137.33	0.00	0.00	0.00	26,137.33
111 INTEREST EARNED CHECKING	1,721.84	23.19	0.00	0.00	1,745.03
A ACTIVITY GENERAL FUND Totals:	29,413.78	23.19	0.00	0.00	29,436.97
D CLUBS AND ORGANIZATIONS					
501 STUDENT COUNCIL	1,773.77	0.00	0.00	0.00	1,773.77
502 ENVIRONMENTAL CLUB	0.00	0.00	0.00	0.00	0.00
503 MUSIC CLUB	0.00	0.00	0.00	0.00	0.00
504 LEADERSHIP PROGRAM	0.00	0.00	0.00	0.00	0.00
D CLUBS AND ORGANIZATIONS Totals:	1,773.77	0.00	0.00	0.00	1,773.77
E ADMINISTRATIVE CUSTODIAL ACCT					
601 CROSSING GUARD	0.00	0.00	0.00	0.00	0.00
602 HOSPITALITY	0.00	0.00	0.00	0.00	0.00
610 MEDIA	3,562.85	0.00	0.00	0.00	3,562.85
615 FIELD TRIPS	-2,813.09	0.00	0.00	0.00	-2,813.09
619 World Language	102.48	0.00	0.00	0.00	102.48
620 TEACHER PTO	0.00	0.00	0.00	0.00	0.00
625 TEACHER FUND	0.00	0.00	0.00	0.00	0.00
630 R.E.A.D.	0.00	0.00	0.00	0.00	0.00
E ADMINISTRATIVE CUSTODIAL ACCT Totals:	852.24	0.00	0.00	0.00	852.24
F DISTRICT CUSTODIAL ACCT.					
700 REIMBURSEMENT	0.00	0.00	0.00	0.00	0.00
720 CONVENTION	0.00	0.00	0.00	0.00	0.00
F DISTRICT CUSTODIAL ACCT. Totals:	0.00	0.00	0.00	0.00	0.00
Q Extra Curricular Activities					
1000 Kindergarten field trips	1,021.89	0.00	0.00	0.00	1,021.89
1010 1st Grade Field Trips	0.00	0.00	0.00	0.00	0.00
1020 2nd Grade Field Trips	272.75	0.00	0.00	0.00	272.75
1030 3rd Grade Field Trips	665.50	0.00	0.00	0.00	665.50
1040 4th Grade Field Trips	768.03	0.00	0.00	0.00	768.03
1050 5th Grade Field Trips	1,743.04	0.00	0.00	0.00	1,743.04
1060 Spanish Class	0.00	0.00	0.00	0.00	0.00
Q Extra Curricular Activities Totals:	4,471.21	0.00	0.00	0.00	4,471.21
R Other Activities					
2000 Leadership Academy	0.00	0.00	0.00	0.00	0.00
2010 Saturday Recreation	0.00	0.00	0.00	0.00	0.00
R Other Activities Totals:	0.00	0.00	0.00	0.00	0.00
Report Totals:	36,511.00	23.19	0.00	0.00	36,534.19

Catherine Hill
Secretary

Eric Chausse

ALL Data

Current Cash Balance Report

27
Arranged by:

Date: 07/01/2008 thru 07/31/2008

Group ID and Activity Number

Activity Number and Name	Beginning Cash	Receipts	Disbursements	Adjustments	Cash Balance
110	0.00	0.00	0.00	0.00	0.00
Totals:	0.00	0.00	0.00	0.00	0.00
A ACTIVITY GENERAL FUND					
100 Vending	289.04	0.00	0.00	0.00	289.04
110 GENERAL FUND	3,755.78	0.00	0.00	0.00	3,755.78
115 Interest Earned Checking	535.76	12.68	0.00	0.00	548.44
A ACTIVITY GENERAL FUND Totals:	4,580.58	12.68	0.00	0.00	4,593.26
D CLUBS AND ORGANIZATIONS					
501 Student Council	521.06	0.00	0.00	0.00	521.06
515 Art Club	111.78	0.00	0.00	0.00	111.78
520 yearbook	0.00	0.00	0.00	0.00	0.00
525 Landscaping	1,227.14	0.00	0.00	0.00	1,227.14
530 Watch D.O.G.S.	0.00	0.00	0.00	0.00	0.00
535 Choir	40.25	0.00	0.00	0.00	40.25
540 Field Day	402.21	0.00	0.00	0.00	402.21
D CLUBS AND ORGANIZATIONS Totals:	2,302.44	0.00	0.00	0.00	2,302.44
E ADMINISTRATIVE CUSTODIAL ACCT					
601 Social	72.95	0.00	0.00	0.00	72.95
602 Hospitality	21.31	0.00	0.00	0.00	21.31
605 D.A.R.E.	0.00	0.00	0.00	0.00	0.00
610 Library	5,828.88	0.00	0.00	0.00	5,828.88
615 Field Trip	-9,974.63	0.00	0.00	0.00	-9,974.63
620 Art K-5	4,422.68	0.00	0.00	0.00	4,422.68
625 Birthday Book Club	263.78	0.00	0.00	0.00	263.78
630 Fundraiser	695.09	0.00	0.00	0.00	695.09
635 Teacher Grant Money	385.68	0.00	0.00	0.00	385.68
E ADMINISTRATIVE CUSTODIAL ACCT Totals:	1,715.74	0.00	0.00	0.00	1,715.74
F DISTRICT CUSTODIAL					
700 REIMBURSEMENT	0.00	0.00	0.00	0.00	0.00
720 CONVENTION	0.00	0.00	0.00	0.00	0.00
F DISTRICT CUSTODIAL Totals:	0.00	0.00	0.00	0.00	0.00
Q FEE FUND					
1000 Field Trips	0.00	0.00	0.00	0.00	0.00
1001 Kdg. Field Trips	3,224.22	0.00	0.00	0.00	3,224.22
1010 First Grade Field Trip	840.15	0.00	0.00	0.00	840.15
1020 Second Grade Field Trip	1,094.95	0.00	0.00	0.00	1,094.95
1030 Third Grade Field Trip	2,987.30	0.00	0.00	0.00	2,987.30
1040 Fourth Grade Field Trip	1,476.86	0.00	0.00	0.00	1,476.86
1050 Fifth Grade Field Trip	134.25	0.00	0.00	0.00	134.25
1070 Sped Field Trip	0.00	0.00	0.00	0.00	0.00
Q FEE FUND Totals:	9,757.73	0.00	0.00	0.00	9,757.73
Report Totals:	18,356.49	12.68	0.00	0.00	18,369.17

Michael Madson
Melissa Gilbert

8/18/08
8-18-08

ALL Data

Current Cash Balance Report

Date: 07/01/2008 thru 07/31/2008

Arranged by:
Group ID and Activity Number

Activity Number and Name	Beginning Cash	Receipts	Disbursements	Adjustments	Cash Balance
A ACTIVITY GENERAL FUND					
100 VENDING	393.05	0.00	0.00	0.00	393.05
110 GENERAL FUND	23,188.39	0.00	0.00	0.00	23,188.39
120 INTEREST EARNED CHECKING	0.00	0.00	0.00	0.00	0.00
A ACTIVITY GENERAL FUND Totals:	23,581.44	0.00	0.00	0.00	23,581.44
D CLUBS AND ORGANIZATIONS					
501 STUDENT COUNCIL	8.19	0.00	0.00	0.00	8.19
D CLUBS AND ORGANIZATIONS Totals:	8.19	0.00	0.00	0.00	8.19
E ADMINISTRATIVE CUSTODIAL ACCT					
601 SOCIAL COMMITTEE	63.87	0.00	0.00	0.00	63.87
602 HOSPITALITY	0.00	0.00	0.00	0.00	0.00
610 LIBRARY	652.40	0.00	0.00	0.00	652.40
615 FIELD TRIPS	288.45	0.00	0.00	0.00	288.45
620 BOOKFAIRS	0.00	0.00	0.00	0.00	0.00
630 BIRTHDAY BOOK CLUB	177.33	0.00	0.00	0.00	177.33
640 PLAYGROUND EQUIPMENT	0.00	0.00	0.00	0.00	0.00
E ADMINISTRATIVE CUSTODIAL ACCT Totals:	1,182.05	0.00	0.00	0.00	1,182.05
F DISTRICT CUSTODIAL					
700 REIMBURSEMENT	0.00	0.00	0.00	0.00	0.00
720 CONVENTION	0.00	0.00	0.00	0.00	0.00
F DISTRICT CUSTODIAL Totals:	0.00	0.00	0.00	0.00	0.00
Q Fee Fund					
1000 Kindergarten field trip	0.00	0.00	0.00	0.00	0.00
1010 1st grade field trips	0.00	0.00	0.00	0.00	0.00
1020 2nd grade field trips	0.00	0.00	0.00	0.00	0.00
1030 3rd grade field trips	0.00	0.00	0.00	0.00	0.00
1040 4th grade field trips	0.00	0.00	0.00	0.00	0.00
1050 5th grade field trips	0.00	0.00	0.00	0.00	0.00
Q Fee Fund Totals:	0.00	0.00	0.00	0.00	0.00
Report Totals:	24,771.68	0.00	0.00	0.00	24,771.68

ALDRICH ELEMENTARY
JULY RECONCILIATION
08/21/08

Lori Lirette
LORI LIRETTE
SECRETARY

Susie Melliger
SUSIE MELLIGER
PRINCIPAL

Current Cash Balance Report

ALL Data

Arranged by:

Date: 07/01/2008 thru 07/31/2008

Group ID and Activity Number

Activity Number and Name	Beginning Cash	Receipts	Disbursements	Adjustments	Cash Balance
A ACTIVITY GENERAL FUND					
100 GENERAL	8,113.94	0.00	0.00	0.00	8,113.94
110 VENDING	110.49	0.00	0.00	0.00	110.49
125 Interest Earned	130.25	22.57	0.00	0.00	152.82
A ACTIVITY GENERAL FUND Totals:	8,354.68	22.57	0.00	0.00	8,377.25
B Mini-Classes					
800 Beginning Spanish (K-2)	0.00	0.00	0.00	0.00	0.00
801 Beginning Spanish (3-5)	0.00	0.00	0.00	0.00	0.00
802 Sign Language :ASL (K-2)	130.00	0.00	0.00	0.00	130.00
803 Sign Language:ASL (3-5)	130.00	0.00	0.00	0.00	130.00
804 Intro to Photography (3-5)	0.00	0.00	0.00	0.00	0.00
805 Hip-Hop Dance (K-2)	0.00	0.00	0.00	0.00	0.00
806 Hip- Hop Dance (3-5)	0.00	0.00	0.00	0.00	0.00
807 Beginning Karate (K-2)	0.00	0.00	0.00	0.00	0.00
1100 2-5 Crafts	0.00	0.00	0.00	0.00	0.00
1200 Scrapbooking	0.00	0.00	0.00	0.00	0.00
1300 Crafts K-2	0.00	0.00	0.00	0.00	0.00
1350 Crafts 3-5	0.00	0.00	0.00	0.00	0.00
1400 Knitting	0.00	0.00	0.00	0.00	0.00
1500 Hip-Hop Dance	0.00	0.00	0.00	0.00	0.00
1600 Stamping	0.00	0.00	0.00	0.00	0.00
1700 K-5 Board Games	0.00	0.00	0.00	0.00	0.00
1800 2-3 Spanish	0.00	0.00	0.00	0.00	0.00
1900 4-5 Spanish	0.00	0.00	0.00	0.00	0.00
B Mini-Classes Totals:	260.00	0.00	0.00	0.00	260.00
C SCHOOL CUSTODIAL ACCT.					
101 Reading connections	50.65	0.00	0.00	0.00	50.65
200 OUTDOOR CLASSROOM	0.00	0.00	0.00	0.00	0.00
300 ART SUPPLIES	4,400.00	0.00	0.00	0.00	4,400.00
400 Technology	338.10	0.00	0.00	0.00	338.10
401 "Read a thon" for Winnebago	399.49	0.00	0.00	0.00	399.49
C SCHOOL CUSTODIAL ACCT. Totals:	5,188.24	0.00	0.00	0.00	5,188.24
D CLUBS AND ORGANIZATIONS					
113 Fun and Field Day	394.29	0.00	0.00	0.00	394.29
501 STUDENT COUNCIL	1,134.07	0.00	0.00	0.00	1,134.07
605 Destination Imagination	1,395.21	0.00	0.00	0.00	1,395.21
607 Choir /T shirts	8.70	0.00	0.00	0.00	8.70
D CLUBS AND ORGANIZATIONS Totals:	2,932.27	0.00	0.00	0.00	2,932.27
E ADMINISTRATIVE CUSTODIAL					
300 ART-do not use	0.00	0.00	0.00	0.00	0.00
602 HOSPITALITY	36.00	0.00	0.00	0.00	36.00
606 MAGAZINES	0.00	0.00	0.00	0.00	0.00
610 MEDIA	3,022.94	0.00	0.00	0.00	3,022.94
611 Birthday Book club	1,824.74	0.00	0.00	0.00	1,824.74
615 FIELD TRIPS	-5,867.07	0.00	0.00	0.00	-5,867.07
725 Fundraising	1,432.77	0.00	0.00	0.00	1,432.77
E ADMINISTRATIVE CUSTODIAL Totals:	449.38	0.00	0.00	0.00	449.38
Q Fee Fund Account					
1001 Kdg. Field Trip	1,202.75	0.00	0.00	0.00	1,202.75
1101 First Grade Field Trip	993.00	0.00	0.00	0.00	993.00
1201 Second Grade Field Trp	614.75	0.00	0.00	0.00	614.75
1202 Choir Shirts	-116.77	0.00	0.00	0.00	-116.77

ALL Data

Current Cash Balance Report

30

Arranged by:

Date: 07/01/2008 thru 07/31/2008

Group ID and Activity Number

Activity Number and Name	Beginning Cash	Receipts	Disbursements	Adjustments	Cash Balance
1301 Third Grade Field Trip	1,639.75	0.00	0.00	0.00	1,639.75
1401 Fourth Grade Field Trip	1,330.00	0.00	0.00	0.00	1,330.00
1501 Fifth Grade Field Trip	281.35	0.00	0.00	0.00	281.35
Q Fee Fund Account Totals:	5,944.83	0.00	0.00	0.00	5,944.83
U Do Not Use					
211 do not use	0.00	0.00	0.00	0.00	0.00
700 Do Not Use	0.00	0.00	0.00	0.00	0.00
720 Do Not Use	0.00	0.00	0.00	0.00	0.00
U Do Not Use Totals:	0.00	0.00	0.00	0.00	0.00
Report Totals:	23,129.40	22.57	0.00	0.00	23,151.97

Karen Bedman 8-18-08

Joel Bute 8-18-08

ALL Data


Current Cash Balance Report


31
Arranged by:

Date: 07/01/2008 thru 07/31/2008

Group ID and Activity Number

Activity Number and Name	Beginning Cash	Receipts	Disbursements	Adjustments	Cash Balance
A ACTIVITY GENERAL FUND					
100 VENDING/ADULT	403.36	0.00	0.00	0.00	403.36
105 VENDING/STUDENT	353.79	0.00	0.00	0.00	353.79
110 GENERAL FUND	1,029.45	0.00	0.00	0.00	1,029.45
115 BUILDING FUNDRAISER	287.00	0.00	0.00	0.00	287.00
200 CHECKING INTEREST	625.25	3.80	0.00	0.00	629.05
A ACTIVITY GENERAL FUND Totals:	<u>2,698.85</u>	<u>3.80</u>	<u>0.00</u>	<u>0.00</u>	<u>2,702.65</u>
D CLUBS AND ORGANIZATIONS					
501 STUDENT COUNCIL	412.66	0.00	0.00	0.00	412.66
550 ART CLUB	-381.83	0.00	0.00	0.00	-381.83
560 DRAMA CLUB	-234.92	0.00	0.00	0.00	-234.92
D CLUBS AND ORGANIZATIONS Totals:	<u>-204.09</u>	<u>0.00</u>	<u>0.00</u>	<u>0.00</u>	<u>-204.09</u>
E ADMINISTRATIVE CUSTODIAL ACCT					
601 SITE BASE	0.00	0.00	0.00	0.00	0.00
602 HOSPITALITY	0.00	0.00	0.00	0.00	0.00
605 EARLY CHILDHOOD	0.00	0.00	0.00	0.00	0.00
606 MAGAZINES	0.00	0.00	0.00	0.00	0.00
610 MEDIA CENTER	2,644.19	0.00	0.00	0.00	2,644.19
615 FIELD TRIPS	-3,650.74	0.00	0.00	0.00	-3,650.74
E ADMINISTRATIVE CUSTODIAL ACCT Totals:	<u>-1,006.55</u>	<u>0.00</u>	<u>0.00</u>	<u>0.00</u>	<u>-1,006.55</u>
F DISTRICT CUSTODIAL					
700 NOT IN USE	0.00	0.00	0.00	0.00	0.00
720 NOT IN USE	0.00	0.00	0.00	0.00	0.00
F DISTRICT CUSTODIAL Totals:	<u>0.00</u>	<u>0.00</u>	<u>0.00</u>	<u>0.00</u>	<u>0.00</u>
Q EXTRA CURRICULAR ACTIVITIES					
1000 KINDERGARTEN FIELD TRIPS	974.10	0.00	0.00	0.00	974.10
1010 FIRST GRADE FIELD TRIPS	247.50	0.00	0.00	0.00	247.50
1020 SECOND GRADE FIELD TRIPS	889.18	0.00	0.00	0.00	889.18
1030 THIRD GRADE FIELD TRIPS	112.00	0.00	0.00	0.00	112.00
1040 FOURTH GRADE FIELD TRIPS	691.35	0.00	0.00	0.00	691.35
1050 FIFTH GRADE FIELD TRIPS	534.20	0.00	0.00	0.00	534.20
Q EXTRA CURRICULAR ACTIVITIES Totals:	<u>3,448.33</u>	<u>0.00</u>	<u>0.00</u>	<u>0.00</u>	<u>3,448.33</u>
R CLUBS					
2000 ART CLUB	390.00	0.00	0.00	0.00	390.00
2005 DRAMA CLUB	110.00	0.00	0.00	0.00	110.00
R CLUBS Totals:	<u>500.00</u>	<u>0.00</u>	<u>0.00</u>	<u>0.00</u>	<u>500.00</u>
Report Totals:	<u>5,436.54</u>	<u>3.80</u>	<u>0.00</u>	<u>0.00</u>	<u>5,440.34</u>


 Linda K. Mohlman, DSAC
 Executive Secretary


 Brad Sullivan, Bryan
 Principal

ALL Data

Current Cash Balance Report

32 Arranged by:

Date: 07/01/2008 thru 07/31/2008

Group ID and Activity Number

Activity Number and Name	Beginning Cash	Receipts	Disbursements	Adjustments	Cash Balance
A ACTIVITY GENERAL FUND					
100 VENDING	1,698.76	0.00	0.00	0.00	1,698.76
110 GENERAL	5,469.57	0.00	0.00	0.00	5,469.57
120 Paybac/Local Merchants	2,289.74	0.00	0.00	0.00	2,289.74
130 HOSPITALITY	56.88	0.00	0.00	0.00	56.88
140 INTEREST EARNED CHECKING	1,449.80	13.26	0.00	0.00	1,463.06
150 ART	0.00	0.00	0.00	0.00	0.00
A ACTIVITY GENERAL FUND Totals:	10,964.75	13.26	0.00	0.00	10,978.01
D CLUBS AND ORGANIZATIONS					
501 STUDENT COUNCIL	3,302.51	0.00	0.00	0.00	3,302.51
502 DRUG FREE CLUB	77.23	0.00	0.00	0.00	77.23
D CLUBS AND ORGANIZATIONS Totals:	3,379.74	0.00	0.00	0.00	3,379.74
E ADMINISTRATIVE CUSTODIAL ACCT					
601 FIELD TRIPS	-4,802.91	298.89	0.00	0.00	-4,504.02
605 TECHNOLOGY	0.00	0.00	0.00	0.00	0.00
610 LIBRARY	6,437.02	0.00	0.00	0.00	6,437.02
615 Do Not Use	0.00	0.00	0.00	0.00	0.00
625 BOWLING	14.95	0.00	0.00	0.00	14.95
E ADMINISTRATIVE CUSTODIAL ACCT Totals:	1,649.06	298.89	0.00	0.00	1,947.95
F DISTRICT CUSTODIAL					
720 CONVENTION	0.00	0.00	0.00	0.00	0.00
F DISTRICT CUSTODIAL Totals:	0.00	0.00	0.00	0.00	0.00
Q EXTRA -CURRICULAR ACTIVITIES					
1000 KINDERGARTEN FIELD TRIPS	899.00	0.00	0.00	0.00	899.00
1010 1ST GRADE FIELD TRIPS	1,799.60	0.00	0.00	0.00	1,799.60
1020 2ND GRADE FIELD TRIPS	415.00	0.00	0.00	0.00	415.00
1030 3RD GRADE FIELD TRIPS	706.00	0.00	0.00	0.00	706.00
1040 4TH GRADE FIELD TRIPS	426.00	0.00	0.00	0.00	426.00
1050 5TH GRADE FIELD TRIPS	240.00	0.00	0.00	0.00	240.00
Q EXTRA -CURRICULAR ACTIVITIES Totals:	4,485.60	0.00	0.00	0.00	4,485.60
R CLUBS					
2000 CLUBS (MISC)	0.00	0.00	0.00	0.00	0.00
2010 STUDENT COUNCIL	0.00	0.00	0.00	0.00	0.00
R CLUBS Totals:	0.00	0.00	0.00	0.00	0.00
Z INACTIVE					
1010 DO NOT USE	0.00	0.00	0.00	0.00	0.00
1010 DO NOT USE	0.00	0.00	0.00	0.00	0.00
Z INACTIVE Totals:	0.00	0.00	0.00	0.00	0.00
Report Totals:	20,479.15	312.15	0.00	0.00	20,791.30

Paula Perl

8-26-08

C. Peterson

8/26/08


ALL Data

Current Cash Balance Report

Date: 07/01/2008 thru 07/31/2008

33
Arranged by:
Group ID and Activity Number

Activity Number and Name	Beginning Cash	Receipts	Disbursements	Adjustments	Cash Balance
A ACTIVITY GENERAL FUND					
100 VENDING	241.97	0.00	0.00	0.00	241.97
110 GENERAL	2,875.65	0.00	0.00	0.00	2,875.65
120 TECHNOLOGY FUND	606.57	0.00	0.00	0.00	606.57
130 COFFEE	19.44	0.00	0.00	0.00	19.44
135 LOUNGE WATER	15.92	0.00	0.00	0.00	15.92
140 SPORTS FOUNDATION	0.00	0.00	0.00	0.00	0.00
150 GARAGE SALE	0.00	0.00	0.00	0.00	0.00
160 WEEKLY READER	0.00	0.00	0.00	0.00	0.00
170 INTEREST EARNED CHECKING	344.96	6.95	0.00	0.00	351.91
180 PTA DISCRETIONARY	135.63	0.00	0.00	0.00	135.63
190 ASSIGNMENT NOTEBOOKS	0.00	0.00	0.00	0.00	0.00
A ACTIVITY GENERAL FUND Totals:	4,240.14	6.95	0.00	0.00	4,247.09
D CLUBS AND ORGANIZATIONS					
501 STUDENT COUNCIL	3,595.88	0.00	0.00	0.00	3,595.88
502 CODY APPAREL	991.26	0.00	0.00	0.00	991.26
520 STUDENT CLUBS	320.22	0.00	0.00	0.00	320.22
530 LOVE AND LOGIC	0.00	0.00	0.00	0.00	0.00
D CLUBS AND ORGANIZATIONS Totals:	4,907.36	0.00	0.00	0.00	4,907.36
E ADMINISTRATIVE CUSTODIAL FUND					
600 AUTHOR	0.00	0.00	0.00	0.00	0.00
602 HOSPITALITY	159.93	0.00	0.00	0.00	159.93
610 MEDIA	341.45	0.00	0.00	0.00	341.45
611 MEDIA - DONATIONS	157.71	0.00	0.00	0.00	157.71
615 FIELD TRIP	-22.52	0.00	0.00	0.00	-22.52
620 Instrument Rental	525.00	0.00	0.00	0.00	525.00
630 STUDENT PARTY MONEY	1.75	0.00	0.00	0.00	1.75
640 SPECIAL PROJECTS FUND	625.58	0.00	0.00	0.00	625.58
E ADMINISTRATIVE CUSTODIAL FUND Totals:	1,788.90	0.00	0.00	0.00	1,788.90
F NOT IN USE					
700 NOT IN USE	0.00	0.00	0.00	0.00	0.00
720 NOT IN USE	0.00	0.00	0.00	0.00	0.00
F NOT IN USE Totals:	0.00	0.00	0.00	0.00	0.00
Q Extra-Curricular Activities					
1000 Field Trips	0.00	0.00	0.00	0.00	0.00
1005 Kindergarten Field Trips	0.00	0.00	0.00	0.00	0.00
1010 First Grade Field Trips	0.00	0.00	0.00	0.00	0.00
1020 Second Grade Field Trips	0.00	0.00	0.00	0.00	0.00
1030 Third Grade Field Trips	0.00	0.00	0.00	0.00	0.00
1040 Fourth Grade Field Trips	0.00	0.00	0.00	0.00	0.00
1050 Fifth Grade Field Trips	0.00	0.00	0.00	0.00	0.00
Q Extra-Curricular Activities Totals:	0.00	0.00	0.00	0.00	0.00
R Clubs					
2000 Clubs	0.00	0.00	0.00	0.00	0.00
2010 Choir	0.00	0.00	0.00	0.00	0.00
2050 Student Council	0.00	0.00	0.00	0.00	0.00
R Clubs Totals:	0.00	0.00	0.00	0.00	0.00
Report Totals:	10,936.40	6.95	0.00	0.00	10,943.35

 Secretary 8/26/08

ALL Data

Current Cash Balance Report

34
Arranged by:

Date: 07/01/2008 thru 07/31/2008

Group ID and Activity Number

Activity Number and Name	Beginning Cash	Receipts	Disbursements	Adjustments	Cash Balance
A ACTIVITY GENERAL FUND					
100 VENDING	471.22	16.73	0.00	0.00	487.95
110 GENERAL FUND	5,559.45	981.53	39.56	0.00	6,501.42
112 WESTERN BOWL	0.00	0.00	0.00	0.00	0.00
200 CANDY MACHINE VENDING	0.00	0.00	0.00	0.00	0.00
500 MILLARD FOUNDATION REIMB.	8,199.28	0.00	0.00	0.00	8,199.28
600 Interest earned	898.14	0.00	0.00	8.46	906.60
A ACTIVITY GENERAL FUND Totals:	15,128.09	998.26	39.56	8.46	16,095.25
D CLUBS AND ORGANIZATIONS					
501 STUDENT COUNCIL	-359.67	0.00	0.00	0.00	-359.67
D CLUBS AND ORGANIZATIONS Totals:	-359.67	0.00	0.00	0.00	-359.67
E ADMINISTRATIVE CUSTODIAL ACCT					
601 SITE BASE	0.00	0.00	0.00	0.00	0.00
602 HOSPITALITY	0.00	0.00	0.00	0.00	0.00
605 READ	0.00	0.00	0.00	0.00	0.00
610 LIBRARY	249.12	0.00	550.00	0.00	-300.88
615 FIELD TRIPS	-5,044.49	3,957.14	0.00	1,585.08	497.73
620 PTO FOR TEACHERS	191.00	0.00	0.00	0.00	191.00
630 VOLUNTEER	0.00	0.00	0.00	0.00	0.00
635 KITCHEN	0.00	0.00	0.00	0.00	0.00
640 DRUG AWARENESS	0.00	0.00	0.00	0.00	0.00
645 ART	70.68	0.00	0.00	0.00	70.68
650 GRANT MONEY	-68.84	0.00	0.00	0.00	-68.84
E ADMINISTRATIVE CUSTODIAL ACCT Totals:	-4,602.53	3,957.14	550.00	1,585.08	389.69
F DISTRICT CUSTODIAL					
700 REINBURSEMENTS	962.44	0.00	0.00	0.00	962.44
720 CONVENTION	0.00	0.00	0.00	0.00	0.00
F DISTRICT CUSTODIAL Totals:	962.44	0.00	0.00	0.00	962.44
Q FEE FUNDED ACCTS					
1000 KINDERGARTEN FIELD TRIPS	677.05	0.00	0.00	-677.05	0.00
1010 1ST GRADE FIELD TRIPS	0.00	0.00	0.00	0.00	0.00
1020 2ND GRADE FIELD TRIPS	422.09	0.00	0.00	-422.09	0.00
1030 3RD GRADE FIELD TRIPS	0.00	0.00	0.00	0.00	0.00
1040 4TH GRADE FIELD TRIPS	0.00	0.00	0.00	0.00	0.00
1050 5TH GRADE FIELD TRIPS	494.40	0.00	0.00	-494.40	0.00
Q FEE FUNDED ACCTS Totals:	1,593.54	0.00	0.00	-1,593.54	0.00
Report Totals:	12,721.87	4,955.40	589.56	0.00	17,087.71

Nancy Nelson, Principal
Candy B...

Secretary

ALL Data

Current Cash Balance Report

35
Arranged by:

Date: 07/01/2008 thru 07/31/2008

Group ID and Activity Number

Activity Number and Name	Beginning Cash	Receipts	Disbursements	Adjustments	Cash Balance
A ACTIVITY GENERAL FUND					
100 VENDING	2,745.80	0.00	0.00	0.00	2,745.80
110 GENERAL FUND	2,954.16	0.00	0.00	0.00	2,954.16
200 INTEREST EARNED CHECKING	1,035.14	5.81	0.00	0.00	1,040.95
A ACTIVITY GENERAL FUND Totals:	<u>6,735.10</u>	<u>5.81</u>	<u>0.00</u>	<u>0.00</u>	<u>6,740.91</u>
D CLUBS AND ORGANIZATIONS					
501 STUDENT COUNCIL	643.64	0.00	0.00	0.00	643.64
D CLUBS AND ORGANIZATIONS Totals:	<u>643.64</u>	<u>0.00</u>	<u>0.00</u>	<u>0.00</u>	<u>643.64</u>
E ADMINISTRATIVE CUSTODIAL ACCT					
602 HOSPITALITY	739.49	0.00	44.84	0.00	694.65
610 LIBRARY	909.82	0.00	0.00	0.00	909.82
615 FIELD TRIPS	-32.52	0.00	0.00	0.00	-32.52
620 FIELD TRIPS/PTO FUND	0.00	0.00	0.00	0.00	0.00
E ADMINISTRATIVE CUSTODIAL ACCT Totals:	<u>1,616.79</u>	<u>0.00</u>	<u>44.84</u>	<u>0.00</u>	<u>1,571.95</u>
F DISTRICT CUSTODIAL					
700 REIMBURSEMENT	0.00	0.00	0.00	0.00	0.00
720 CONVENTION	0.00	0.00	0.00	0.00	0.00
F DISTRICT CUSTODIAL Totals:	<u>0.00</u>	<u>0.00</u>	<u>0.00</u>	<u>0.00</u>	<u>0.00</u>
Q FIELD TRIP FEES					
1010 Kindergarten Field Trips	0.00	0.00	0.00	0.00	0.00
1011 First Grade Field Trips	0.00	0.00	0.00	0.00	0.00
1012 Second Grade Field Trips	0.00	0.00	0.00	0.00	0.00
1013 Third Grade Field Trips	0.05	0.00	0.00	0.00	0.05
1014 Fourth Grade Field Trips	0.00	0.00	0.00	0.00	0.00
1015 Fifth Grade Field Trips	0.00	0.00	0.00	0.00	0.00
1016 K-5 SPED Field Trips	0.00	0.00	0.00	0.00	0.00
Q FIELD TRIP FEES Totals:	<u>0.05</u>	<u>0.00</u>	<u>0.00</u>	<u>0.00</u>	<u>0.05</u>
Report Totals:	<u>8,995.58</u>	<u>5.81</u>	<u>44.84</u>	<u>0.00</u>	<u>8,956.55</u>

Reesa Laprentz 8/27/08
M/Al Jelfa 8/27/08

Current Cash Balance Report

36

Arranged by:

Group ID and Activity Number

ALL Data

Date: 07/01/2008 thru 07/31/2008

Activity Number and Name	Beginning Cash	Receipts	Disbursements	Adjustments	Cash Balance
A ACTIVITY GENERAL FUND					
100 VENDING	119.82	0.00	0.00	0.00	119.82
110 GENERAL FUND	3,328.67	0.00	0.00	0.00	3,328.67
120 Interest on checking	77.43	5.45	0.00	0.00	82.88
A ACTIVITY GENERAL FUND Totals:	3,525.92	5.45	0.00	0.00	3,531.37
D CLUBS AND ORGANIZATIONS					
501 STUDENT COUNCIL	169.97	0.00	0.00	0.00	169.97
510 Art Projects	0.00	0.00	0.00	0.00	0.00
520 T-shirts	196.00	0.00	0.00	0.00	196.00
550 Pencils	372.91	0.00	0.00	0.00	372.91
590 One Book, One School	-5.15	0.00	0.00	0.00	-5.15
655 Landscaping	0.00	0.00	0.00	0.00	0.00
690 Marquee Fund	0.00	0.00	0.00	0.00	0.00
D CLUBS AND ORGANIZATIONS Totals:	733.73	0.00	0.00	0.00	733.73
E ADMINISTRATIVE CUSTODIAL ACCT					
602 HOSPITALITY	774.66	0.00	0.00	0.00	774.66
606 MAGAZINES	692.50	0.00	0.00	0.00	692.50
610 LIBRARY	571.12	0.00	0.00	0.00	571.12
615 FIELD TRIPS	-6,118.09	0.00	0.00	0.00	-6,118.09
620 PTO	0.00	0.00	0.00	0.00	0.00
625 MUSIC DEPT.	0.00	0.00	0.00	0.00	0.00
630 PICTURES	907.00	0.00	0.00	0.00	907.00
E ADMINISTRATIVE CUSTODIAL ACCT Totals:	-3,172.81	0.00	0.00	0.00	-3,172.81
Q					
1000 Kindergarten field trips	1,618.57	0.00	0.00	0.00	1,618.57
1010 1st grade field trips	354.50	0.00	0.00	0.00	354.50
1020 2nd grade field trips	2,032.40	0.00	0.00	0.00	2,032.40
1030 3rd grade field trip	737.70	0.00	0.00	0.00	737.70
1040 4th grade field trips	1,532.00	0.00	0.00	0.00	1,532.00
1050 5th grade field trips	869.25	0.00	0.00	0.00	869.25
1060 Sped field trips	0.00	0.00	0.00	0.00	0.00
Q Totals:	7,144.42	0.00	0.00	0.00	7,144.42
R					
2020 Echoes	0.00	0.00	0.00	0.00	0.00
R Totals:	0.00	0.00	0.00	0.00	0.00
Report Totals:	8,231.26	5.45	0.00	0.00	8,236.71

ALL Data

Current Cash Balance Report

37 Arranged by:

Date: 07/01/2008 thru 07/31/2008

Group ID and Activity Number

Activity Number and Name	Beginning Cash	Receipts	Disbursements	Adjustments	Cash Balance
A ACTIVITY GENERAL FUND					
100 VENDING	-348.80	0.00	0.00	0.00	-348.80
110 GENERAL FUND	11,322.44	0.00	0.00	0.00	11,322.44
115 Interest Earned Checking	1,013.70	10.96	0.00	0.00	1,024.66
A ACTIVITY GENERAL FUND Totals:	11,987.34	10.96	0.00	0.00	11,998.30
D CLUBS AND ORGANIZATIONS					
510 STUDENT COUNCIL	537.34	0.00	0.00	0.00	537.34
1060 Choir/Strings/Band	411.43	0.00	0.00	0.00	411.43
1070 HAL	0.00	0.00	0.00	0.00	0.00
D CLUBS AND ORGANIZATIONS Totals:	948.77	0.00	0.00	0.00	948.77
E ADMINISTRATIVE CUSTODIAL ACCT					
606 MAGAZINES	0.00	0.00	0.00	0.00	0.00
610 LIBRARY	254.89	0.00	0.00	0.00	254.89
615 FIELD TRIPS	-2,899.63	0.00	0.00	0.00	-2,899.63
620 HOSPITALITY FUND	-11.34	0.00	0.00	0.00	-11.34
630 FUND RAISER	2,763.18	0.00	0.00	0.00	2,763.18
635 SAFETY PATROL	-52.09	0.00	0.00	0.00	-52.09
640 ART	2,197.61	0.00	0.00	0.00	2,197.61
650 5th Grade Art	0.00	0.00	0.00	0.00	0.00
E ADMINISTRATIVE CUSTODIAL ACCT Totals:	2,252.62	0.00	0.00	0.00	2,252.62
F DISTRICT CUSTODIAL					
710 RUSWICK GRANT	0.00	0.00	0.00	0.00	0.00
720 CONVENTION	0.00	0.00	0.00	0.00	0.00
F DISTRICT CUSTODIAL Totals:	0.00	0.00	0.00	0.00	0.00
Q Fee Fund					
1000 Kindergarten Field Trips	616.09	0.00	0.00	0.00	616.09
1010 First Grade Field Trips	200.00	0.00	0.00	0.00	200.00
1020 Second Grade Field Trips	301.00	0.00	0.00	0.00	301.00
1030 Third Grade Field Trips	249.70	0.00	0.00	0.00	249.70
1040 Fourth Grade Field Trips	250.00	0.00	0.00	0.00	250.00
1050 Fifth Grade Field Trips	414.47	0.00	0.00	0.00	414.47
Q Fee Fund Totals:	2,031.26	0.00	0.00	0.00	2,031.26
Report Totals:	17,219.99	10.96	0.00	0.00	17,230.95

Cheyl Grace
8-27-08

Roberta Wiermer
8-27-08

ALL Data

Current Cash Balance Report


38
Arranged by:

Date: 07/01/2008 thru 07/31/2008

Group ID and Activity Number

Activity Number and Name	Beginning Cash	Receipts	Disbursements	Adjustments	Cash Balance
A ACTIVITY GENERAL FUND					
100 Vending	898.98	0.00	0.00	0.00	898.98
110 General	9,996.79	0.00	0.00	0.00	9,996.79
112 Bank Charges and Interest	520.07	13.18	0.00	0.00	533.25
615 Tile Contingency	150.00	0.00	0.00	0.00	150.00
A ACTIVITY GENERAL FUND Totals:	11,565.84	13.18	0.00	0.00	11,579.02
D CLUBS AND ORGANIZATIONS					
501 Student Council	470.12	0.00	0.00	0.00	470.12
502 YEARBOOK-N/A	0.00	0.00	0.00	0.00	0.00
611 Hitchcock Clothing	60.32	0.00	0.00	0.00	60.32
616 CREATIVE CUBS	254.42	0.00	0.00	0.00	254.42
2001 WALKING CLUB	258.25	0.00	0.00	0.00	258.25
D CLUBS AND ORGANIZATIONS Totals:	1,043.11	0.00	0.00	0.00	1,043.11
E ADMINISTRATIVE CUSTODIAL ACCT					
601 Site Base	0.00	0.00	0.00	0.00	0.00
602 Landscaping	37.00	0.00	0.00	0.00	37.00
603 Field Trip	-1,681.57	0.00	0.00	0.00	-1,681.57
604 Classroom Supplies	16.00	0.00	0.00	0.00	16.00
605 READ	726.92	0.00	0.00	0.00	726.92
606 Classroom Magazines	0.00	0.00	0.00	0.00	0.00
607 NOT USED	0.00	0.00	0.00	0.00	0.00
608 Drug Awareness-N/A	0.00	0.00	0.00	0.00	0.00
609 Playground Equipment	0.00	0.00	0.00	0.00	0.00
610 Library	1,860.04	0.00	0.00	0.00	1,860.04
612 HOSPITALITY	0.00	0.00	0.00	0.00	0.00
613 Art Fund	4,561.66	0.00	0.00	0.00	4,561.66
614 Hitchcock Mini Classes	0.00	0.00	0.00	0.00	0.00
650 Fundraiser	180.00	0.00	0.00	0.00	180.00
E ADMINISTRATIVE CUSTODIAL ACCT Totals:	5,700.05	0.00	0.00	0.00	5,700.05
F DISTRICT CUSTODIAL					
620 NOT USED	0.00	0.00	0.00	0.00	0.00
F DISTRICT CUSTODIAL Totals:	0.00	0.00	0.00	0.00	0.00
Q Extra Curricular Activities					
1000 Kindergarten field trips	119.02	0.00	0.00	0.00	119.02
1010 1st grade field trips	413.25	0.00	0.00	0.00	413.25
1020 2nd grade field trips	192.80	0.00	0.00	0.00	192.80
1030 3rd grade field trips	556.85	0.00	0.00	0.00	556.85
1040 4th grade field trips	579.50	0.00	0.00	0.00	579.50
1050 5th grade field trips	503.25	0.00	0.00	0.00	503.25
1060 SPED Field Trips	0.00	0.00	0.00	0.00	0.00
Q Extra Curricular Activities Totals:	2,364.67	0.00	0.00	0.00	2,364.67
R Clubs					
2000 Art Club	40.00	0.00	0.00	0.00	40.00
R Clubs Totals:	40.00	0.00	0.00	0.00	40.00
Report Totals:	20,713.67	13.18	0.00	0.00	20,726.85


Linda K. Mohlman, DSAC
Executive Secretary


Mandy Johnson, Hitchcock
Principal

ALL Data

Current Cash Balance Report

39 Arranged by:


Date: 07/01/2008 thru 07/31/2008

Group ID and Activity Number

Activity Number and Name	Beginning Cash	Receipts	Disbursements	Adjustments	Cash Balance
A ACTIVITY GENERAL FUND					
100 VENDING	2,542.76	0.00	0.00	0.00	2,542.76
110 GENERAL FUND	8,282.55	0.00	0.00	0.00	8,282.55
200 INTEREST EARNED CHECKING	1,095.19	12.91	0.00	0.00	1,108.10
A ACTIVITY GENERAL FUND Totals:	11,920.50	12.91	0.00	0.00	11,933.41
D CLUBS AND ORGANIZATIONS					
501 STUDENT COUNCIL	2,647.69	0.00	0.00	0.00	2,647.69
D CLUBS AND ORGANIZATIONS Totals:	2,647.69	0.00	0.00	0.00	2,647.69
E ADMINISTRATIVE CUSTODIAL ACCT					
601 PTA/TEACHER	0.00	0.00	0.00	0.00	0.00
610 LIBRARY	3,815.87	0.00	0.00	0.00	3,815.87
615 FIELD TRIPS	-3,751.57	0.00	0.00	0.00	-3,751.57
620 PAYBAC	291.18	0.00	0.00	0.00	291.18
E ADMINISTRATIVE CUSTODIAL ACCT Totals:	355.48	0.00	0.00	0.00	355.48
F DISTRICT CUSTODIAL					
700 REIMBURSEMENT	0.00	0.00	0.00	0.00	0.00
720 CONVENTION FUND	0.00	0.00	0.00	0.00	0.00
F DISTRICT CUSTODIAL Totals:	0.00	0.00	0.00	0.00	0.00
Q EXTRA-CURRICULAR ACTIVITIES					
1000 KINDERGARTEN	951.25	0.00	0.00	0.00	951.25
1010 FIRST GRADE	768.75	0.00	0.00	0.00	768.75
1020 SECOND GRADE	548.50	0.00	0.00	0.00	548.50
1030 THIRD GRADE	625.25	0.00	0.00	0.00	625.25
1040 FOURTH GRADE	1,224.00	0.00	0.00	0.00	1,224.00
1050 FIFTH GRADE	793.00	0.00	0.00	0.00	793.00
Q EXTRA-CURRICULAR ACTIVITIES Totals:	4,910.75	0.00	0.00	0.00	4,910.75
Report Totals:	19,834.42	12.91	0.00	0.00	19,847.33

SUBMITTED BY: Mary Bobka

POSITION: Secretary

APPROVED: 

ALL Data

Current Cash Balance Report

Date: 07/01/2008 thru 07/31/2008

40
Arranged by:
Group ID and Activity Number

Activity Number and Name	Beginning Cash	Receipts	Disbursements	Adjustments	Cash Balance
A ACTIVITY GENERAL FUND					
100 VENDING	11.39	0.00	0.00	0.00	11.39
110 GENERAL	9,261.94	0.00	0.00	0.00	9,261.94
120 RETIREMENT	0.00	0.00	0.00	0.00	0.00
125 INTEREST EARNED	183.04	11.08	0.00	0.00	194.12
A ACTIVITY GENERAL FUND Totals:	9,456.37	11.08	0.00	0.00	9,467.45
C CLUBS AND ORGANIZATIONS					
501 ST. COUNCIL	929.60	0.00	0.00	0.00	929.60
503 SAFE CLUB	1.84	0.00	0.00	0.00	1.84
C CLUBS AND ORGANIZATIONS Totals:	931.44	0.00	0.00	0.00	931.44
E ADMINISTRATIVE CUSTODIAL ACCT					
602 HOSPITALITY	-188.07	0.00	0.00	0.00	-188.07
604 ART	2,744.74	0.00	0.00	0.00	2,744.74
606 MINI CLASSES	649.45	0.00	0.00	0.00	649.45
607 PE/MUSIC	908.83	0.00	0.00	0.00	908.83
610 LIBRARY	2,859.14	0.00	0.00	0.00	2,859.14
615 FIELD TRIPS	-636.34	0.00	0.00	0.00	-636.34
620 MONTESSORI PRESCHOOL	0.00	0.00	0.00	0.00	0.00
E ADMINISTRATIVE CUSTODIAL ACCT Totals:	6,337.75	0.00	0.00	0.00	6,337.75
Q FIELD TRIPS					
1000 KINDERGARTEN	0.00	0.00	0.00	0.00	0.00
1010 FIRST GRADE	0.00	0.00	0.00	0.00	0.00
1020 SECOND GRADE	0.00	0.00	0.00	0.00	0.00
1030 THIRD GRADE	0.00	0.00	0.00	0.00	0.00
1040 FOURTH GRADE	0.00	0.00	0.00	0.00	0.00
1050 FIFTH GRADE	0.00	0.00	0.00	0.00	0.00
1060 PREPRIMARY MONTESSORI	0.00	0.00	0.00	0.00	0.00
1070 PRIMARY MONTESSORI	0.00	0.00	0.00	0.00	0.00
1080 INTERMEDIATE MONTESSORI	0.00	0.00	0.00	0.00	0.00
1090 PRESCHOOL	0.00	0.00	0.00	0.00	0.00
Q FIELD TRIPS Totals:	0.00	0.00	0.00	0.00	0.00
R CLUBS					
2020 SWING CHOIR	0.00	0.00	0.00	0.00	0.00
R CLUBS Totals:	0.00	0.00	0.00	0.00	0.00
S MINI-CLASSES					
3000 MINI-CLASSES	0.00	0.00	0.00	0.00	0.00
3010 LEADERSHIP CLASSES	0.00	0.00	0.00	0.00	0.00
S MINI-CLASSES Totals:	0.00	0.00	0.00	0.00	0.00
Report Totals:	16,725.56	11.08	0.00	0.00	16,736.64

[Handwritten Signature] 8-27-08
 K Odey and 8-27-08

Current Cash Balance Report

ALL Data

Date: 07/01/2008 thru 07/31/2008

Arranged by:
Group ID and Activity Number

Activity Number and Name	Beginning Cash	Receipts	Disbursements	Adjustments	Cash Balance
A ACTIVITY GENERAL FUND					
100 VENDING	1,162.88	0.00	0.00	0.00	1,162.88
110 GENERAL FUND	6,781.54	0.00	0.00	0.00	6,781.54
115 INTEREST EARNED CHECKING	537.94	10.97	0.00	0.00	548.91
A ACTIVITY GENERAL FUND Totals:	8,482.36	10.97	0.00	0.00	8,493.33
D CLUBS AND ORGANIZATIONS					
501 STUDENT COUNCIL	1,522.63	0.00	0.00	0.00	1,522.63
510 BOOK CLUB	0.00	0.00	0.00	0.00	0.00
511 CONFLICT MANAGERS	0.00	0.00	0.00	0.00	0.00
615 SAFETY PATROL	0.00	0.00	0.00	0.00	0.00
635 M.A.D.	1.55	0.00	0.00	0.00	1.55
D CLUBS AND ORGANIZATIONS Totals:	1,524.18	0.00	0.00	0.00	1,524.18
E ADMINISTRATIVE CUSTODIAL ACCT					
600 REIMBURSEMENT	0.00	0.00	0.00	0.00	0.00
601 SITE BASE	65.26	0.00	0.00	0.00	65.26
602 HOSPITALITY	160.42	0.00	0.00	0.00	160.42
603 FIELD TRIPS	-5,007.91	0.00	0.00	0.00	-5,007.91
605 READ	245.70	0.00	0.00	0.00	245.70
610 LIBRARY	4,506.92	0.00	0.00	0.00	4,506.92
620 CONVENTION FUND	0.00	0.00	0.00	0.00	0.00
630 PAYBACK	1,071.39	0.00	0.00	0.00	1,071.39
640 SPED GRANT	0.00	0.00	0.00	0.00	0.00
650 PLAYGROUND	1,075.00	0.00	0.00	0.00	1,075.00
E ADMINISTRATIVE CUSTODIAL ACCT Totals:	2,116.78	0.00	0.00	0.00	2,116.78
Q EXTRA CURRICULAR ACTIVITES					
1005 Kindergarten Field Trips	679.00	0.00	0.00	0.00	679.00
1010 First Grade Field Trips	255.60	0.00	0.00	0.00	255.60
1020 Second Grade Field Trips	680.80	0.00	0.00	0.00	680.80
1030 Third Grade Field Trips	521.50	0.00	0.00	0.00	521.50
1040 Fourth Grade Field Trips	1,273.47	0.00	0.00	0.00	1,273.47
1050 Fifth Grade Field Trips	1,287.50	0.00	0.00	0.00	1,287.50
Q EXTRA CURRICULAR ACTIVITES Totals:	4,697.87	0.00	0.00	0.00	4,697.87
Report Totals:	16,821.19	10.97	0.00	0.00	16,832.16

ALL Data

Current Cash Balance Report


42
Arranged by:

Date: 07/01/2008 thru 07/31/2008

Group ID and Activity Number

Activity Number and Name	Beginning Cash	Receipts	Disbursements	Adjustments	Cash Balance
A ACTIVITY GENERAL FUND					
100 VENDING	2,003.12	0.00	0.00	0.00	2,003.12
110 GENERAL	14,599.18	0.00	0.00	0.00	14,599.18
125 INTEREST EARNED	494.08	13.93	0.00	0.00	508.01
130 MAGNET ART	775.15	0.00	0.00	0.00	775.15
A ACTIVITY GENERAL FUND Totals:	17,871.53	13.93	0.00	0.00	17,885.46
D CLUBS AND ORGANIZATIONS					
501 STUDENT COUNCIL	1,546.04	0.00	0.00	0.00	1,546.04
505 CHOIR	0.00	0.00	0.00	0.00	0.00
510 SAFETY PATROL	0.00	0.00	0.00	0.00	0.00
520 ENVIRONMENTAL CLUB	0.00	0.00	0.00	0.00	0.00
521 3-D Club	0.00	0.00	0.00	0.00	0.00
525 Conflict Managers	0.00	0.00	0.00	0.00	0.00
D CLUBS AND ORGANIZATIONS Totals:	1,546.04	0.00	0.00	0.00	1,546.04
E ADMINISTRATIVE CUSTODIAL ACCT					
602 STAFF HOSPITALITY	0.00	0.00	0.00	0.00	0.00
606 MAGAZINES	0.00	0.00	0.00	0.00	0.00
610 LIBRARY	2,172.00	0.00	0.00	0.00	2,172.00
615 FIELD TRIPS	-7,006.33	0.00	825.00	0.00	-7,831.33
620 SITE IMPROVEMENT	0.00	0.00	0.00	0.00	0.00
625 READING INCENTIVE	0.00	0.00	0.00	0.00	0.00
E ADMINISTRATIVE CUSTODIAL ACCT Totals:	-4,834.33	0.00	825.00	0.00	-5,659.33
Q FEE FUNDED ACCOUNTS					
1000 Kindergarten Field Trips	2,123.40	0.00	0.00	0.00	2,123.40
1010 First Grade Field Trips	1,135.00	0.00	0.00	0.00	1,135.00
1020 Second Grade Field Trips	1,099.00	0.00	0.00	0.00	1,099.00
1030 Third Grade Field Trips	273.90	0.00	0.00	0.00	273.90
1040 Fourth Grade Field Trips	1,267.00	0.00	0.00	0.00	1,267.00
1050 Fifth Grade Field Trips	1,617.10	0.00	0.00	0.00	1,617.10
Q FEE FUNDED ACCOUNTS Totals:	7,515.40	0.00	0.00	0.00	7,515.40
Report Totals:	22,098.64	13.93	825.00	0.00	21,287.57


 Linda K. Mohlman, DSAC
 Executive Secretary


 Colleen Beckwith, Neihardt
 Principal

Current Cash Balance Report

Date: 07/01/2008 thru 07/31/2008

Group ID and Activity Number

Activity Number and Name	Beginning Cash	Receipts	Disbursements	Adjustments	Cash Balance
A ACTIVITY GENERAL FUND					
100 Vending	514.43	0.00	0.00	0.00	514.43
105 Staff Vending	-33.78	0.00	0.00	0.00	-33.78
110 General	6,311.86	0.00	0.00	0.00	6,311.86
120 Interest Earned Checking	767.42	13.09	0.00	0.00	780.51
A ACTIVITY GENERAL FUND Totals:	<u>7,559.93</u>	<u>13.09</u>	<u>0.00</u>	<u>0.00</u>	<u>7,573.02</u>
D CLUBS AND ORGANIZATIONS					
501 Student Council	2,671.44	0.00	0.00	0.00	2,671.44
502 Drug Free Club	111.14	0.00	0.00	0.00	111.14
503 5th Grade Club	506.81	0.00	0.00	0.00	506.81
D CLUBS AND ORGANIZATIONS Totals:	<u>3,289.39</u>	<u>0.00</u>	<u>0.00</u>	<u>0.00</u>	<u>3,289.39</u>
E ADMINISTRATIVE CUSTODIAL ACCT					
601 Site Base Plan Annual Updates	0.00	0.00	0.00	0.00	0.00
602 Staff Hospitality	-33.12	0.00	0.00	0.00	-33.12
603 Field Trips	-9,095.21	0.00	0.00	0.00	-9,095.21
608 Grants	31.75	0.00	0.00	0.00	31.75
609 Technology	575.35	0.00	0.00	0.00	575.35
610 Media	1,229.63	0.00	0.00	0.00	1,229.63
611 Fine Arts	1,202.65	0.00	0.00	0.00	1,202.65
612 Safety Patrol	0.00	0.00	0.00	0.00	0.00
614 Montessori Projects	963.38	0.00	0.00	0.00	963.38
615 PayBac	1,211.24	0.00	0.00	0.00	1,211.24
616 P.E.	0.00	0.00	0.00	0.00	0.00
617 Music	0.00	0.00	0.00	0.00	0.00
618 READ	521.24	0.00	0.00	0.00	521.24
619 Home/School Projects	860.35	0.00	0.00	0.00	860.35
620 Norris Special Projects	2,829.00	0.00	0.00	0.00	2,829.00
621 Montessori Snack Account	843.15	0.00	0.00	0.00	843.15
E ADMINISTRATIVE CUSTODIAL ACCT Totals:	<u>1,139.41</u>	<u>0.00</u>	<u>0.00</u>	<u>0.00</u>	<u>1,139.41</u>
G DISTRICT CUST. ACCOUNTS					
800 Reimbursement	0.00	0.00	0.00	0.00	0.00
802 Convention	41.22	0.00	0.00	0.00	41.22
G DISTRICT CUST. ACCOUNTS Totals:	<u>41.22</u>	<u>0.00</u>	<u>0.00</u>	<u>0.00</u>	<u>41.22</u>
Q Fee Fund					
990 PreK Field Trips	0.00	0.00	0.00	0.00	0.00
1000 Kindergarten Field Trips	565.75	0.00	0.00	0.00	565.75
1010 First Grade Field Trips	417.00	0.00	0.00	0.00	417.00
1020 Second Grade Field Trips	611.00	0.00	0.00	0.00	611.00
1030 Third Grade Field Trips	425.00	0.00	0.00	0.00	425.00
1040 Fourth Grade Field Trips	431.75	0.00	0.00	0.00	431.75
1050 Fifth Grade Field Trips	417.50	0.00	0.00	0.00	417.50
1060 Montessori PreK/K Field Trips	1,758.75	0.00	0.00	0.00	1,758.75
1061 Montessori 1st, 2nd, 3rd Grade Field Trips	2,473.80	0.00	0.00	0.00	2,473.80
1062 Montessori 4th, 5th Grade Field Trips	1,324.25	0.00	0.00	0.00	1,324.25
1070 Special Education Field Trips	0.00	0.00	0.00	0.00	0.00
Q Fee Fund Totals:	<u>8,424.80</u>	<u>0.00</u>	<u>0.00</u>	<u>0.00</u>	<u>8,424.80</u>
R Clubs					
2000 Clubs	0.00	0.00	0.00	0.00	0.00
2010 Choir Club	0.00	0.00	0.00	0.00	0.00
2050 Student Council Club	0.00	0.00	0.00	0.00	0.00
R Clubs Totals:	<u>0.00</u>	<u>0.00</u>	<u>0.00</u>	<u>0.00</u>	<u>0.00</u>
Report Totals:	<u>20,454.75</u>	<u>13.09</u>	<u>0.00</u>	<u>0.00</u>	<u>20,467.84</u>

X Kevin J. Clark, Principal
Linda K. Mohlman, Secretary

ALL Data


Current Cash Balance Report

44
Arranged by:

Date: 07/01/2008 thru 07/31/2008

Group ID and Activity Number

Activity Number and Name	Beginning Cash	Receipts	Disbursements	Adjustments	Cash Balance
A ACTIVITY GENERAL					
100 GENERAL	14,267.60	0.00	0.00	0.00	14,267.60
110 VENDING	-27.82	0.00	0.00	0.00	-27.82
115 INTEREST EARNED CHECKING	108.89	10.78	0.00	0.00	119.67
A ACTIVITY GENERAL Totals:	14,348.67	10.78	0.00	0.00	14,359.45
D CLUBS AND ORGANIZATIONS					
501 STUDENT COUNCIL	205.62	0.00	0.00	0.00	205.62
D CLUBS AND ORGANIZATIONS Totals:	205.62	0.00	0.00	0.00	205.62
E ADMINSTRATIVE CUSTODIAL ACCT					
600 HOSPITALITY	235.65	0.00	0.00	0.00	235.65
601 FIELD TRIPS	-7,188.20	0.00	0.00	0.00	-7,188.20
610 LIBRARY	1,665.79	0.00	0.00	0.00	1,665.79
615 PAYBAC	0.00	0.00	0.00	0.00	0.00
650 VIP HOSPITALITY	251.44	0.00	0.00	0.00	251.44
E ADMINSTRATIVE CUSTODIAL ACCT Totals:	-5,035.32	0.00	0.00	0.00	-5,035.32
Q FEE FUND					
1000 K FIELD TRIPS	1,220.75	0.00	0.00	0.00	1,220.75
1010 FIRST GRADE FIELD TRIPS	1,613.65	0.00	0.00	0.00	1,613.65
1020 SECOND GRADE FIELD TRIPS	1,049.75	0.00	0.00	0.00	1,049.75
1030 THIRD GRADE FIELD TRIPS	1,225.75	0.00	0.00	0.00	1,225.75
1040 FOURTH GRADE FIELD TRIPS	1,155.25	0.00	0.00	0.00	1,155.25
1050 FIFTH GRADE FIELD TRIPS	810.85	0.00	0.00	0.00	810.85
Q FEE FUND Totals:	7,076.00	0.00	0.00	0.00	7,076.00
R CLUBS					
2000 CLUBS (MISC)	0.00	0.00	0.00	0.00	0.00
2010 STUDENT COUNCIL	0.00	0.00	0.00	0.00	0.00
R CLUBS Totals:	0.00	0.00	0.00	0.00	0.00
Report Totals:	16,594.97	10.78	0.00	0.00	16,605.75



Linda K. Mohlman, DSAC
Executive Secretary



Nilda Nielsen, Reagan
Principal

ALL Data


Current Cash Balance Report


45
Arranged by:

Date: 07/01/2008 thru 07/31/2008

Group ID and Activity Number

Activity Number and Name	Beginning Cash	Receipts	Disbursements	Adjustments	Cash Balance
A ACTIVITY GENERAL					
100 GENERAL	2,793.12	0.00	0.00	0.00	2,793.12
110 VENDING	254.55	0.00	0.00	0.00	254.55
115 INTEREST EARNED CHECKING	218.41	5.79	0.00	0.00	224.20
A ACTIVITY GENERAL Totals:	3,266.08	5.79	0.00	0.00	3,271.87
D CLUBS AND ORGANIZATION					
501 STUDENT COUNCIL	513.74	0.00	0.00	0.00	513.74
D CLUBS AND ORGANIZATION Totals:	513.74	0.00	0.00	0.00	513.74
E ADMINISTRATIVE CUSTODIAL ACCT					
600 SOCIAL	0.00	0.00	0.00	0.00	0.00
601 FIELD TRIPS	-7,589.60	0.00	0.00	0.00	-7,589.60
602 READ	0.00	0.00	0.00	0.00	0.00
603 LIBRARY	1,724.38	0.00	0.00	0.00	1,724.38
604 PAYBAC	2,875.01	0.00	0.00	0.00	2,875.01
605 5TH GRADE BLDG. FUNDRAISER	56.91	0.00	0.00	0.00	56.91
606 PLAYGROUND FUND	0.00	0.00	0.00	0.00	0.00
607 GRANTS	0.00	0.00	0.00	0.00	0.00
E ADMINISTRATIVE CUSTODIAL ACCT Totals:	-2,933.30	0.00	0.00	0.00	-2,933.30
Q FEE FUND					
1005 KINDERGARTEN	1,626.79	0.00	0.00	0.00	1,626.79
1010 FIRST GRADE	1,728.25	0.00	0.00	0.00	1,728.25
1020 SECOND GRADE	1,922.80	0.00	0.00	0.00	1,922.80
1030 THIRD GRADE	1,538.35	0.00	0.00	0.00	1,538.35
1040 FOURTH GRADE	503.90	0.00	0.00	0.00	503.90
1050 FIFTH GRADE	940.00	0.00	0.00	0.00	940.00
1060 MUSIC	0.17	0.00	0.00	0.00	0.17
1070 PE	0.00	0.00	0.00	0.00	0.00
Q FEE FUND Totals:	8,260.26	0.00	0.00	0.00	8,260.26
Report Totals:	9,106.78	5.79	0.00	0.00	9,112.57


 Linda K. Mohlman, DSAC
 Executive Secretary


 Suzanne Hinman, Reeder
 Principal

Current Cash Balance Report

ALL Data

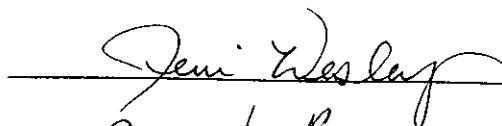

Date: 07/01/2008 thru 07/31/2008

 Arranged by:
 Group ID and Activity Number

Activity Number and Name	Beginning Cash	Receipts	Disbursements	Adjustments	Cash Balance
610 unused library account	0.00	0.00	0.00	0.00	0.00
Totals:	0.00	0.00	0.00	0.00	0.00
A ACTIVITY GENERAL FUND					
100 VENDING	985.90	0.00	0.00	0.00	985.90
110 GENERAL FUND	11,038.90	0.00	0.00	0.00	11,038.90
125 interest earned checking	2,109.81	21.92	0.00	0.00	2,131.73
A ACTIVITY GENERAL FUND Totals:	14,134.61	21.92	0.00	0.00	14,156.53
D CLUBS AND ORGANIZATIONS					
501 STUDENT COUNCIL	1,426.39	0.00	0.00	0.00	1,426.39
505 GRADE 5 ACTIVITY	0.00	0.00	0.00	0.00	0.00
510 STANDD CLUB	92.25	0.00	0.00	0.00	92.25
515 K-KIDS CLUB	271.43	0.00	0.00	0.00	271.43
520 ENVIRONMENTAL CLUB	72.72	0.00	0.00	0.00	72.72
D CLUBS AND ORGANIZATIONS Totals:	1,862.79	0.00	0.00	0.00	1,862.79
E ADMINISTRATIVE CUSTODIAL					
602 HOSPITALITY	29.33	0.00	0.00	0.00	29.33
606 MAGAZINES	0.00	0.00	0.00	0.00	0.00
610 LIBRARY	5,097.04	0.00	0.00	0.00	5,097.04
615 FIELD TRIPS	2,488.60	0.00	0.00	0.00	2,488.60
620 PAYBACK PARTNER	2,080.59	0.00	0.00	0.00	2,080.59
625 CORPORATE DONATIONS	4,610.25	0.00	0.00	0.00	4,610.25
630 SPELL-A-THON	2,311.40	0.00	0.00	0.00	2,311.40
635 HOOT No longer a program at Rockwell 920	0.00	0.00	0.00	0.00	0.00
640 OTHER STUDENT ACTIVITIES	0.00	0.00	0.00	0.00	0.00
645 TOOLS FOR SCHOOLS	1,000.00	0.00	0.00	0.00	1,000.00
650 ARTWORKS	796.70	0.00	0.00	0.00	796.70
E ADMINISTRATIVE CUSTODIAL Totals:	18,413.91	0.00	0.00	0.00	18,413.91
F DISTRICT CUSTODIAL					
700 REIMBURSEMENT	0.00	0.00	0.00	0.00	0.00
720 CONVENTION	0.00	0.00	0.00	0.00	0.00
F DISTRICT CUSTODIAL Totals:	0.00	0.00	0.00	0.00	0.00
Q EXTRA CURRICULAR ACTIVITIES					
1005 KG FIELD TRIPS	0.00	0.00	0.00	0.00	0.00
1010 1ST GR. FIELD TRIPS	0.00	0.00	0.00	0.00	0.00
1020 2ND GR. FIELD TRIPS	0.00	0.00	0.00	0.00	0.00
1030 3RD GR. FIELD TRIPS	0.00	0.00	0.00	0.00	0.00
1040 4TH GR. FIELD TRIPS	0.00	0.00	0.00	0.00	0.00
1050 5TH GR. FIELD TRIPS	0.00	0.00	0.00	0.00	0.00
Q EXTRA CURRICULAR ACTIVITIES Totals:	0.00	0.00	0.00	0.00	0.00
Report Totals:	34,411.31	21.92	0.00	0.00	34,433.23

Principal

Secretary

Current Cash Balance Report

ALL Data

Arranged by:

Date: 07/01/2008 thru 07/31/2008

Group ID and Activity Number

Activity Number and Name	Beginning Cash	Receipts	Disbursements	Adjustments	Cash Balance
A ACTIVITY GENERAL FUND					
100 GENERAL FUND	18,183.63	0.00	0.00	0.00	18,183.63
110 VENDING	930.83	0.00	0.00	0.00	930.83
120 INTEREST EARNED CHECKING	925.69	10.53	0.00	0.00	936.22
A ACTIVITY GENERAL FUND Totals:	<u>20,040.15</u>	<u>10.53</u>	<u>0.00</u>	<u>0.00</u>	<u>20,050.68</u>
B CLUBS AND ORGANIZATIONS					
201 STUDENT COUNCIL	580.22	0.00	0.00	0.00	580.22
211 SAFETY PATROL	25.00	0.00	0.00	0.00	25.00
B CLUBS AND ORGANIZATIONS Totals:	<u>605.22</u>	<u>0.00</u>	<u>0.00</u>	<u>0.00</u>	<u>605.22</u>
C ADMINISTRATIVE CUSTODIAL ACCT					
301 MEDIA	739.18	0.00	0.00	0.00	739.18
305 FIELD TRIPS	-8,494.52	0.00	0.00	0.00	-8,494.52
310 HOSPITALITY	733.68	0.00	0.00	0.00	733.68
320 BIRTHDAY BOOK CLUB	582.49	0.00	0.00	0.00	582.49
325 Battle of the Books	-159.21	0.00	0.00	0.00	-159.21
330 GRANTS	0.00	0.00	0.00	0.00	0.00
340 PTO	839.00	0.00	0.00	0.00	839.00
350 BEAUTIFICATION	-619.92	0.00	0.00	0.00	-619.92
C ADMINISTRATIVE CUSTODIAL ACCT Totals:	<u>-6,379.30</u>	<u>0.00</u>	<u>0.00</u>	<u>0.00</u>	<u>-6,379.30</u>
Q FEE FUND					
1000 Kindergarten	1,394.50	0.00	0.00	0.00	1,394.50
1001 1st Grade	1,503.00	0.00	0.00	0.00	1,503.00
1002 2nd Grade	859.50	0.00	0.00	0.00	859.50
1003 3rd Grade	1,066.00	0.00	0.00	0.00	1,066.00
1004 4th Grade	771.00	0.00	0.00	0.00	771.00
1005 5th Grade	2,360.00	0.00	0.00	0.00	2,360.00
1010 Self-Contained	87.25	0.00	0.00	0.00	87.25
Q FEE FUND Totals:	<u>8,041.25</u>	<u>0.00</u>	<u>0.00</u>	<u>0.00</u>	<u>8,041.25</u>
R CLUB--FEE FUND					
2000 Student Council Fee Fund	0.00	0.00	0.00	0.00	0.00
2010 Chorus Fee Fund	0.00	0.00	0.00	0.00	0.00
R CLUB--FEE FUND Totals:	<u>0.00</u>	<u>0.00</u>	<u>0.00</u>	<u>0.00</u>	<u>0.00</u>
Report Totals:	<u>22,307.32</u>	<u>10.53</u>	<u>0.00</u>	<u>0.00</u>	<u>22,317.85</u>

Nancy
Brosamle
8/25/08

ALL Data

Current Cash Balance Report

48
Arranged by:

Date: 07/01/2008 thru 07/31/2008

Group ID and Activity Number

Activity Number and Name	Beginning Cash	Receipts	Disbursements	Adjustments	Cash Balance
A General Fund					
100 Vending	54.95	0.00	0.00	0.00	54.95
110 General Fund	4,738.70	0.00	16.90	0.00	4,721.80
120 PRINCIPAL'S ADMIN. FUND	0.00	0.00	0.00	0.00	0.00
130 Interest Earned Checking	288.66	5.65	0.00	0.00	294.31
140 WEDNESDAY CLASSES/MI	0.00	0.00	0.00	0.00	0.00
A General Fund Totals:	5,082.31	5.65	16.90	0.00	5,071.06
B Clubs & Organizations					
501 Student Council	781.64	0.00	0.00	0.00	781.64
B Clubs & Organizations Totals:	781.64	0.00	0.00	0.00	781.64
C Administrative Custodial					
600 KG Classroom Activity	0.00	0.00	0.00	0.00	0.00
601 Site Base	0.00	0.00	0.00	0.00	0.00
602 Hospitality	0.00	0.00	0.00	0.00	0.00
605 1st Classroom Activity	0.00	0.00	0.00	0.00	0.00
606 Books and Magazines	0.00	0.00	0.00	0.00	0.00
610 Library	1,791.92	0.00	0.00	0.00	1,791.92
611 2nd Classroom Activity	0.00	0.00	0.00	0.00	0.00
615 Field Trips	-2,554.03	0.00	0.00	0.00	-2,554.03
616 3rd Classroom Activity	0.00	0.00	0.00	0.00	0.00
620 Ceiling Tiles	822.92	0.00	0.00	0.00	822.92
625 Multiple Intelligences	0.00	0.00	0.00	0.00	0.00
626 Mini Classes	52.32	0.00	0.00	0.00	52.32
627 Art	258.19	0.00	0.00	0.00	258.19
628 Health Room	269.00	0.00	0.00	0.00	269.00
C Administrative Custodial Totals:	640.32	0.00	0.00	0.00	640.32
D District Custodial					
700 Reimbursement	0.00	0.00	0.00	0.00	0.00
720 Convention	0.00	0.00	0.00	0.00	0.00
D District Custodial Totals:	0.00	0.00	0.00	0.00	0.00
Q Fee Funded Account					
1000 Kindergarten field trips	175.00	0.00	0.00	0.00	175.00
1010 First grade field trips	701.50	0.00	0.00	0.00	701.50
1020 Second grade field trips	456.50	0.00	0.00	0.00	456.50
1030 Third grade field trips	465.25	0.00	0.00	0.00	465.25
1040 Forth grade field trips	250.00	0.00	0.00	0.00	250.00
1050 Fifth grade field trips	179.00	0.00	0.00	0.00	179.00
1060 ELL field trips	179.26	0.00	0.00	0.00	179.26
Q Fee Funded Account Totals:	2,406.51	0.00	0.00	0.00	2,406.51
Report Totals:	8,910.78	5.65	16.90	0.00	8,899.53

[Handwritten Signature] 8-25-08

[Handwritten Signature] 8-25-08

ALL Data

Current Cash Balance Report

49
Arranged by:

Date: 07/01/2008 thru 07/31/2008

Group ID and Activity Number

Activity Number and Name	Beginning Cash	Receipts	Disbursements	Adjustments	Cash Balance
A ACTIVITY GENERAL FUND					
100 GENERAL FUND	6,642.36	0.00	0.00	0.00	6,642.36
110 VENDING	202.67	0.00	0.00	0.00	202.67
120 INTEREST EARNED CHECKING	371.25	10.87	0.00	0.00	382.12
A ACTIVITY GENERAL FUND Totals:	<u>7,216.28</u>	<u>10.87</u>	<u>0.00</u>	<u>0.00</u>	<u>7,227.15</u>
B CLUBS AND ORGANIZATIONS					
201 STUDENT COUNCIL	442.57	0.00	0.00	0.00	442.57
210 GARDEN CLUB	599.00	0.00	0.00	0.00	599.00
B CLUBS AND ORGANIZATIONS Totals:	<u>1,041.57</u>	<u>0.00</u>	<u>0.00</u>	<u>0.00</u>	<u>1,041.57</u>
C ADMINISTRATIVE CUSTODIAL ACCT					
301 Hospitality	232.87	0.00	0.00	0.00	232.87
310 MEDIA	933.33	0.00	0.00	0.00	933.33
315 FIELD TRIPS	-9,186.11	0.00	0.00	0.00	-9,186.11
320 BIRTHDAY BOOK CLUB	2,921.92	0.00	0.00	0.00	2,921.92
330 DONATIONS	3,156.95	0.00	0.00	0.00	3,156.95
C ADMINISTRATIVE CUSTODIAL ACCT Totals:	<u>-1,941.04</u>	<u>0.00</u>	<u>0.00</u>	<u>0.00</u>	<u>-1,941.04</u>
Q EXTRA CURRICULAR ACTIVITIES					
1000 KINDGARTEN FIELD TRIPS	1,072.25	0.00	0.00	0.00	1,072.25
1001 FIRST GRADE FIELD TRIPS	2,651.85	0.00	0.00	0.00	2,651.85
1002 SECOND GRADE FIELD TRIPS	825.05	0.00	0.00	0.00	825.05
1003 THIRD GRADE FIELD TRIPS	2,843.90	0.00	0.00	0.00	2,843.90
1004 FOURTH GRADE FIELD TRIPS	2,316.00	0.00	0.00	0.00	2,316.00
1005 FIFTH GRADE FIELD TRIPS	830.00	0.00	0.00	0.00	830.00
Q EXTRA CURRICULAR ACTIVITIES Totals:	<u>10,539.05</u>	<u>0.00</u>	<u>0.00</u>	<u>0.00</u>	<u>10,539.05</u>
Report Totals:	<u>16,855.86</u>	<u>10.87</u>	<u>0.00</u>	<u>0.00</u>	<u>16,866.73</u>

Karla Sullivan
8-27-08

Charles A. DeF...
8-27-08

ALL Data

Current Cash Balance Report

Date: 07/01/2008 thru 07/31/2008

Arranged by: ⁵⁰
Group ID and Activity Number

Activity Number and Name	Beginning Cash	Receipts	Disbursements	Adjustments	Cash Balance
ACTIVITY GENERAL FUND					
100 STAFF VENDING	3,885.51	0.00	0.00	0.00	3,885.51
101 STUDENT VENDING	-45.05	0.00	0.00	0.00	-45.05
110 GENERAL FUND	5,602.52	0.00	0.00	0.00	5,602.52
115 INTEREST EARNED CHECKING	418.54	8.70	0.00	0.00	427.24
815 ENRICHMENT DAY	1,331.03	0.00	0.00	0.00	1,331.03
5000 FIELD IMPROVEMENT	249.00	0.00	0.00	0.00	249.00
A ACTIVITY GENERAL FUND Totals:	11,441.55	8.70	0.00	0.00	11,450.25
C FAMILY NIGHTS					
400 KINDERGARTEN HOST FAMILY NIGHTS	-15.75	0.00	0.00	0.00	-15.75
401 GR. 1 HOST FAMILY NIGHT	80.13	0.00	0.00	0.00	80.13
403 GR. 3 HOST FAMILY NIGHT	-0.79	0.00	0.00	0.00	-0.79
404 GR. 4 HOST FAMILY NIGHT	-9.67	0.00	0.00	0.00	-9.67
405 GR. 5 HOST FAMILY NIGHT	-11.86	0.00	0.00	0.00	-11.86
410 CHOIR HOST FAMILY NIGHT	0.00	0.00	0.00	0.00	0.00
411 CHESS CLUB HOST FAMILY NIGHT	180.44	0.00	0.00	0.00	180.44
412 SAFETY PATROL HOST FAMILY NIGHT	50.30	0.00	0.00	0.00	50.30
413 PLAYGROUND COM. HOST FAMILY NIGHT	0.00	0.00	0.00	0.00	0.00
C FAMILY NIGHTS Totals:	272.80	0.00	0.00	0.00	272.80
D CLUBS AND ORGANIZATIONS					
501 STUDENT COUNCIL	812.99	0.00	0.00	0.00	812.99
901 US WEST VOLUNTEER GRANTS & OTHERS	935.72	0.00	0.00	0.00	935.72
D CLUBS AND ORGANIZATIONS Totals:	1,748.71	0.00	0.00	0.00	1,748.71
E ADMINISTRATIVE CUSTODIAL ACCT					
610 MEDIA	754.46	0.00	0.00	0.00	754.46
615 FIELD TRIPS	-7,176.29	0.00	0.00	0.00	-7,176.29
701 TECHNOLOGY	1,013.27	0.00	0.00	0.00	1,013.27
801 GIFTED/HAL	0.00	0.00	0.00	0.00	0.00
E ADMINISTRATIVE CUSTODIAL ACCT Totals:	-5,408.56	0.00	0.00	0.00	-5,408.56
F DISTRICT CUSTODIAL					
700 NOT USED	0.00	0.00	0.00	0.00	0.00
720 NOT USED	0.00	0.00	0.00	0.00	0.00
F DISTRICT CUSTODIAL Totals:	0.00	0.00	0.00	0.00	0.00
H OUTDOOR LEARNING ENVIRONMENT (OLE)					
3000 BRICK ORDERS & OTHER	28.00	0.00	0.00	0.00	28.00
H OUTDOOR LEARNING ENVIRONMENT (OLE) Totals:	28.00	0.00	0.00	0.00	28.00
Q FEE FUND FIELD TRIPS					
1000 KINDERGARTEN FIELD TRIPS	772.00	0.00	0.00	0.00	772.00
1010 1ST GRADE FIELD TRIPS	770.70	0.00	0.00	0.00	770.70
1020 2ND GRADE FIELD TRIPS	616.25	0.00	0.00	0.00	616.25
1030 3RD GRADE FIELD TRIPS	630.50	0.00	0.00	0.00	630.50
1040 4TH GRADE FIELD TRIPS	1,709.00	0.00	0.00	0.00	1,709.00
1050 5TH GRADE FIELD TRIPS	841.90	0.00	0.00	0.00	841.90
Q FEE FUND FIELD TRIPS Totals:	5,340.35	0.00	0.00	0.00	5,340.35
R FEE FUND CLUBS					
2020 CHORUS CLUB	277.50	0.00	0.00	0.00	277.50
R FEE FUND CLUBS Totals:	277.50	0.00	0.00	0.00	277.50
Report Totals:	13,700.35	8.70	0.00	0.00	13,709.05

Cathy Berge

Current Cash Balance Report


 51 Arranged by:
 Cindy Patton
 Group ID and Activity Number

ALL Data

Date: 07/01/2008 thru 07/31/2008

Activity Number and Name	Beginning Cash	Receipts	Disbursements	Adjustments	Cash Balance
A General Funds					
100 VENDING MACHINES	13,998.65	0.00	0.00	-2,773.74	11,224.91
110 OTHER GENERAL	12,271.57	0.00	0.00	0.00	12,271.57
115 FINES	7,109.78	0.00	0.00	0.00	7,109.78
120 FUND RAISING ACCOUNT	8,795.28	0.00	0.00	-3,000.00	5,795.28
125 VOLUNTEER	-173.68	0.00	0.00	3,000.00	2,826.32
130 INTEREST EARNED - CHECKING	3,953.64	47.36	0.00	0.00	4,001.00
A General Funds Totals:	45,955.24	47.36	0.00	-2,773.74	43,228.86
B Athletics					
205 ATHLETIC DEPARTMENT	-7,260.86	0.00	0.00	0.00	-7,260.86
210 ATHLETIC FUND	0.00	0.00	0.00	0.00	0.00
B Athletics Totals:	-7,260.86	0.00	0.00	0.00	-7,260.86
C Academic Clubs					
300 SCIENCE CLUB	376.12	0.00	0.00	0.00	376.12
310 YEARBOOK	7,360.14	0.00	0.00	0.00	7,360.14
320 YOUTH TO YOUTH	-5,705.36	0.00	0.00	0.00	-5,705.36
330 KIDS HELPING KIDS	3,911.08	0.00	0.00	0.00	3,911.08
340 RENAISSANCE PROGRAM	1,908.09	0.00	0.00	0.00	1,908.09
350 HAL	-883.06	0.00	0.00	189.06	-694.00
C Academic Clubs Totals:	6,967.01	0.00	0.00	189.06	7,156.07
D Clubs and Organizations					
400 STUDENT COUNCIL	454.67	0.00	0.00	0.00	454.67
410 VOLLEYBALL CLUB	685.33	0.00	0.00	0.00	685.33
420 LEADERSHIP	1,517.39	0.00	0.00	0.00	1,517.39
430 BOOK CLUB	356.16	0.00	0.00	0.00	356.16
440 SCRAPBOOK CLUB	5.50	0.00	0.00	0.00	5.50
442 FCS CLUB	-146.23	0.00	0.00	0.00	-146.23
450 ARTS & CRAFTS CLUB	39.09	0.00	0.00	0.00	39.09
460 PHOTOGRAPHY CLUB	79.58	0.00	0.00	0.00	79.58
470 BUILDER'S CLUB	83.35	0.00	0.00	0.00	83.35
480 DRAMA CLUB	38.32	0.00	0.00	0.00	38.32
D Clubs and Organizations Totals:	3,113.16	0.00	0.00	0.00	3,113.16
E School Custodial Accounts					
500 MUSIC	-2,663.80	0.00	0.00	1,150.00	-1,513.80
501 BAND	-1,551.47	0.00	0.00	793.00	-758.47
505 ART CLASS	-138.33	0.00	0.00	138.33	0.00
509 8TH GRADE FAREWELL	1,740.00	0.00	0.00	0.00	1,740.00
510 TRANSPORTATION	981.95	0.00	0.00	0.00	981.95
511 SPECIAL EVENTS	3,578.68	0.00	0.00	0.00	3,578.68
512 HELP FUND	-6,706.25	0.00	0.00	0.00	-6,706.25
515 FACULTY VENDING FUND	817.43	0.00	0.00	0.00	817.43
520 TEACHERS HOSPITALITY FUND	377.35	0.00	0.00	0.00	377.35
525 AMS T-SHIRT SALES	2,207.12	0.00	0.00	0.00	2,207.12
528 A.P.E. T-SHIRTS	98.10	0.00	0.00	0.00	98.10
530 OUTDOOR CLASSROOM	1,643.79	0.00	0.00	0.00	1,643.79
535 SCIENCE BREAKAGE	0.99	0.00	0.00	0.00	0.99
540 INDUSTRIAL ARTS	2,376.75	0.00	0.00	0.00	2,376.75
542 FAMILY CONSUMER SCIENCE	982.17	0.00	0.00	0.00	982.17
544 JUMP START	-978.02	0.00	0.00	373.02	-605.00
545 LIBRARY	2,988.97	0.00	0.00	0.00	2,988.97
555 FITNESS ROOM	945.86	0.00	0.00	0.00	945.86
570 FIELD TRIPS-SPECIAL AREA	-235.00	0.00	0.00	31.00	-204.00

Current Cash Balance Report

52

Arranged by:

ALL Data

Date: 07/01/2008 thru 07/31/2008

Group ID and Activity Number

Activity Number and Name	Beginning Cash	Receipts	Disbursements	Adjustments	Cash Balance
576 FIELD TRIPS-6 GR.	-1,630.00	0.00	0.00	-47.50	-1,677.50
577 FIELD TRIPS-7 GR.	-792.78	0.00	0.00	29.78	-763.00
578 FIELD TRIPS-8 GR.	-880.72	0.00	0.00	0.00	-880.72
580 OTHER SCHOOL CUSTODIAL	135.95	0.00	0.00	0.00	135.95
585 TEAMMATES	0.00	0.00	0.00	0.00	0.00
590 TEAM 6A	176.74	0.00	0.00	0.00	176.74
591 TEAM 6B	-12.18	0.00	0.00	12.18	0.00
592 TEAM 6C	227.74	0.00	0.00	0.00	227.74
593 TEAM 7A	-3.25	0.00	0.00	3.25	0.00
594 TEAM 7B	34.69	0.00	0.00	0.00	34.69
595 TEAM 7C	0.00	0.00	0.00	0.00	0.00
596 TEAM 8A	2.10	0.00	0.00	0.00	2.10
597 TEAM 8B	121.74	0.00	0.00	0.00	121.74
598 TEAM 8C	100.63	0.00	0.00	0.00	100.63
E School Custodial Accounts Totals:	3,946.95	0.00	0.00	2,483.06	6,430.01
G Investments					
700 SAVINGS	-10,047.38	0.00	0.00	0.00	-10,047.38
710 INTEREST ON SAVINGS	5,047.38	0.00	0.00	0.00	5,047.38
G Investments Totals:	-5,000.00	0.00	0.00	0.00	-5,000.00
Q FIELD TRIP FEES					
1350 HAL FIELD TRIPS	694.00	0.00	0.00	0.00	694.00
1570 FIELD TRIPS-SPECIAL AREA	168.00	0.00	0.00	0.00	168.00
1576 FIELD TRIPS-6 GR.	1,575.88	0.00	0.00	101.62	1,677.50
1577 FIELD TRIPS-7 GR.	763.00	0.00	0.00	0.00	763.00
1578 FIELD TRIPS-8 GR.	1,005.00	0.00	0.00	0.00	1,005.00
Q FIELD TRIP FEES Totals:	4,205.88	0.00	0.00	101.62	4,307.50
R CLUB FEES					
1420 LEADERSHIP	0.00	0.00	0.00	0.00	0.00
2300 SCIENCE CLUB	0.00	0.00	0.00	0.00	0.00
2320 YOUTH TO YOUTH	6,135.00	0.00	0.00	0.00	6,135.00
2400 STUDENT COUNCIL	0.00	0.00	0.00	0.00	0.00
2410 VOLLEYBALL CLUB	0.00	0.00	0.00	0.00	0.00
2430 BOOK CLUB	0.00	0.00	0.00	0.00	0.00
2440 SCRAPBOOK CLUB	0.00	0.00	0.00	0.00	0.00
2442 FCS CLUB	147.00	0.00	0.00	0.00	147.00
2450 ARTS & CRAFTS CLUB	0.00	0.00	0.00	0.00	0.00
2460 PHOTOGRAPHY CLUB	0.00	0.00	0.00	0.00	0.00
2470 SPIRIT CLUB	0.00	0.00	0.00	0.00	0.00
2500 MUSIC CLUB	2,608.00	0.00	0.00	0.00	2,608.00
2501 BAND CLUB	2,044.00	0.00	0.00	0.00	2,044.00
2544 JUMP START	605.00	0.00	0.00	0.00	605.00
R CLUB FEES Totals:	11,539.00	0.00	0.00	0.00	11,539.00
S ATHLETIC FEES					
3205 ATHLETICS	9,997.00	0.00	0.00	0.00	9,997.00
S ATHLETIC FEES Totals:	9,997.00	0.00	0.00	0.00	9,997.00
Report Totals:	73,463.38	47.36	0.00	0.00	73,510.74

Current Cash Balance Report

ALL Data

Date: 07/01/2008 thru 07/31/2008

53
Arranged by:

Group ID and Activity Number

Activity Number and Name	Beginning Cash	Receipts	Disbursements	Adjustments	Cash Balance
A GENERAL FUND					
100 General Fund	5,989.14	0.00	32.09	0.00	5,957.05
110 Student Vending	3,579.84	0.00	0.00	0.00	3,579.84
115 Staff Vending	1,059.15	0.00	68.39	0.00	990.76
120 Staff Contests	7.88	0.00	0.00	0.00	7.88
A GENERAL FUND Totals:	10,636.01	0.00	100.48	0.00	10,535.53
D SCHOOL CUSTODIAL ACCOUNTS					
400 Library	505.47	0.00	0.00	0.00	505.47
405 FCS - Family Consumer Science	129.32	0.00	0.00	0.00	129.32
410 Field Trips	-6,121.74	0.00	0.00	0.00	-6,121.74
415 Hospitality	12.33	0.00	0.00	0.00	12.33
420 IT LAB - Industrial Technology	412.88	0.00	1,470.65	0.00	-1,057.77
425 Art	5.00	0.00	0.00	0.00	5.00
430 Spirit Wear	676.08	0.00	0.00	0.00	676.08
435 Book Fines	1,521.57	0.00	0.00	0.00	1,521.57
440 Bleacher Fund	3,743.40	0.00	0.00	0.00	3,743.40
445 Book Store	-146.65	0.00	0.00	0.00	-146.65
450 PE Shirts	565.30	0.00	0.00	0.00	565.30
455 Jump Start Camp	1,044.44	0.00	82.50	0.00	961.94
460 Lunch and Learn	-113.10	0.00	0.00	0.00	-113.10
465 Guidance Activities	177.06	0.00	0.00	0.00	177.06
470 FRPLS	0.00	0.00	0.00	0.00	0.00
D SCHOOL CUSTODIAL ACCOUNTS Totals:	2,411.36	0.00	1,553.15	0.00	858.21
E PROGRAMS					
500 B.A.S.E.	-12,340.98	0.00	0.00	0.00	-12,340.98
E PROGRAMS Totals:	-12,340.98	0.00	0.00	0.00	-12,340.98
F ATHLETICS and ACTIVITIES					
600 Athletics Program	-8,984.23	0.00	0.00	0.00	-8,984.23
605 Clubs and Activities	22.20	0.00	0.00	0.00	22.20
610 Student Council	2,338.90	0.00	0.00	0.00	2,338.90
615 Youth to Youth	-1,686.29	0.00	0.00	0.00	-1,686.29
620 Emissary / Peer Mediation / Tutor	-18.87	0.00	0.00	0.00	-18.87
625 FCS Club	-55.24	0.00	0.00	0.00	-55.24
630 Swing Choir Club	-1,615.67	0.00	0.00	0.00	-1,615.67
635 Environmental Club	242.09	0.00	0.00	0.00	242.09
640 Yearbook	4,411.81	0.00	0.00	0.00	4,411.81
645 Art Club	28.43	0.00	0.00	0.00	28.43
650 HAL	-616.94	0.00	0.00	0.00	-616.94
655 Dance Club	3.71	0.00	0.00	0.00	3.71
660 Jazz Band	6.29	0.00	0.00	0.00	6.29
665 Drama Club	0.00	0.00	0.00	0.00	0.00
670 Cross Country Club	12.97	0.00	0.00	0.00	12.97
675 Solo and Ensemble Contest	602.52	0.00	0.00	0.00	602.52
680 Future Educators Club	16.67	0.00	0.00	0.00	16.67
685 Debate Club	-0.10	0.00	0.00	0.00	-0.10
690 Science Club	-52.57	0.00	0.00	0.00	-52.57
F ATHLETICS and ACTIVITIES Totals:	-5,344.32	0.00	0.00	0.00	-5,344.32
G INVESTMENTS					
700 Savings	0.00	0.00	0.00	0.00	0.00
705 Checking Interest	1,239.84	22.79	0.00	0.00	1,262.63
710 Interest on Savings	0.00	0.00	0.00	0.00	0.00
G INVESTMENTS Totals:	1,239.84	22.79	0.00	0.00	1,262.63

Rhonda Heidebrand 8-26-08

John South

Current Cash Balance Report

ALL Data

Date: 07/01/2008 thru 07/31/2008

54
Arranged by:

Group ID and Activity Number

Activity Number and Name	Beginning Cash	Receipts	Disbursements	Adjustments	Cash Balance
Q FIELD TRIP FEES					
1000 Field Trips	6,695.65	0.00	0.00	0.00	6,695.65
Q FIELD TRIP FEES Totals:	6,695.65	0.00	0.00	0.00	6,695.65
R CLUB FEES					
2455 Jump Start Camp	0.00	630.00	0.00	0.00	630.00
2610 Student Council	0.00	0.00	0.00	0.00	0.00
2615 Youth-to-Youth	1,718.00	0.00	0.00	0.00	1,718.00
2625 FCS Club	205.00	0.00	0.00	0.00	205.00
2630 Swing Choir	1,461.73	0.00	0.00	0.00	1,461.73
2635 Environmental Club	93.31	0.00	0.00	0.00	93.31
2645 Art Club	0.00	0.00	0.00	0.00	0.00
2650 HAL	648.00	0.00	0.00	0.00	648.00
2655 Dance Club	0.00	0.00	0.00	0.00	0.00
2665 Drama Club	0.00	0.00	0.00	0.00	0.00
2670 Cross Country Club	0.00	0.00	0.00	0.00	0.00
2690 Science Club Fees	45.00	0.00	0.00	0.00	45.00
R CLUB FEES Totals:	4,171.04	630.00	0.00	0.00	4,801.04
S ATHLETIC FEES					
3000 Athletics	15,257.00	0.00	0.00	0.00	15,257.00
S ATHLETIC FEES Totals:	15,257.00	0.00	0.00	0.00	15,257.00
T PROGRAM FEES					
4500 B.A.S.E. FEES	12,913.48	0.00	0.00	0.00	12,913.48
T PROGRAM FEES Totals:	12,913.48	0.00	0.00	0.00	12,913.48
Report Totals:	35,639.08	652.79	1,653.63	0.00	34,638.24

Current Cash Balance Report

55

Arranged by:

ALL Data

Group ID and Activity Number

Date: 07/01/2007 thru 07/31/2008

Activity Number and Name	Beginning Cash	Receipts	Disbursements	Adjustments	Cash Balance
A GENERAL FUNDS					
100 VENDING MACHINES	10,014.36	12,750.00	0.00	-15,764.36	7,000.00
105 STAFF VENDING MACHINES	16.82	0.00	1,300.82	1,284.00	0.00
110 GENERAL	-7,850.99	23,582.71	32,388.07	16,756.35	100.00
120 PENCIL FUND (SCHOOL IMPROV.)	740.25	924.50	1,257.72	0.00	407.03
150 INTEREST EARNED CHECKING	2,438.17	0.00	212.73	-829.92	1,395.52
170 INTEREST EARNED SAVINGS	11,524.23	2,202.46	0.00	-927.14	12,799.55
180 BUILDING IMPROVEMENTS FUND	0.00	0.00	2,352.18	1,757.06	-595.12
190 PAYBAC FUND	113.56	267.10	213.50	0.00	167.16
A GENERAL FUNDS Totals:	16,996.40	39,726.77	37,725.02	2,275.99	21,274.14
B ATHLETICS					
200 ATHLETICS PROGRAM	-9,150.77	1,748.00	13,614.38	13,160.13	-7,857.02
B ATHLETICS Totals:	-9,150.77	1,748.00	13,614.38	13,160.13	-7,857.02
C ACADEMIC CLUBS					
305 ART CLUB	-140.49	0.00	138.80	230.00	-49.29
310 YEARBOOKS	6,616.56	7,872.35	15,114.05	0.00	-625.14
315 BOWLING CLUB	-1,892.94	0.00	700.00	1,995.00	-597.94
320 FAMILY CONSUMER SCIENCE CLUB	-142.65	5.00	166.82	144.00	-160.47
330 DRAMA	91.83	518.52	563.68	0.00	46.67
340 DO NOT USE	0.00	0.00	0.00	0.00	0.00
350 SKI CLUB	-2,266.00	0.00	2,335.20	2,266.00	-2,335.20
C ACADEMIC CLUBS Totals:	2,266.31	8,395.87	19,018.55	4,635.00	-3,721.37
D CLUBS AND ORGANIZATIONS					
400 STUDENT COUNCIL	2,570.52	12,528.94	10,310.05	-562.60	4,226.81
425 SPARKS	-1,649.37	145.66	1,180.78	1,680.00	-1,004.49
D CLUBS AND ORGANIZATIONS Totals:	921.15	12,674.60	11,490.83	1,117.40	3,222.32
E SCHOOL CUSTODIAL ACCOUNTS					
500 BAND	-26.37	0.00	307.69	229.00	-105.06
501 DO NOT USE	0.00	0.00	0.00	0.00	0.00
502 HOSPITALITY	98.10	1,507.50	1,427.23	-160.49	17.88
503 TREE FUND	367.03	586.91	980.00	562.60	536.54
504 ROTARY ACTIVITY FUND	215.65	0.00	29.88	0.00	185.77
505 FINES	4,131.72	1,504.35	1,563.35	-60.63	4,012.09
506 MONTESSORI (6TH)	-194.19	5.25	232.46	290.00	-131.40
508 MONTESSORI 7/8	-15,320.72	136.00	14,053.48	15,184.72	-14,053.48
509 FUNDRAISER '02-'03 (SCHOLARSHIPS,	0.00	0.00	0.00	0.00	0.00
510 FIELD TRIPS	-1,651.00	0.00	2,968.48	1,890.00	-2,729.48
511 NEW TEACHER FUND	340.17	265.52	344.23	0.00	261.46
512 PALS	88.40	0.00	0.00	0.00	88.40
513 MONTESSORI SUPPORT FUND	8,195.83	5,154.24	0.00	-7,156.72	6,193.35
514 LACEY LEGACY FUND	91.44	0.00	0.00	0.00	91.44
515 ASSIGNMENT NOTEBOOKS	882.65	145.00	28.50	0.00	999.15
516 6A SUPPORT FUND	303.40	0.00	568.23	275.40	10.57
517 6B SUPPORT FUND	334.34	0.00	529.72	237.13	41.75
518 7A SUPPORT FUND	3.16	0.00	1,925.97	569.17	-1,353.64
519 7B SUPPORT FUND	239.79	0.00	1,801.79	348.34	-1,213.66
520 LIBRARY	1,527.75	5,436.50	6,938.91	60.63	85.97
521 7C SUPPORT FUND	187.75	0.00	0.00	-187.75	0.00
522 8A SUPPORT FUND	1,001.06	33.50	567.07	-467.49	0.00
523 8B SUPPORT FUND	1,104.32	33.50	448.33	-570.77	118.72
524 DO NOT USE	0.00	0.00	0.00	0.00	0.00
525 M.S. ALTERNATIVE PROGRAM	442.98	559.16	1,131.69	309.00	179.45

Current Cash Balance Report

ALL Data

Date: 07/01/2007 thru 07/31/2008

Group ID and Activity Number

Activity Number and Name	Beginning Cash	Receipts	Disbursements	Adjustments	Cash Balance
526 DO NOT USE	1,852.46	0.00	1,852.46	0.00	0.00
527 FUNDRAISER '05-'06	0.00	0.00	0.00	0.00	0.00
528 H.A.L. TRIPS	-1,103.64	200.00	1,797.31	1,107.64	-1,593.31
529 MENTORING HOMEROOMS FUND	0.00	254.20	190.14	20.00	84.06
530 FUNDRAISER '06-'07	4,233.59	7.60	4,330.32	89.13	0.00
531 "GOOD FRIENDS" FUND	0.00	0.00	170.67	300.00	129.33
532 "APPLE TREE" DONATIONS	0.00	224.00	0.00	0.00	224.00
533 BACKPACK PROGRAM	0.00	80.00	72.43	0.00	7.57
534 ASSET SUMMIT	0.00	976.50	985.75	0.00	-9.25
535 VOCAL MUSIC	-747.37	0.00	114.50	666.50	-195.37
536 READING LOUNGE	0.00	92.00	0.00	0.00	92.00
540 FUNDRAISER 98-99, LIBRARY	39.12	0.00	0.00	0.00	39.12
545 ORCHESTRA	-2,480.14	0.00	340.00	2,496.00	-324.14
550 SUMMER SCHOOL	0.00	0.00	0.00	0.00	0.00
555 FUNDRAISER '07-'08	0.00	17,985.16	14,868.09	-320.00	2,797.07
560 PHYSICAL EDUCATION	266.91	0.00	0.00	0.00	266.91
565 DO NOT USE	0.00	0.00	0.00	0.00	0.00
570 CYCLONE PARENT DONATIONS	500.00	2,220.74	1,956.18	0.00	764.56
575 ART FEES	270.61	0.00	0.00	0.00	270.61
580 SEWING (HAAN CRAFT KITS)	121.19	9.00	87.50	47.00	89.69
585 ENVIRONMENTAL EDUCATION	26.25	36.00	0.00	-62.25	0.00
586 7TH GR. ENRICHMENT	50.50	556.75	605.52	62.25	63.98
587 CARTRIDGES FOR KIDS	143.50	12.60	0.00	0.00	156.10
590 TECHNOLOGY EDUCATION	1,334.57	515.50	618.74	12.00	1,243.33
595 FUNDRAISER '01-'02 (COMMONS, CAMPUS, SIGN,	0.00	0.00	0.00	0.00	0.00
E SCHOOL CUSTODIAL ACCOUNTS Totals:	6,870.81	38,537.48	63,836.62	15,770.41	-2,657.92
F DISTRICT CUSTODIAL ACCOUNTS					
620 CONFERENCE ACCOUNT	1,028.93	0.00	0.00	-1,028.93	0.00
F DISTRICT CUSTODIAL ACCOUNTS Totals:	1,028.93	0.00	0.00	-1,028.93	0.00
G INVESTMENTS					
700 SAVINGS	-37,398.19	10,341.55	2,202.46	0.00	-29,259.10
710 INTEREST ON SAVINGS	0.00	0.00	0.00	0.00	0.00
G INVESTMENTS Totals:	-37,398.19	10,341.55	2,202.46	0.00	-29,259.10
Q FIELD TRIP FEES					
1005 6A FIELD TRIPS	0.00	808.00	0.00	0.00	808.00
1010 6B FIELD TRIPS	0.00	728.00	0.00	0.00	728.00
1030 7A FIELD TRIPS	0.00	1,457.00	0.00	0.00	1,457.00
1035 7B FIELD TRIPS	0.00	920.00	0.00	1,442.00	2,362.00
1045 7TH GRADE FIELD TRIPS	0.00	0.00	0.00	0.00	0.00
1050 8A FIELD TRIPS	0.00	1,442.00	0.00	-1,442.00	0.00
1055 8B FIELD TRIPS	0.00	0.00	0.00	0.00	0.00
1065 8TH GRADE FIELD TRIPS	886.00	5.00	0.00	-891.00	0.00
1075 FRENCH FIELD TRIPS	1,065.00	15.00	0.00	-1,080.00	0.00
1080 GERMAN FIELD TRIPS	270.00	330.00	0.00	-270.00	330.00
1085 SPANISH FIELD TRIPS	429.00	0.00	0.00	-429.00	0.00
1506 MONTESSORI (6) FIELD TRIPS	290.00	150.00	0.00	-290.00	150.00
1508 MONTESSORI (7,8) FIELD TRIPS	8,028.00	10,485.00	0.00	-8,028.00	10,485.00
1525 MSAP FIELD TRIPS	250.00	198.00	0.00	-250.00	198.00
1528 H.A.L. FIELD TRIPS	1,056.00	1,262.00	0.00	-1,051.00	1,267.00
Q FIELD TRIP FEES Totals:	12,274.00	17,800.00	0.00	-12,289.00	17,785.00

Current Cash Balance Report

Date: 07/01/2007 thru 07/31/2008

Activity Number and Name	Beginning Cash	Receipts	Disbursements	Adjustments	Cash Balance
R CLUB FEES					
2305 ART CLUB	230.00	124.93	0.00	-230.00	124.93
2315 BOWLING CLUB	1,990.00	790.00	0.00	-1,990.00	790.00
2320 FAMILY CONSUMER SCIENCE CLUB	144.00	145.00	0.00	-144.00	145.00
2330 DRAMA CLUB	0.00	48.00	0.00	0.00	48.00
2350 SKI CLUB	2,249.00	2,381.00	0.00	-2,249.00	2,381.00
2400 STUDENT COUNCIL	0.00	135.00	0.00	0.00	135.00
2425 YOUTH TO YOUTH CLUB	1,680.00	870.00	0.00	-1,680.00	870.00
2500 BAND	229.00	110.00	0.00	-229.00	110.00
2535 VOCAL MUSIC	633.50	500.50	0.00	-666.50	467.50
2545 ORCHESTRA	2,496.00	375.00	0.00	-2,496.00	375.00
2550 DO NOT USE	134.75	0.00	0.00	-134.75	0.00
2600 MUSIC SHIRTS	1,676.75	1,417.50	0.00	-1,676.75	1,417.50
R CLUB FEES Totals:	11,463.00	6,896.93	0.00	-11,496.00	6,863.93
S ATHLETICS FEES					
3200 ATHLETICS	12,145.00	12,482.00	0.00	-12,145.00	12,482.00
S ATHLETICS FEES Totals:	12,145.00	12,482.00	0.00	-12,145.00	12,482.00
Report Totals:	17,416.64	148,603.20	147,887.86	0.00	18,131.98

Submitted by Michelle Kraft

Approved by Beth Fine Date 8-14-08

ALL Data

Current Cash Balance Report

Date: 07/01/2008 thru 07/31/2008

58
Arranged by:
Group ID and Activity Number

Activity Number and Name	Beginning Cash	Receipts	Disbursements	Adjustments	Cash Balance
A GENERAL FUNDS					
100 VENDING	23,311.33	0.00	92.39	0.00	23,218.94
105 STAFF VENDING	1,878.86	0.00	734.51	0.00	1,144.35
110 GENERAL FUND	3,949.44	118.00	0.00	0.00	4,067.44
112 PAYBAC	5,395.13	0.00	0.00	0.00	5,395.13
115 KIEWIT T-SHIRT-SALES/PROJECTS	19,643.40	0.00	0.00	0.00	19,643.40
116 CLASS/ACTIVITY T-SHIRTS	102.51	0.00	0.00	0.00	102.51
117 BOOK ORDERS	10.60	0.00	0.00	0.00	10.60
119 SITE IMPROVEMENT	43,858.04	0.00	0.00	0.00	43,858.04
120 SCHOOL IMPROVEMENT TEAM	2,216.00	0.00	0.00	0.00	2,216.00
125 FUNDRAISER	14,636.01	0.00	2,533.25	0.00	12,102.76
130 BUS	2,175.57	0.00	0.00	0.00	2,175.57
140 RETIREMENT	942.25	0.00	0.00	0.00	942.25
150 PARENT/TEACHER RESOURCE LIB	595.53	0.00	0.00	0.00	595.53
155 TECHNOLOGY	0.00	0.00	0.00	0.00	0.00
165 ROTARY	621.91	0.00	0.00	0.00	621.91
167 KCC FUNDRAISER	7,000.00	0.00	336.95	0.00	6,663.05
170 SCHOLARSHIP	3,286.06	0.00	0.00	0.00	3,286.06
180 SPECIAL PROJECTS	1,905.78	0.00	0.00	0.00	1,905.78
185 LEARNING CENTER	930.13	0.00	0.00	0.00	930.13
190 STAFF DEVELOPMENT	2,180.79	0.00	142.00	0.00	2,038.79
195 STUDENT ACTIVITIES	2,021.94	0.00	0.00	0.00	2,021.94
196 PARENTS FOR TEACHER APPRECIATION	0.00	0.00	0.00	0.00	0.00
197 VOCAL MUSIC	0.00	0.00	0.00	0.00	0.00
198 KETV GRANT/LAURA THOREEN	61.25	0.00	0.00	0.00	61.25
199 RITONYA-ANNE PAGE	360.53	0.00	0.00	0.00	360.53
A GENERAL FUNDS Totals:	137,083.06	118.00	3,839.10	0.00	133,361.96
B ATHLETICS					
200 ATHLETICS	-5,694.07	0.00	9,212.22	0.00	-14,906.29
205 SUMMER BB CAMP	-3,538.53	0.00	0.00	0.00	-3,538.53
210 MULTI-PURPOSE PROJECT	0.00	0.00	0.00	0.00	0.00
B ATHLETICS Totals:	-9,232.60	0.00	9,212.22	0.00	-18,444.82
C ACADEMIC CLUBS					
300 INTERNATIONAL CLUB	0.00	0.00	0.00	0.00	0.00
305 VOLUNTEER CLUB	4,443.71	0.00	0.00	0.00	4,443.71
310 YEARBOOK	27,185.69	25.00	0.00	0.00	27,210.69
315 DRAMA CLUB	3,291.64	0.00	0.00	0.00	3,291.64
320 YOUTH-TO-YOUTH	1,665.36	0.00	0.00	0.00	1,665.36
325 STUDENT COUNCIL	549.53	0.00	0.00	0.00	549.53
330 SCIENCE CLUB	0.00	0.00	0.00	0.00	0.00
335 ART CLUB	-148.42	0.00	0.00	0.00	-148.42
355 SPEECH CLUB	-729.00	0.00	0.00	0.00	-729.00
360 DESTINATION IMAGINATION CLUB	0.00	0.00	0.00	0.00	0.00
C ACADEMIC CLUBS Totals:	36,258.51	25.00	0.00	0.00	36,283.51
D CLUBS AND ORGANIZATIONS					
420 SNACK AND STITCH	-80.61	0.00	0.00	0.00	-80.61
D CLUBS AND ORGANIZATIONS Totals:	-80.61	0.00	0.00	0.00	-80.61
E SCHOOL CUSTODIAL ACCOUNTS					
520 SOCIAL/HOSPITALITY	2,160.04	0.00	0.00	0.00	2,160.04
530 PE/LOCK	2,949.52	0.00	0.00	0.00	2,949.52
540 HOME ARTS	211.79	0.00	0.00	0.00	211.79
550 INDUSTRIAL ARTS	10,577.48	0.00	0.00	0.00	10,577.48

ALL Data

Current Cash Balance Report

Arranged by: ⁵⁹

Date: 07/01/2008 thru 07/31/2008

Group ID and Activity Number

Activity Number and Name	Beginning Cash	Receipts	Disbursements	Adjustments	Cash Balance
560 ART CLASS	0.00	0.00	0.00	0.00	0.00
580 LIBRARY	2,023.00	0.00	201.76	0.00	1,821.24
581 6A FIELD TRIP	-1,000.00	0.00	0.00	0.00	-1,000.00
582 6B FIELD TRIP	-1,090.00	0.00	0.00	0.00	-1,090.00
583 6C FIELD TRIP	-645.50	0.00	0.00	0.00	-645.50
584 7A FIELD TRIP	-851.38	0.00	0.00	0.00	-851.38
585 7B FIELD TRIP	-858.38	0.00	0.00	0.00	-858.38
586 7C FIELD TRIP	-395.38	0.00	0.00	0.00	-395.38
587 8A FIELD TRIP	0.00	0.00	0.00	0.00	0.00
588 8B FIELD TRIP	-858.28	0.00	0.00	0.00	-858.28
589 8C FIELD TRIP	-170.79	0.00	0.00	0.00	-170.79
590 FRENCH FIELD TRIP	0.00	0.00	0.00	0.00	0.00
591 GERMAN FIELD TRIP	0.00	0.00	0.00	0.00	0.00
592 SPANISH FIELD TRIP	0.00	0.00	0.00	0.00	0.00
593 HAL FIELD TRIPS	-1,563.44	0.00	135.00	0.00	-1,698.44
594 AFTER SCHOOL PROGRAM	-29,814.35	0.00	146.31	0.00	-29,960.66
595 SUMMER SCHOOL PROGRAM	0.00	0.00	283.11	0.00	-283.11
596 BAND FIELD TRIPS	0.00	0.00	0.00	0.00	0.00
597 BAND ACTIVITIES	0.00	0.00	0.00	0.00	0.00
E SCHOOL CUSTODIAL ACCOUNTS Totals:	-19,325.67	0.00	766.18	0.00	-20,091.85
F DISTRICT CUSTODIAL ACCOUNTS					
620 CONVENTION	0.00	0.00	0.00	0.00	0.00
F DISTRICT CUSTODIAL ACCOUNTS Totals:	0.00	0.00	0.00	0.00	0.00
G INVESTMENTS					
700 SAVINGS	-82,699.65	0.00	0.00	0.00	-82,699.65
710 INTEREST ON SAVINGS	55,035.15	0.00	0.00	0.00	55,035.15
G INVESTMENTS Totals:	-27,664.50	0.00	0.00	0.00	-27,664.50
Q FIELD TRIP FEES					
1581 6A FIELD TRIP	1,000.00	0.00	0.00	0.00	1,000.00
1582 6B FIELD TRIPS	1,090.00	0.00	0.00	0.00	1,090.00
1583 6C FIELD TRIPS	620.00	0.00	0.00	0.00	620.00
1584 7A FIELD TRIPS	861.00	0.00	0.00	0.00	861.00
1585 7B FIELD TRIPS	868.00	0.00	0.00	0.00	868.00
1586 7C FIELD TRIPS	405.00	0.00	0.00	0.00	405.00
1587 8A FIELD TRIPS	0.00	0.00	0.00	0.00	0.00
1588 8B FIELD TRIPS	872.00	0.00	0.00	0.00	872.00
1589 8C FIELD TRIPS	171.00	0.00	0.00	0.00	171.00
1590 FRENCH FIELD TRIPS	0.00	0.00	0.00	0.00	0.00
1591 GERMAN FIELD TRIPS	0.00	0.00	0.00	0.00	0.00
1592 SPANISH FIELD TRIPS	0.00	0.00	0.00	0.00	0.00
1593 HAL FIELD TRIPS	1,712.30	0.00	0.00	0.00	1,712.30
1596 BAND FIELD TRIPS	0.00	0.00	0.00	0.00	0.00
Q FIELD TRIP FEES Totals:	7,599.30	0.00	0.00	0.00	7,599.30
R CLUB FEES					
2320 YOUTH TO YOUTH CLUB	0.00	0.00	0.00	0.00	0.00
2335 ART CLUB	195.00	0.00	0.00	0.00	195.00
2350 CHESS CLUB	0.00	0.00	0.00	0.00	0.00
2355 SPEECH CLUB	535.50	0.00	0.00	0.00	535.50
2360 DESTINATION IMAGINATION CLUB	0.00	0.00	0.00	0.00	0.00
2420 SNACK AND STITCH CLUB	84.00	0.00	0.00	0.00	84.00
R CLUB FEES Totals:	814.50	0.00	0.00	0.00	814.50

ALL Data

Current Cash Balance Report

60 Arranged by:

Date: 07/01/2008 thru 07/31/2008

Group ID and Activity Number

Activity Number and Name	Beginning Cash	Receipts	Disbursements	Adjustments	Cash Balance
S ATHLETIC FEES					
3200 ATHLETICS	22,060.00	0.00	0.00	0.00	22,060.00
3205 SUMMER BB CAMP	3,775.00	0.00	0.00	0.00	3,775.00
S ATHLETIC FEES Totals:	<u>25,835.00</u>	<u>0.00</u>	<u>0.00</u>	<u>0.00</u>	<u>25,835.00</u>
T AFTER SCHOOL PROGRAM FEES					
6594 AFTER SCHOOL PROGRAM	29,961.00	0.00	0.00	0.00	29,961.00
6595 AFTER SCHOOL/SUMMER SCHOOL	1,455.00	90.00	0.00	0.00	1,545.00
T AFTER SCHOOL PROGRAM FEES Totals:	<u>31,416.00</u>	<u>90.00</u>	<u>0.00</u>	<u>0.00</u>	<u>31,506.00</u>
Report Totals:	<u>182,702.99</u>	<u>233.00</u>	<u>13,817.50</u>	<u>0.00</u>	<u>169,118.49</u>

Jessie Schuyler
Lori Jan

9/4/08

Current Cash Balance Report

Date: 07/01/2008 thru 07/31/2008

Group ID and Activity Number

Activity Number and Name	Beginning Cash	Receipts	Disbursements	Adjustments	Cash Balance
A GENERAL FUNDS					
100 Vending (Student)	13,128.97	0.00	0.00	0.00	13,128.97
101 Vending (Pens & Pencils)	525.86	0.00	0.00	0.00	525.86
102 VENDING (CANDY)	0.00	0.00	0.00	0.00	0.00
103 VENDING (ICE CREAM)	0.00	0.00	0.00	0.00	0.00
104 Vending (Staff)	557.54	0.00	0.00	0.00	557.54
110 General	2,530.13	21.01	0.00	0.00	2,551.14
115 Stalaker Book Orders	0.00	0.00	0.00	0.00	0.00
120 Charvat Book Orders	0.00	0.00	0.00	0.00	0.00
125 Maust Book Orders	0.45	0.00	0.00	0.00	0.45
126 Brablec Book Orders	0.00	0.00	0.00	0.00	0.00
127 Bunnell Book Orders	0.00	0.00	0.00	0.00	0.00
128 Butler Book Orders	0.00	0.00	0.00	0.00	0.00
130 MEF Scholarship	30.33	0.00	0.00	0.00	30.33
135 Hospitality/Courtesy Fund	265.71	0.00	0.00	0.00	265.71
140 Not Used	0.00	0.00	0.00	0.00	0.00
145 Not Used	0.00	0.00	0.00	0.00	0.00
150 Not Used	0.00	0.00	0.00	0.00	0.00
A GENERAL FUNDS Totals:	17,038.99	21.01	0.00	0.00	17,060.00
B ATHLETICS					
200 Athletics	0.00	0.00	0.00	0.00	0.00
210 Football	-1,641.94	0.00	0.00	0.00	-1,641.94
220 Basketball	-1,139.31	0.00	0.00	0.00	-1,139.31
230 Volleyball	-521.28	0.00	0.00	0.00	-521.28
240 Wrestling	-904.60	0.00	0.00	0.00	-904.60
250 CROSS COUNTRY	0.00	0.00	0.00	0.00	0.00
260 Track & Field	-2,737.02	0.00	0.00	0.00	-2,737.02
B ATHLETICS Totals:	-6,944.15	0.00	0.00	0.00	-6,944.15
C ACADEMIC CLUBS					
300 Annual	3,533.95	0.00	0.00	0.00	3,533.95
305 Art Club	-22.31	0.00	0.00	0.00	-22.31
306 Chess Club	-405.00	0.00	0.00	0.00	-405.00
310 Drama Club	-5,015.80	0.00	0.00	0.00	-5,015.80
313 Walking Club	0.00	0.00	0.00	0.00	0.00
315 Youth to Youth Club	-74.54	0.00	0.00	0.00	-74.54
317 FRENCH CLUB	0.00	0.00	0.00	0.00	0.00
318 MUSTANG MENTORS	-84.99	0.00	0.00	0.00	-84.99
320 SCIENCE CLUB	0.00	0.00	0.00	0.00	0.00
321 Scrapbook Club	33.98	0.00	0.00	0.00	33.98
325 SKI CLUB	0.00	0.00	0.00	0.00	0.00
330 Cross Country Club	-107.75	0.00	0.00	0.00	-107.75
335 VOLUNTEER CLUB	74.12	0.00	0.00	0.00	74.12
340 SPED CAMPING TRIP	0.00	0.00	0.00	0.00	0.00
345 Robotics & Engineering Club	-403.81	0.00	0.00	0.00	-403.81
350 Forensics	-1,064.00	0.00	0.00	0.00	-1,064.00
C ACADEMIC CLUBS Totals:	-3,536.15	0.00	0.00	0.00	-3,536.15
D CLUBS AND ORGANIZATIONS					
400 Student Council	575.47	0.00	0.00	0.00	575.47
450 Mustang Scholar Retreat	-29,675.40	0.00	0.00	0.00	-29,675.40
D CLUBS AND ORGANIZATIONS Totals:	-29,099.93	0.00	0.00	0.00	-29,099.93

Current Cash Balance Report

Date: 07/01/2008 thru 07/31/2008

Group ID and Activity Number

Activity Number and Name	Beginning Cash	Receipts	Disbursements	Adjustments	Cash Balance
E SCHOOL CUSTODIAL ACCOUNTS					
500 Art Projects	186.42	0.00	0.00	0.00	186.42
501 Band Contest/Clinic	-184.50	0.00	0.00	0.00	-184.50
502 Swing Choir	-504.42	0.00	0.00	0.00	-504.42
503 Honor Choir	-44.55	0.00	0.00	0.00	-44.55
504 Jazz Band	-145.75	0.00	0.00	0.00	-145.75
505 NOT USED	0.00	0.00	0.00	0.00	0.00
506 6A Field Trips	0.00	0.00	0.00	0.00	0.00
507 6B Field Trips	0.00	0.00	0.00	0.00	0.00
508 7A Field Trips	-281.14	0.00	0.00	0.00	-281.14
509 7B Field Trips	-411.35	0.00	0.00	0.00	-411.35
510 8A Field Trips	0.00	0.00	0.00	0.00	0.00
511 8B Field Trips	0.00	0.00	0.00	0.00	0.00
512 Foreign Language Trip	-50.00	0.00	0.00	0.00	-50.00
513 Orchestra Contest/Clinic	-107.00	0.00	0.00	0.00	-107.00
515 Fund Raising	24,422.01	0.00	0.00	0.00	24,422.01
520 GYM SUITS	29.30	0.00	0.00	0.00	29.30
525 Home Ec Projects	3.98	0.00	0.00	0.00	3.98
526 Honors Band	-83.70	0.00	0.00	0.00	-83.70
527 HAL Field Trips	-1,143.75	0.00	0.00	0.00	-1,143.75
530 Industrial Tech Projects	6,917.71	0.00	0.00	0.00	6,917.71
535 Instrument Rental	-1,652.50	0.00	0.00	0.00	-1,652.50
545 Library Activities	1,547.41	0.00	0.00	0.00	1,547.41
550 LOCK	45.00	0.00	0.00	0.00	45.00
552 MATH/SCI SAT SCHOOL	0.00	0.00	0.00	0.00	0.00
555 Outdoor Education	-11,189.27	0.00	0.00	0.00	-11,189.27
560 SITE BASE PLAN	0.00	0.00	0.00	0.00	0.00
570 Jump Start	-498.26	0.00	0.00	0.00	-498.26
E SCHOOL CUSTODIAL ACCOUNTS Totals:	16,855.64	0.00	0.00	0.00	16,855.64
F DISTRICT CUSTODIAL ACCOUNTS					
600 NOT USED	0.00	0.00	0.00	0.00	0.00
620 NOT USED	0.00	0.00	0.00	0.00	0.00
F DISTRICT CUSTODIAL ACCOUNTS Totals:	0.00	0.00	0.00	0.00	0.00
G INVESTMENTS					
700 Investments	-32,359.65	0.00	0.00	0.00	-32,359.65
710 Interest from Savings	3,552.39	0.00	0.00	0.00	3,552.39
G INVESTMENTS Totals:	-28,807.26	0.00	0.00	0.00	-28,807.26
Q FIELD TRIP FEES					
1340 RESOURCE	0.00	0.00	0.00	0.00	0.00
1400 Student Council	0.00	0.00	0.00	0.00	0.00
1506 6A Field Trips	0.00	0.00	0.00	0.00	0.00
1507 6B Field Trips	0.00	0.00	0.00	0.00	0.00
1508 7A Field Trips	345.00	0.00	0.00	0.00	345.00
1509 7B Field Trips	423.00	0.00	0.00	0.00	423.00
1510 8A Field Trips	0.00	0.00	0.00	0.00	0.00
1511 8B Field Trips	0.00	0.00	0.00	0.00	0.00
1512 Foreign Language Trip	50.00	0.00	0.00	0.00	50.00
1527 HAL Field Trip	1,155.75	0.00	0.00	0.00	1,155.75
1555 Outdoor Education	10,125.00	0.00	0.00	0.00	10,125.00
1570 Jump Start	560.00	0.00	0.00	0.00	560.00
Q FIELD TRIP FEES Totals:	12,658.75	0.00	0.00	0.00	12,658.75

Current Cash Balance Report

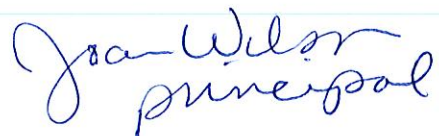

ALL Data

63
Arranged by:

Date: 07/01/2008 thru 07/31/2008

Group ID and Activity Number

Activity Number and Name	Beginning Cash	Receipts	Disbursements	Adjustments	Cash Balance
R CLUB FEES					
2305 Art Club	460.00	0.00	0.00	0.00	460.00
2306 Chess Club	251.10	0.00	0.00	0.00	251.10
2310 Drama Club	7,976.00	0.00	0.00	0.00	7,976.00
2313 WALKING CLUB	0.00	0.00	0.00	0.00	0.00
2315 Youth to Youth	491.00	0.00	0.00	0.00	491.00
2321 Scrapbook Club	0.00	0.00	0.00	0.00	0.00
2330 Cross Country Club	93.00	0.00	0.00	0.00	93.00
2345 Robotics & Engineering Club	350.00	0.00	0.00	0.00	350.00
2350 Forensics	1,079.00	0.00	0.00	0.00	1,079.00
2504 Jazz Band	0.00	0.00	0.00	0.00	0.00
2513 Orchestra Contest/Clinic	80.00	0.00	0.00	0.00	80.00
2526 Honors Band	60.00	0.00	0.00	0.00	60.00
2535 Instrument Rental	1,687.50	0.00	0.00	0.00	1,687.50
R CLUB FEES Totals:	12,527.60	0.00	0.00	0.00	12,527.60
S ATHLETIC FEES					
3010 Football	1,890.00	0.00	0.00	0.00	1,890.00
3020 Basketball	3,825.00	0.00	0.00	0.00	3,825.00
3030 Volleyball	1,650.00	0.00	0.00	0.00	1,650.00
3040 Wrestling	600.00	0.00	0.00	0.00	600.00
3060 Track & Field	3,597.00	0.00	0.00	0.00	3,597.00
S ATHLETIC FEES Totals:	11,562.00	0.00	0.00	0.00	11,562.00
T AFTER SCHOOL PROGRAM FEES					
4500 Mustang Scholar Retreat	29,711.00	0.00	0.00	0.00	29,711.00
T AFTER SCHOOL PROGRAM FEES Totals:	29,711.00	0.00	0.00	0.00	29,711.00
Report Totals:	31,966.49	21.01	0.00	0.00	31,987.50


 Joan Wilson
 principal

 Aubrey Bartholomew
 Bookkeeper

Current Cash Balance Report

ALL Data

Date: 07/01/2008 thru 07/31/2008

Arranged by:
Group ID and Activity Number

Activity Number and Name	Beginning Cash	Receipts	Disbursements	Adjustments	Cash Balance
A ACTIVITY GENERAL FUND					
100 Vending - Student	3,422.76	0.00	3,028.48	0.00	394.28
101 Coffee & Water Machines	-859.45	0.00	93.95	938.45	-14.95
102 Building Beautification	2,457.22	0.00	0.00	0.00	2,457.22
103 Vending machines-staff	2,427.77	0.00	0.00	-1,268.87	1,158.90
110 General	-136.55	0.00	100.12	500.00	263.33
150 Sweatshirt Sales	3,000.58	0.00	0.00	0.00	3,000.58
A ACTIVITY GENERAL FUND Totals:	10,312.33	0.00	3,222.55	169.58	7,259.36
B ATHLETICS/ACTIVITIES					
201 Athletics	-7,830.21	0.00	375.33	-1,255.00	-9,460.54
202 Athletics Assistance from Rotary	578.50	0.00	0.00	0.00	578.50
B ATHLETICS/ACTIVITIES Totals:	-7,251.71	0.00	375.33	-1,255.00	-8,882.04
C ACADEMIC CLUBS					
301 Yearbook	12,896.43	0.00	6.13	0.00	12,890.30
302 Swing/Girls' Choir	0.00	0.00	0.00	0.00	0.00
303 Jazz Band	0.00	0.00	0.00	0.00	0.00
C ACADEMIC CLUBS Totals:	12,896.43	0.00	6.13	0.00	12,890.30
D CLUBS AND ORGANIZATIONS					
401 Art Club	81.87	0.00	0.00	0.00	81.87
402 Chess Club	0.00	0.00	0.00	0.00	0.00
408 Science Club	0.00	0.00	0.00	0.00	0.00
409 Craft Club	0.00	0.00	0.00	0.00	0.00
410 Student Council	4,427.83	0.00	0.00	0.00	4,427.83
411 Youth to Youth	1,679.56	0.00	0.00	0.00	1,679.56
412 Writing Club	0.00	0.00	0.00	0.00	0.00
413 Wits Clash/Knowledge Masters	25.02	0.00	0.00	0.00	25.02
415 Photography Club	0.00	0.00	0.00	0.00	0.00
416 Literary Club	0.00	0.00	0.00	0.00	0.00
417 Summer Opportunities	0.00	0.00	0.00	0.00	0.00
420 Japanese Club	48.22	0.00	0.00	0.00	48.22
430 Sister Cities Club	-14.09	0.00	0.00	14.09	0.00
501 TASC	-11,588.27	0.00	3,360.58	0.00	-14,948.85
D CLUBS AND ORGANIZATIONS Totals:	-5,339.86	0.00	3,360.58	14.09	-8,686.35
E ADMIN CUSTODIAL ACCOUNTS					
601 Employee Hospitality	-330.42	0.00	0.00	330.42	0.00
603 Gym Fees	488.37	0.00	0.00	0.00	488.37
604 Art	136.46	0.00	0.00	0.00	136.46
605 Book Fines	11,622.58	0.00	0.00	0.00	11,622.58
606 Library	408.14	0.00	0.00	0.00	408.14
610 8th Grade Farewell	1,451.34	0.00	0.00	0.00	1,451.34
612 Peer Tutor/Learning Center	0.00	0.00	0.00	0.00	0.00
618 Counseling	-79.14	0.00	0.00	79.14	0.00
E ADMIN CUSTODIAL ACCOUNTS Totals:	13,697.33	0.00	0.00	409.56	14,106.89
F ACADEMIC CUSTODIAL ACCOUNTS					
701 HAL	568.21	4.85	0.00	0.00	573.06
702 Industrial Technology	707.60	0.00	0.00	0.00	707.60
703 Home Economics	577.01	0.00	0.00	0.00	577.01
704 TEAM 6A	225.60	0.00	0.00	-225.60	0.00
705 TEAM 6B	259.00	0.00	0.00	-259.00	0.00
706 TEAM 7A	183.23	0.00	0.00	-183.23	0.00
707 TEAM 7B	102.41	0.00	0.00	-102.41	0.00
708 TEAM 8A	168.34	0.00	0.00	-168.34	0.00
709 TEAM 8B	-95.20	0.00	0.00	95.20	0.00

Current Cash Balance Report

ALL Data

Date: 07/01/2008 thru 07/31/2008

Arranged by:
Group ID and Activity Number

Activity Number and Name	Beginning Cash	Receipts	Disbursements	Adjustments	Cash Balance
710 TEAM 7C	106.56	0.00	0.00	-106.56	0.00
711 TEAM 6C	164.81	0.00	0.00	-164.81	0.00
712 TEAM 8C	76.10	0.00	0.00	-76.10	0.00
713 Field Trips - balance from prior years	1,457.73	0.00	0.00	0.00	1,457.73
714 6th grade field trips/team days	-4,254.08	0.00	0.00	0.00	-4,254.08
715 7th grade field trips/team days	-730.81	0.00	0.00	0.00	-730.81
716 8th grade field trips/team days	-3,563.65	0.00	0.00	0.00	-3,563.65
717 Exploratory Teams	16.43	0.00	0.00	0.00	16.43
719 Music	-164.23	0.00	0.00	164.23	0.00
720 Orchestra	17.52	0.00	0.00	0.00	17.52
721 Band	0.00	0.00	0.00	0.00	0.00
722 Music field trips	1.00	0.00	0.00	0.00	1.00
723 Orchestra field trips	0.00	0.00	0.00	0.00	0.00
724 Band field trips	0.00	0.00	0.00	0.00	0.00
725 HAL Field trips	-200.00	0.00	0.00	0.00	-200.00
726 Foreign Language Field Trips	-129.00	0.00	0.00	0.00	-129.00
727 Youth to Youth Field Trips	0.00	0.00	0.00	0.00	0.00
728 Jump Start Program	0.00	0.00	10.00	0.00	-10.00
729 Summer School	0.00	0.00	0.00	0.00	0.00
F ACADEMIC CUSTODIAL ACCOUNTS Totals:	-4,505.42	4.85	10.00	-1,026.62	-5,537.19
H INVESTMENTS					
905 Interest on checking	2,412.91	43.86	0.00	0.00	2,456.77
H INVESTMENTS Totals:	2,412.91	43.86	0.00	0.00	2,456.77
I FUNDRAISERS					
1000 Parent Donations	0.00	0.00	0.00	0.00	0.00
1002 MAGAZINE SALES	1,117.38	0.00	0.00	433.39	1,550.77
1003 Entertainment Books	45.73	0.00	0.00	0.00	45.73
1004 J.C. Penney	0.00	0.00	0.00	0.00	0.00
1005 Target donation	479.14	0.00	0.00	0.00	479.14
1006 Donations	4,576.41	0.00	1,215.00	0.00	3,361.41
I FUNDRAISERS Totals:	6,218.66	0.00	1,215.00	433.39	5,437.05
Q Student Fees					
1205 6A field trips/team days	1,381.75	0.00	0.00	0.00	1,381.75
1210 6B Field trips/team day	1,182.75	0.00	0.00	0.00	1,182.75
1211 6C field trips/team days	1,312.00	0.00	0.00	0.00	1,312.00
1215 7A Field trips/team day	358.00	0.00	0.00	0.00	358.00
1220 7B Field trips/team day	222.00	0.00	0.00	0.00	222.00
1225 7C Field trips/team days	144.00	0.00	0.00	0.00	144.00
1230 8A Field trips/team days	1,605.00	0.00	0.00	0.00	1,605.00
1235 8B Field trip/team days	1,137.00	0.00	0.00	0.00	1,137.00
1240 8C Field trips/team days	690.00	0.00	0.00	0.00	690.00
1245 Foreign Language Field Trips	129.00	0.00	0.00	0.00	129.00
1246 Sister Cities Club Field Trips	0.00	0.00	0.00	0.00	0.00
1250 Vocal Music Field Trips	0.00	0.00	0.00	0.00	0.00
1255 Orchestra Field Trips	0.00	0.00	0.00	0.00	0.00
1260 HAL Field Trips	248.00	0.00	0.00	0.00	248.00
1265 Band Field Trips	0.00	0.00	0.00	0.00	0.00
1270 Journalism Field Trips	0.00	0.00	0.00	0.00	0.00
1275 Student Council Field Trips	0.00	0.00	0.00	0.00	0.00
1280 Jump Start	800.00	420.00	0.00	0.00	1,220.00
1281 Youth to Youth Field Trips	0.00	0.00	0.00	0.00	0.00
1285 Summer School	0.00	0.00	0.00	0.00	0.00
Q Student Fees Totals:	9,209.50	420.00	0.00	0.00	9,629.50


Current Cash Balance Report


ALL Data

Date: 07/01/2008 thru 07/31/2008

Arranged by:
Group ID and Activity Number

Activity Number and Name	Beginning Cash	Receipts	Disbursements	Adjustments	Cash Balance
R Clubs/Activities					
2401 Art Club	0.00	0.00	0.00	0.00	0.00
2402 Chess Club	0.00	0.00	0.00	0.00	0.00
2409 Craft Club Fees	0.00	0.00	0.00	0.00	0.00
2420 Japanese Club	0.00	0.00	0.00	0.00	0.00
R Clubs/Activities Totals:	0.00	0.00	0.00	0.00	0.00
S Athletic Fees					
3201 Athletics	11,802.00	0.00	0.00	1,255.00	13,057.00
S Athletic Fees Totals:	11,802.00	0.00	0.00	1,255.00	13,057.00
T After School Program Fees					
2501 TASC	19,529.00	0.00	0.00	0.00	19,529.00
T After School Program Fees Totals:	19,529.00	0.00	0.00	0.00	19,529.00
Z UNUSED ACCOUNTS					
104 Freedom Shrine Donations	0.00	0.00	0.00	0.00	0.00
105 Dummy Account	0.00	0.00	0.00	0.00	0.00
149 Discretionary Spending	0.00	0.00	0.00	0.00	0.00
203 Concert Supervision	0.00	0.00	0.00	0.00	0.00
403 Computer Club	0.00	0.00	0.00	0.00	0.00
404 Drama Club	0.00	0.00	0.00	0.00	0.00
405 Environmental Club	0.00	0.00	0.00	0.00	0.00
406 Golf Club	0.00	0.00	0.00	0.00	0.00
407 Student Newspaper	0.00	0.00	0.00	0.00	0.00
414 Ski Club	0.00	0.00	0.00	0.00	0.00
418 Spirit Club	0.00	0.00	0.00	0.00	0.00
419 Engineering Club	0.00	0.00	0.00	0.00	0.00
421 Dulcimer Club	0.00	0.00	0.00	0.00	0.00
607 Parent Pack Organization	0.00	0.00	0.00	0.00	0.00
608 Leadership Workshop	0.00	0.00	0.00	0.00	0.00
609 Parent Pack Resource	0.00	0.00	0.00	0.00	0.00
611 Directory Advertisements	0.00	0.00	0.00	0.00	0.00
718 Packtime	0.00	0.00	0.00	0.00	0.00
800 Reimbursement account	0.00	0.00	0.00	0.00	0.00
801 Convention	0.00	0.00	0.00	0.00	0.00
802 Other District Custodial	0.00	0.00	0.00	0.00	0.00
1001 Auction	0.00	0.00	0.00	0.00	0.00
1007 Commercial Federal Donation	0.00	0.00	0.00	0.00	0.00
1008 Bemis Art Project	0.00	0.00	0.00	0.00	0.00
1009 Russell Night at Moe's	0.00	0.00	0.00	0.00	0.00
1100 PACKTime 6th grade	0.00	0.00	0.00	0.00	0.00
1102 PACKTime 7th grade	0.00	0.00	0.00	0.00	0.00
1103 PACKTime 8th grade	0.00	0.00	0.00	0.00	0.00
Z UNUSED ACCOUNTS Totals:	0.00	0.00	0.00	0.00	0.00
Report Totals:	68,981.17	468.71	8,189.59	0.00	61,260.29

Principal signature  Date 8/9/08

Administrative Assistant signature 

ALL Data

Current Cash Balance Report

67 Arranged by:

Date: 07/01/2008 thru 07/31/2008

Group ID and Activity Number

Activity Number and Name	Beginning Cash	Receipts	Disbursements	Adjustments	Cash Balance
A ACTIVITY GENERAL					
100 PRIOR YEARS VENDING	172,545.34	0.00	56,699.77	0.00	115,845.57
105 MUSTANG MANIA GRANTS	2,963.57	0.00	0.00	0.00	2,963.57
110 GENERAL	11,659.47	23.00	3,227.46	-326.59	8,128.42
115 MIT	81.13	0.00	0.00	0.00	81.13
120 ACTIVITIES SUPPORT	0.00	0.00	0.00	0.00	0.00
146 COKE/FOOD SERVICE	129,453.99	0.00	0.00	0.00	129,453.99
170 INTEREST OF CD'S	80,755.42	6,290.48	0.00	0.00	87,045.90
180 INTEREST ON CHECKING ACCOUNT	16,307.58	19.01	0.00	0.00	16,326.59
185 INTEREST ON MM FUND	24,129.01	246.99	0.00	0.00	24,376.00
190 MN SITE IMPROVEMENTS	3,573.01	0.00	0.00	0.00	3,573.01
225 MIGHTY MASCOT	-5.54	0.00	0.00	5.54	0.00
A ACTIVITY GENERAL Totals:	441,462.98	6,579.48	59,927.23	-321.05	387,794.18
B ATHLETICS/ACTIVITIES					
199 ATHLETIC GATE RECEIPTS	0.00	0.00	0.00	0.00	0.00
200 ACTIVITIES TRANSPORTATION	-48,964.33	0.00	1,082.38	0.00	-50,046.71
201 CONCESSIONS	-273.94	0.00	430.00	0.00	-703.94
202 ATHLETICS	101,770.97	0.00	10,223.83	0.00	91,547.14
203 SPORT FEES	0.00	0.00	0.00	0.00	0.00
204 ACTIVITY TICKETS	26,362.00	0.00	0.00	0.00	26,362.00
205 ATHLETIC CLOTHING	-1,044.96	0.00	0.00	0.00	-1,044.96
206 BASEBALL	0.00	0.00	0.00	0.00	0.00
207 BASKETBALL-BOYS	0.00	0.00	0.00	0.00	0.00
208 BASKETBALL - GIRLS	0.00	0.00	0.00	0.00	0.00
209 CROSS COUNTRY	0.00	0.00	0.00	0.00	0.00
211 FOOTBALL	0.00	0.00	0.00	0.00	0.00
212 GOLF	0.00	0.00	0.00	0.00	0.00
213 SOCCER - BOYS	0.00	0.00	0.00	0.00	0.00
214 SOCCER - GIRLS	0.00	0.00	0.00	0.00	0.00
216 SOFTBALL	0.00	0.00	0.00	0.00	0.00
217 SWIMMING	0.00	0.00	0.00	0.00	0.00
218 TENNIS	0.00	0.00	0.00	0.00	0.00
219 TRACK - BOYS	0.00	0.00	0.00	0.00	0.00
220 ENTRY FEES	-6,428.00	0.00	0.00	0.00	-6,428.00
221 TRACK - GIRLS	0.00	0.00	0.00	0.00	0.00
222 VOLLEYBALL	0.00	0.00	0.00	0.00	0.00
223 WRESTLING	0.00	0.00	0.00	0.00	0.00
230 OFFICIALS	-36,441.78	0.00	0.00	0.00	-36,441.78
235 DEBATE TRANSPORTATION	-2,899.25	0.00	0.00	0.00	-2,899.25
240 FORENSIC TRANSPORTATION	-9,070.91	0.00	0.00	0.00	-9,070.91
250 BAND/ORCHESTRA TACT	-16,107.18	0.00	0.00	0.00	-16,107.18
260 CHORAL TRANSPORTATION	-1,504.52	0.00	0.00	0.00	-1,504.52
B ATHLETICS/ACTIVITIES Totals:	5,398.10	0.00	11,736.21	0.00	-6,338.11
C ACADEMIC CLUBS					
301 DECA	-33,778.22	0.00	0.00	33,778.22	0.00
302 FRENCH CLUB	1,299.46	0.00	0.00	0.00	1,299.46
303 LATIN CLUB	155.17	0.00	0.00	0.00	155.17
305 SPANISH CLUB	290.86	0.00	0.00	379.00	669.86
306 PRIOR YRS YEARBOOK	0.00	0.00	0.00	0.00	0.00
307 GERMAN CLUB	-12.10	0.00	0.00	82.00	69.90
308 YEARBOOK/STAMPEDE	6,424.46	75.00	0.00	0.00	6,499.46
309 NEWSPAPER/HOOFBEAT	7,515.65	0.00	19.75	0.00	7,495.90

Current Cash Balance Report

ALL Data

A⁶⁸rranged by:

Date: 07/01/2008 thru 07/31/2008

Group ID and Activity Number

Activity Number and Name	Beginning Cash	Receipts	Disbursements	Adjustments	Cash Balance
311 ASTRONOMY CLUB	199.68	0.00	0.00	0.00	199.68
314 HISTORY CLUB	-5,921.28	0.00	0.00	6,590.00	668.72
315 SPIRIT SHOP	14,478.35	10.00	3,572.60	-5,583.22	5,332.53
316 FCCLA	3,554.52	0.00	0.00	1,645.00	5,199.52
317 MATH CLUB	38.82	0.00	0.00	0.00	38.82
325 VIA	1,592.44	0.00	0.00	0.00	1,592.44
515 JAPANESE CLUB	-58.86	0.00	0.00	58.86	0.00
524 MULTI-CAT	316.63	0.00	0.00	0.00	316.63
614 BROADCAST CLUB	-112.50	0.00	0.00	112.50	0.00
615 VICA/SKILLS USA	2,946.67	0.00	154.41	1,543.00	4,335.26
C ACADEMIC CLUBS Totals:	-1,070.25	85.00	3,746.76	38,605.36	33,873.35
D CLUBS AND ORGANIZATIONS					
310 VARSITY/JV CHEER FUNDRAISER	5,347.80	0.00	228.33	0.00	5,119.47
402 CHEER/DANCE UNIFORMS	-1,399.73	263.80	1,235.06	0.00	-2,370.99
406 DANCE TEAM FUNDRAISER	598.37	0.00	0.00	0.00	598.37
407 BASEBALL FR	3,785.83	0.00	1,380.03	0.00	2,405.80
408 INTERNATIONAL THESPIANS	-20,748.50	0.00	0.00	20,748.50	0.00
409 CHESS CLUB	478.83	0.00	0.00	0.00	478.83
410 CROSS COUNTRY FR	168.31	0.00	0.00	0.00	168.31
411 FOOTBALL FR	4,394.33	0.00	0.00	0.00	4,394.33
412 BOYS TRACK FR	240.13	0.00	0.00	0.00	240.13
413 VOLLEYBALL CONCESSIONS	0.00	0.00	0.00	0.00	0.00
414 GIRLS GOLF FR	951.33	0.00	0.00	0.00	951.33
417 BOYS SOCCER FR	122.54	0.00	0.00	0.00	122.54
418 GIRLS SWIM	57.42	0.00	0.00	0.00	57.42
419 SOFTBALL FR	595.04	0.00	250.00	0.00	345.04
420 SWIM FR	368.21	0.00	0.00	0.00	368.21
421 TENNIS FR	-95.00	0.00	0.00	0.00	-95.00
422 GIRLS TRACK FR	3,221.86	0.00	0.00	0.00	3,221.86
423 VOLLEYBALL FUNDRAISER	4,181.76	910.00	1,916.28	0.00	3,175.48
424 BOYS SWIM	72.11	0.00	0.00	0.00	72.11
425 LITERARY MAGAZINE	1,371.37	0.00	0.00	0.00	1,371.37
426 BAND	11,022.21	0.00	758.34	0.00	10,263.87
427 FLAGS	2,060.62	0.00	0.00	0.00	2,060.62
429 AMNESTY INTERNATIONAL	1,120.47	0.00	360.00	0.00	760.47
430 CHORAL	1,797.99	0.00	39.95	0.00	1,758.04
431 ORCHESTRA	1,846.92	0.00	0.00	0.00	1,846.92
432 STUDENT COUNCIL	16,258.09	0.00	250.00	0.00	16,008.09
434 JUNIOR CLASS BOARD	21,898.07	0.00	2,953.50	0.00	18,944.57
435 SENIOR CLASS BOARD	4,094.70	0.00	0.00	0.00	4,094.70
437 NATIONAL HONOR SOCIETY	4,098.49	0.00	0.00	0.00	4,098.49
440 MUSTANG MENTOR	1,524.74	0.00	0.00	0.00	1,524.74
450 INTRAMURALS	-141.55	0.00	0.00	49.00	-92.55
456 BOYS GOLF F/R	821.47	0.00	0.00	0.00	821.47
459 BOYS BASKETBALL CAMP	4,065.72	0.00	0.00	0.00	4,065.72
466 WRESTLING FUNDRAISER	987.50	0.00	774.64	0.00	212.86
477 MILLARD BASKETBALL/OC	40.98	0.00	0.00	0.00	40.98
480 BAND TRIP	-28,826.56	0.00	0.00	28,554.00	-272.56
500 NFL ACCOUNT	-3,607.77	0.00	91.52	4,000.00	300.71
520 GIRLS BASKETBALL CAMP	2,937.93	0.00	517.52	25.00	2,445.41
600 GIRLS SOCCER F/R	542.69	0.00	0.00	0.00	542.69
D CLUBS AND ORGANIZATIONS Totals:	46,254.72	1,173.80	10,755.17	53,376.50	90,049.85

ALL Data

Current Cash Balance Report

Arranged by:

Date: 07/01/2008 thru 07/31/2008

Group ID and Activity Number

Activity Number and Name	Beginning Cash	Receipts	Disbursements	Adjustments	Cash Balance
E ADMIN CUSTODIAL ACCOUNTS					
601 COURTESY	1,325.84	0.00	0.00	0.00	1,325.84
602 CAREER DEVELOPMENT	993.68	0.00	0.00	0.00	993.68
603 PARKING STICKERS	13,940.75	0.00	103.97	0.00	13,836.78
605 FIELDTRIPS	-11,041.38	0.00	0.00	12,660.73	1,619.35
606 AFTER PROM	4.31	0.00	0.00	0.00	4.31
607 ART	2,642.56	0.00	0.00	0.00	2,642.56
608 GYM FEES	7,317.95	28.00	0.00	0.00	7,345.95
609 ART/SCHIMENTI	186.40	0.00	0.00	0.00	186.40
610 BOOK FINES & OTHER UNPAID OBLIGATIONS	33,093.07	1,225.45	23,983.19	413.86	10,749.19
611 INDUSTRIAL TECH	4,761.68	0.00	1,444.48	0.00	3,317.20
612 STAFF VENDING	814.01	0.00	9.92	0.00	804.09
613 LIBRARY	370.22	41.80	0.00	0.00	412.02
616 TRANSCRIPT FEES	2,375.90	35.00	555.00	0.00	1,855.90
617 POOL	9,389.89	0.00	0.00	0.00	9,389.89
621 PE FIELDTRIPS	-1,399.46	0.00	0.00	1,399.46	0.00
625 AP EXAMS	2,851.18	0.00	675.00	131.01	2,307.19
629 IB	-26,256.81	0.00	0.00	0.00	-26,256.81
675 SALBERG FIELDTRIPS	-1,909.79	0.00	0.00	1,909.79	0.00
680 OTT FIELDTRIPS	-339.41	0.00	0.00	339.41	0.00
E ADMIN CUSTODIAL ACCOUNTS Totals:	39,120.59	1,330.25	26,771.56	16,854.26	30,533.54
F ACADEMIC CUSTODIAL ACCOUNTS					
300 DEBATE	-926.28	63.25	0.00	863.03	0.00
321 DRAMA	7,095.59	0.00	295.00	-874.50	5,926.09
622 SPEECH	-1,138.25	0.00	6,070.82	8,291.75	1,082.68
701 MANTARO/GRANT	5.85	0.00	0.00	0.00	5.85
750 FCS	644.01	0.00	0.00	0.00	644.01
751 ALEKS MATH PROGRAM	100.00	0.00	0.00	0.00	100.00
755 SENIOR CLASS ACTIVITIES	17,908.60	6,573.50	0.00	0.00	24,482.10
770 ADVERTISING	12,882.27	0.00	0.00	0.00	12,882.27
F ACADEMIC CUSTODIAL ACCOUNTS Totals:	36,571.79	6,636.75	6,365.82	8,280.28	45,123.00
G DISTRICT CUSTODIAL ACCOUNTS					
872 LEADERS SCHOLARSHIP	701.31	0.00	0.00	0.00	701.31
G DISTRICT CUSTODIAL ACCOUNTS Totals:	701.31	0.00	0.00	0.00	701.31
N NOT IN USE					
1 NOT IN USE	0.00	0.00	0.00	0.00	0.00
101 NOT IN USE 9/05	0.00	0.00	0.00	0.00	0.00
102 NOT IN USE 9/05	0.00	0.00	0.00	0.00	0.00
103 NOT IN USE 9/05	0.00	0.00	0.00	0.00	0.00
195 NOT IN USE	0.00	0.00	0.00	0.00	0.00
210 NOT IN USE	0.00	0.00	0.00	0.00	0.00
215 NOT IN USE	0.00	0.00	0.00	0.00	0.00
304 NOT IN USE 09/05	0.00	0.00	0.00	0.00	0.00
312 NOT IN USE 9/06	0.00	0.00	0.00	0.00	0.00
320 NOT IN USE 9/05	0.00	0.00	0.00	0.00	0.00
400 NOT IN USE 8/07	0.00	0.00	0.00	0.00	0.00
401 NOT IN USE	0.00	0.00	0.00	0.00	0.00
403 NOT IN USE 9/06	0.00	0.00	0.00	0.00	0.00
404 NOT TO USE 9/07	0.00	0.00	0.00	0.00	0.00
405 NOT IN USE 9/06	0.00	0.00	0.00	0.00	0.00
415 NOT IN USE 9/06	0.00	0.00	0.00	0.00	0.00
416 NOT TO USE 9/07	0.00	0.00	0.00	0.00	0.00

Current Cash Balance Report

ALL Data

70 Arranged by:

Date: 07/01/2008 thru 07/31/2008

Group ID and Activity Number

Activity Number and Name	Beginning Cash	Receipts	Disbursements	Adjustments	Cash Balance
428 NOT IN USE 9/06	0.00	0.00	0.00	0.00	0.00
433 NOT IN USE	0.00	0.00	0.00	0.00	0.00
436 NOT IN USE 9/06	0.00	0.00	0.00	0.00	0.00
438 NOT IN USE 09/05	0.00	0.00	0.00	0.00	0.00
445 NOT IN USE 3/04	0.00	0.00	0.00	0.00	0.00
460 NOT IN USE	0.00	0.00	0.00	0.00	0.00
470 NOT IN USE	0.00	0.00	0.00	0.00	0.00
505 DO NOT USE	0.00	0.00	0.00	0.00	0.00
510 NOT TO USE 9/07	0.00	0.00	0.00	0.00	0.00
525 NOT IN USE	25.00	0.00	0.00	-25.00	0.00
526 NOT IN USE	0.00	0.00	0.00	0.00	0.00
604 NOT IN USE	0.00	0.00	0.00	0.00	0.00
618 NOT IN USE	291.16	0.00	0.00	-291.16	0.00
619 NOT IN USE	14.00	0.00	0.00	-14.00	0.00
623 NOT TO USE	0.00	0.00	0.00	0.00	0.00
624 NOT IN USE	117.01	0.00	0.00	-117.01	0.00
626 NOT IN USE 9/1/04	0.00	0.00	0.00	0.00	0.00
627 NOT IN USE 9/1/04	0.00	0.00	0.00	0.00	0.00
628 NOT IN USE	110.45	0.00	0.00	-110.45	0.00
670 DO NOT USE	391.98	0.00	0.00	-391.98	0.00
760 NOT IN USE	0.00	0.00	0.00	0.00	0.00
803 NOT IN USE	0.00	0.00	0.00	0.00	0.00
805 NOT IN USE 7/08	12.25	0.00	0.00	-12.25	0.00
827 NOT IN USE	0.00	0.00	0.00	0.00	0.00
1700 NOT IN USE	0.00	0.00	0.00	0.00	0.00
N NOT IN USE Totals:	961.85	0.00	0.00	-961.85	0.00
Q EXTRACURRICULAR					
1000 FIELDTRIPS	5,518.25	0.00	0.00	-5,518.25	0.00
1002 PE FIELDTRIPS	1,124.00	0.00	0.00	-1,124.00	0.00
1005 BAND TRIP	28,554.00	0.00	0.00	-28,554.00	0.00
1010 DC TRIP	5,837.50	0.00	0.00	-5,837.50	0.00
1200 SCIENCE FIELDTRIP	0.00	0.00	0.00	0.00	0.00
1300 DEBATE NATIONALS	150.00	0.00	0.00	-150.00	0.00
1301 DECA	28,195.00	0.00	0.00	-28,195.00	0.00
1302 FRENCH CLUB	0.00	0.00	0.00	0.00	0.00
1303 LATIN CLUB	194.00	0.00	0.00	-194.00	0.00
1305 SPANISH CLUB	379.00	0.00	0.00	-379.00	0.00
1307 GERMAN CLUB	82.00	0.00	0.00	-82.00	0.00
1314 HISTORY CLUB TRIP	6,590.00	0.00	0.00	-6,590.00	0.00
1316 FCCLA	1,990.00	0.00	0.00	-1,990.00	0.00
1408 THESPIAN/DRAMA CLUB	19,874.00	0.00	0.00	-19,874.00	0.00
1430 CHORAL TRIP	0.00	0.00	0.00	0.00	0.00
1431 ORCHESTRA TRIP	0.00	0.00	0.00	0.00	0.00
1450 INTRAMURALS	49.00	0.00	0.00	-49.00	0.00
1515 JAPANESE CLUB	0.00	0.00	0.00	0.00	0.00
1615 VICA/SKILLS USA	1,543.00	0.00	0.00	-1,543.00	0.00
1622 FORENSIC NATIONALS	12,291.75	0.00	0.00	-12,291.75	0.00
1675 SALBERG FIELDTRIPS	2,332.00	0.00	0.00	-2,332.00	0.00
1680 OTT FIELDTRIPS	1,130.00	0.00	0.00	-1,130.00	0.00
2000 MUSIC ALLSTATE FEES	1,620.00	0.00	0.00	0.00	1,620.00
2005 CHEER/DANCE CAMP	0.00	0.00	0.00	0.00	0.00
4230 SUBS FOR FIELDTRIPS	0.00	0.00	0.00	0.00	0.00

ALL Data

Current Cash Balance Report

Ar74nged by:
Group ID and Activity Number

Date: 07/01/2008 thru 07/31/2008

Activity Number and Name	Beginning Cash	Receipts	Disbursements	Adjustments	Cash Balance
5000 SPORTS PARTICIPATION FEE	48,670.00	0.00	0.00	0.00	48,670.00
5230 ONE ACT PARTICIPATION FEE	0.00	0.00	0.00	0.00	0.00
5235 DEBATE PARTICIPATION FEE	0.00	0.00	0.00	0.00	0.00
5240 FORENSIC PARTICIPATION FEE	0.00	0.00	0.00	0.00	0.00
5260 CHORAL PARTICIPATION FEE	0.00	0.00	0.00	0.00	0.00
Q EXTRACURRICULAR Totals:	166,123.50	0.00	0.00	-115,833.50	50,290.00
R POST SECONDARY EDUCATION					
6625 AP EXAM FEES	1,277.00	0.00	0.00	0.00	1,277.00
6629 IB EXAM FEES	26,055.00	0.00	0.00	0.00	26,055.00
R POST SECONDARY EDUCATION Totals:	27,332.00	0.00	0.00	0.00	27,332.00
S BANKING					
999 STARTING CASH	-300.00	0.00	0.00	0.00	-300.00
S BANKING Totals:	-300.00	0.00	0.00	0.00	-300.00
Z INVESTMENTS					
900 CERTIFICATES OF DEPOSITS	-337,605.14	0.00	6,290.48	0.00	-343,895.62
905 MONEY MARKET FUND	-194,285.59	0.00	246.99	0.00	-194,532.58
Z INVESTMENTS Totals:	-531,890.73	0.00	6,537.47	0.00	-538,428.20
Report Totals:	230,665.86	15,805.28	125,840.22	0.00	120,630.92

Current Cash Balance Report

ALL Data

Date: 07/01/2008 thru 07/31/2008

Arranged by:
Group ID and Activity Number

Activity Number and Name	Beginning Cash	Receipts	Disbursements	Adjustments	Cash Balance
A GENERAL ACCOUNT EXPENSES					
103 Pop Refund	0.00	0.00	0.00	0.00	0.00
109 Public Relations	-2,612.08	0.00	69.00	2,681.08	0.00
115 General Account	-3,818.01	0.00	86.54	3,904.55	0.00
117 Damage and Loss Property	26.00	0.00	0.00	-26.00	0.00
120 Extracurr Transportation	-35,466.00	0.00	1,039.78	36,505.78	0.00
121 Athletic Transportation	-38,965.79	0.00	0.00	38,965.79	0.00
140 Technology	0.00	0.00	0.00	0.00	0.00
141 Curriculum Support	0.00	0.00	0.00	0.00	0.00
142 Equipment Replacement / Repair	-2,495.00	0.00	0.00	2,495.00	0.00
143 Building Maintenance	-605.00	0.00	55.00	660.00	0.00
144 Pride Time	-390.86	0.00	0.00	390.86	0.00
146 Academic Awards	124.68	0.00	0.00	-124.68	0.00
147 Activity Support/Projects	-6,597.59	0.00	1,751.85	8,349.44	0.00
148 Teachers Grants/Awards	1,018.28	0.00	0.00	-1,018.28	0.00
149 Discretionary Spending	0.00	0.00	0.00	0.00	0.00
150 Convention	0.00	0.00	0.00	0.00	0.00
151 Personnel Support	-7,035.89	0.00	0.00	7,035.89	0.00
154 National Competition	0.00	0.00	0.00	0.00	0.00
160 Replacement Account	0.00	0.00	0.00	0.00	0.00
166 Wellness	126.65	0.00	0.00	0.00	126.65
199 Miscellaneous Bank Charges	-123.85	0.00	89.40	213.35	0.00
A GENERAL ACCOUNT EXPENSES Totals:	-96,814.56	0.00	3,091.57	100,032.78	126.65
B GENERAL ACCOUNT REVENUE					
100 Vending Machines-Coca-Cola	108,947.01	0.00	0.00	-108,947.01	0.00
101 Vending Machines-Candy	0.00	0.00	0.00	0.00	0.00
102 Bank Charge Revenue	0.00	0.00	0.00	0.00	0.00
104 Staff Coke Fund	574.61	0.00	500.00	0.00	74.61
105 Sanitary Machines	168.25	28.00	196.25	0.00	0.00
110 Replacement Fund	0.00	0.00	0.00	0.00	0.00
152 Other Revenue	13,134.90	5,049.75	0.00	-18,184.65	0.00
153 Graduation Revenue	0.00	0.00	0.00	0.00	0.00
155 PAYBAC Partners	502.76	0.00	0.00	0.00	502.76
156 Scholarships	0.00	0.00	0.00	0.00	0.00
158 Capital Outlay	28,271.31	0.00	0.00	19,166.17	45,437.48
159 Patriot Pride	184.00	0.00	0.00	-184.00	0.00
180 Building Revenue	0.00	0.00	0.00	0.00	0.00
185 C Store Revenue (Convenience store)	0.00	0.00	0.00	0.00	0.00
189 American Flag Donations	0.00	0.00	0.00	0.00	0.00
190 Misc. Bank Credit Adjustments	0.00	0.00	0.00	0.00	0.00
901 Interest on Bus MM	2,542.17	0.00	0.00	-2,542.17	0.00
902 Interest on Business Checking	0.00	0.00	0.00	0.00	0.00
911 interest on CD	0.00	0.00	0.00	0.00	0.00
B GENERAL ACCOUNT REVENUE Totals:	152,325.01	5,077.75	696.25	-110,691.66	46,014.85
C ATHLETICS					
201 Concessions	10,667.61	0.00	0.00	-10,667.61	0.00
202 Athletics	-20,175.53	380.00	1,617.50	21,413.03	0.00
203 Athletic Gate Receipts	85,816.11	0.00	0.00	-85,816.11	0.00
204 Athletic Clothing	106.18	0.00	0.00	-106.18	0.00
205 Letter Jackets	0.00	0.00	0.00	0.00	0.00
206 Athletic Tickets	17,260.00	0.00	0.00	-17,260.00	0.00
207 Participation Fee	0.00	0.00	0.00	0.00	0.00

Current Cash Balance Report

ALL Data

Date: 07/01/2008 thru 07/31/2008

Arranged by:
Group ID and Activity Number

Activity Number and Name	Beginning Cash	Receipts	Disbursements	Adjustments	Cash Balance
208 Sport Facility Use	0.00	0.00	0.00	0.00	0.00
210 Athletic Capital Outlay	194,888.58	55,000.00	0.00	-4,715.68	244,952.80
211 Activities	0.00	0.00	0.00	0.00	0.00
212 Athletic Fundraisers	0.00	0.00	0.00	0.00	0.00
213 Summer Clinics	17,210.00	2,280.00	40.00	-19,460.00	0.00
214 Little Dribblers	3.21	0.00	0.00	0.00	3.21
216 Strength and Conditioning	-1,224.27	94.00	302.00	1,432.27	0.00
220 Football	-38,658.07	0.00	10,380.11	49,039.18	0.00
221 Volleyball	-3,787.65	0.00	0.00	3,787.65	0.00
222 Softball	-10,162.01	0.00	140.97	10,302.98	0.00
223 Tennis (Boys)	-2,091.48	0.00	0.00	2,091.48	0.00
224 Tennis (Girls)	-1,628.10	0.00	0.00	1,628.10	0.00
225 Golf (Boys)	-3,548.42	0.00	0.00	3,548.42	0.00
226 Golf (Girls)	-1,690.11	0.00	0.00	1,690.11	0.00
227 Wrestling	-5,596.17	0.00	1,153.70	6,749.87	0.00
228 Soccer (Boys)	-9,320.19	0.00	0.00	9,320.19	0.00
229 Soccer (Girls)	-5,386.68	0.00	0.00	5,386.68	0.00
230 Baseball	-10,311.25	0.00	16.55	10,327.80	0.00
231 Cross Country (Boys)	-425.37	0.00	0.00	425.37	0.00
232 Basketball (Boys)	-9,547.43	0.00	45.92	9,593.35	0.00
233 Track (Boys)	-2,280.13	25.00	0.00	2,255.13	0.00
234 Swimming (Boys)	-4,542.18	0.00	0.00	4,542.18	0.00
235 NSAA Competitions	9,110.55	0.00	0.00	-9,110.55	0.00
240 Athletic Training	-2,325.25	0.00	0.00	2,325.25	0.00
241 Cross Country (Girls)	-198.63	0.00	0.00	198.63	0.00
242 Basketball (Girls)	-8,249.70	0.00	0.00	8,249.70	0.00
243 Track (Girls)	-2,815.00	0.00	0.00	2,815.00	0.00
244 Swimming (Girls)	-5,070.77	0.00	0.00	5,070.77	0.00
915 Interest-Athletic Activity MM	2,542.01	0.00	0.00	-2,542.01	0.00
2200 Summer Football	1,184.24	0.00	982.36	3,720.00	3,921.88
2221 Summer Volleyball	421.71	315.00	534.35	3,300.00	3,502.36
2222 Summer Softball	2,088.74	0.00	0.00	2,080.00	4,168.74
2228 Summer Boys Soccer	43.87	0.00	0.00	0.00	43.87
2229 Summer Girls Soccer	145.71	0.00	0.00	0.00	145.71
2230 Summer Baseball	1,435.58	0.00	0.00	1,020.00	2,455.58
2231 Summer Girls Basketball	47.87	0.00	0.00	3,580.00	3,627.87
2232 Summer Boys Basketball	2.63	0.00	1,608.50	5,760.00	4,154.03
C ATHLETICS Totals:	193,719.11	58,104.00	16,821.95	31,975.00	266,976.15
D ORGANIZATIONS AND CLUBS					
301 DECA	-87,405.50	0.00	467.51	87,885.67	12.66
302 French Club	2,449.15	0.00	0.00	20.00	2,469.15
303 LEO Club	-2,156.24	0.00	0.00	2,164.00	7.76
305 Spanish Club	-488.70	0.00	0.00	601.00	112.30
307 German Club	-6.97	0.00	0.00	989.75	982.78
310 National Forensics League	-2,533.08	0.00	0.00	2,533.08	0.00
311 Environmental Club	484.31	0.00	213.50	0.00	270.81
312 Forensics Club	943.92	0.00	0.00	-666.54	277.38
314 Newspaper	9,704.32	210.00	0.00	0.00	9,914.32
315 Debate Club	-3,094.46	0.00	0.00	3,203.46	109.00
316 Art Club	-57.98	0.00	0.00	131.00	73.02
317 Play Production	-1,046.62	668.00	0.00	380.62	0.00
318 Thespians	-2,744.38	0.00	0.00	2,744.38	0.00

Current Cash Balance Report

Date: 07/01/2008 thru 07/31/2008

Arranged by:
Group ID and Activity Number

Activity Number and Name	Beginning Cash	Receipts	Disbursements	Adjustments	Cash Balance
319 Athletic Trainers	29.15	0.00	0.00	0.00	29.15
385 Culinary Competition	-21.77	0.00	10.00	31.77	0.00
395 Fashion Merchandising	5.08	0.00	0.00	0.00	5.08
399 Auditorium Manager	-9,875.33	0.00	0.00	9,875.33	0.00
409 Band Dept Trips	-8,458.06	0.00	0.00	6,491.00	-1,965.06
410 Band	9,826.33	0.00	755.23	605.00	9,676.10
411 Choir	-28,542.49	0.00	0.00	39,526.13	10,983.64
412 Orchestra	-7,891.27	0.00	0.00	8,568.00	674.73
413 Entertainment Books	7,735.00	0.00	0.00	0.00	7,735.00
414 Band Fundraising	20,463.59	74.00	0.00	0.00	20,537.59
415 Choir Fundraising	18,041.88	0.00	0.00	-18,041.88	0.00
416 Orchestra Fundraising	5,626.20	0.00	0.00	0.00	5,626.20
417 Music Trip	0.00	0.00	0.00	0.00	0.00
481 Senior Class	1,663.12	0.00	0.00	0.00	1,663.12
482 Junior Class	-81.18	0.00	0.00	0.00	-81.18
499 VICA-Skills USA	380.97	0.00	0.00	270.00	650.97
500 STARS	634.93	0.00	0.00	0.00	634.93
501 Student Council	4,585.28	0.00	85.77	0.00	4,499.51
502 National Honor Society	7,000.67	0.00	0.00	0.00	7,000.67
503 Drama Club	90.91	0.00	0.00	-90.91	0.00
504 Literary Magazine	593.64	0.00	0.00	0.00	593.64
505 GoMadd	338.92	0.00	0.00	0.00	338.92
506 Chess Club	33.10	0.00	0.00	0.00	33.10
507 40 Assets	148.87	0.00	0.00	0.00	148.87
515 Dance Team	-3,601.45	380.00	0.00	4,385.50	1,184.05
516 Cheerleading-Varsity	-3,838.87	0.00	1,300.00	5,270.00	131.13
517 Cheerleading-JV	-3,080.62	0.00	0.00	3,175.00	94.38
518 Cheerleading-Freshman	-3,301.27	0.00	0.00	3,325.00	23.73
519 Cheerleading Uniforms/Summer Camp	13,504.70	900.00	10,065.45	902.00	5,241.25
525 Prior Yrs Yearbook	8,651.81	0.00	287.97	0.00	8,363.84
527 Yearbook 07-08	7,851.50	0.00	33.97	0.00	7,817.53
528 Yearbook 06-07	80.00	0.00	0.00	0.00	80.00
555 FCCLA	320.85	0.00	0.00	20.00	340.85
556 Future Educators of America	94.87	0.00	0.00	0.00	94.87
560 Patriot Post	25,412.01	0.00	0.00	-9,250.00	16,162.01
580 International Leaders Club	-1,650.47	0.00	0.00	1,650.47	0.00
580 Diversity Club	0.00	0.00	0.00	0.00	0.00
D ORGANIZATIONS AND CLUBS Totals:	-23,161.63	2,240.00	13,219.40	156,706.83	122,565.80
E ADMINISTRATIVE CUSTODIAL					
599 Intramurals	-653.05	0.00	0.00	780.00	126.95
601 Staff Courtesy Fund	219.93	0.00	137.50	0.00	82.43
602 Parking	12,518.10	150.00	2,817.51	0.00	9,850.59
603 Field Trips	-5,659.35	0.00	0.00	5,659.35	0.00
604 Physical Education Fund	0.00	0.00	0.00	0.00	0.00
605 Pool Maintenance	2,833.01	902.50	678.82	0.00	3,056.89
607 Book Fines	11,446.07	1,413.91	69.97	0.00	12,790.01
610 Information Center	60.09	0.00	0.00	0.00	60.09
611 Advanced Placement	3,463.18	0.00	0.00	102.00	3,565.18
614 Transcript and Test Fees	1,472.25	0.00	0.00	0.00	1,472.25
616 Clearing Account	0.00	0.00	0.00	0.00	0.00
617 Shop Fees	0.00	0.00	0.00	0.00	0.00
618 Musical Production	0.00	0.00	0.00	0.00	0.00

Current Cash Balance Report

ALL Data

Date: 07/01/2008 thru 07/31/2008

Arranged by:
Group ID and Activity Number

Activity Number and Name	Beginning Cash	Receipts	Disbursements	Adjustments	Cash Balance
621 Graphics Tech	5.00	0.00	0.00	0.00	5.00
622 Construction Tech	980.06	0.00	0.00	0.00	980.06
623 Manufacturing Tech	904.63	0.00	0.00	0.00	904.63
624 Foundation Tech	167.57	0.00	0.00	0.00	167.57
626 Science Replacements	0.00	0.00	0.00	0.00	0.00
627 English Replacements	0.00	0.00	0.00	0.00	0.00
628 Athletic Trainers Class	0.25	0.00	0.00	0.00	0.25
630 Social Studies Texts	1,667.98	0.00	0.00	0.00	1,667.98
632 Lock Replacement	931.38	35.00	0.00	0.00	966.38
635 Library Book Fines	42.09	0.00	0.00	0.00	42.09
636 Freshman Transition Day	0.00	0.00	0.00	0.00	0.00
640 Student ID Card Fee	815.05	0.00	0.00	0.00	815.05
641 School Planners	20.00	0.00	0.00	0.00	20.00
642 Parenting Support	0.00	0.00	0.00	0.00	0.00
645 Family Consumer Science	-39.00	0.00	0.00	60.50	21.50
648 MOBA Playhouse	212.92	0.00	0.00	0.00	212.92
656 Technology Magnet	7.64	0.00	0.00	0.00	7.64
658 Display Cases	0.00	0.00	0.00	0.00	0.00
660 PAEMST-Science National Award	62.95	0.00	0.00	0.00	62.95
679 New Frontier Book Fines	15.71	0.00	0.00	0.00	15.71
680 New Frontier (Grants/Donations)	12.03	0.00	0.00	0.00	12.03
681 New Frontier Chuck Wagon	328.25	0.00	0.00	0.00	328.25
682 New Frontier Activity	272.93	0.00	216.25	0.00	56.68
683 Graduation Expense	-137.54	0.00	0.00	137.54	0.00
684 Post-Prom	-1,244.60	0.00	0.00	1,244.60	0.00
685 Alumni	0.00	0.00	0.00	0.00	0.00
688 Contributions/Gifts	-178.27	0.00	0.00	178.27	0.00
687 Next Frontier	-192.93	0.00	0.00	192.93	0.00
688 New Addition	0.00	0.00	0.00	0.00	0.00
689 SpEd Activity	-77.00	0.00	0.00	265.00	188.00
699 Parking Security Camera	0.00	0.00	0.00	0.00	0.00
E ADMINISTRATIVE CUSTODIAL Totals:	30,257.32	2,501.41	3,919.85	8,620.19	37,459.07
F DISTRICT CUSTODIAL					
825 Other District Custodial	0.00	0.00	0.00	0.00	0.00
F DISTRICT CUSTODIAL Totals:	0.00	0.00	0.00	0.00	0.00
G INACTIVE ACCOUNTS					
0 No Name acct	0.00	0.00	0.00	0.00	0.00
104 Candy Machine Refund	0.00	0.00	0.00	0.00	0.00
145 Community Counselor Support	0.00	0.00	0.00	0.00	0.00
153 MetroCommunity College Rebate	0.00	0.00	0.00	0.00	0.00
157 Jostens	0.00	0.00	0.00	0.00	0.00
162 Activity/Sped	0.00	0.00	0.00	0.00	0.00
175 Mascot Fund	0.00	0.00	0.00	0.00	0.00
209 Summer Camps 2001	0.00	0.00	0.00	0.00	0.00
215 Athletic Bank Charges	0.00	0.00	0.00	0.00	0.00
218 Candy Revenue	0.00	0.00	0.00	0.00	0.00
400 (D) Music	0.00	0.00	0.00	0.00	0.00
401 (D) Cheerleading - Varsity	0.00	0.00	0.00	0.00	0.00
402 (D) Cheerleading - Jr Varsity	0.00	0.00	0.00	0.00	0.00
403 (D) Cheerleading - Freshman	0.00	0.00	0.00	0.00	0.00
404 Cheerleading - Wrestling	0.00	0.00	0.00	0.00	0.00
405 (D) Dance Team	0.00	0.00	0.00	0.00	0.00

Current Cash Balance Report

ALL Data

Date: 07/01/2008 thru 07/31/2008

Arranged by:
Group ID and Activity Number

Activity Number and Name	Beginning Cash	Receipts	Disbursements	Adjustments	Cash Balance
484 Post Prom Security	0.00	0.00	0.00	0.00	0.00
508 Yearbook 1996-97	0.00	0.00	0.00	0.00	0.00
509 Yearbook 1997-98	0.00	0.00	0.00	0.00	0.00
510 Yearbook 1998-99	0.00	0.00	0.00	0.00	0.00
511 Cheerleading - Varsity	0.00	0.00	0.00	0.00	0.00
512 Cheerleading - Junior Varsity	0.00	0.00	0.00	0.00	0.00
513 Cheerleading - Freshman	0.00	0.00	0.00	0.00	0.00
521 Yearbook 1999-00	0.00	0.00	0.00	0.00	0.00
522 Yearbook 2000-01	0.00	0.00	0.00	0.00	0.00
523 Yearbooks 01-02	0.00	0.00	0.00	0.00	0.00
524 Yearbook 02-03	0.00	0.00	0.00	0.00	0.00
526 Yearbook 04-05	0.00	0.00	0.00	0.00	0.00
561 Patriot Post Start Up	0.00	0.00	0.00	0.00	0.00
600 Intramurals Fundraising	0.00	0.00	0.00	0.00	0.00
606 Art Fees	0.00	0.00	0.00	0.00	0.00
608 Foreign Language 1996-97	0.00	0.00	0.00	0.00	0.00
609 Foreign Language 1997-98	0.00	0.00	0.00	0.00	0.00
612 Textbook Replacement	0.00	0.00	0.00	0.00	0.00
613 Technology Consumable	0.00	0.00	0.00	0.00	0.00
615 Close-Up	0.00	0.00	0.00	0.00	0.00
619 Portfolios	0.00	0.00	0.00	0.00	0.00
620 Dual Enrollment	0.00	0.00	0.00	0.00	0.00
626 Social Studies Texts 1997-98	0.00	0.00	0.00	0.00	0.00
629 Book Club	0.00	0.00	0.00	0.00	0.00
631 Weight Room Maintenance	0.00	0.00	0.00	0.00	0.00
633 Locker Room Capital Outlay	0.00	0.00	0.00	0.00	0.00
638 ESL Grant	0.00	0.00	0.00	0.00	0.00
660 Fast Forward	0.00	0.00	0.00	0.00	0.00
655 MSAAS	0.00	0.00	0.00	0.00	0.00
657 I.T. Summer Camp	0.00	0.00	0.00	0.00	0.00
709 Forensics Reimbursement	0.00	0.00	0.00	0.00	0.00
720 Other District Reimbursements	0.00	0.00	0.00	0.00	0.00
801 Drivers Education	0.00	0.00	0.00	0.00	0.00
905 Interest on Checking	0.00	0.00	0.00	0.00	0.00
910 Certificate of Deposit	0.00	0.00	0.00	0.00	0.00
912 Athletic Certificate Deposit	0.00	0.00	0.00	0.00	0.00
913 Interest-Athletic Activity CD	0.00	0.00	0.00	0.00	0.00
916 Athletic Certificate Deposit #2	0.00	0.00	0.00	0.00	0.00
917 Interest on Athletic Checking	0.00	0.00	0.00	0.00	0.00
2314 Journalism Trip	0.00	0.00	0.00	0.00	0.00
G INACTIVE ACCOUNTS Totals:	0.00	0.00	0.00	0.00	0.00
Q Extracurricular Activities					
1000 Field Trips	6,035.47	0.00	0.00	-6,035.47	0.00
2301 DECA	77,235.67	0.00	0.00	-77,235.67	0.00
2302 French Club	380.00	0.00	0.00	-380.00	0.00
2303 LEO Club	2,164.00	0.00	0.00	-2,164.00	0.00
2305 Spanish Club	241.00	0.00	0.00	-241.00	0.00
2307 German Club	189.75	0.00	0.00	-189.75	0.00
2310 National Forensics League	1,200.00	0.00	0.00	-1,200.00	0.00
2312 Forensics	0.00	0.00	0.00	0.00	0.00
2315 Debate Club	3,870.00	0.00	0.00	-3,870.00	0.00
2316 Art Club	131.00	0.00	0.00	-131.00	0.00

Current Cash Balance Report

ALL Data

Date: 07/01/2008 thru 07/31/2008

Arranged by:
Group ID and Activity Number

Activity Number and Name	Beginning Cash	Receipts	Disbursements	Adjustments	Cash Balance
2317 Play Production	3,339.00	0.00	0.00	-3,339.00	0.00
2318 Thespian Club	2,374.00	0.00	0.00	-2,374.00	0.00
2319 Athletic Trainers Trip	0.00	0.00	0.00	0.00	0.00
2395 Fashion Merchandising	0.00	0.00	0.00	0.00	0.00
2409 Band Trip	7,096.00	0.00	0.00	-7,096.00	0.00
2411 Choir Trip	21,484.25	0.00	0.00	-21,484.25	0.00
2412 Orchestra Trip	8,566.00	0.00	0.00	-8,566.00	0.00
2488 VICA Trip	270.00	0.00	0.00	-270.00	0.00
2501 Student Council	0.00	0.00	0.00	0.00	0.00
2502 National Honors Society	0.00	0.00	0.00	0.00	0.00
2503 Drama Membership	0.00	0.00	0.00	0.00	0.00
2507 40 Assets	0.00	0.00	0.00	0.00	0.00
2515 Dance Camp	4,395.50	0.00	0.00	-4,395.50	0.00
2516 Varsity Cheerleading Camp	5,020.00	250.00	0.00	-5,270.00	0.00
2517 JV Cheerleading Camp	3,175.00	0.00	0.00	-3,175.00	0.00
2518 FR Cheerleading Camp	2,900.00	175.00	0.00	-3,075.00	0.00
2555 FCCLA	20.00	0.00	0.00	-20.00	0.00
2556 FEA	0.00	0.00	0.00	0.00	0.00
2580 Patriot Post Trip	1,400.00	0.00	0.00	-1,400.00	0.00
2580 International Leaders	1,549.00	0.00	0.00	-1,549.00	0.00
2599 Intramurals	780.00	0.00	0.00	-780.00	0.00
2645 Family Consumer Science	60.50	0.00	0.00	-60.50	0.00
2689 SpEd	265.00	0.00	0.00	-265.00	0.00
5000 Sport Participating Fee	31,575.00	0.00	0.00	-31,575.00	0.00
5001 Sport Facility Use Fee	400.00	0.00	0.00	-400.00	0.00
Q Extracurricular Activities Totals:	186,116.14	425.00	0.00	-186,541.14	0.00
R Post-Secondary Education					
7010 AP Exam Fees	102.00	0.00	0.00	-102.00	0.00
R Post-Secondary Education Totals:	102.00	0.00	0.00	-102.00	0.00
S Banking					
999 Starting Cash	-150.00	150.00	0.00	0.00	0.00
S Banking Totals:	-150.00	150.00	0.00	0.00	0.00
Z INVESTMENTS					
900 Preferred Bus Money Market	-111,072.76	0.00	0.00	0.00	-111,072.76
914 Athletic Bus Money Market	-111,065.45	0.00	0.00	0.00	-111,065.45
Z INVESTMENTS Totals:	-222,138.21	0.00	0.00	0.00	-222,138.21
Report Totals:	220,266.18	68,498.16	37,749.03	0.00	251,004.31

Current Cash Balance Report

78

Arranged by:

ALL Data

Group ID and Activity Number

Date: 07/01/2008 thru 07/31/2008

Activity Number and Name	Beginning Cash	Receipts	Disbursements	Adjustments	Cash Balance
A ADMINISTRATIVE					
100 GENERAL ACTIVITY FUND	25,711.32	0.00	0.00	0.00	25,711.32
105 PRINCIPALS ADMIN	12,199.75	0.00	206.74	0.00	11,993.01
110 BUILDING MAINTENANCE	679.28	0.00	208.38	0.00	470.90
120 AP EXAMS	14,223.35	0.00	29.96	0.00	14,193.39
130 COURTESY FUND	-314.18	0.00	0.00	0.00	-314.18
135 DONATIONS - SR CLASS	4,539.62	0.00	0.00	0.00	4,539.62
138 ELECTRONIC MSG BOARD	0.00	0.00	0.00	0.00	0.00
142 GIFTED	1,431.72	0.00	0.00	0.00	1,431.72
145 GUIDANCE	960.38	0.00	143.71	0.00	816.67
150 INFORMATION CENTER	110.45	0.00	0.00	0.00	110.45
157 LETTER JACKETS	11.71	0.00	0.00	0.00	11.71
160 PARKING	6,080.42	0.00	10.54	0.00	6,069.88
165 STAFF WELLNESS	145.87	0.00	0.00	0.00	145.87
170 STAFF CLOTHING	0.00	0.00	0.00	0.00	0.00
172 STAFF VENDING	403.77	0.00	0.00	0.00	403.77
174 TECHNOLOGY REBATES	452.94	0.00	0.00	0.00	452.94
182 VENDING-FOOD SERVICE	13,169.39	0.00	0.00	0.00	13,169.39
A ADMINISTRATIVE Totals:	79,805.79	0.00	599.33	0.00	79,206.46
B ATHLETIC ADMIN					
200 ATHLETIC ADMIN	128,710.54	0.00	57.50	0.00	128,653.04
201 AD'S OFFICE	3,284.82	0.00	100.00	0.00	3,184.82
202 ATHLETIC EVENT ADMISSIONS	918.87	0.00	0.00	0.00	918.87
203 ATHLETIC PROJECT FUND	39,364.85	0.00	0.00	0.00	39,364.85
205 ATHLETIC TRAINING	4,751.72	0.00	944.40	0.00	3,807.32
208 BASEBALL FUNDRAISING	319.87	0.00	0.00	0.00	319.87
210 BOYS BB FUNDRAISING	33.98	0.00	0.00	0.00	33.98
211 BOYS BASKETBALL CAMP	7,360.13	0.00	294.65	0.00	7,065.48
212 BOYS GOLF FUNDRAISING	-2,352.44	0.00	0.00	0.00	-2,352.44
213 BOYS SOCCER CAMP	4,028.30	2,592.50	6,498.71	0.00	122.09
214 BOYS SOCCER FUNDR	30.16	0.00	320.00	0.00	-289.84
215 CROSS COUNTRY FUNDRAISING	2,572.12	200.00	336.82	0.00	2,435.30
217 COACHES CLINICS	0.00	0.00	0.00	0.00	0.00
219 CONCESSIONS	3,095.03	0.00	364.72	0.00	2,730.31
220 INTRAMURALS	-2,431.67	0.00	0.00	0.00	-2,431.67
222 FIT CNTR/EQUIPMENT	272.45	0.00	0.00	0.00	272.45
223 FIT CNTR/MAINTENANCE	2,758.06	0.00	1,574.95	0.00	1,183.11
225 FOOTBALL CAMPS	11,403.07	9,475.00	790.00	0.00	20,088.07
230 GIRLS BASKETBALL FR	605.60	0.00	0.00	0.00	605.60
233 GIRLS SOCCER FUNDR	1,545.28	0.00	0.00	0.00	1,545.28
235 LADY CAT BB CAMPS	9,148.93	0.00	2,000.00	0.00	7,148.93
240 SOCCER BLEACHERS	100.00	0.00	0.00	0.00	100.00
245 SOFTBALL FUND RAISING	2,600.63	2,400.00	290.00	0.00	4,710.63
250 ST TRAINERS (HOSA)	1,141.13	0.00	628.00	16.30	529.43
255 TRACK FUNDR (GIRLS)	-425.00	0.00	0.00	0.00	-425.00
258 TRACK FUNDR (BOYS)	-1,459.73	0.00	0.00	0.00	-1,459.73
260 POOL FUNDRAISING	7,007.59	380.00	372.52	0.00	7,015.07
265 VB FUNDRAISING	3,213.44	1,680.00	2,488.69	0.00	2,404.75
270 WRESTLING MAT FUND	0.00	0.00	0.00	0.00	0.00
271 WRESTLING FNDRSR VAR	3,348.37	0.00	0.00	0.00	3,348.37
275 WRESTLING SCHOLARSHIP	0.00	0.00	0.00	0.00	0.00
285 NSAA COMPETITIONS	340.54	0.00	0.00	0.00	340.54

Current Cash Balance Report

79

Arranged by:

ALL Data

Group ID and Activity Number

Date: 07/01/2008 thru 07/31/2008

Activity Number and Name	Beginning Cash	Receipts	Disbursements	Adjustments	Cash Balance
290 METRO	0.00	0.00	-120.00	0.00	120.00
295 TOURNAMENTS	913.12	0.00	0.00	0.00	913.12
299 CORPORATE ADVERTISING	175.08	0.00	0.00	0.00	175.08
B ATHLETIC ADMIN Totals:	232,374.84	16,727.50	16,940.96	16.30	232,177.68
C ACADEMIC COURSES					
300 AP EUROPEAN TEXT	2,642.00	0.00	0.00	0.00	2,642.00
303 AP ECONOMICS TEXT	656.00	0.00	0.00	0.00	656.00
310 AP AMERICAN TEXTBOOKS	312.94	0.00	0.00	0.00	312.94
312 AP PSYCHOLOGY TEXT	796.44	0.00	0.00	0.00	796.44
320 ART CLASS FEES	1,566.00	0.00	0.00	0.00	1,566.00
330 BUSINESS	10.93	0.00	0.00	0.00	10.93
338 FAMILY CONSUMER SCIENCE	-423.55	0.00	0.00	0.00	-423.55
340 MATH - general	62.22	0.00	0.00	0.00	62.22
345 MATH AP	26.00	0.00	0.00	0.00	26.00
355 PHYSICAL EDUCATION	-4,438.94	0.00	0.00	0.00	-4,438.94
360 PHYSICS	175.71	0.00	0.00	0.00	175.71
370 VOC DRAFTING	1,117.48	0.00	0.00	0.00	1,117.48
371 VOC ELECTRICITY BAKER	688.64	0.00	103.85	0.00	584.79
373 VOC FOUNDATIONS	-89.62	0.00	0.00	0.00	-89.62
374 VOC METALS	460.12	0.00	0.00	0.00	460.12
376 VOC WOODS	-270.91	0.00	0.00	0.00	-270.91
C ACADEMIC COURSES Totals:	3,291.46	0.00	103.85	0.00	3,187.61
D CLUBS/ORGANIZATIONS					
400 ART CLUB	128.01	0.00	0.00	0.00	128.01
401 AMNESTY INTERNATIONAL	27.51	0.00	0.00	0.00	27.51
402 BOOKSTORE (Scratchin Post)	-488.27	0.00	3,315.00	0.00	-3,803.27
403 CLASSICS CLUB	10.76	0.00	0.00	0.00	10.76
405 CULINARY COMPETITION	252.51	0.00	0.00	0.00	252.51
407 DEBATE TEAM	0.00	0.00	745.34	0.00	-745.34
410 DECA	-47,635.49	0.00	0.00	38,456.60	-9,178.89
411 DRAMA - INTL THESPIANS	137.06	0.00	56.01	0.00	81.05
412 DRAMA PRODUCTION	5,533.18	0.00	0.00	0.00	5,533.18
413 FCCLA FAMILY CARREER	5,722.79	0.00	0.00	0.00	5,722.79
414 FORENSICS TEAM	0.00	0.00	804.45	0.00	-804.45
415 FRENCH CLUB	33.88	0.00	0.00	0.00	33.88
418 FUTURE EDUCATORS	3,301.99	0.00	0.00	0.00	3,301.99
420 GERMAN CLUB	909.35	0.00	0.00	0.00	909.35
425 JUNIOR CLASS	9,555.15	0.00	0.00	0.00	9,555.15
430 LITERARY MAGAZINE	549.63	0.00	0.00	0.00	549.63
433 MATH CLUB	0.00	0.00	0.00	0.00	0.00
435 M CLUB - CRAZIES	1,480.67	0.00	0.00	0.00	1,480.67
440 JUSTICE LEAGUE	26.90	0.00	0.00	0.00	26.90
445 NATL HONOR SOCIETY	1,227.93	0.00	0.00	0.00	1,227.93
450 NEWSPAPER	-5,760.05	0.00	0.00	0.00	-5,760.05
452 SCIENCE CLUB	-174.00	0.00	0.00	0.00	-174.00
455 SENIOR CLASS	588.49	0.00	0.00	0.00	588.49
460 SPANISH CLUB	1,977.71	0.00	0.00	0.00	1,977.71
465 SPED BUTTON FUND	36.78	0.00	0.00	0.00	36.78
470 STUDENT COUNCIL	6,028.49	0.00	0.00	0.00	6,028.49
471 STUCO WORKSHOPS	494.48	0.00	0.00	0.00	494.48
473 VOC ENGINEERING CLUB	3.28	0.00	0.00	0.00	3.28
475 SKILS USA	253.45	0.00	812.78	0.00	-559.33

Current Cash Balance Report

80

Arranged by:

Group ID and Activity Number

ALL Data

Date: 07/01/2008 thru 07/31/2008

Activity Number and Name	Beginning Cash	Receipts	Disbursements	Adjustments	Cash Balance
480 YEARBOOK (PROWLER)	36,658.99	65.00	47.10	0.00	36,676.89
485 YEARBOOK TRIP	0.00	0.00	0.00	0.00	0.00
490 ENVIRONMENTAL CLUB	5,363.53	0.00	0.00	0.00	5,363.53
495 YOUTH MAKING A DIFF	39.24	0.00	0.00	0.00	39.24
D CLUBS/ORGANIZATIONS Totals:	26,283.95	65.00	5,780.68	38,456.60	59,024.87
E ATHLETIC TEAMS					
500 BASEBALL CONTESTS	0.00	0.00	0.00	0.00	0.00
501 BASEBALL EQUIPMENT	80.00	0.00	0.00	0.00	80.00
505 BASKETBALL CON BOYS	0.00	0.00	0.00	0.00	0.00
506 BASKETBALL EQUIP - B	2,955.39	0.00	0.00	0.00	2,955.39
510 BASKETBALL CON GIRLS	0.00	0.00	0.00	0.00	0.00
511 BASKETBALL EQUIP G	103.63	0.00	0.00	0.00	103.63
515 CROSS COUNTRY CON	185.41	0.00	0.00	0.00	185.41
516 CROSS COUNTRY EQUIP	3,245.41	0.00	0.00	0.00	3,245.41
520 FOOTBALL CONTESTS	2,476.46	0.00	0.00	0.00	2,476.46
521 FOOTBALL EQUIPMENT	13,122.14	0.00	0.00	0.00	13,122.14
525 GOLF CONTESTS - BOYS	-400.00	0.00	0.00	0.00	-400.00
526 GOLF EQUIPMENT - BOYS	3,658.00	0.00	0.00	0.00	3,658.00
530 GOLF CONTESTS - GIRLS	-400.00	0.00	0.00	0.00	-400.00
531 GOLF EQUIPMENT - GIRLS	-59.24	0.00	0.00	0.00	-59.24
550 SOCCER CONTST BOYS	0.00	0.00	0.00	0.00	0.00
551 SOCCER EQUIP BOYS	439.86	0.00	0.00	0.00	439.86
555 SOCCER CONTST GIRLS	0.00	0.00	0.00	0.00	0.00
556 SOCCER EQUIP GIRLS	973.97	0.00	0.00	0.00	973.97
560 SOFTBALL CONTESTS	0.00	0.00	0.00	0.00	0.00
561 SOFTBALL EQUIPMENT	2,448.57	0.00	0.00	0.00	2,448.57
565 SWIM TEAM CONTESTS	2,555.21	0.00	0.00	0.00	2,555.21
566 SWIM TEAM EQUIPMENT	146.56	0.00	0.00	0.00	146.56
570 TENNIS CONTESTS - BOYS	3,199.31	0.00	0.00	0.00	3,199.31
571 TENNIS EQUIPMENT BOYS	3,002.28	0.00	0.00	0.00	3,002.28
573 TENNIS CONTESTS - GIRLS	773.86	0.00	0.00	0.00	773.86
574 TENNIS EQUIP GIRLS	1,879.26	0.00	0.00	0.00	1,879.26
575 TRACK CONTESTS - BOYS	5,180.88	0.00	0.00	0.00	5,180.88
576 TRACK EQUIPMENT - BOYS	1,395.09	0.00	0.00	0.00	1,395.09
580 TRACK CONTESTS - GIRLS	1,350.38	0.00	0.00	0.00	1,350.38
581 TRACK EQUIP - GIRLS	0.00	0.00	0.00	0.00	0.00
585 VOLLEYBALL CONTESTS	0.00	0.00	0.00	0.00	0.00
586 VOLLEYBALL EQUIPMENT	6,330.55	0.00	0.00	0.00	6,330.55
590 WRESTLING CONTESTS	9.00	0.00	90.00	0.00	-81.00
591 WRESTLING EQUIPMENT	1,673.83	0.00	0.00	0.00	1,673.83
E ATHLETIC TEAMS Totals:	56,325.81	0.00	90.00	0.00	56,235.81
F CHEERLEADERS					
612 DANCE TEAM	78.31	0.00	0.00	0.00	78.31
620 FRESHMAN CHEER	-4,581.00	0.00	0.00	0.00	-4,581.00
625 JV CHEERLEADERS	1,453.99	0.00	0.00	0.00	1,453.99
630 VARSITY CHEERLEADERS	4,887.69	0.00	11,356.60	0.00	-6,468.91
F CHEERLEADERS Totals:	1,838.99	0.00	11,356.60	0.00	-9,517.61
G MUSIC					
700 BAND	14,726.65	0.00	1,375.00	0.00	13,351.65
701 BAND UNIFORMS	767.49	0.00	1,908.38	0.00	-1,140.89
710 CHORAL MUSIC	11,965.43	0.00	0.00	0.00	11,965.43
715 COLORGUARD	0.00	0.00	0.00	0.00	0.00

Current Cash Balance Report

81

Arranged by:

ALL Data

Group ID and Activity Number

Date: 07/01/2008 thru 07/31/2008

Activity Number and Name	Beginning Cash	Receipts	Disbursements	Adjustments	Cash Balance
720 MUSICAL	1,354.39	0.00	0.00	0.00	1,354.39
725 MUSIC TECH/AUDITORIUM	2,945.61	0.00	0.00	0.00	2,945.61
730 ORCHESTRA	1,429.38	0.00	0.00	0.00	1,429.38
733 ORCHESTRA TRIP	-1,577.16	0.00	0.00	0.00	-1,577.16
750 SHOW CHOIR	15,887.32	225.00	10,442.50	0.00	5,669.82
760 BAND TRIP	0.00	0.00	0.00	0.00	0.00
770 CHOIR TRIP	-53,288.39	0.00	0.00	0.00	-53,288.39
775 Tri-M Music Honor Society	1,491.91	0.00	0.00	0.00	1,491.91
790 MUSIC DONATIONS	2,009.40	0.00	0.00	0.00	2,009.40
G MUSIC Totals:	-2,287.97	225.00	13,725.88	0.00	-15,788.85
H TRANSPORTATION					
800 TRANSPORTATION MISC	0.00	0.00	0.00	0.00	0.00
810 TRANS FALL SPORTS	0.00	0.00	0.00	0.00	0.00
820 TRANS SPRING SPORTS	-19.10	0.00	0.00	-288.80	-307.90
830 TRANS WINTER SPORTS	0.00	0.00	0.00	0.00	0.00
840 TRANS FIELD TRIPS	-14,432.69	0.00	0.00	12,103.28	-2,329.41
845 TRANSPORTATION BAND	5,000.00	0.00	0.00	0.00	5,000.00
848 TRANSPORTATION SHOW CHOIR	5,043.99	0.00	0.00	0.00	5,043.99
849 TRANSPORTATION MUSIC MISC	0.00	0.00	0.00	0.00	0.00
850 TR DEBATE	0.00	0.00	512.73	0.00	-512.73
851 TR DRAMA	0.00	0.00	0.00	0.00	0.00
852 TR FORENSICS	0.00	0.00	0.00	0.00	0.00
H TRANSPORTATION Totals:	-4,407.80	0.00	512.73	11,814.48	6,893.95
I ACADEMIC COURSE FINES					
900 UNIDENTIFIED	693.93	0.00	0.00	0.00	693.93
901 FOREIGN LANG FINES	1,393.81	0.00	0.00	0.00	1,393.81
902 ENGLISH FINES	1,526.96	0.00	0.00	0.00	1,526.96
903 MATH FINES	2,936.47	0.00	0.00	0.00	2,936.47
904 SCIENCE FINES	541.29	0.00	0.00	0.00	541.29
906 SOCIAL STUDIES FINES	1,895.67	0.00	0.00	0.00	1,895.67
907 BUSINESS FINES	-2.64	0.00	0.00	0.00	-2.64
I ACADEMIC COURSE FINES Totals:	8,985.49	0.00	0.00	0.00	8,985.49
M BANKING (MONEY)					
910 STARTING CASH	-100.41	0.00	0.00	0.00	-100.41
915 UNASSIGNED DEPOSITS	0.00	0.00	0.00	0.00	0.00
920 CHECKING ACCCOUNT	5,500.76	0.00	0.00	0.00	5,500.76
930 MONEY MKT INTEREST	5,258.32	655.71	0.00	0.00	5,914.03
940 CD INTEREST	79.14	0.00	0.00	0.00	79.14
M BANKING (MONEY) Totals:	10,737.81	655.71	0.00	0.00	11,393.52
Q FEE FUND - EXTRA CURRICULAR					
1000 FIELD TRIPS FEE FUND	11,885.90	0.00	0.00	-11,830.78	55.12
2220 INTRAMURAL FEE FUND	8,354.00	0.00	0.00	0.00	8,354.00
2410 DECA FEE FUND	45,742.60	0.00	0.00	-38,456.60	7,286.00
2411 DRAMA FEE FUND	0.00	0.00	0.00	0.00	0.00
2418 FEA FEE FUND	0.00	0.00	0.00	0.00	0.00
2612 DANCE CAMP FEE FUND	0.00	0.00	0.00	0.00	0.00
2620 FR CHEER CAMP FEE FUND	4,550.00	0.00	0.00	0.00	4,550.00
2625 JV CHEER CAMP FEE FUND	2,825.00	0.00	0.00	0.00	2,825.00
2630 VARSITY CHEER CAMP FEE FUND	7,155.00	0.00	0.00	0.00	7,155.00
2700 BAND FEE FUND	1,338.00	0.00	0.00	0.00	1,338.00
2710 CHOIR FEE FUND	2,474.50	0.00	0.00	0.00	2,474.50
2730 ORCHESTRA FEE FUND	604.00	0.00	0.00	0.00	604.00

Current Cash Balance Report

82

Arranged by:

Group ID and Activity Number

ALL Data

Date: 07/01/2008 thru 07/31/2008

Activity Number and Name	Beginning Cash	Receipts	Disbursements	Adjustments	Cash Balance
2733 ORCHESTRA TRIP FEE FUND	1,057.00	0.00	0.00	0.00	1,057.00
2760 BAND TRIP FEE FUND	0.00	0.00	0.00	0.00	0.00
2770 CHOIR TRIP FEE FUND	59,680.50	400.00	0.00	0.00	60,080.50
5010 PARTICIPATION FEES	0.00	0.00	0.00	0.00	0.00
Q FEE FUND - EXTRA CURRICULAR Totals:	145,666.50	400.00	0.00	-50,287.38	95,779.12
R FEE FUND - POST SECONDARY ED					
7120 AP TESTS	0.00	0.00	0.00	0.00	0.00
R FEE FUND - POST SECONDARY ED Totals:	0.00	0.00	0.00	0.00	0.00
U NOT IN USE					
122	0.00	0.00	0.00	0.00	0.00
125 NOT IN USE	0.00	0.00	0.00	0.00	0.00
152	0.00	0.00	0.00	0.00	0.00
180	0.00	0.00	0.00	0.00	0.00
181	0.00	0.00	0.00	0.00	0.00
183	0.00	0.00	0.00	0.00	0.00
184	0.00	0.00	0.00	0.00	0.00
189 NOT IN USE	0.00	0.00	0.00	0.00	0.00
226	0.00	0.00	0.00	0.00	0.00
272	0.00	0.00	0.00	0.00	0.00
273	0.00	0.00	0.00	0.00	0.00
332	0.00	0.00	0.00	0.00	0.00
372	0.00	0.00	0.00	0.00	0.00
416	0.00	0.00	0.00	0.00	0.00
536	0.00	0.00	0.00	0.00	0.00
600	0.00	0.00	0.00	0.00	0.00
610	0.00	0.00	0.00	0.00	0.00
635	0.00	0.00	0.00	0.00	0.00
735	0.00	0.00	0.00	0.00	0.00
U NOT IN USE Totals:	0.00	0.00	0.00	0.00	0.00
Z INVESTMENTS					
950 OSB-MONEY MKT PLUS	-415,916.89	0.00	655.71	0.00	-416,572.60
960 OSB - JUMBO CD	0.00	0.00	0.00	0.00	0.00
Z INVESTMENTS Totals:	-415,916.89	0.00	655.71	0.00	-416,572.60
Report Totals:	142,697.98	18,073.21	49,765.74	0.00	111,005.45

Cynthia M. Hamel 8/22/08
Accounting Clerk

John J. ... 8/22/08
Principal


ALL Data

Current Cash Balance Report


83
Arranged by:
Group ID and Activity Number

Date: 07/01/2008 thru 07/31/2008

Activity Number and Name	Beginning Cash	Receipts	Disbursements	Adjustments	Cash Balance
A SUMMER SCHOOL ACCOUNTS					
100 Elementary Summer School	29,650.00	0.00	0.00	0.00	29,650.00
120 Middle School Summer School	12,765.00	0.00	0.00	0.00	12,765.00
130 Senior High Summer School	69,222.50	0.00	300.00	0.00	68,922.50
140 Special Education	1,865.00	0.00	0.00	0.00	1,865.00
145 Special Education Preschool	0.00	0.00	0.00	0.00	0.00
150 Interest	2,134.65	74.28	0.00	0.00	2,208.93
160 Food Service Refunds	156.45	0.00	0.00	0.00	156.45
170 MNHS AP	100.00	0.00	0.00	0.00	100.00
175 MNHS IB	0.00	0.00	0.00	0.00	0.00
180 MSHS AP	0.00	0.00	0.00	0.00	0.00
185 MWHS AP	0.00	0.00	0.00	0.00	0.00
A SUMMER SCHOOL ACCOUNTS Totals:	<u>115,893.60</u>	<u>74.28</u>	<u>300.00</u>	<u>0.00</u>	<u>115,667.88</u>
Report Totals:	115,893.60	74.28	300.00	0.00	115,667.88



Linda K. Mohlman, DSAC
Executive Secretary



Chris Hughes, DSAC
Accounting Manager

The members of the Board of Education met as a Committee of the Whole on Monday, September 8, 2008 at 7:00 p.m. at the Don Stroh Administration Center, 5606 South 147th Street. The agenda included presentations on the 40 Developmental Assets, Achievement Gap, Edulog Program demonstration, and 2008-2009 Budget.

PRESENT: Brad Burwell, Mike Pate, Jean Stothert, Dave Anderson, and Linda Poole

ABSENT: Mike Kennedy

Kraig Lofquist explained the inclusion of the 40 Developmental Assets came out of the Strategic Plan Strategy 7. The Developmental Assets are concrete, common sense, positive experiences and qualities essential to raising successful young people. The assets have the power during critical elementary as well as adolescent years to influence choices young people make to help them become caring and responsible adults.

The assets are research based, and the research shows the more assets a student has, the better they will do in school and in life. These assets promote positive behaviors and also protect young people by increasing their resiliency.

The students take the survey in grades 7, 9, and 11. There are four internal and four external developmental assets. The internal assets include commitment to learning, positive values, social competencies, and positive identity; and the external assets are support, empowerment, boundaries and expectations, and construction use of time. The student average is 19 assets

Jon Lopez summarized his achievement report by saying Millard students aggregately score at or above the state and national averages on assessments given for AYP, nationally-normed tests, and aptitude tests such as the ACT or SAT exams. Although a gap in achievement exists in a number of areas between sub-groups, the gap is often relatively small, and in many cases does not have a consistent trend line of underachievement from one year to the next for most sub-groups. A small sample size, in some sub-groups significantly skew the data in either the positive or the negative direction. In a number of cases, students in sub-groups who are scoring lower than their Millard peers are scoring as well as or better than the general population of the state or the nationally-normed sample group of students.

Mr. Lopez said the key for Millard is to keep a rigorous complete assessment system in reading, math and writing.

In the areas of concern the Educational Services division makes every effort to identify the students and provide additional help in their particular subject area.

Jon Lopez provided a brief review of how the Edulog program works as a transportation manager, and how it will help in being able to calculate enrollment projections, and boundary planning.

Ken Fossen reported to the board he received notification from OPPD that electrical rates are expected to go up 17%, so this would be an additional expenditure of \$400,000 in the budget. To avoid the one-cent increase of the tax levy three additional options were provided to the board to consider. First, was an additional reduction of the cash reserve by \$1.3 million, second, was a reduction in expenditures by \$1.3 million, and the third, an additional reduction in the Employee Benefits Fund by \$1.3 million.

Dr. Lutz recommended watching the budget month by month, and will look for expenditures that can be reduced before additional funds are borrowed from the Employees Benefit Fund. The board will be provided a financial report monthly.

Board members discussed the pros and cons of each of the three options, and agreed not to reduce the cash reserve anymore than it has been, and favored the combination of options two and three. The board still did not want any reductions that would affect the educational program for students. The board preferred monitoring the budget month by month, reducing expenditures, borrowing out of the Employees Benefit Fund if necessary, and not increase the tax levy by one-cent.



CHAIRMAN

AGENDA SUMMARY SHEET

AGENDA ITEM: Second Reading of Policy 6610

MEETING DATE: September 15, 2008

DEPARTMENT: Educational Services

TITLE AND

BRIEF DESCRIPTION: Second Reading of Policy 6610—Multicultural Education

ACTION DESIRED: Approve Policy

BACKGROUND: This is a revision to the Multicultural policy and rule that addresses specific requirements found in Rule 10. The Statement of Philosophy is taken from the original Multicultural Education Program plan submitted and approved by the Board of Education on October 10, 1994. The remaining language is taken from Rule 10 and state statute.

Nebraska Department of Education Rule 10 stipulates that “The instructional program in public schools incorporates multicultural education in all curriculum areas at all grades. Multicultural education includes, but is not limited to, studies relative to the culture, history, and contributions of African Americans, Hispanic Americans, Native Americans, Asian Americans and European Americans with special emphasis on human relations and sensitivity toward all races.”

In addition, Rule 10 requires (sections 004.01G1 – 004.01G5) that:

- The district has a statement of philosophy or mission for the multicultural education program. Local program goals address multicultural education.
- The district curriculum guides, frameworks, or standards incorporate multicultural education.
- The district multicultural education program includes a process for selecting appropriate instructional materials.
- The district has a process for provision of staff development in multicultural education including professional development for administrators, teachers, and support staff which is congruent with local district and program goals.
- The district has a process for periodic assessment of the multicultural education program. An annual status report is provided to the local board of education.

RECOMMENDATIONS: Approve Policy

STRATEGIC PLAN REFERENCE: None

TIMELINE: Immediate implementation

RESPONSIBLE PERSON(S): Mark Feldhausen, Assoc. Supt. for Educational Services

SUPERINTENDENT'S APPROVAL:  -

BOARD ACTION:

Curriculum, Instruction, and Assessment

~~Multi-Cultural~~ Multicultural Education

6610

~~The Millard Public Schools shall provide those programs which foster and develop an appreciation and understanding of the racial, ethnic, language and cultural heritage of all groups which comprise the population of the United States of America.~~

~~The programs shall be implemented within the guidelines provided by the State Department of Education and in accordance with any other applicable laws or regulations.~~

The instructional program of the Millard Public Schools shall incorporate multicultural education in all curriculum areas at all grades. Multicultural education includes, but is not limited to, studies relative to the culture, history, and contributions of African Americans, Hispanic Americans, Native Americans, Asian Americans, and European Americans with special emphasis on human relations and sensitivity toward all races.

Legal Reference: Neb. Rev. Stat. § ~~79-703~~, 79-719 to 79-723
[Title 92, Nebraska Administrative Code, Chapter 10, Section 004.01G](#)

Related Policies & Rules: 6610.1

Policy Adopted:
 Revised: November 2, 1992; April 27, 1998; July 26, 1999;
 March 6, 2006; [September 2, 2008](#)

Millard Public Schools
 Omaha, Nebraska

AGENDA SUMMARY SHEET

AGENDA ITEM: Adoption of Proposed FYE09 Budget

MEETING DATE: September 15, 2008

DEPARTMENT: General Administration

TITLE & BRIEF DESCRIPTION: Adoption of Proposed FYE09 Budget – The adoption of the Superintendent’s Recommended FYE09 Budget

ACTION DESIRED: Approval Discussion Information Only

BACKGROUND: On September 2nd, the board conducted the hearing required by Nebraska statutes before it may adopt its budget for the ensuing year. Copies of FYE09 Budget were given to the board members and made available to the public at that hearing.

Subsequent to the Public Hearing, the board conducted further discussions related to the FYE09 budget. As a result, the proposed budget was further reduced in order to avoid increase the property tax levy.

A copy of the “Notice of Budget Hearing and Budget Summary” and a copy of the “Revised Budget Summary” are attached.

OPTIONS AND ALTERNATIVES: n/a

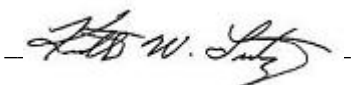
RECOMMENDATION: It is recommended that the FYE09 Budget be adopted as submitted in the Revised Budget Summary and that such document be incorporated herein in its entirety by this reference.

STRATEGIC PLAN REFERENCE: n/a

IMPLICATIONS OF ADOPTION/REJECTION: n/a

TIMELINE: Immediate.

RESPONSIBLE PERSON: Ken Fossen, Associate Superintendent (General Administration)

SUPERINTENDENT’S APPROVAL: 

NOTICE OF BUDGET HEARING AND BUDGET SUMMARY

State of Nebraska
Budget Form - NBH-School District
 Statement of Publication

Millard Public Schools (28-0017) in Douglas County, Nebraska

PUBLIC NOTICE is hereby given, in compliance with the provisions of State Statute Sections 13-501 to 13-513, that the governing body will meet on the 2nd day of September, 2008 at 5:00 o'clock, P.M., at Don Stroh Administration Center (5606 S 147 ST, Omaha, NE 68137) for the purpose of hearing support, opposition, criticism, suggestions or observations of taxpayers relating to the following proposed budget and to consider amendments relative thereto. The budget detail is available at the office of the Clerk/Secretary during regular business hours.

Clerk/Secretary

FUNDS	Actual Disbursements & Transfers	Actual/Estimated Disbursements & Transfers	Budgeted Disbursements & Transfers	Necessary Cash Reserve (4)	Total Available Resources Before Property Taxes (5)	Fee and Delinquent Tax Allowance (6)	Total Personal and Real Property Tax Requirement (7)
	2006-2007 (1)	2007-2008 (2)	2008-2009 (3)				
General	\$ 164,353,688.46	\$ 175,555,408.00	\$ 197,500,714.00	\$ 28,500,000.00	\$ 133,084,129.00	\$ 929,166.00	\$ 93,845,751.00
Depreciation	\$ 874,070.00	\$ -	\$ 5,000,000.00		\$ 5,000,000.00		
Employee Benefit	\$ 15,444,216.00	\$ 18,000,000.00	\$ 20,000,000.00	\$ -	\$ 20,000,000.00		
Contingency	\$ -	\$ -	\$ -		\$ -		
Activities	\$ 4,340,229.00	\$ 6,000,000.00	\$ 7,000,000.00	\$ 1,000,000.00	\$ 8,000,000.00		
School Lunch	\$ 8,376,435.00	\$ 9,500,000.00	\$ 12,000,000.00	\$ 1,000,000.00	\$ 13,000,000.00		
Bond	\$ 17,240,413.00	\$ 13,383,390.00	\$ 14,000,000.00	\$ 14,000,000.00	\$ 14,000,000.00	\$ 141,587.00	\$ 14,300,305.00
Special Building	\$ 30,678,233.00	\$ 21,000,000.00	\$ 32,687,151.00		\$ 31,802,231.00	\$ 8,849.00	\$ 893,769.00
Qualified Capital Purpose Undertaking	\$ -	\$ -	\$ -	\$ -	\$ -	\$ -	\$ -
Cooperative	\$ -	\$ -	\$ -	\$ -	\$ -		
Student Fee	\$ 1,093,705.00	\$ 1,500,000.00	\$ 1,825,000.00	\$ -	\$ 1,825,000.00		
0	\$ -	\$ -	\$ -	\$ -	\$ -		
TOTALS	\$ 242,400,989.46	\$ 244,938,798.00	\$ 290,012,865.00	\$ 44,500,000.00	\$ 226,711,360.00	\$ 1,079,602.00	\$ 109,039,825.00

Total Personal and Real Property Tax Requirement For Bonds

\$ 14,300,305.00

Total Personal and Real Property Tax Requirement for ALL Other

\$ 94,739,520.00

REVISED BUDGET SUMMARY

FUNDS	Actual Disbursements & Transfers	Actual/Estimated Disbursements & Transfers	Budgeted Disbursements & Transfers	Necessary Cash Reserve (4)	Total Available Resources Before Property Taxes (5)	Fee and Delinquent Tax Allowance (6)	Total Personal and Real Property Tax Requirement (7)
	2006-2007 (1)	2007-2008 (2)	2008-2009 (3)				
General	\$ 164,353,688.46	\$ 175,555,408.00	\$ 192,100,714.00	\$ 28,500,000.00	\$ 128,560,555.00	\$ 920,402.00	\$ 92,960,561.00
Depreciation	\$ 874,070.00	\$ -	\$ 5,000,000.00		\$ 5,000,000.00		
Employee Benefit	\$ 15,444,216.00	\$ 18,000,000.00	\$ 20,000,000.00	\$ -	\$ 20,000,000.00		
Contingency	\$ -	\$ -	\$ -		\$ -		
Activities	\$ 4,340,229.00	\$ 6,000,000.00	\$ 7,000,000.00	\$ 1,000,000.00	\$ 8,000,000.00		
School Lunch	\$ 8,376,435.00	\$ 9,500,000.00	\$ 12,000,000.00	\$ 1,000,000.00	\$ 13,000,000.00		
Bond	\$ 17,240,413.00	\$ 13,383,390.00	\$ 14,000,000.00	\$ 14,150,000.00	\$ 14,000,000.00	\$ 141,500.00	\$ 14,291,500.00
Special Building	\$ 30,678,233.00	\$ 21,000,000.00	\$ 32,684,231.00		\$ 31,802,231.00	\$ 8,820.00	\$ 890,820.00
Qualified Capital Purpose Undertaking	\$ -	\$ -	\$ -	\$ -	\$ -	\$ -	\$ -
Cooperative	\$ -	\$ -	\$ -	\$ -	\$ -		
Student Fee	\$ 1,093,705.00	\$ 1,500,000.00	\$ 1,825,000.00	\$ -	\$ 1,825,000.00		
0	\$ -	\$ -	\$ -	\$ -	\$ -		
TOTALS	\$ 242,400,989.46	\$ 244,938,798.00	\$ 284,609,945.00	\$ 44,650,000.00	\$ 222,187,786.00	\$ 1,070,722.00	\$ 108,142,881.00

Total Personal and Real Property Tax Requirement For Bonds

\$ 14,291,500.00

Total Personal and Real Property Tax Requirement for ALL Other

\$ 93,851,381.00

AGENDA SUMMARY SHEET

AGENDA ITEM: Adoption of FYE09 Property Tax Requests

MEETING DATE: September 15, 2008

DEPARTMENT: General Administration

TITLE & BRIEF DESCRIPTION: Adoption of FYE09 Property Tax Requests – The board action required by Nebraska law if the district desires to adopt property tax requests which differ from the property tax requests of the prior year.

ACTION DESIRED: Approval x Discussion Information Only

BACKGROUND: *Neb. Rev. Stat. §77-1601.02* provides that the property tax requests for the prior year shall be the property tax requests for the current year unless the governing body of the school district conducts a public hearing and, thereafter, passes, by a majority vote, a resolution setting the tax requests at a different amount.

Based on the district's FYE09 Budget, the tax requests for the general fund, bond fund, and special building fund need to be modified as follows:

<u>Fund</u>	<u>FYE08 Tax Request</u>	<u>FYE09 Tax Request</u>	<u>FYE09 Tax Levy</u>
General Fund	\$82,668,500	\$92,960,561	1.0401
Bond Fund	\$13,927,900	\$14,291,500	0.1599
Building Fund	\$ 8,701,150	\$ 890,820	<u>0.0100</u>
			\$ 1.2100

A proposed Resolution incorporating a property tax requests consistent with the FYE09 Budget adopted by the Board is attached.

A copy of the original "Notice of Special Hearing to Set Final Tax Request" (which was published prior to the September 2nd Public Hearing) and a copy of the "Revised Final Tax Request" are attached. The revised numbers are the ones being proposed for adoption by the board.

OPTIONS AND ALTERNATIVES: n/a

RECOMMENDATION: It is recommended that approval be given to the Resolution Regarding FYE09 Property Tax Requests as submitted and that such resolution be incorporated in its entirety into this motion.

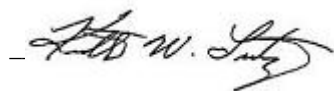
STRATEGIC PLAN REFERENCE: n/a

IMPLICATIONS OF ADOPTION/REJECTION: n/a

TIMELINE: n/a

RESPONSIBLE PERSON: Ken Fossen, Associate Superintendent (General Administration)

SUPERINTENDENT'S APPROVAL:

— 

Notice of Special Hearing To Set Final Tax Request

Millard Public Schools (28-0017) in Douglas County, Nebraska

PUBLIC NOTICE is hereby given, in compliance with the provisions of State Statute Section 77-1601.02, that the governing body will meet on the 2nd day of September 2008 at 5:00 o'clock P.M., at Don Stroh Administration Center (5606 S 147 ST, Omaha, NE 68137) for the purpose of hearing support, opposition, criticism, suggestions or observations of taxpayers relating to setting the final tax request at a different amount than the prior year tax request.

2007/08 Budget Information

2008/09 Budget Information

Fund	2007-2008 Property Tax Request	2007 Tax Rate	Property Tax Rate (2007-2008 Request Divided By 2008 Valuation)	2008-2009 Proposed Property Tax Request	Proposed 2008 Tax Rate
General Fund	82,668,500.00	0.950000	0.924943	93,845,751.00	1.050000
Bond Fund	13,927,900.00	0.160000	0.155833	14,300,305.00	0.160000
Bond Fund(s) K - 8					
Bond Fund(s) 9 - 12					
Bond Fund _____					
Special Building Fund	8,701,150.00	0.100000	0.097353	893,769.00	0.010000
Qualified Capital Purpose Undertaking Fund				-	
Qualified Capital Purpose Undertaking Fund K - 8					
Qualified Capital Purpose Undertaking Fund 9 - 12					

Revised Final Tax Request

2007/08 Budget Information

2008/09 Budget Information

Fund	2007-2008 Property Tax Request	2007 Tax Rate	Property Tax Rate (2007-2008 Request Divided By 2008 Valuation)	2008-2009 Proposed Property Tax Request	Proposed 2008 Tax Rate
General Fund	82,668,500.00	0.950000	0.924943	92,960,561.00	1.040096
Bond Fund	13,927,900.00	0.160000	0.155833	14,291,500.00	0.159901
Bond Fund(s) K - 8					
Bond Fund(s) 9 - 12					
Bond Fund _____					
Special Building Fund	8,701,150.00	0.100000	0.097353	890,820.00	0.009967
Qualified Capital Purpose Undertaking Fund					
Qualified Capital Purpose Undertaking Fund K - 8					
Qualified Capital Purpose Undertaking Fund 9 - 12					

**SCHOOL DISTRICT 017
DOUGLAS COUNTY, NEBRASKA
a/k/a Millard Public Schools**

Resolution Regarding FYE09 Property Tax Requests

BE IT RESOLVED by the Board of Education of Douglas County School District 017 (a/k/a the Millard Public Schools) as follows:

1. That, in accordance with *Neb. Rev. Stat. §77-1601.02*, the board finds and determines that, in order to fund its adopted FYE09 budget, the property tax requests for the general fund, bond fund, and building fund should be and hereby are modified from the previous year as follows:

<u>Fund</u>	<u>FYE08 Tax Request</u>	<u>FYE09 Tax Request</u>	<u>FYE09 Tax Levy</u>
General Fund	\$82,668,500	\$92,960,561	1.0401
Bond Fund	\$13,927,900	\$14,291,500	0.1599
Building Fund	\$ 8,701,150	\$ 890,820	<u>0.0100</u>
			1.2100

2. That the Douglas County Board of Equalization establish FYE09 property tax levies for the Millard Public Schools consistent with the requests contained hereinabove.

AGENDA SUMMARY SHEET

AGENDA ITEM: Rule 6610.1

MEETING DATE: September 15, 2008

DEPARTMENT: Educational Services

TITLE AND BRIEF DESCRIPTION: Approve Rule 6610.1
Curriculum, Instruction, and Assessment: Multicultural Education Program

ACTION DESIRED: Approve Rule

BACKGROUND: This is a revision to the Multicultural policy and rule that addresses specific requirements found in Rule 10. The Statement of Philosophy is taken from the original Multicultural Education Program plan submitted and approved by the Board of Education on October 10, 1994. The remaining language is taken from Rule 10 and state statute.

Nebraska Department of Education Rule 10 stipulates that “The instructional program in public schools incorporates multicultural education in all curriculum areas at all grades. Multicultural education includes, but is not limited to, studies relative to the culture, history, and contributions of African Americans, Hispanic Americans, Native Americans, Asian Americans and European Americans with special emphasis on human relations and sensitivity toward all races.”

In addition, Rule 10 requires (sections 004.01G1 – 004.01G5) that:

- The district has a statement of philosophy or mission for the multicultural education program. Local program goals address multicultural education.
- The district curriculum guides, frameworks, or standards incorporate multicultural education.
- The district multicultural education program includes a process for selecting appropriate instructional materials.
- The district has a process for provision of staff development in multicultural education including professional development for administrators, teachers, and support staff which is congruent with local district and program goals.
- The district has a process for periodic assessment of the multicultural education program. An annual status report is provided to the local board of education.

RECOMMENDATIONS: Approve Rule

STRATEGIC PLAN REFERENCE: None

TIMELINE: N/A

RESPONSIBLE PERSON(S): Dr. Mark Feldhausen, Associate Superintendent for Educational Services

SUPERINTENDENT'S APPROVAL:  —

BOARD ACTION:

Curriculum, Instruction, and Assessment

~~Multi-Cultural~~ Multicultural Education

6610.1

~~Implementation of the district Multi-Cultural Education Policy shall utilize:~~

- ~~I.—Curriculum, including the selection of materials that will assist in avoiding bias and stereotyping;~~
- ~~II.—Instruction, including those instructional strategies which will assist staff in providing equitable and unbiased opportunities for students;~~
- ~~III.—Inservice, including those learning opportunities for staff which will better enable them to understand a multi-cultural approach and employ it in their teaching and administrative duties;~~
- ~~IV.—Guidance and counseling services which promote understanding and appreciation of the racial, ethnic, language and cultural background of others.~~

~~All organizational arrangements shall guard against any grouping of students which fosters or promotes racial, ethnic, language or cultural bias.~~

The Multicultural Education Program shall comply with the requirements of Nebraska law and the accreditation rules of the Nebraska Department of Education.

I. Statement of Philosophy

Multicultural Education is essential in meeting the mission of the Millard Public Schools. Students will be provided with opportunities:

- to gain knowledge and appreciation of their own unique racial and ethnic heritage
- to gain knowledge, understanding and respect for the racial and ethnic diversity of our country, our world and its peoples.

II. Program Parameter

- A. The Multicultural Education Program shall be incorporated into the Millard Education Program, all curriculum frameworks and course guides, and include a process for selecting appropriate instructional materials, providing staff development, and periodic assessment of the program.
- B. An annual report shall be provided the District Board of Education.

Legal Reference: Neb. Rev. Stat. § 79-703, 79-719 to 79-723
Title 92, Nebraska Administrative Code, Chapter 10, Section 004.01G

Related Policies & Rules: 6610, 6100, 6120, 6120.1

Rule Approved:
 Revised: November 2, 1992; April 27, 1998; July 26, 1999; March 6, 2006
September 2, 2008

Millard Public Schools
 Omaha, Nebraska

AGENDA SUMMARY SHEET

Agenda Item: Approval to Delete Rule 2100.60 Administrative Intern

Meeting Date: September 15, 2008

Department: Human Resources

Title and Brief Description: We are completing the examination and updating of the job descriptions (2000 series).

Action Desired: Approval to Delete Rule 2100.60

Background: This rule needs to be deleted as the Administrative Intern positions no longer exist.

Options/Alternatives Considered: N/A

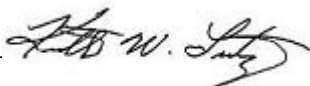
Recommendations: Approval

Strategic Plan Reference: N/A

Implications of Adoption/Rejection: N/A

Timeline: We will continue to bring job descriptions from the 2000 series to you this year.

Responsible Persons: Dr. Kirby Eltiste

Superintendent's Signature: _____  _____

Administrator Job Description

Title: Administrative Intern **2100.60**

Reports to: Principal

General Summary: Assists with the day-to-day operation of the elementary school. Will be paid on the teacher's salary schedule. A person in this position is expected to remain in this position up to two years.

Administrative:

1. Assists in the evaluation of staff and provides assistance to those needing improvement in instruction.
2. Assists in the organization of the staff development program on the building level.
3. Assists with building supervision, student discipline and student attendance.
4. Identifies, with the principal, a personal professional growth plan in needed areas.

Instructional:

1. Assists in and conducts training of all teachers in their building in the area of instructional strategies and classroom management.
2. Works with building principals in the area of instructional leadership in relation to all teachers and students.
3. Involves teachers in curriculum modification and differentiation to meet the needs of all children.
4. Makes classroom visitations and conferences with classroom teachers concerning program implementation and modification.
5. Works with IAT/SAT, MDT, building psychologists to meet the needs of individual children.
6. Assist principal in analyzing assessment data to plan and deliver staff development to meet needs of at risk students.

Gifted:

1. Assists in and conducts inservice concerning the Challenge Program.
2. Works with building principals to insure understanding and maintenance of the Challenge Program.
3. Ensures that the Challenge Program is delivered by the regular classroom teachers of reading and math.
4. Makes classroom visitations and conferences with classroom teachers concerning the Challenge Program implementation and modification.
5. Assists in and conducts training of media specialists and other involved teacher and principals in the methods employed to implement the Independent Study Program.
6. Works with media specialists to develop community resources and mentors for the Independent Study Program.
7. Works with building psychologists to meet the needs of individual gifted children.
8. Attends staffing involving program development for gifted children.
9. Conducts meetings for parents of gifted children to explain the Challenge Program and help parents with suggestions about the rearing of gifted children.

Length of Contract: 188 days Teacher and 20 days extra duty

Qualifications:Preferred Qualifications:

1. ~~A Master's Degree from an approved institution with a major in administration, curriculum or the accepted equivalent.~~
2. ~~Appropriate Nebraska Administrative certificate.~~
3. ~~Four years of successful teaching experience.~~
4. ~~Leadership skills in the area of curriculum development, management and evaluation - sensitivity to the needs and objectives of the school and the school district.~~

Required Qualifications:

1. ~~A Bachelor's Degree from an approved institution with a major in administration, curriculum or the accepted equivalent.~~
2. ~~Ability to obtain at least a provisional Nebraska Administrative certificate.~~
3. ~~Three years of successful teaching experience.~~
4. ~~Leadership skills in the area of curriculum development, management and evaluation - sensitivity to the needs and objectives of the school and the school district.~~

Rule Approved: June 2, 1998

Millard Public Schools
Omaha, NE

AGENDA SUMMARY SHEET

Agenda Item: Administrator Job Description Change

Meeting Date: September 15, 2008

Department: Human Resources

Title and Brief Description: We are completing the examination and updating of the job descriptions (2000 series).

Action Desired: Change Rules 2100.12, 2100.19, 2100.22, 2100.26, 2100.35, 2100.37, 2100.50, 2100.51, 2100.52, 2100.54, 2100.55, 2100.57

Background: These rules (job descriptions) need to be reviewed for deletion of length of contract.

Options/Alternatives Considered: N/A

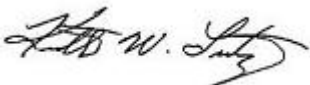
Recommendations: Change Rules 2100.12, 2100.19, 2100.22, 2100.26, 2100.35, 2100.37, 2100.50, 2100.51, 2100.52, 2100.54, 2100.55, 2100.57

Strategic Plan Reference: N/A

Implications of Adoption/Rejection: N/A

Timeline: We will continue to bring job descriptions from the 2000 series to you this year.

Responsible Persons: Kirby Eltiste

Superintendent's Signature: _____  _____

Administrator Job Description**2100.12****Title: Executive Director for Planning, Evaluation, and Information Services****Reports to:** Superintendent of Schools**General Summary:** Directs the planning and program evaluation for the District to facilitate improvement in the educational programs and services of the District.**Essential Functions:**

- I. Conceptualizes and implements methodologies for planning -- including projecting student enrollment, assigning neighborhoods to schools, and projecting long range needs for new schools. (10%)
- II. Supports the Superintendent and the Board in district-level and site-based planning. (5%)
- III. Manages the District's assessment program, in collaboration with the Educational Services Division, both for norm-referenced and criterion-referenced assessment. (25%)
- IV. Coordinates district evaluation activities (e.g., school recognition programs, curriculum and instruction programs) as assigned by the Superintendent. (5%)
- V. Provides summary reports on district planning and evaluation activities to the Millard Board of Education as directed by the Superintendent. (15%)
- VI. Evaluates district programs to determine effectiveness. (10%)
- VII. Assists and evaluates the work of principals and other staff as assigned by the Superintendent. (5%)
- VIII. Receives, evaluates, and approves all proposals to conduct research in the Millard Public Schools as submitted by staff or outside organizations, agencies, or individuals. Proposals will be referred to appropriate parties for review and recommendation. (5%)
- IX. Works with the Technology Division and the Pupil Services Department to maintain student database and to provide appropriate feedback to administrators and staff. (10%)
- X. Attends all School Board and Cabinet meetings. (5%)
- XI. Performs other duties as assigned by the Superintendent. (5%)

~~Length of Contract: 12 Months~~

Qualifications:

1. Education Level: A doctoral degree from an approved institution with a major in educational administration, educational psychology, or the accepted equivalent is preferred
2. Certification or Licensure: Nebraska Administrative Certification preferred but not required.
3. Experience desired: Five years of successful experience in administration with experience in planning, research and evaluation is preferred. Three years of experience is required.
4. Other requirements: Leadership skills in the following areas: planning, research, assessment, and evaluation; ability to work with other administrators and ability to assess the needs of the district.

Special Requirements:

	Occasional <u>1 - 32%</u>	Frequent <u>33 - 66%</u>	Constant <u>67% +</u>
1. Standing			x
2. Walking			x
3. Sitting			x
4. Lifting _____ lb max.			x
5. Carrying _____ feet			x
6. Pushing / Pulling			x
7. Climbing / Balancing			x
8. Stooping / Kneeling / Crouching / Crawling			x
9. Reaching / Handling			x
10. Speaking / Hearing			x
11. Seeing / depth perception / color			x

The statements herein are intended to describe the general nature and level of work being performed by employees assigned to this classification. They are not intended to be construed as an exhaustive list of all responsibilities, duties, and skills required of personnel so classified. Responsibilities and duties assigned are at the discretion of the superintendent.

Employee Signature: _____

Date: _____

Supervisor Signature: _____

Date: _____

Approved: June 27, 1989
 Revised: July 21, 1997; September 21, 1998; September 13, 1999;
 April 19, 2004; September 4, 2007

Millard Public Schools
 Omaha, NE

Administrator Job Description**2100.19****Title: Director of Human Resources****Reports to:** Associate Superintendent of Human Resources**General Summary:** Supports the educational programs and services of the District by developing and coordinating those phases of the personnel program which include: recruitment, selection, assignment, retention and evaluation of staff, data processing, record keeping, contracts and certification.**Essential Functions:**

- I. Coordinates the recruiting, interviewing, selecting, assigning, retaining, evaluating, and dismissing of teachers, professional/technical staff, paraprofessionals, secretaries, custodial/maintenance, food service, substitute teachers and other assigned staff. (35%)
- II. Assists in determining the personnel needs for the District. Maintains contact with all departments and schools in planning and anticipating personnel needs of the school program. (10%)
- III. Assists in the preparation and administration of the human resources budget. (5%)
- IV. Coordinates the tracking of employee retention. (10%)
- V. Coordinates employment contracts, and teacher certification including alternative certification methods and programs. (5%)
- VI. Assists with the submission of all district, state and federal personnel reports. (5%)
- VII. Develops, maintains and updates the Human Resources web page and online application process. (5%)
- VIII. Assists and evaluates the work of principals and other staff as assigned by the Superintendent. (5%)
- IX. Attends all Board of Education and Cabinet meetings. (5%)
- X. Assists the Director of Employee Relations in the Human Resource Information Systems. (3%)
- XI. Assumes other responsibilities delegated by the Associate Superintendent for Human Resources. (5%)
- XII. Assists in the supervision of teacher and paraprofessionals substitutes, as well as day-to-day assignments. (5%)
- XIII. Assists in the training of cooperating teachers. (1%)
- XIV. Other duties as assigned by the Superintendent. (1%)

Length of contract: 12 Months

Qualifications:

1. Education Level: A doctoral degree from an approved institution with a major in educational administration or the accepted equivalent is preferred; a six-year specialist degree is required.
2. Certification or Licensure: A Nebraska Administrative and Supervisory Certificate with the appropriate endorsement.
3. Experience desired: Four years of successful experience in personnel administration is preferred, three years of administrative experience is required.
4. Other requirements: Ability to work with individuals in the development and implementation of district recruitment and selection program and to prepare reports and project staff needs of the district.

Special Requirements:

	Occasional <u>1 - 32%</u>	Frequent <u>33 - 66%</u>	Constant <u>67% +</u>
1. Standing	X		
2. Walking		X	
3. Sitting		X	
4. Lifting <u>25</u> lb max.	X		
5. Carrying <u>50</u> feet	X		
6. Pushing / Pulling	X		
7. Climbing / Balancing	X		
8. Stooping / Kneeling / Crouching / Crawling	X		
9. Reaching / Handling	X		
10. Speaking / Hearing			X
11. Seeing / depth perception / color			X

The statements herein are intended to describe the general nature and level of work being performed by employees assigned to this classification. They are not intended to be construed as an exhaustive list of all responsibilities, duties, and skills required of personnel so classified. Responsibilities and duties assigned are at the discretion of the supervisor (or superintendent).

Employee Signature: _____

Date: _____

Supervisor Signature: _____

Date: _____

Approved: June 5, 2000; April 19, 2004; September 4, 2007

Millard Public Schools
Omaha, NE

Administrator for Special Education Programs & Compliance**2100.22****Reports to:** Director of Special Education

General Summary: Coordinates special education compliance; assists in the design, development and delivery of special education programs and services appropriate for K-12 students with verified. The Administrator for Special Education Programs and Compliance assists the Director of Special Education with staffing, budgeting, staff development, and program implementation and evaluation for identified special education programs. The Administrator for Special Education Programs and Compliance will work with staff to identify and implement interventions appropriate to identified student needs for the purpose of promoting student achievement.

Performance Responsibilities:

- I. Conducts reviews of assigned special education documents so as to ensure compliance with district procedures, state, and federal laws; identifies areas of need and works with Director of Special Education to develop and implement programs to address those needs. (15%)
- II. Collaborates with staff members and principals administrators to provide direction and assistance with the provision of interventions for K-12 students to enable them to progress in the general education curriculum and meet district and state achievement standards including, but not limited to: assist staff members in analyzing data and identifying strategies and materials for struggling students (10%), work with staff members to identify and select appropriate scientific, research-based instructional strategies and interventions (15%), assist teachers with progress monitoring measures to inform instructional decision-making about adjusting instruction and changing curricula or materials (15%), and assist staff in implementing scientific, research-based strategies in classrooms with integrity and fidelity (10%).
- III. Coordinates and supervises identified programs for students with disabilities. (8%)
- IV. Assists in communicating with parents and staff members regarding evaluation, programming, placement, services and rights of students with disabilities. (5%)
- V. Assists the Director of Special Education with the special education staff development program. (3%)
- VI. Assists with the recruitment, selection, assessment and evaluation of special education teachers. (2%)
- VII. Assists in the preparation of federal, state and local reports on special education under the direction of the Director of Special Education. (10%)
- VIII. Coordinates the development of and supervises the implementation of the PK-12 special education transportation and the K-12 summer school program. (5%)
- IX. Assumes responsibility for own professional growth and development; for keeping current with the literature and new research findings; and for attending appropriate professional meetings and conferences. (2%)
- X. Assumes other responsibilities as delegated and assigned.

Length of contract: 228 days**Preferred Qualifications:**

1. A six-year educational specialist degree from an approved institution, with required course work in special education.
2. Appropriate Nebraska Administrative Certificate.
3. Four years of successful administrative experience in the area of special education.
4. Experience and leadership in special education administration.

Required Qualifications:

1. A master's degree from an approved institution with a major in special education.
2. Appropriate Nebraska Administrative Certificate.
3. Four years of successful teaching experience in the area of special education.
4. Experience and leadership abilities in appropriate facets of school administration; sensitivity to the needs and objectives of the District.

Special Requirements:

	<u>1 - 32%</u>	<u>33 - 66%</u>	<u>67% +</u>
1. Standing			X
2. Walking			X
3. Sitting			X
4. Lifting _____ lb max.			X
5. Carrying _____ feet			X
6. Pushing / Pulling			X
7. Climbing / Balancing			X
8. Stooping / Kneeling / Crouching / Crawling			X
9. Reaching / Handling.....			X
10. Speaking / Hearing.....			X
11. Seeing / depth perception / color.....			X

The statements herein are intended to describe the general nature and level of work being performed by employees assigned to this classification. They are not intended to be construed as an exhaustive list of all responsibilities, duties, and skills required of personnel so classified. Responsibilities and duties assigned are at the discretion of the superintendent.

Employee Signature: _____

Date: _____

Supervisor Signature: _____

Date: _____

Approved: August 5, 2002
Revised: March 7, 2005; September 4, 2007; May 5, 2008

Millard Public Schools
Omaha NE

Title: Coordinator of Related Services and Young Adult Program**2100.26****Reports to:** Director of Special Education

General Summary: The Coordinator of Related Services and Young Adult Program assists the Director of Special Education with staffing, budgeting, and program evaluation for the Alternate Curriculum, Young Adult and Related Service programs. Special Education Related Services include, but are not limited to, Occupational and Physical Therapy, Assistive Technology, Vision, Adaptive P.E. and Speech/Language Therapy.

Performance Responsibilities:

- I. Collaborates with special education coordinators and related services providers to provide direction and assistance with regard to the provision of Related Services within the educational setting.
- II. Assists in the coordination and implementation of Multi-Disciplinary and Individual Education Program staff procedures within the Young Adult Program.
- III. Monitors evaluation and verification procedures used in each Related Services discipline and the Young Adult Program to ensure appropriate placement and programming for students with disabilities.
- IV. Assists related services providers and Young Adult Program teachers in developing and implementing prescriptive programs for students with disabilities to whom they provide services.
- V. Works with Young Adult Program team members to facilitate the special education program and provide appropriate educational services for students with disabilities.
- VI. Directs the ongoing staff development program made available to Young Adult Program and Related Services staff members and assists the Director of Special Education with the total special education staff development program.
- VII. Assists related services providers in developing and presenting staff development for special education teachers, general education teachers and paraprofessionals within their discipline.
- VIII. Assists the Director of Special Education with budget development and implementation for the Related Services disciplines and Young Adult Program.
- IX. Assists with the recruitment, selection, assignment and evaluation of Young Adult Program staff and Related Services providers.
- X. Assists in the preparation of federal, state and local reports on special education under the direction of the Director of Special Education.
- XI. Assists in the articulation of secondary special education programs and Young Adult Program.
- XII. Acts as a materials and curriculum consultant to the Young Adult Program and related services disciplines.
- XIII. Assists in communicating with parents regarding evaluation, programming, placement, services and rights of students with disabilities.
- XIV. Arranges for transportation of students with disabilities in the Young Adult Program when required by their Individual Education Program.
- XV. Coordinates the provision of related services to students with disabilities attending summer school or receiving Continuous Year or Extended School Year services.
- XVI. Assumes responsibility for own professional growth and development; for keeping current with the literature and new research findings; and for attending appropriate professional meetings and conferences.
- XVII. Assumes other responsibilities as delegated and assigned.

Qualifications

Preferred Qualifications:

- I. A six-year educational specialist’s degree from an approved institution, with required course work in special education.
- II. Appropriate Nebraska Administrative Certificate
- III. Four years of successful administrative experiences in the area of special education.
- IV. Experience and leadership in special education administration.

Required Qualifications:

- I. A master’s degree from an approved institution with a major in special education.
- II. Appropriate Nebraska Administrative Certificate.
- III. Four years of successful teaching experience in the area of special education.
- IV. Experience and leadership abilities in appropriate facets of school administration; sensitivity to the needs and objectives of the District.

Special Requirements:

	Occasional <u>1 - 32%</u>	Frequent <u>33 - 66%</u>	Constant <u>67% +</u>
1. Standing			X
2. Walking			X
3. Sitting		X	
4. Lifting <u>20</u> lb max.	X		
5. Carrying <u>25x</u> feet	X		
6. Pushing / Pulling	X		
7. Climbing / Balancing	X		
8. Stooping / Kneeling / Crouching / Crawling	X		
9. Reaching / Handling.....	X		
10. Speaking / Hearing			X
11. Seeing / depth perception / color			X

The statements herein are intended to describe the general nature and level of work being performed by employees assigned to this classification. They are not intended to be construed as an exhaustive list of all responsibilities, duties, and skills required of personnel so classified. Responsibilities and duties assigned are at the discretion of the supervisor and building principal (or superintendent).

Employee Signature: _____

Date: _____

Supervisor Signature: _____

Date: _____

Approved: August 20, 2001
Revised: May 5, 2008

Millard Public Schools
Omaha, NE

Administrator Job Description

2100.35

Title: Coordinator of Special Programs

Reports to: Director of Elementary Education

General Summary: Coordinates Educational Services special programs, including but not limited to, the Core Academy Program and Montessori, reteaching plans for students who have not yet met ELO performance standards, the Advanced Placement and dual enrollment programs, the PYP, MYP, and IB Diploma Programmes, K-12 summer school, the implementation of strategic action plans as assigned, and state and federal grants as assigned.

Essential Functions:

- I. Coordinates and facilitates communication about the Core Academy Program and the Montessori Program with the District and to the community. (20%)
- II. Assists the Montessori administrative staffs' understanding of the Montessori Program components (philosophy, curriculum, instructional practices, staff development) so that they can effectively supervise staff and maintain program integrity. (15%)
- III. Coordinates the development, monitors the implementation of, and gathers summary reports of, school site plans for the purpose of reteaching students who have not yet met the ELO performance standards. (15%)
- IV. Coordinates and facilitates assigned aspects of the District's strategic action plans. Monitors implementation and communicates and facilitates staff work in accomplishing tasks. (10%)
- V. Coordinates the implementation, maintenance, and reporting of for the Rule 4 textbook loan program. (5%)
- VI. Coordinates, implements, and oversees the organization, communication of and hiring for elementary, middle, and high school summer school. Generates reports as needed. (20%)
- VII. Coordinates and facilitates communication and district oversight of AP and dual enrollment plans. (7%)
- VIII. Facilitates communication between building PYP, MYP, and the IB Diploma Programmes and the District. (3%)
- IX. Assumes other special programs and projects as assigned. (5%)

~~**Length of Contract:** 212 Days~~

Qualifications:

1. Education Level: Master's degree from an approved institution with a major in educational administration or the accepted equivalent.
2. Certification or Licensure: Appropriate Nebraska administrative certificate.
3. Experience desired: Facilitation experience and/or administrative experience in curriculum, instruction and assessment related areas.
4. Other requirements: Skilled in the use of standard office applications of technology, able to maintain and apply approved budgets to identified programs, highly organized, ability to work harmoniously with others, task and goal oriented. Valid drivers' license.

Special Requirements:

	Occasional <u>1 - 32%</u>	Frequent <u>33 - 66%</u>	Constant <u>67% +</u>
1. Standing	x		
2. Walking		x	
3. Sitting		x	
4. Lifting <u>20</u> lb max.	x		
5. Carrying <u>25</u> feet	x		
6. Pushing / Pulling	x		
7. Climbing / Balancing	x		
8. Stooping / Kneeling / Crouching / Crawling	x		
9. Reaching / Handling	x		
10. Speaking / Hearing			x
11. Seeing / depth perception / color			x

The statements herein are intended to describe the general nature and level of work being performed by employees assigned to this classification. They are not intended to be construed as an exhaustive list of all responsibilities, duties, and skills required of personnel so classified. Responsibilities and duties assigned are at the discretion of the supervisor (or superintendent).

Employee Signature: _____

Date: _____

Supervisor Signature: _____

Date: _____

Rule Approved: July 12, 1999

Revised: March 7, 2005; September 4, 2007; January 21, 2008

(Effective May 21, 2008) (2100.36 was deleted and included in this rule))

Millard Public Schools
Omaha, NE

Administrator Job Description

2100.37

Title: Coordinator of Career and Technical Education (CTE) Programs

Reports to: Director of Secondary Education

General Summary: Provides coordination of all activities between the schools and at the District level in career and technical education programs, including but not limited to, career academies, related state and federal grants, post graduate surveys, and educational data collection and data-based management decision-making.

Essential Functions:

- I. Works with district administrators and workforce development stakeholders to establish new and innovative CTE programs which emulate employment trends; works with school principals to determine CTE program offerings; recommends courses for addition to or elimination from curriculum; coordinates communications of CTE offerings to students and public; and assists in evaluation of program effectiveness. (20%)
- II. Works with industry representatives, advisory members, and district personnel to develop curriculum and select instructional materials, supplies, and equipment; coordinates with principals and district administrators to establish and maintain industry-standard facilities. (15%)
- III. Coordinates with state and local educational agencies to ensure continuity and relevance of programs for students and assure delivery of current industry standards; leads district efforts in submitting CTE programs for approval; develops and maintains articulation agreements with labor and post secondary institutions; coordinates district participation in Dual Credit program. (15%)
- IV. IV. Coordinates district support of Career and Technical Education teaching staff including professional development to effect changes and improvements in the delivery of instruction; assures that all CTE classes maintain a dual focus on both academic and technical skill development; visits schools regularly to review programs, share ideas, and provide feedback to improve teaching methods. (10%)
- V. Assists school principals and district personnel with personnel issues for CTE programs. (10%)
- VI. Coordinates program development consistent with the established Career and Technical Education budget; sets priorities for materials, supplies, and equipment acquisition; assures that all expenditures follow district, state, and federal compliance guidelines. (10%)
- VII. Facilitates state and federal grants related to CTE; coordinates the post-graduate survey and exiting senior survey; interprets data to make program decisions. (10%)
- VIII. VIII. Establishes and maintains strong and effective working relationships with professional organizations. (5%)
- IX. Assumes other duties as assigned. (5%)

Length of Contract: ~~222~~ days

Qualifications:

- I. Education Level: Master's degree from an approved institution with a major in educational administration or the accepted equivalent (preferred). Course work or experience in alternative and/or career and technical education (required).

- II. Certification or Licensure: Appropriate Nebraska teaching certificate (required) or administrative certificate (preferred).
- III. Experience desired: Facilitation experience and/or administrative experience in curriculum, instruction and assessment related areas. Data analysis and program evaluation experience.
- IV. Other requirements: Skilled in the use of standard office applications of technology, able to maintain and apply approved budgets to identified programs, highly organized, ability to work harmoniously with others, task and goal oriented. Valid driver's license.

Special Requirements:

	Occasional <u>1 - 32%</u>	Frequent <u>33 - 66%</u>	Constant <u>67% +</u>
1. Standing	x		
2. Walking		x	
3. Sitting		x	
4. Lifting <u>20</u> lb max.	x		
5. Carrying <u>5</u> feet	x		
6. Pushing / Pulling	x		
7. Climbing / Balancing	x		
8. Stooping / Kneeling / Crouching / Crawling	x		
9. Reaching / Handling.....	x		
10. Speaking / Hearing.....			x
11. Seeing / depth perception / color.....			x

The statements herein are intended to describe the general nature and level of work being performed by employees assigned to this classification. They are not intended to be construed as an exhaustive list of all responsibilities, duties, and skills required of personnel so classified. Responsibilities and duties assigned are at the discretion of the supervisor (or superintendent).

Employee Signature: _____ Date: _____

Supervisor Signature: _____ Date: _____

Rule Approved: January 21, 2008 (effective August 1, 2008)
Revised:

Millard Public Schools
Omaha, NE

Administrator Job Description

2100.50

Title: Principal

Reports to: Principal's designated Central Office performance evaluator

General Summary: Serves as the educational leader of the school. Responsible for the educational programs and services in the school. Responsible for implementing district programs, policies, and procedures.

Essential Functions:

I. Instructional Leadership and Academic Focus

The principal:

- A. Assumes responsibility for the school and educational program.
- B. Provides for effective instructional leadership, including monitoring student performance relative to assessments, and ensuring that the written curriculum is the taught, assessed curriculum.
- C. Provides for effective selection, induction, and continual staff development of all personnel.
- D. Assumes leadership responsibilities for the development and improvement of staff.
- E. Provides for effective evaluation of all personnel.
- F. Provides leadership for positive educational change.
- G. Communicates and promotes standards of performance.
- H. Assists staff with the use of data to make educational improvement decisions.

II. School Management

The principal:

- A. Budgets time to achieve balance between administrative and supervisory duties.
- B. Identifies needed changes and improvement in school plant.
- C. Provides sound fiscal management of building resources and programs.
- D. Utilizes effective practices to promote desirable student conduct.
- E. Demonstrates effective skills in problem analysis, decision-making, and judgment.
- F. Demonstrates effective communication skills.

III. Interpersonal Relationships

The principal:

- A. Demonstrates positive interpersonal relations with students, staff, and community.
- B. Promotes and nurtures a positive interpersonal climate in the school building.

IV. Professional Responsibilities

The principal:

- A. Implements district programs, policies, and procedures.
- B. Participates in professional growth activities.
- C. Holds high expectations for self as evidenced by modeling positive work habits and behaviors.
- D. Assumes responsibilities outside the school as related to school matters.

~~Length of contract: 12 months - high school and middle school principal;
212 or 222 days - elementary principal~~

Qualifications:

1. Education Level: Preferred: Doctoral degree from an approved institution with a major in educational administration or the accepted equivalent. Required: Master's degree from an approved institution with a major in educational administration or the accepted equivalent.
2. Certification or Licensure: Appropriate Nebraska Administrative Certificate.
3. Experience desired: Preferred: Three years of successful experience in administration as building principal. Required: Two years of successful experience in a leadership role, and four years of teaching experience.
4. Other requirements: Experience, maturity and leadership abilities in appropriate facets of school administration - sensitivity to the needs and objectives of the student, school and district; the ability to supervise, evaluate, and manage the work of others; leadership skills in the area of curriculum development, management and evaluation.

Special Requirements:

	Occasional <u>1 - 32%</u>	Frequent <u>33 - 66%</u>	Constant <u>67% +</u>
1. Standing		x	
2. Walking		x	
3. Sitting		x	
4. Lifting <u>25</u> lb max.	x		
5. Carrying <u>100</u> feet	x		
6. Pushing / Pulling		x	
7. Climbing / Balancing		x	
8. Stooping / Kneeling / Crouching / Crawling		x	
9. Reaching / Handling		x	
10. Speaking / Hearing			x
11. Seeing / depth perception / color			x

The statements herein are intended to describe the general nature and level of work being performed by employees assigned to this classification. They are not intended to be construed as an exhaustive list of all responsibilities, duties, and skills required of personnel so classified. Responsibilities and duties assigned are at the discretion of the supervisor and building principal (or superintendent).

Employee Signature: _____

Date: _____

Supervisor Signature: _____

Date: _____

Rule Approved:
Rule Revised: August 20, 1990; September 21, 1998; November 1, 2004
January 21, 2008

Millard Public Schools
Omaha, NE

Administrative Job Description**2100.51****Title: Assistant Principal - Discipline****Reports to:** Principal

General Summary: Supports the educational programs and services of the District by directing the general discipline and attendance procedures for high school students, and by supervising and evaluating office personnel and teaching staff, under the direction of the building principal.

Essential Functions:

- I. Assists principal in:
 - A. Assuming responsibility for the school and educational program.
 - B. Providing for effective instructional leadership, including monitoring student performance relative to assessments ensuring that the written curriculum is the taught, assessed curriculum.
 - C. Providing for effective selection, induction, and continual staff development of all personnel.
 - D. Assuming leadership responsibilities for the development and improvement of staff.
 - E. Providing for effective evaluation of all personnel.
 - F. Providing leadership for positive educational change.
 - G. Communicating and promoting standards of performance.
 - H. Assisting staff with the use of data to make educational improvement decisions.
- II. Assumes responsibility for general discipline of all students, coordinating efforts with those of other staff members.
- III. Assumes responsibility for all student accounting, including coordination of procedures for attendance.
- IV. Assists principal in supervision of class scheduling, supervisory schedules, lunch schedules, graduation activities and parking policies.
- V. Supervises and evaluates office personnel and teaching staff.
- VI. Assumes the responsibility of the principal in his/her absence.
- VII. Supervises extracurricular activities and school events.
- VIII. Assists with student recognition programs.
- IX. Performs other duties assigned by the principal.

~~Length of Contract: 12 months~~

Qualifications:

1. Education Level: Master’s degree from an approved institution with a major in education administration or the accepted equivalent required. A six-year administrative specialist degree from an approved institution with a major in education administration or the accepted equivalent preferred.
2. Certification or Licensure: Appropriate Nebraska Administrative Certificate.
3. Experience desired: Four years of successful teaching experience in a secondary school required. Five years of successful teaching experience in a secondary school preferred.
4. Other requirements: Experience, maturity and leadership abilities in appropriate facets of school administration - sensitivity to the needs and objectives of the student, the school and district.

Special Requirements:

	Occasional <u>1 - 32%</u>	Frequent <u>33 - 66%</u>	Constant <u>67% +</u>
1. Standing		x	
2. Walking		x	
3. Sitting		x	
4. Lifting <u>20</u> lb max.		x	
5. Carrying <u>5</u> feet		x	
6. Pushing / Pulling		x	
7. Climbing / Balancing		x	
8. Stooping / Kneeling / Crouching / Crawling		x	
9. Reaching / Handling		x	
10. Speaking / Hearing			x
11. Seeing / depth perception / color			x

The statements herein are intended to describe the general nature and level of work being performed by employees assigned to this classification. They are not intended to be construed as an exhaustive list of all responsibilities, duties, and skills required of personnel so classified. Responsibilities and duties assigned are at the discretion of the supervisor and building principal (or superintendent).

Employee Signature: _____

Date: _____

Supervisor Signature: _____

Date: _____

Rule Approved: November 3, 1980
 Revised: November 17, 1997; September 21, 1998; January 21, 2008
 Reaffirmed: November 1, 2004

Millard Public Schools
 Omaha, NE

Title: Assistant Principal - Curriculum and Instruction

Reports to: Principal

General Summary: Directs the planning, implementation, and evaluation of high school curriculum, accompanying programs and activities, under the direction of the building principal.

Essential Functions:

- I. Assists principal in:
 - A. Assuming responsibility for the school and educational program.
 - B. Providing for effective instructional leadership, including monitoring student performance relative to assessments ensuring that the written curriculum is the taught, assessed curriculum.
 - C. Providing for effective selection, induction, and continual staff development of all personnel.
 - D. Assuming leadership responsibilities for the development and improvement of staff.
 - E. Providing for effective evaluation of all personnel.
 - F. Providing leadership for positive educational change.
 - G. Communicating and promoting standards of performance.
 - H. Assisting staff with the use of data to make educational improvement decisions.
- II. Articulates the curricular needs for development, revision or deletion of program to the director of planning and curriculum development.
- III. Assists in the evaluation of staff and provides primary assistance to new staff and those needing improvement in instructional delivery.
- IV. Evaluates department heads.
- V. Evaluates selected courses for effectiveness and impact.
- VI. Organizes staff development and building level inservice programs.
- VII. Implements, with the assistance of the department heads, an articulation process for programs both within and between buildings.
- VIII. Coordinates programs being piloted and the established curricular programming.
- IX. Supports the advisement program through appropriate curricular and instructional recommendations.
- X. Coordinates the student teacher program at the building level.
- XI. Coordinates Project PAYBAC activities.
- XII. Organizes and supervises summer school program within the building.
- XIII. Assists with building supervision and discipline; assists with supervision of activities.
- XIV. Performs other duties assigned by the principal that may vary from building to building. These duties may include, but are not limited to, facilitating district assessments, coordinating School-to-Work activities, serving as the mentor program liaison, assisting with academic awards, and coordinating the Dual Enrollment Program and advanced placement programs.

~~Length of contract: 12 months~~

Qualifications:

- 1. Education Level: Master’s degree from an approved institution with a major in administration, curriculum or the accepted equivalent required. A six-year administrative specialist degree from an approved institution with a major in education administration or curriculum or the accepted equivalent preferred.
- 2. Certification or Licensure: Appropriate Nebraska Administrative Certificate.
- 3. Experience desired: Three years of successful teaching experience in a secondary school required. Four years of successful teaching experience in a secondary school preferred.
- 4. Other requirements: Leadership skills in the area of curriculum development management and evaluation - sensitivity to the needs and objectives of the school and the school district.

Special Requirements:

	Occasional <u>1 - 32%</u>	Frequent 33 - 66%	Constant <u>67% +</u>
1. Standing x		
2. Walking		x	
3. Sittingx	
4. Lifting <u>20</u> lb max. x		
5. Carrying <u>5</u> feet x		
6. Pushing / Pulling x		
7. Climbing / Balancing x		
8. Stooping / Kneeling / Crouching / Crawling.....	. x		
9. Reaching / Handling.....	. x		
10. Speaking / Hearing.....			.x
11. Seeing / depth perception / color.....			.x

The statements herein are intended to describe the general nature and level of work being performed by employees assigned to this classification. They are not intended to be construed as an exhaustive list of all responsibilities, duties, and skills required of personnel so classified. Responsibilities and duties assigned are at the discretion of the immediate supervisor (and/or superintendent).

Employee Signature: _____

Date: _____

Supervisor Signature: _____

Date: _____

Rule Approved: November 3, 1980
 Revised: November 17, 1997; November 1, 2004; January 21, 2008

Millard Public Schools
 Omaha, NE

Administrative Job Description

Title: Assistant Principal - Activities (9-12)

2100.54

Reports to: Principal

General Summary: Directs the planning, implementation, and evaluation of programming related to high school activities and athletics, and its accompanying routines for the school district, under the direction of the building principal.

Essential Functions:

- I. Assists principal in:
 - A. Assuming responsibility for the school and educational program.
 - B. Providing for effective instructional leadership, including monitoring student performance relative to assessments ensuring that the written curriculum is the taught, assessed curriculum.
 - C. Providing for effective selection, induction, and continual staff development of all personnel.
 - D. Assuming leadership responsibilities for the development and improvement of staff.
 - E. Providing for effective evaluation of all personnel.
 - F. Providing leadership for positive educational change.
 - G. Communicating and promoting standards of performance.
 - H. Assisting staff with the use of data to make educational improvement decisions.
- II. Coordinates all drama, musical, athletic and school organization activities and contests.
- III. Coordinates school-community use of facilities, and assigns personnel for activities requiring supervision.
- IV. Supervises and evaluates all coaches, sponsors, and other staff members as assigned.
- V. Supervises and evaluates activities of school organizations.
- VI. Publicizes and promotes school activities.
- VII. Assumes responsibility for preparing the activity budget as delegated by the building principal.
- VIII. Assumes responsibility for contract relations for all interscholastic contests.
- IX. Arranges transportation for organizations and athletic teams.
- X. Coordinates school fund raising activities.
- XI. Assists other administrative staff members in general discipline of all students.
- XII. Performs other duties assigned by the principal.

~~Length of contract: 211 days or 12 months~~

Qualifications:

- I. Master's degree from an approved institution with a major in educational administration or the accepted equivalent required. A six-year administrative specialist degree from an approved institution with a major in educational administration or the accepted equivalent preferred.
- II. Appropriate Nebraska Administrative Certificate.
- III. Three years of successful teaching experience in a secondary school required. Four years of successful teaching experience in a secondary school preferred
- IV. Leadership skills in the area of administration, management and evaluation - sensitivity to the needs and objectives of the school and the district.

Special Requirements:

	Occasional	Frequent	Constant
	<u>1 - 32%</u>	<u>33 - 66%</u>	<u>67% +</u>
1. Standingx
2. Walkingx
3. Sittingx
4. Lifting <u>20</u> lb max.x
5. Carrying <u>5</u> feetx
6. Pushing / Pullingx
7. Climbing / Balancingx
8. Stooping / Kneeling / Crouching / Crawling.....			.x
9. Reaching / Handling.....			.x
10. Speaking / Hearing.....			.x
11. Seeing / depth perception / color.....			.x

The statements herein are intended to describe the general nature and level of work being performed by employees assigned to this classification. They are not intended to be construed as an exhaustive list of all responsibilities, duties, and skills required of personnel so classified. Responsibilities and duties assigned are at the discretion of the supervisor and building principal (or superintendent).

Employee Signature: _____

Date: _____

Supervisor Signature: _____

Date: _____

Rule Approved: November 3, 1980
 Revised: November 17, 1997; January 21, 2008
 Reaffirmed: November 1, 2004

Millard Public Schools
 Omaha, NE

Administrator Job Description

Title: Middle School Assistant Principal

2100.55

Reports to: Principal

General Summary: Supports the educational programs of the District and building by planning, evaluating, and implementing programs related to students in grades 6-8, under the direction of the middle school principal.

Essential Functions:

- I. Assists the principal in:
 - A. Assuming responsibility for the school and educational program.
 - B. Providing for effective instructional leadership, including monitoring student performance relative to assessments ensuring that the written curriculum is the taught, assessed curriculum.
 - C. Providing for effective selection, induction, and continual staff development of all personnel.
 - D. Assuming leadership responsibilities for the development and improvement of staff.
 - E. Providing for effective evaluation of all personnel.
 - F. Providing leadership for positive educational change.
 - G. Communicating and promoting standards of performance.
 - H. Assisting staff with the use of data to make educational improvement decisions.
- II. Coordinates and/or assists the principal and Director of Secondary Education in the articulation of curricular needs for development, revision, and/or deletion.
- III. Coordinates and/or assists in the planning, implementation, and evaluation of all course offerings with department head assistance.
- IV. Coordinates and/or assists with the articulation process between the middle schools, elementary schools, and high schools with department head assistance.
- V. Coordinates and/or assists with the building level summer school program.
- VI. Coordinates and/or assists the efforts of the department heads.
- VII. Coordinates and/or assists in the evaluation of staff and provides primary assistance to those needing improvement in instruction.
- VIII. Coordinates and/or assists in the implementation of a comprehensive staff development program at the building level.
- IX. Services as team leader for the interdisciplinary and special area teams.
- X. Coordinates and/or assists with building supervision, student discipline, and student attendance.
- XI. Coordinates and/or assists in building the master schedule and student registration.

- XII. Coordinates and/or assists in grade reporting and student records.
- XIII. Performs other administrative duties as assigned by the principal.
- XIV. May be assigned teaching responsibilities in an endorsed area as needed.

Length of Contract: 221 Days

Qualifications:

1. Education Level: Master’s degree from an approved institution with a major in administration, curriculum or the accepted equivalent required. Six-year administrative specialist degree from an approved institution with a major in education administration or curriculum or the accepted equivalent preferred.
2. Certification or Licensure: Appropriate Nebraska Administrative Certificate.
3. Experience desired: Three years (four years preferred) of successful teaching experience.
4. Other requirements: Leadership skills in the area of curriculum development, management and evaluation; sensitivity to the needs and objectives of the school and the school district.

Special Requirements:

	Occasional <u>1 - 32%</u>	Frequent <u>33 - 66%</u>	Constant <u>67% +</u>
1. Standing		X	
2. Walking		X	
3. Sitting	X		
4. Lifting <u>20</u> lb max.	X		
5. Carrying <u>25</u> feet	X		
6. Pushing / Pulling	X		
7. Climbing / Balancing	X		
8. Stooping / Kneeling / Crouching / Crawling	X		
9. Reaching / Handling.....	X		
10. Speaking / Hearing			X
11. Seeing / depth perception / color.....			X

The statements herein are intended to describe the general nature and level of work being performed by employees assigned to this classification. They are not intended to be construed, as an exhaustive list of all responsibilities, duties, and skills required of personnel so classified. Responsibilities and duties assigned are at the discretion of the supervisor and building principal (or superintendent).

Employee Signature: _____

Date: _____

Supervisor Signature: _____

Date: _____

Rule Approved: June 18, 1990
 Revised: January 22, 2001; January 21, 2008

Millard Public Schools
 Omaha, NE

Title: Elementary Assistant Principal

2100.57

Reports to: Building Principal

General Summary: Serves as the educational assistant of the school. Supports the educational programs and services in the school. Assists the principal in being responsible for implementing district programs, policies, and procedures.

Essential Functions:

I. Instructional Leadership and Academic Focus

The assistant principal:

- A. Assists with responsibility for the school and educational program.
- B. Assists with providing for effective instructional leadership.
- C. Assists the principal to provide for effective selection, induction, and continual staff development of all personnel.
- D. Assists with leadership responsibilities for the development and improvement of staff.
- E. Assists in effective evaluation of all personnel.
- F. Provides leadership for positive educational change.
- G. Communicates and promotes standards of performance.
- H. Assists staff with the use of data to make educational improvement decisions.

II. School Management

The assistant principal:

- A. Budgets time to achieve balance between administrative and supervisory duties.
- B. Identifies needed changes and improvement in school plant.
- C. Assists to provide sound fiscal management of building resources and programs.
- D. Utilizes effective practices to promote desirable student conduct.
- E. Demonstrates effective skills in problem analysis, decision-making, and judgment.
- F. Demonstrates effective communication skills.

III. Interpersonal Relationships

The assistant principal:

- A. Demonstrates positive interpersonal relations with students, staff, and community.
- B. Promotes and nurtures a positive interpersonal climate in the school building.

The assistant principal:

- A. Assists the principal to implement district programs, policies, and procedures.
- B. Participates in professional growth activities.
- C. Holds high expectations for self as evidenced by modeling positive work habits and behaviors.
- D. Assumes responsibilities outside the school as related to school matters.

Length of contract: 211 or 221 days

Qualifications:

- I. Education Level: Masters degree from an approved institution with a major in educational administration, curriculum, or the accepted equivalent required. Six-year administrative specialist degree from an approved institution with a major in educational administration or the accepted equivalent preferred.
- II. Certification or Licensure: Appropriate Nebraska Administrative Certificate.
- III. Experience desired: Preferred: Four years of successful teaching experience, and three years of successful experience in a leadership role. Required: Three years of teaching experience.
- IV. Other requirements: Experience, maturity and leadership abilities in appropriate facets of school administration - sensitivity to the needs and objectives of the student, school and district; the ability to supervise, evaluate, and manage the work of others; leadership skills in the area of curriculum development, management and evaluation.

Special Requirements:

	Occasional 1 - 32%	Frequent 33 - 66%	Constant 67% +
1. Standing		x	
2. Walking		x	
3. Sitting		x	
4. Lifting 25 lb max.	x		
5. Carrying 100 feet	x		
6. Pushing / Pulling	x		
7. Climbing / Balancing	x		
8. Stooping / Kneeling / Crouching / Crawling	x		
9. Reaching / Handling	x		
10. Speaking / Hearing			x
11. Seeing / depth perception / color			x

The statements herein are intended to describe the general nature and level of work being performed by employees assigned to this classification. They are not intended to be construed as an exhaustive list of all responsibilities, duties, and skills required of personnel so classified. Responsibilities and duties assigned are at the discretion of the supervisor and building principal (or superintendent).

Employee Signature: _____

Date: _____

Supervisor Signature: _____

Date: _____

Related Policy: 2100P

Rule Approved: October 15, 2001
 Revised: January 21, 2008

Millard Public Schools
 Omaha, NE

AGENDA SUMMARY SHEET

AGENDA ITEM: First Reading of Policy 6000

MEETING DATE: September 15, 2008

DEPARTMENT: Educational Services

TITLE AND BRIEF DESCRIPTION: First Reading of Policy 6000
Curriculum, Instruction, and Assessment: General Policy Statement

ACTION DESIRED: First reading

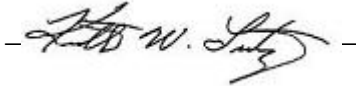
BACKGROUND: The proposed policy changes are consistent with the recommendations of the Curriculum Management Audit.

RECOMMENDATIONS: First Reading

STRATEGIC PLAN REFERENCE: None

TIMELINE: N/A

RESPONSIBLE PERSON(S): Mark Feldhausen, Carol Newton, Nancy Johnston, Charlene Snyder, and Kim Saum-Mills

SUPERINTENDENT'S APPROVAL:  -

BOARD ACTION:

Curriculum, Instruction, and Assessment

General Policy Statement

6000

The professional staff of the Millard Public Schools is responsible for the development, improvement, and maintenance of a comprehensive educational program that consists of curriculum, instruction, assessment, and staff development~~of instruction~~ which is in accordance with federal regulations, the provisions of the constitution of the state, the acts of the legislature, the rule and regulations of the state board of education, and the policies, and rules~~regulations, and strategic plan~~ of the Millard Board of Education, District strategic plan, and administrative regulations.

Legal Reference: Neb. Rev. Stat. 79-526 district boards; schools; supervision and control, Title 92, Nebraska Administrative Code, Chapter 10

Policy adopted: (revised) June 15, 1992

Revised: June 15, 1992; November 10, 1997; April 19, 1999; xxxxx, 2008

Reaffirmed: October 3, 2005

Millard Public Schools
Omaha, Nebraska

AGENDA SUMMARY SHEET

AGENDA ITEM: First Reading of Policy 6010

MEETING DATE: September 15, 2008

DEPARTMENT: Educational Services

TITLE AND BRIEF DESCRIPTION: First Reading of Policy 6010
Curriculum, Instruction, and Assessment: Comparability

ACTION DESIRED: First reading

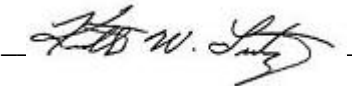
BACKGROUND: The proposed policy changes are consistent with the recommendations of the Curriculum Management Audit.

RECOMMENDATIONS: First Reading

STRATEGIC PLAN REFERENCE: None

TIMELINE: N/A

RESPONSIBLE PERSON(S): Mark Feldhausen, Carol Newton, Nancy Johnston, Charlene Snyder, and Kim Saum-Mills

SUPERINTENDENT'S APPROVAL: 

BOARD ACTION:

Curriculum, Instruction, and Assessment

Comparability

6010

It shall be the policy of the Millard Public Schools to provide comparable curriculum, instruction ~~and~~ assessment, [and staff development](#) to each school in the District.

Legal Reference: Title IX U.S.C.

Policy Adopted: January 10, 1983

Revised: May 3, 1999; [xxxxx,2008](#)

Reaffirmed: November 21, 2005

Millard Public Schools
Omaha, NE

AGENDA SUMMARY SHEET

AGENDA ITEM: Reaffirm Policy 6031

MEETING DATE: September 15, 2008

DEPARTMENT: Educational Services

TITLE AND BRIEF DESCRIPTION: Reaffirmation of Policy 6031
Curriculum, Instruction, and Assessment: School Day for Students

ACTION DESIRED: Reaffirm

BACKGROUND: Reaffirm the general policy with requested approval of changes to the rule.

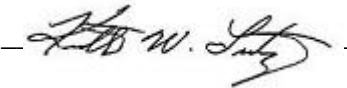
RECOMMENDATIONS: NA

STRATEGIC PLAN REFERENCE: None

TIMELINE: N/A

RESPONSIBLE PERSON(S): Mark Feldhausen, Carol Newton

SUPERINTENDENT'S APPROVAL:

 -

BOARD ACTION:

Curriculum, Instruction, and Assessment

School Day for Students

6031

The school day shall be established by the Superintendent, with approval of the Board, in such a way that students are given the best opportunity for their educational growth and development.

All students of the District will be required to be in attendance during instructional time as required by the laws of the State of Nebraska, unless excused in accordance with state law or District attendance policies.

Legal Reference: Neb. Rev. Stat. § 79-101, 92 NAC 10

Related Policies and Rules: 5550

Policy Approved: April 20, 1981

Revised: March 16, 1998; October 16, 2000; March 6, 2006; [xxxxx, 2008](#)

Millard Public Schools
Omaha, Nebraska

AGENDA SUMMARY SHEET

AGENDA ITEM: Approve Rule 6031.1

MEETING DATE: September 15, 2008

DEPARTMENT: Educational Services

TITLE AND BRIEF DESCRIPTION: Reaffirmation of Policy 6031
Curriculum, Instruction, and Assessment: School Day for Students

ACTION DESIRED: Approval

BACKGROUND: Changes to the rule are in keeping with federal guidelines for preschool.

RECOMMENDATIONS: NA

STRATEGIC PLAN REFERENCE: None

TIMELINE: N/A

RESPONSIBLE PERSON(S): Mark Feldhausen, Carol Newton

SUPERINTENDENT'S APPROVAL: 

BOARD ACTION:

Curriculum, Instruction, and Assessment

School Day for Students

6031.1

In designing the school day, the following considerations are to be met:

- I. The learning activities are to be carefully guided and supervised.
- II. Opportunities shall be provided so as to receive assistance from teachers outside of the regular school day.
- III. Instructional hour for K-12 means a period of time, at least sixty (60) minutes, which is actually used for the instruction of students.

Instructional hour in a preschool program means a period of time, at least sixty (60) minutes, which is used for teaching in the following areas of children's growth and learning: social-emotional development; cognitive learning in the areas of language and literacy; mathematics, science and problem solving; creative arts; health and nutrition; and physical and motor development. Meal or snack time is a part of the program curriculum and provides opportunities for learning and social development, as well as nutrition, and therefore is included as part of the instructional time.

- IV. The instructional hours per full school day will be six (6) hours in the elementary schools and six and one half (6½) hours in the secondary schools. An alteration of the school day shall be subject to the approval of the ~~office~~ Office of the Superintendent.
- V. Parents of students and the general public shall be informed of the reasons for the variations which may exist in the times designated for the beginning and ending of the school day.
- VI. High school students shall take a minimum of four (4) classes (two in block) each semester.
- VII. Early dismissal to facilitate student employment shall be limited to course-related work study and /or internship programs. Exceptions due to hardship may be granted by the building principal or their designee.

Legal Reference: Neb. Rev. Stat. § 79-101

Related Policies and Rules: 6031P, 5550.1

Rule Approved: June 16, 1975

Revised: March 16, 1998; April 24, 2000; October 16, 2000; March 6, 2006; ~~xxxxx~~, 2008

Millard Public Schools
Omaha, NE

AGENDA SUMMARY SHEET

AGENDA ITEM: Reaffirm Policy 6041

MEETING DATE: September 15, 2008

DEPARTMENT: Educational Services

TITLE AND BRIEF DESCRIPTION: Reaffirmation of Policy 6041
Curriculum, Instruction, and Assessment: Holiday Observances:
Laws and Requirements

ACTION DESIRED: Reaffirm

BACKGROUND: Reaffirm the general policy with requested approval of changes to the rule.

RECOMMENDATIONS: NA

STRATEGIC PLAN REFERENCE: None

TIMELINE: N/A

RESPONSIBLE PERSON(S): Mark Feldhausen, Carol Newton, Nancy Johnston,
Charlene Snyder, Kim Saum-Mills

SUPERINTENDENT'S APPROVAL: 

BOARD ACTION:

Curriculum, Instruction and Assessment**Holiday Observances—Laws and Requirements****6041**

The Millard Public School District shall observe holidays designated by the law and as required in observance of American citizenship and patriotic exercises.

Legal Reference: Neb. Rev. Stat. § 84-104, 79-724, 62-301 *et seq.*

Policy Adopted: April 19, 1999

Revised: March 6, 2006

Millard Public Schools
Omaha, Nebraska

AGENDA SUMMARY SHEET

AGENDA ITEM: Approve Rule 6041.1

MEETING DATE: September 15, 2008

DEPARTMENT: Educational Services

TITLE AND BRIEF DESCRIPTION: Approval of Rule 6041.1
Curriculum, Instruction, and Assessment: Holiday Observances:
Laws and Requirements

ACTION DESIRED: Approve

BACKGROUND: The proposed rule clarifies and specifies those holiday observances, according to State law, that must be met. These observances have already been built into the curriculum with suggested activities.

RECOMMENDATIONS: NA

STRATEGIC PLAN REFERENCE: None

TIMELINE: N/A

RESPONSIBLE PERSON(S): Mark Feldhausen, Carol Newton, Nancy Johnston,
Charlene Snyder, Kim Saum-Mills

SUPERINTENDENT'S APPROVAL: 

BOARD ACTION:

Curriculum, Instruction, and Assessment

Holiday Observances: Laws and Requirements

6041.1

Holidays which are required by law to be observed by public school districts in Nebraska will be included in the District's curriculum guides and will identify the District staff who are responsible for the instruction of students.

The holidays which the District is required by law to observe are George W. Norris Day on January 5, Martin Luther King, Jr. Day on January 15, Presidents' Day (President Lincoln's and President Washington's birthdays) on the third Monday in February, Flag Day on June 14, Memorial Day on the last Monday in May, and Veterans Day on November 11.

Appropriate patriotic exercises suitable to the occasion shall be held in the District's schools under the direction of the Superintendent or the Superintendent's designee on such holidays, or on the school day preceding or following such holiday if the District's schools are not in session on such holiday.

Date of Adoption: _____, 2008

Legal Reference: Neb. Rev. Stat. §§ 79-724(6), 84-104.02, and 84-104.04

AGENDA SUMMARY SHEET

AGENDA ITEM: First Reading of Policy 6690

MEETING DATE: September 15, 2008

DEPARTMENT: Educational Services

TITLE AND BRIEF DESCRIPTION: First Reading of Policy 6690
Curriculum, Instruction, and Assessment: Alternative Education Program

ACTION DESIRED: First reading

BACKGROUND: The proposed policy and rule is based upon the findings and recommendations of the Alternative Education task force and Educational Services Division as set forth in the report to the Board of Education on June 9, 2008. This report was assembled in response to the Board of Education's Goal #4 to the Superintendent,

“The Superintendent will review the current Alternative Middle School, High School and New Frontier programs and redesign and/or develop a comprehensive Alternative Program for Grades 6 - 12 and also determine the future needs of this type of program and develop a Framework for its implementation including curriculum and facility requirements.”

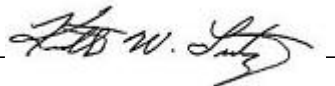
RECOMMENDATIONS: First Reading

STRATEGIC PLAN REFERENCE: None

TIMELINE: N/A

RESPONSIBLE PERSON(S): Mark Feldhausen, Nancy Johnston, Charlene Snyder

SUPERINTENDENT'S APPROVAL:



BOARD ACTION:

Alternative Education Program

6690

An Alternative Education Program shall be offered by the Millard School District to students whose needs cannot be met effectively in the regular school setting.

Policy Approved: , 2008

Millard Public Schools
Omaha, Nebraska

Curriculum, Instruction, and Assessment

Alternative Education Program

6690.1

The Millard School District's Alternative Education Programs will include, but not be limited to, full school day, multi-year, educational programs. These programs will provide more individualized instruction, an innovative and rigorous curriculum, and a caring, structured environment. Alternative Education Programs will also address the needs of those students who have dropped out, who are at risk of dropping out and who wish to earn their diplomas, who have not met the District's Essential Learner Outcome assessment requirements for graduation, and who have been expelled or subjected to a long-term suspension.

The District's Alternative Education Program will consist of, but not be limited to:

- A. The Middle School Alternative Program (MSAP).
- B. School-within-a-school programs that provide transition services between levels for students who may be at risk and that may be provided at each high school as warranted.
- C. Millard Learning Center/Millard Horizon High School.
- D. A Night School program and Credit Recovery program.
- E. A specific off-campus program that will provide long-term suspended and/or expelled students with opportunities that might allow them to acquire sufficient credits so as to stay on track for graduation.
- F. Programs for students seeking innovative or challenging curriculum outside the scope of traditional instructional methodology and courses correlated with career and world of work concepts/issues.

Legal References: Neb. Rev. Stat. 79-266

Rule Approved: , 2008

Millard Public Schools
Omaha, Nebraska

AGENDA SUMMARY SHEET

AGENDA ITEM: Approval to attend Conference.

MEETING DATE: September 15, 2008

DEPARTMENT: Board of Education

TITLE AND BRIEF DESCRIPTION:

ACTION DESIRED: Approval

BACKGROUND: All board members have been invited to the Federal Fly-In Conferences sponsored by the Omaha Chamber. To date, Mrs. Stothert is the only one requesting to go and represent K-12 education from Millard.

OPTIONS/ALTERNATIVE CONSIDERATIONS: n/a

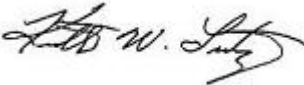
RECOMMENDATIONS: Approval for Jean Stothert to attend the Federal Fly-In Conference sponsored by the Omaha Chamber.

STRATEGIC PLAN REFERENCE: n/a

IMPLICATIONS OF ADOPTION OR REJECTION: n/a

TIME LINE: n/a

PERSONS RESPONSIBLE: Board of Education

SUPERINTENDENT'S APPROVAL: _____  _____

Internal Board Policies

Remuneration and Reimbursement

8230.1

Reimbursements and remuneration to board members shall be made through the board treasurer in accordance with the following guidelines:

1. Each board member may attend one major convention per fiscal year; provided, however, that the board member has notified the board in a regular or special meeting of the intention to attend the meeting and the identification thereof. Attendance at any additional meetings or events for which the board member wishes to be reimbursed for expenses shall be approved by the board before the expenses are incurred.
2. Board members will receive \$50 per diem expense money prior to major trips. Receipts and an expense report will be filed at the conclusion of the trip with the District. Any unexpended expense money will be returned to the District.
3. Car rental expenses related to the board member's attendance at meetings will be reimbursed.
4. Board members will pay expenses for spouses or family members who might accompany him or her on a trip, if that expense would not have been otherwise incurred by the board member.
5. Lodging, registration, and reservations may be made through the Superintendent's secretary.
6. Board members will be reimbursed at the current rate established by the Nebraska Department of Administrative Services for use of his or her automobile while on board business and in accordance with rules and opinions of the Nebraska Accountability and Disclosure Commission. A mileage report will be submitted to the District for reimbursement.
7. Board members will be reimbursed for materials purchased, which are deemed necessary by the board for Board purposes, such as books and other publications. Those materials will become property of the District and will become part of the board library.
8. A filing cabinet will be delivered to each board member to use at home during his or her term. At the end of his or her term, the board member shall return the file cabinet to the District.
9. Office supplies will be obtained from the central office. A board member will not be reimbursed for the purchase of any supplies by that board member without prior approval of the board.
10. Actual and necessary expenses for long distance telephone calls and broadband internet access will be reimbursed when approved by the board. Installation and monthly charges for a broadband internet connection that is to be used exclusively for communication with constituents, internet access, and other board business will be reimbursable. Bills are to be submitted to the District.
11. A computer meeting the "district standard" shall be loaned to each requesting board member during his or her term of office to assist in fulfilling their responsibilities as a board member. Upon retiring from the board of Education, the board member will be offered the opportunity to purchase the loaned computer based on fair market value. Board members will also be offered the opportunity to purchase the computer based on fair market value should the computer be replaced during their term of office. Such sales must be approved by a two-thirds vote of the entire board.

Related Policies & Rules: 8230P

Legal Reference: Neb. Rev. Stat. § 13-2201 through 13-2204; 79-546; 81-1174 through 81-1177; and 79-10,114

Rule Approved: September 9, 1996

Revised: August 3, 1998; July 15, 2002; September 20, 2004; November 21, 2005

Millard Public Schools
Omaha, NE

AGENDA SUMMARY SHEET

AGENDA ITEM: Approval to attend Conference.

MEETING DATE: September 15, 2008

DEPARTMENT: Board of Education

TITLE AND BRIEF DESCRIPTION:

ACTION DESIRED: Approval

BACKGROUND: Board members may attend one major convention per year. Attendance at additional conferences shall be approved by the board (Rule 8230.1)

OPTIONS/ALTERNATIVE CONSIDERATIONS: n/a

RECOMMENDATIONS: To approve Dave Anderson and Linda Poole to attend the National Federation of Urban Suburban School Districts Conference.

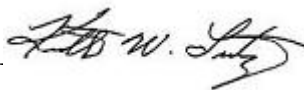
STRATEGIC PLAN REFERENCE: n/a

IMPLICATIONS OF ADOPTION OR REJECTION: n/a

TIME LINE: n/a

PERSONS RESPONSIBLE: Board of Education

SUPERINTENDENT'S APPROVAL: _____

 _____

Internal Board Policies

Remuneration and Reimbursement

8230.1

Reimbursements and remuneration to board members shall be made through the board treasurer in accordance with the following guidelines:

1. Each board member may attend one major convention per fiscal year; provided, however, that the board member has notified the board in a regular or special meeting of the intention to attend the meeting and the identification thereof. Attendance at any additional meetings or events for which the board member wishes to be reimbursed for expenses shall be approved by the board before the expenses are incurred.
2. Board members will receive \$50 per diem expense money prior to major trips. Receipts and an expense report will be filed at the conclusion of the trip with the District. Any unexpended expense money will be returned to the District.
3. Car rental expenses related to the board member's attendance at meetings will be reimbursed.
4. Board members will pay expenses for spouses or family members who might accompany him or her on a trip, if that expense would not have been otherwise incurred by the board member.
5. Lodging, registration, and reservations may be made through the Superintendent's secretary.
6. Board members will be reimbursed at the current rate established by the Nebraska Department of Administrative Services for use of his or her automobile while on board business and in accordance with rules and opinions of the Nebraska Accountability and Disclosure Commission. A mileage report will be submitted to the District for reimbursement.
7. Board members will be reimbursed for materials purchased, which are deemed necessary by the board for Board purposes, such as books and other publications. Those materials will become property of the District and will become part of the board library.
8. A filing cabinet will be delivered to each board member to use at home during his or her term. At the end of his or her term, the board member shall return the file cabinet to the District.
9. Office supplies will be obtained from the central office. A board member will not be reimbursed for the purchase of any supplies by that board member without prior approval of the board.
10. Actual and necessary expenses for long distance telephone calls and broadband internet access will be reimbursed when approved by the board. Installation and monthly charges for a broadband internet connection that is to be used exclusively for communication with constituents, internet access, and other board business will be reimbursable. Bills are to be submitted to the District.
11. A computer meeting the "district standard" shall be loaned to each requesting board member during his or her term of office to assist in fulfilling their responsibilities as a board member. Upon retiring from the board of Education, the board member will be offered the opportunity to purchase the loaned computer based on fair market value. Board members will also be offered the opportunity to purchase the computer based on fair market value should the computer be replaced during their term of office. Such sales must be approved by a two-thirds vote of the entire board.

Related Policies & Rules: 8230P

Legal Reference: Neb. Rev. Stat. § 13-2201 through 13-2204; 79-546; 81-1174 through 81-1177; and 79-10,114

Rule Approved: September 9, 1996

Revised: August 3, 1998; July 15, 2002; September 20, 2004; November 21, 2005

Millard Public Schools
Omaha, NE

AGENDA SUMMARY SHEET

MEETING DATE: September 15, 2008

DEPARTMENT: Human Resources

ACTION DESIRED: Approval

BACKGROUND: Personnel items: (1) New Hires and (2) Contract Amendment

OPTIONS & ALTERNATIVES: NA

RECOMMENDATION: Approval

STRATEGIC PLAN REFERENCE: N/A

IMPLICATIONS OF ADOPTION OR REJECTION: N/A

TIMELINE: N/A

RESPONSIBLE PERSON: Dr. Kirby Eltiste

SUPERINTENDENT APPROVAL: _____  _____

September 15, 2008

AMENDMENT TO CONTINUING CONTRACTS

Recommend: amendment to the following contracts:

1. Pamela Huss – Special Ed Resource teacher at Hitchcock Elementary School for the 2008/2009 school year. Amend contract from 60% to 70%.

September 15, 2008

TEACHERS RECOMMENDED FOR HIRE

Recommend: the following teachers be hired for the 2008/2009 school year:

1. Jackelyn J. Thomas – MA – Doane College. Special Ed Resource teacher at Disney Elementary School beginning January 5, 2009. Previous Exp: Kansas City, MO (2007/2008) and Westside Community Schools (2003/2007).
2. Angelia Hughes – MA – University of Phoenix. Preschool teacher at Neihardt Elementary School beginning August 25, 2008. Previous Exp: Burien, WA (2001/2007).

AGENDA SUMMARY SHEET

Agenda Item: Exiting Senior Survey Report – Class of 2008

Meeting Date: September 15, 2008

Department: Educational Services

Title and Brief Description: Class of 2008, Exiting Senior Survey

Action Desired: Information Only

Background: Every graduating senior is asked to participate in this exit survey. This survey includes questions regarding life skills and participation in A.P.[®] and I.B. classes and exams.

This is one of three surveys of graduates that the district uses. The remaining two surveys are conducted by Wiese Research Associates using random samples of graduates. A postgraduate survey is conducted every year. In alternate years the Wiese surveys are done with random samples of graduates one year after their graduation and five years after graduation. A one year random survey was conducted in June 2008.

Recommendations: Receive the report

Strategic Plan Reference: NA

Timeline: An annual report for the Board of Education

Responsible Persons: Dr. Mark Feldhausen, Nancy Johnston, and Barb Waller

Superintendent's Signature: _____  _____

HIGHLIGHTS FROM THE EXIT SURVEY

- The number of students who plan to continue their education after high school has remained constant the last two years. There was an increase from 88.5% in 2005 to 94% in 2007 and 2008.
- Ninety-eight percent of students with 3.0-4.0+GPA predicted they would be full or part time students
- Eighty-four percent of students with a GPA below 2.0 plan to be a full or part time student. This is an increase from 67% in 2007.
- The number of students who are unsure of their plans has decreased from 34% in 2007 to 26% in 2008.
- A slight majority (56%) feel they took the most challenging courses which they were capable of taking. Twenty nine percent of MLC graduates report taking challenging courses.
- A close correlation exists between those who felt that they took the most challenging courses of which they were capable (56%) and those who report that they took at least one A.P.[®] course (56%).
- The percent of students who took an A.P.[®] exam increased from 36 to 40.
- The percent of students who graduate feeling prepared for their post secondary plans is gradually increasing each year.

Summary of 2008 Graduating Seniors Exit Survey

From which Millard High School are you graduating?

School	Number of Responses	Number of graduates	Percent of graduates
NHS	544	589	92
SHS	465	471	99
WHS	481	510	94
No Building Identified	2		
Total	1492	1570	95

Are you scheduled to graduate with your class?

School	Yes	Percent	No	Percent	No response
MLC	15	48.4	13	41.9	3
NHS	524	96.3	10	1.8	10
SHS	436	93.8	19	4.1	10
WHS	481	98.3	5	1	3

How many years did you attend a Millard High School?

	Attended 1 year or less	2 years	3 years	4 years	More than 4 years
All schools	32	52	67	1316	22

Did you participate in any extra curricular activities such as sports, music, clubs, etc. while attending high school in Millard?

School	Yes	Percent	No	Percent
MLC	10		21	67.7
NHS	413	75.9	131	24.1
SHS	336	72.3	127	27.7
WHS	397	82.5	83	17.5

The percentage of students who participated in extra curricular activities was highest at West High at 82.5% (increase from 78% completing survey last year). Among students from South High, 72.3% reported participating in activities (decrease from 77%), and at North High, 75.9% of those students who took the survey reported participating in activities. Just over 32.3% of the students who took the survey at the Millard Learning Center reported participating in extra-curricular activities (decrease from 41%).

Overall, what has been the major emphasis of the high school courses you have taken in Millard?

School	College Prep	General Ed.	Both	Col. Prep and "both" combined	Not Sure	Total
MLC 2007	4 (14%)	12 (41%)	4 (14%)	8 (28%)	9 (31%)	29
2008	1 (3%)	14 (45%)	10 (32%)	11 (24%)	6 (19%)	31
NHS 2007	122 (25%)	160 (32%)	178 (36%)	300 (60%)	37 (7%)	497
2008	127 (23%)	184 (34%)	194 (36%)	321 (59%)	38 (7%)	543
SHS 2007	95 (28%)	104 (30%)	108 (31%)	203 (59%)	38 (11%)	345
2008	104 (22%)	166 (36%)	141 (30%)	243 (52%)	52 (11%)	463
WHS 2007	128 (29%)	118 (27%)	156 (35%)	284 (65%)	38 (9%)	440
2008	107 (22%)	128 (27%)	211 (44%)	318 (66%)	24 (7%)	480
TOTAL 2007	345 (27%)	382 (29%)	442 (34%)	787 (61%)	144 (9%)	1283 (valid)
TOTAL 2008	338 (23%)	478 (32%)	547 (36%)	885 (61%)	124 (8%)	1487 (valid)

The percentage of survey respondents who consider their high school education to be "general education" has risen slightly over the last three years, from 26% in 2006 to 29% in 2007 to 32% in 2008.

Have you held a job while you attended a high school in Millard?

School	Yes	No
MLC	28	3
NHS	489	54
SHS	410	53
WHS	442	37

The vast majority (90%) of respondents report holding a job while attending high school.

If you answered yes to the question "Have you held a job while you attended a high school in Millard?" how many hours did you work per week while in high school?

	1 to 10 hours	11 to 20 hours	Over 20 hours	I don't know
All Schools	221	634	473	34

Among students who reported holding a job while in high school, 63% worked 20 hours a week or less, while 31.7% worked more than 20 hours a week. In 2007 34% reported working more than 20 hours a week.

Which of the following best describes where you see yourself a year from now?

School	Working full time (A)	Full time student (B)	Work full time/ Part time student (C)	Work part time/ Full time student (D)	Work part time/ Part time student (E)
MLC 2007	5	5	6	8	2
2008	4	1	10	11	4
NHS 2007	26	150	24	270	12
2008	19	159	36	292	21
SHS 2007	25	61	42	201	16
2008	49	92	56	222	36
WHS 2007	21	118	24	247	27
2008	22	136	34	264	16

More respondents (94% in 2008 and 2007, compared to 91.7% in 2006 and 88.5% in 2005) expect to be in school at least part of the time a year after they graduate from high school.

If your response to the question “Which of the following best describes where you see yourself a year from now?” was A, C, D, or E, (see responses including working in the above question) what kind of work do you think you will be doing?

School	Training/ Internship	Temporary	Permanent Job	Military	Not Sure	Totals
MLC	3	5	5	3	15	31
NHS	67	160	35	11	136	544
SHS	67	122	57	17	136	465
WHS	54	147	43	9	109	481
Totals	188	429	135	37	382	1492
Percent of Total in 2008	13%	29%	9%	3%	26%	
Percent of Total in 2007	15%	37%	12%	3%	34%	

The degree of uncertainty about the nature of future work has decreased from 34% to 26%.

Were you adequately prepared by the Millard high school(s) you have attended to enter the workforce, doing such things as being able to prepare résumés, complete job applications, interview for jobs, etc.?

School	Yes	No	Unsure	Totals
MLC	25	1	5	31
NHS	467	25	45	544
SHS	368	38	57	465
WHS	378	31	65	481
Totals	1214	94	167	1492
2008 Percent of Total	81	6	11	
2007 Percent of Total	80	7	14	

Do you feel you were adequately prepared to achieve your educational or training goals?

School	Yes	No	Unsure
MLC	15	2	10
NHS	419	15	43
SHS	272	19	41
WHS	367	24	33
Total	1073	60	127
Percent of Total	85	5	10

If you plan to continue your education after graduation, either full or part time, which of the following fits your plan?

	4-year public college or university	4-year private college	2-year community college, business or trade school	Military training and one of the armed forces	Not sure yet	Total
All schools	906 (60.7%)	191 (12.8%)	263 (17.6%)	34 (2.3%)	80 (5.4%)	1492

If you plan to attend any school after graduation, where is the school that you plan to attend?

	In Omaha	Elsewhere in Nebraska	Neighboring state	Elsewhere in USA	Outside the USA
All Schools	683	397	201	164	17
Percent of total	45.8	26.6	13.5	11	1

Three fourths of our students plan to get their post-secondary education in Nebraska.

My grade point average in high school was:

	3.0 to 4.0+	2.0 to 2.99	Below 2.0	Not sure	Valid Total
All Schools	891	431	57	90	1469
of Total	59.7	28.9	3.8	6	

The number of students who report a GPA of 3.0-4.0+ as decreased from 63% in 2007.

Which descriptor best characterizes how much you applied yourself in high school?

School	None	Some	A Fair Amount	Very Much	I Don't Know	Total valid responses
MLC	3 (9.7%)	14 (45.2%)	9 (29%)	2 (6.5%)	3 (9.7%)	31
NHS	14 (2.6%)	110 (20.2%)	257 (47.2%)	14 (27.4%)	2 (.4%)	532
SHS	10 (2.2%)	100 (21.5%)	230 (49.5%)	110 (23.7%)	10 (2.2%)	460
WHS	12 (2.5%)	87 (18.1%)	239 (49.7%)	131 (27.2%)	7 (1.5%)	476
Total	36	297	727	390	19	1469
% of the Total for all schools	2.4	19.9	48.7	26.1	1.3	

Sixty percent of all students report earning a grade point average of 3.0 or higher (a decrease from 63%), and 38% (increase from 27%) report applying themselves “very much” during high school.

Do you feel that you took the most challenging courses of which you were capable?

School	Yes	% of total	No	% of total
Millard Learning Center	9	29	22	71
North High School	287	52.8	240	44
South High School	254	54.6	191	41.1
West High School	288	59.9	173	36
Total	829	55.6	605	40.5

Did you take Advanced Placement® classes in high school?

School	Yes	Percent	No	Percent
Millard Learning Center	1	3.2	25	80.6
Millard North High	281	51.7	259	47.6
Millard South High	243	52.3	221	47.5
Millard West High	307	63.8	172	35.8
All Schools combined	831	55.7	653	43.8

If you did take Advanced Placement® classes, did you take any Advanced Placement® Exams?

School	Yes	Percent	No	Percent
Millard Learning Center	1	3.2	25	80.6
Millard North High	208	38.2	278	51.1
Millard South High	172	37	248	53.3
Millard West High	220	45.7	220	45.7
All schools combined	600	40.2	747	50.1

The following subject areas have been useful in helping me prepare for more schooling or for work:

	Strongly Agree	Agree	Unsure	Disagree	Strongly Disagree	Total
Art	210	413	392	261	152	1428
Business Education	324	618	344	96	54	1436
English	411	736	191	63	24	1425
Family/ Consumer Science	199	542	403	212	70	1426
Guidance	222	593	371	154	71	1411
Industrial Technology	223	490	391	209	109	1422
Mathematics	518	638	180	57	38	1431
Music	216	410	380	229	183	1418
Oral Communication	388	703	237	58	38	1424
Physical Education	254	558	345	182	84	1423
Science	433	639	245	74	38	1429
Social Studies	324	735	244	100	28	1431
World Language	325	627	320	93	56	1421

The only areas of very strong disagreement about the value of particular courses are in art and music. The question refers only to preparation for more school or work, rather than for life enrichment or leisure. Students are required to take a fine arts course, so they do, even though they do not plan a fine arts career or further education in the arts.

As I leave high school, my skills in the following areas are adequate for my current needs:

	Strongly Agree	Agree	Combined % of agree & strongly agree	Unsure	Disagree	Strongly Disagree	Total
Speaking	757	578	89.4	90	24	6	1455
Writing	671	625	86.9	131	21	7	1455
Science	569	613	79.2	193	57	16	1448
Social Studies	543	630	78.6	196	54	17	1440
Reading	666	608	85.4	136	21	12	1443
Math	622	618	83.1	146	36	25	1447

The majority of students who responded to the survey report feeling adequately prepared in every skill area.

My high school education has helped me attain and develop the following life skills:

	Strongly Agree	Agree	Unsure	Disagree	Strongly Disagree	Total valid responses
Sense of responsibility and discipline	649	712	82	17	10	1470
Ability to work with others to complete tasks	695	46.6	77	9	6	1469
Obtain, organize, and evaluate information	631	715	93	16	8	1253
Solve problems, make appropriate decisions	667	686	100	6	8	1467
Develop productive working relationships	718	655	78	9	7	1467
Develop skills to adjust to changes	655	694	102	9	5	1465
Manage time and financial resources	543	740	145	29	10	1467
Set and pursue short- and long-term goals	589	725	126	21	6	1467
Respect ethnic, cultural and social diversity	749	599	85	14	12	1459
Respect the rights of others and treat them with consideration	769	599	75	13	6	1462
Follow directions	707	662	78	8	10	1465
Demonstrate good work habits	697	666	89	12	6	1470
Demonstrate perseverance on difficult tasks	679	671	93	11	10	1464

The vast majority of the students who responded to the survey have very positive feelings about their ability to demonstrate the Millard Life Skills. They feel less prepared to manage time and money.

The following tables document comparisons among the 2003-2008 Exiting Senior Survey Results.

Total number of responses:

2008 Graduates	2007 Graduates	2006 Graduates	2005 Graduates	2004 Graduates	2003 Graduates
1492	1301	1398	1273	1093	879

Reported grade point averages of respondents as percent of total responses:

	3.0 – 4.0+	2.0 to 2.99	Below 2.0	I don't know
2008 Grads	58	28	4	6
2007 Grads	63	26	5	6
2006 Grads	62	27	2	7
2005 Grads	64	26	3	7
2004 Grads	63	27	4	7
2003 Grads	60	32	5	3

The percentage of students reporting a “Below 2.0” GPA indicating they would be part or full time students a year from taking the survey:

2008 Graduates	2007 Graduates	2006 Graduates	2005 Graduates	2004 Graduates	2003 Graduates
84	66.6	61.7	74.4	70	59.6

**Do you feel you were adequately prepared to achieve your educational or training goals?
(All grade-point averages combined)**

	Yes	No	Unsure
2008 Graduates	82.4	5.6	8
2007 Graduates	81.3	4.5	9.0
2006 Graduates	81.6	4.6	7.9
2005 Graduates	80.9	5.8	9.0
2004 Graduates	78.4	9.1	12.5
2003 Graduates	72.2	12.6	15.2

AGENDA SUMMARY SHEET

Agenda Item: Post Graduate (2007) Assessment: One-Year Study

Meeting Date: September 15, 2008

Department: Educational Services

Title and Brief Description: Class of 2007 Post Graduate Study

Action Desired: Information Only

Background: Nebraska Department of Education, Rule 10 requires a follow-up study of district graduates every three years. The Carl T. Perkins Career and Technical Education Act also requires the district to collect, analyze and report information relating to employability skills and the importance of vocational and technical education to graduates' postgraduate career and educational goals. The Millard Public School District now commissions a survey of a random sample of graduates every year. Some years we survey those who graduated either two or five years before the survey, but in the summer of 2007 we surveyed those who graduated one year before. This is the sixth such one-year-out survey.

Recommendations: Receive the report

Strategic Plan

Reference: NA

Timeline: An annual report the Board of Education

Responsible Persons: Dr. Mark Feldhausen, Nancy Johnston, and Barb Waller

Superintendent's Signature: _____  _____

POSTGRADUATE (2007) ASSESSMENT—ONE-YEAR STUDY
Responses of the class of 2007 collected in June of 2008



HIGHLIGHTS AND RECOMMENDATIONS

A vast majority of the class of 2007 (87%) is continuing their education. Well over half of those in school (79%) are also working at least part time while they are in school. The majority reported feeling adequately prepared by the Millard High Schools to achieve their educational goals and/or to enter the workforce. They perceive the courses they took to have been useful or very useful in that preparation. They also reported that their high schools did help them achieve life skills goals, especially the skills to work with others to accomplish tasks and to display personal responsibility. The respondents have very positive feelings about their high schools, especially the teachers, and offered few suggestions for improvement.

Nine in every ten of the respondents to this survey report spending all four years of their high school career in the Millard high school from which they graduated. Education in Millard is their only frame of reference. Millard will need to continue to analyze best practices of other school districts to insure that graduates are well prepared for their futures.

The following observations will be useful to parents, advisors, and counselors as they work with students to complete Personal Learning Plans:

- A strong correlation appears between grades earned in high school and plans to obtain advanced degrees: that is, the higher the high school GPA, the greater the expressed desire to obtain a higher level of education. Seventy-nine percent of graduates questioned who had a GPA of 4.0 or higher said that they hoped to obtain a master's degree or higher compared to only 43% of those who reported a GPA below 3.0.
- Students with a high GPA and participation in activities are more likely to identify courses/programs that prepared them for their future, more likely to attend a four-year college and are more likely to aspire for advanced degrees. In addition, they are more likely to view their employment at one year after graduation as temporary and label it as a training/internship program.
- Thirty-one percent of the graduates report changing their career goal since graduation.
- Of the students who are working full-time and not participating in post-secondary education, 43% could not identify courses/programs that were helpful in preparing them for their current position. In addition, these students view their employment at one year after graduation as permanent.
- Sixty-six percent of those surveyed took an Advanced Placement[®] course, 45% took an Advanced Placement[®] exam, and 32% received college credit or had college courses waived because of taking an AP[®] exam.
- While the voting participation has more than doubled between 2004 and 2007, it is still relatively low - about one fourth of the registered voters among the class of 2007 actually voted when they could have.

Background and objectives of the research

This is the sixth wave of the one-year postgraduate study conducted by Weise Research Associates on our behalf. This survey was conducted with the graduates of 2007 from all three Millard high schools. The previous waves of this study were done with the classes of 1998, 2000, 2001, 2003 and 2005. The primary objective of each study was to evaluate graduates' perceptions of their experiences with the Millard high school they attended in terms of preparing them to complete post-high school education or to enter the workforce. For the 2005 and 2007 surveys we increased the sample size from 300 to 400 graduates.

The specific objectives included

- Evaluate 2007 graduates' current status in terms of employment and post-high school education
- Explore perceptions regarding the impact of Millard high school programs on graduates' current employment
- Assess the impact of Millard high school programs in preparing graduates for post-secondary education
- Gain an understanding of graduates' perceptions of the impact of the courses offered by the high school they attended on preparing them to achieve educational goals and/or to secure employment
- Explore the reason(s) for reported non-participation in extra-curricular activities

I. Sample characteristics

The total sample in this wave is 400 completed interviews. Each sample was drawn to proportionately represent the actual graduate population distributions by high school. For each study administration, telephone interviews were conducted for approximately 8 minutes with each respondent. The questionnaires are essentially identical, with a few questions related to International Baccalaureate (IB) and Advanced Placement® (AP®) programs/exams and *two* open-ended questions related to non-participation in extra-curricular activities added for the last two surveys. Interviews for this survey were conducted in June 2008.

II. Employment and education status upon high school graduation and at the time of the survey

A new question in this year's study attempted to gain insight into whether 2007 Graduates anticipated furthering their education or entering employment immediately upon graduation. Ninety-six percent of 2007 Graduates expected to continue with their education upon graduation, 87% are currently doing so. The fact that 87% of 2007 Graduates are continuing with their education one year after high school graduation is similar to the results seen in each of the previous study administrations. A high correlation exists between one's high school grade point average and the likelihood to pursue a higher education one year after high school. Those interviewed in the current study wave were also similar to previous graduates interviewed in terms of their stated occupational or career goal one year after high school. 2007 Graduates were just as likely to have changed their occupational goals one year since high school as were graduates from each of the previous studies with roughly about one-third from each study wave doing so.

III. Impact of Millard’s high school programs on current employment

Seventy-nine percent of the 2007 Graduates interviewed are either working exclusively or in conjunction with pursuing a higher education. The vast majority of 2007 Graduates currently employed feel that they were adequately prepared through their Millard high school to seek employment. Although a wide variety of occupations were mentioned by those who are currently employed, *food/beverage service*, *marketing/sales*, and *childcare/child development* positions lead the way.

Two-thirds of working graduates interviewed this wave considered their current employment status to be temporary rather than permanent or a training program/internship. This result is slightly lower than what was seen in the past three study waves. As in past waves, those with relatively higher Grade Point Averages (G.P.A.’s) less often considered their current job to be permanent versus those with lower high school G.P.A.’s. A significantly greater proportion of those questioned this year who had a high school G.P.A. of 4.0 or over consider their current position to be a training program or internship versus those with lower high school G.P.A.’s.

In terms of the high school programs or courses that prepared these students for their current occupation, no one particular type of program or course stands out among 2007 Graduates. *Math*, *business ethics/business*, and *English/Career English* classes were volunteered most often each by 10% of the 2007 Graduates questioned. Forty-three percent of 2007 Graduates, who are currently working full-time, were unable to volunteer a specific program or course that helped them to prepare for their current occupation. This was found to be particularly true among Millard South Graduates (51%) in this current study wave.

Year of survey	1998	2000	2001	2003	2005	2007
Percent in school, at least part time	88%	91%	91%	89%	85%	87%

IV. Impact of Millard’s high school courses on preparation for post-secondary education

The vast majority of 2007 Graduates who are pursuing a higher education one year after high school are attending a four-year college. This was also true among each of the previous study wave graduates who are furthering their education. Also consistent with findings in the previous five waves, most 2007 Graduates who are attending a post-secondary institution are doing so within the State of Nebraska. The University of Nebraska at Lincoln “topped” the list as far as attendance among 2007 Graduates pursuing higher education, followed by the University of Nebraska at Omaha and Metropolitan Community College.

Business was the major course of study volunteered most often among 2007 Graduates questioned. This is primarily comprised of students who obtained less than a 4.0 G.P.A. during high school. As was the case in each of the previous study waves, it appears that 2007 Graduates who are pursuing their education further have a wide variety of major courses of study as illustrated by the fact that only very small segments of these

respondents volunteered any one specific major course of study. As in previous waves, the majority of respondents in this current wave hope to achieve a level of education *beyond* a Bachelor's Degree. Finally, the vast majority of 2007 Graduates who have determined the major of study felt that they were adequately prepared through the Millard high school they attended for entering their current post-secondary educational experience.

Graduation Year	1998	2000	2001	2003	2005	2007
Percent of students who report feeling adequately prepared for future study	90%	87%	93%	95%	98%	93%

V. Utilization of Advanced Placement[®]/International Baccalaureate Courses and usefulness of general curriculum courses in preparing students

In this current study, graduates were asked about their experience with Advanced Placement[®] courses and exams. Sixty-six percent of 2007 Graduates did take advantage of the AP[®] courses offered by their Millard high school with 45% having actually taken the exam and 32% of the total 2007 Graduates being projected to have received college or university credit or had college courses waived because of taking an Advanced Placement[®] exam.

Fifteen percent of Millard North Graduates interviewed in this current study stated that they had taken an International Baccalaureate (IB) course while attending Millard North. This is slightly lower than what was seen among 2005 Graduates (21%). Overall, 7% of Millard North Graduates of 2007 would be projected to have taken an IB exam specifically, while 4% had a college course waived or received college credit by doing so.

Another objective of this study was to evaluate the impact of Millard's high schools on helping students achieve 15 goals that the District hopes students attain to assist them in their work or educational pursuits after high school. The District does appear to have had a strong impact in helping most students achieve the 15 goals evaluated in each wave as evidenced by the fact that the majority of goals tested received a mean rating of 8.0 or greater based on the 10-point scale where "1" means *High School Had No Impact* and "10" means *High School Had A Great Impact*. The District appears to have been most successful in helping students achieve *reading skills, working with others to accomplish goals/tasks, speaking skills, exposure/computer use, working relationships, demonstrate responsibility, writing skills, and positive current career*. The ratings seen among 2007 Graduates for the goals tested have decreased just slightly when compared to 2005 Graduates' ratings.

With regard to which high school courses were most useful to 2007 Graduates in preparing them for their current educational or occupational situation, *English, oral communications, and mathematics* emerged as the "top three." These programs also "topped" the list as being most useful among graduates in each of the five previous study waves.

VI. Perceived Strengths of Millard's High Schools and suggested improvements

When respondents in this current study were asked to complete the statement: "*I believe the greatest strength of the Millard high school I attended was...*," nearly three in every ten (28%) of the 2007 Graduates volunteered *teachers (concern, relationships, quality)*. This was also the "top" strength mentioned most often by graduates in each of the previous study waves. No other specific perceived strength was volunteered by more than 8% of the 2007 Graduates interviewed. The only noteworthy difference by high school was with regard to *courses offered* where 13% of Millard North Graduates volunteered this as a strength compared to 4% of Millard South and 5% of Millard West graduates.

At the end of the interview, all respondents were asked to complete the following statement regarding any suggestions for improving the Millard high school they attended: "*The one thing that could be changed to make Millard's high schools better is...*". Nearly three in every ten respondents in this current wave (28%) were unable to think of any specific suggestion for improving Millard's high schools. This result is similar to what was seen in each of the previous study waves. Among those who were able to volunteer a specific improvement, *more class choices* (7%), *improve teachers/teaching strategies* (5%), and *concentrate on college prep/explore* (4%) were volunteered most often.

VII. Registration for voting and reported voting practice

A majority of 2007 graduates (65%) stated that they were registered to vote at the time of the survey, but only 26% of 2007 graduates reported that they did actually vote in the last election. In 2005, 62% of the graduates were registered to vote and 24% voted. In 2003, the first year that voting questions were asked, 57% were registered and 11% voted.

Table 2



OVERALL OCCUPATIONAL OR CAREER GOAL
 • Study Wave Comparisons And By 2007 High School Graduated •

Occupation Classification	% Of Total Sample						High School Graduated		
	2007 Grad. (n=400)	2005 Grad. (n=400)	2003 Grad. (n=300)	2001 Grad. (n=302)	2000 Grad. (n=300)	1998 Grad. (n=303)	Millard North (n=152)	Millard South (n=128)	Millard West (n=120)
Teachers/Counselors/Librarians/Archivists	11%	12%	16%	11%	14%	12%	11%	13%	8%
Nurse/Pharm/Dietitian/Therapists/P.A.	10%	7%	6%	7%	5%	8%	9%	10%	12%
Health Diagnosing/Treating Practitioners	8%	9%	9%	7%	8%	8%	10%	8%	6%
Business Owner	5%	--	--	--	--	--	5%	4%	6%
Social Scientists/Social Workers/Religious Workers/Lawyers	4%	4%	4%	3%	4%	4%	3%	4%	6%
Business	4%	3%	2%	2%	4%	1%	3%	5%	3%
Writers/Artists/Entertainers	3%	7%	6%	8%	4%	3%	4%	2%	3%
Engineers/Surveyors/Architects	3%	4%	5%	4%	7%	5%	2%	3%	4%
Technologists/Technicians (Except Health)	3%	1%	2%	3%	4%	5%	1%	2%	5%
Accounting	2%	3%	3%	3%	2%	1%	3%	2%	3%
Marketing/Sales	2%	2%	1%	1%	4%	4%	2%	1%	3%
Executive/Administrative/Managerial	1%	8%	6%	7%	13%	11%	1%	1%	2%
Natural Scientists/Mathematicians	1%	1%	1%	2%	2%	2%	1%	1%	1%
Personal Services	1%	1%	1%	2%	2%	1%	1%	2%	1%
Mechanics/Repairers/Installers	--	2%	1%	1%	3%	1%	1%	1%	--
Advertising	--	1%	2%	3%	1%	--	1%	--	--
All Other Occupations	13%	19%	16%	12%	6%	9%	13%	11%	10%
Don't Know	29%	16%	19%	24%	17%	25%	29%	30%	27%

Percentages total vertically to 100% for each segment.
 (Reference: Q11)



Millard Public Schools
 One-Year Post Graduate Assessment Study – Wave V
 June 2008

Table 3



OCCUPATION CLASSIFICATIONS OF THOSE CURRENTLY EMPLOYED

- Study Wave Comparisons And By 2007 High School Graduated •
- (Base: Those Currently Working Part-Time Or Full-Time)

Occupation Classification	% Of Total Base Sample						High School Graduated		
	2007 Grad. (n=317)	2005 Grad. (n=308)	2003 Grad. (n=230)	2001 Grad. (n=230)	2000 Grad. (n=217)	1998 Grad. (n=228)	Millard North (n=119)	Millard South (n=100)	Millard West (n=98)
Food/Beverage Service	19%	20%	17%	20%	12%	12%	18%	23%	16%
Marketing/Sales	18%	19%	17%	19%	22%	18%	12%	17%	26%
Childcare/Child Development	12%	10%	11%	6%	3%	7%	19%	8%	7%
Administrative Support/Clerical	7%	13%	7%	10%	8%	12%	8%	8%	6%
Customer Service	6%	2%	4%	5%	4%	1%	8%	3%	6%
Handlers/Equip Cleaners/ Helpers/Laborers	5%	6%	13%	9%	7%	18%	3%	8%	5%
Personal Services	3%	2%	5%	2%	4%	3%	3%	4%	3%
Health Technologists/Technicians	3%	2%	2%	3%	2%	1%	4%	3%	1%
Agriculture/Forestry/Fishing	3%	1%	1%	2%	4%	--	3%	2%	4%
Construction/Extractive	2%	4%	5%	3%	6%	4%	3%	1%	3%
Lifeguard	2%	3%	2%	2%	2%	2%	3%	2%	--
Telemarketing	2%	2%	--	3%	3%	4%	3%	2%	1%
Mechanics/Repairers/Installers	2%	2%	1%	2%	2%	4%	3%	1%	2%
Production Occupations	2%	1%	--	1%	2%	--	2%	2%	1%
Executive/Administrative/Managerial	2%	1%	2%	3%	3%	1%	1%	4%	2%
Internship/Apprenticeship	1%	2%	2%	1%	2%	2%	--	1%	2%
Technologists/Technicians (Except Health)	1%	1%	--	2%	2%	2%	--	--	4%
Military	--	1%	--	1%	--	2%	--	--	1%
All Other Occupations	9%	6%	11%	6%	11%	7%	6%	10%	9%
Refused/Don't Know	1%	2%	--	--	1%	--	1%	1%	1%

Percentages total vertically to 100% for each segment.
(Reference: Q8)



Millard Public Schools
One-Year Post Graduate Assessment Study – Wave V
June 2008

Table 3A



MILLARD HIGH SCHOOL PROGRAMS/COURSES THAT PREPARED RESPONDENT FOR CURRENT FULL-TIME OCCUPATION

- Study Wave Comparisons And By 2007 High School Graduated And Gender •
(Base: Those Currently Working Full-Time)¹

Volunteered Programs/Courses	% Of Total Base Sample						High School Graduated			Gender	
	2007 Grad. (n=103)	2005 Grad. (n=115)	2003 Grad. (n=75)	2001 Grad. (n=67)	2000 Grad. (n=77)	1998 Grad. (n=73)	Millard North (n=38)	Millard South (n=39)	Millard West (n=26) ²	Male (n=56)	Female (n=47)
Math	10%	18%	21%	22%	17%	18%	13%	8%	8%	9%	11%
Business Ethics/ Business Classes	10%	10%	4%	3%	14%	7%	8%	8%	15%	11%	9%
English/Career English	10%	8%	17%	9%	10%	5%	8%	8%	15%	9%	11%
Shop Classes/ Industrial Tech	7%	6%	12%	1%	14%	16%	8%	5%	8%	13%	--
Everyday Living/ Child Development/ Adult Living	7%	5%	13%	3%	3%	4%	8%	5%	8%	2%	13%
Computers	5%	4%	1%	6%	6%	4%	3%	8%	4%	4%	6%
Speech	4%	4%	5%	3%	--	4%	--	8%	4%	--	9%
Advanced Classes General	3%	2%	3%	1%	--	4%	5%	--	4%	5%	--
Science	2%	4%	7%	7%	8%	4%	3%	--	4%	2%	2%
Psychology	--	1%	8%	3%	--	--	--	--	--	--	--
All Other Programs/Courses	25%	30%	32%	15%	13%	11%	32%	23%	23%	23%	28%
None	34%	36%	36%	48%	36%	40%	32%	41%	27%	41%	26%
Don't Know	9%	7%	1%	7%	6%	7%	5%	10%	12%	5%	13%

¹Includes 10 respondents working part-time only and not pursuing post-secondary education.

²Caution: Small sample size.

Percentages total vertically for each sample segment and exceed 100% due to multiple (5) replies accepted.

(Reference: Q8B)



Millard Public Schools
One-Year Post Graduate Assessment Study – Wave V
June 2008

Table 5



MAJOR COURSE OF STUDY
 • Study Wave Comparisons And By Selected 2007 Sample Segments •
 (Base: Those Currently Attending School Part-Time Or Full-Time
 Who Have Determined A Major)

Volunteered Major	% Of Base Sample						High School Graduated			High School GPA			Gender	
	2007 Grad. (n=292)	2005 Grad. (n=298)	2003 Grad. (n=224)	2001 Grad. (n=230)	2000 Grad. (n=231)	1998 Grad. (n=213)	Millard North (n=112)	Millard South (n=89)	Millard West (n=91)	4.0/ Over (n=51)	3.0- 4.0 (n=185)	Under 3.0 (n=49)	Male (n=141)	Female (n=151)
Business	11%	9%	9%	14%	16%	18%	11%	11%	11%	4%	11%	16%	14%	8%
Nursing	7%	5%	4%	3%	3%	6%	5%	7%	8%	2%	8%	4%	1%	11%
Engineering	5%	6%	7%	3%	7%	8%	7%	4%	3%	6%	6%	--	10%	1%
Psychology	4%	4%	4%	2%	4%	2%	6%	1%	3%	4%	3%	6%	1%	7%
English/ Journalism	4%	4%	3%	6%	3%	2%	2%	3%	8%	4%	5%	2%	4%	5%
Accounting	4%	3%	4%	3%	3%	1%	5%	3%	2%	8%	3%	2%	5%	3%
Computer Science	4%	3%	2%	3%	4%	--	2%	3%	8%	4%	3%	8%	9%	--
Education	3%	6%	2%	1%	3%	3%	3%	3%	2%	--	4%	--	2%	3%
Biology/ Micro Biology	3%	5%	6%	4%	3%	5%	5%	2%	--	8%	2%	2%	2%	3%
Elementary Education	3%	4%	7%	6%	9%	8%	3%	4%	1%	4%	3%	--	--	5%
Music	3%	1%	3%	2%	3%	1%	4%	4%	2%	6%	3%	2%	4%	3%
Political Science	2%	2%	3%	2%	--	--	2%	3%	2%	6%	2%	2%	1%	3%
Bio Chemistry/ Chemistry	2%	2%	2%	3%	--	2%	3%	1%	1%	6%	1%	--	2%	1%
Secondary Education	2%	2%	2%	2%	3%	--	1%	2%	3%	2%	2%	4%	1%	3%

(Continued)



MAJOR COURSE OF STUDY
 • Study Wave Comparisons And By Selected 2007 Sample Segments •
 (Base: Those Currently Attending School Part-Time Or Full-Time
 Who Have Determined A Major)

Volunteered Major	% Of Base Sample						High School Graduated			High School GPA			Gender	
	2007 Grad. (n=292)	2005 Grad. (n=298)	2003 Grad. (n=224)	2001 Grad. (n=230)	2000 Grad. (n=231)	1998 Grad. (n=213)	Millard North (n=112)	Millard South (n=89)	Millard West (n=91)	4.0/Over (n=51)	3.0-4.0 (n=185)	Under 3.0 (n=49)	Male (n=141)	Female (n=151)
Physical Therapy	2%	--	--	2%	1%	--	1%	3%	1%	--	3%	--	2%	1%
Pharmacy/Pre-Pharm	2%	--	--	2%	--	--	1%	1%	3%	4%	1%	--	1%	2%
Pre-Med	1%	2%	4%	3%	3%	4%	2%	1%	--	2%	1%	--	1%	1%
Theater	1%	2%	--	2%	1%	2%	--	2%	1%	--	1%	2%	1%	1%
Advertising	1%	1%	2%	2%	2%	--	2%	1%	1%	--	2%	2%	--	3%
Communications	1%	1%	1%	3%	--	1%	1%	1%	1%	2%	1%	2%	1%	1%
Industrial Tech/Mechanics	1%	1%	--	3%	3%	--	--	3%	1%	--	2%	2%	3%	--
Culinary Arts	1%	1%	--	2%	--	--	1%	--	1%	--	--	2%	1%	1%
CIS/Computer Networking	1%	--	1%	1%	3%	4%	2%	--	--	--	1%	2%	1%	--
Architecture	--	1%	2%	3%	2%	3%	--	--	1%	2%	--	--	1%	--
All Other Majors	32%	35%	32%	23%	24%	30%	31%	37%	36%	26%	32%	40%	32%	34%

Percentages total vertically to 100% for each sample segment.
 (Reference: Q10A)

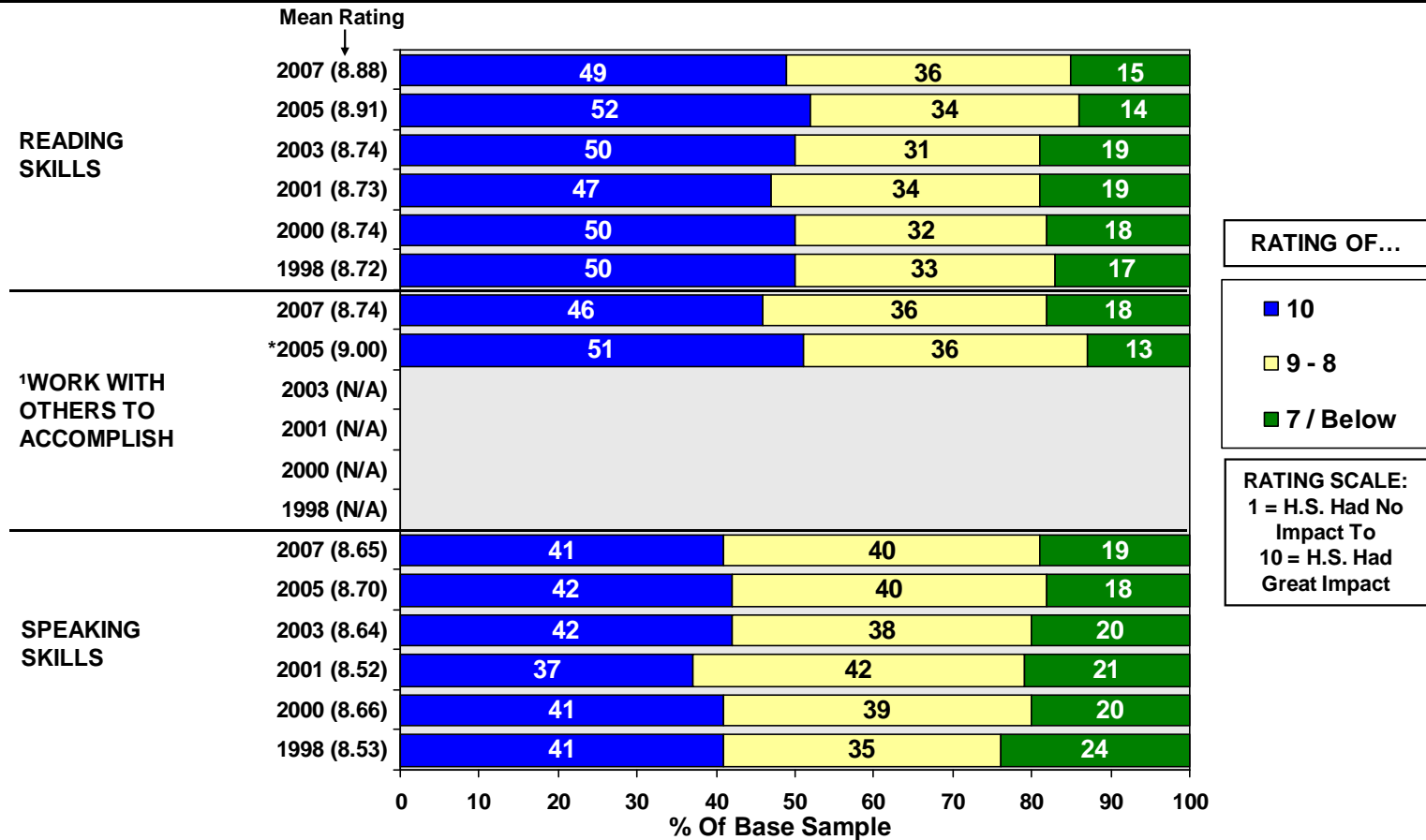


Figure 10



IMPACT RATINGS FOR MILLARD HIGH SCHOOLS IN HELPING STUDENTS ACHIEVE 15 GOALS

• Study Wave Comparisons •
(Base: Total Sample Able To Rate)



¹Item added in 2006 study.

*Statistically significant difference versus 2007 Graduates at the 95% confidence level.

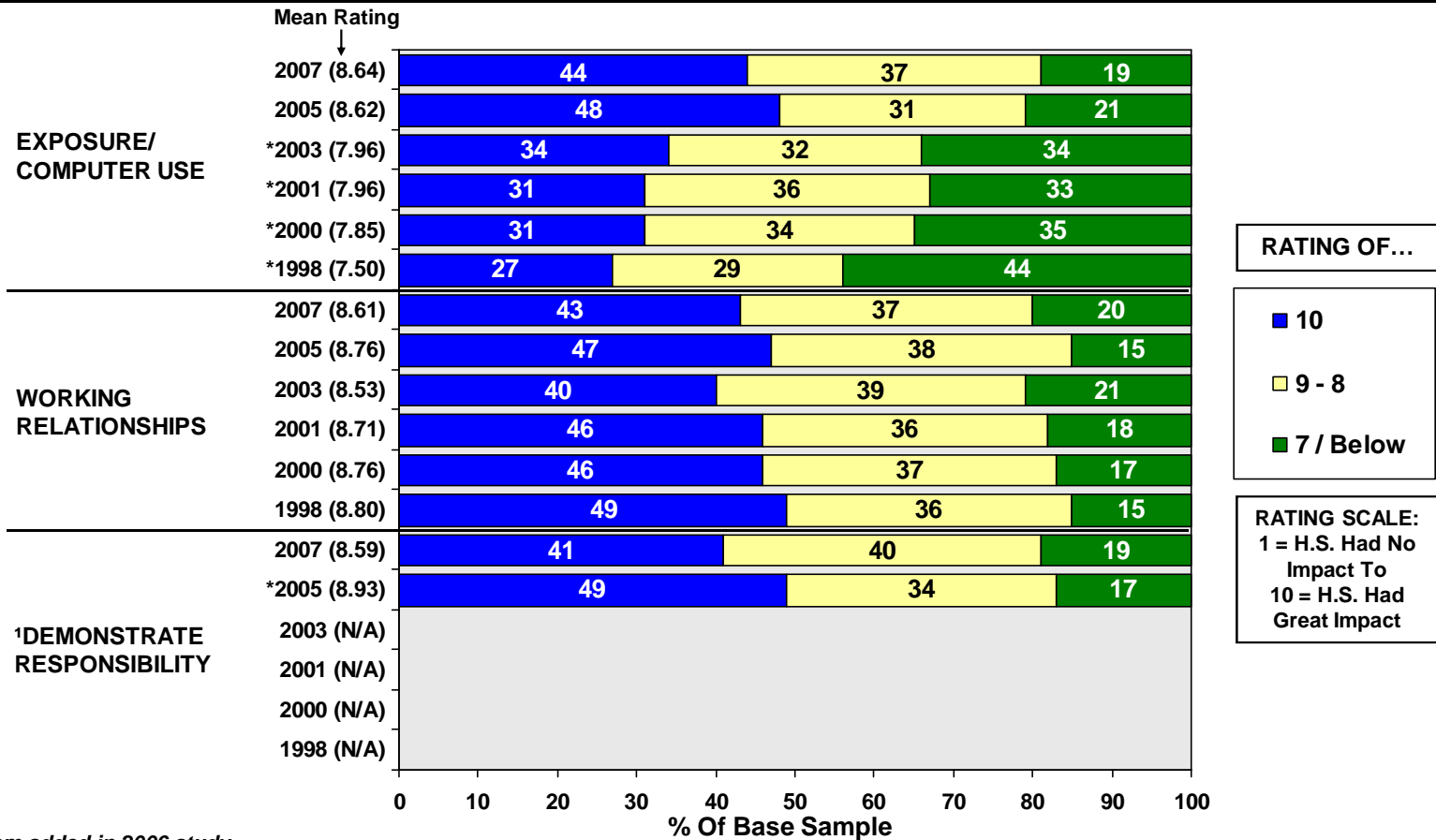
(Continued)





IMPACT RATINGS FOR MILLARD HIGH SCHOOLS IN HELPING STUDENTS ACHIEVE 15 GOALS

• Study Wave Comparisons •
(Base: Total Sample Able To Rate)



¹Item added in 2006 study.

*Statistically significant difference versus 2007 Graduates at the 95% confidence level.

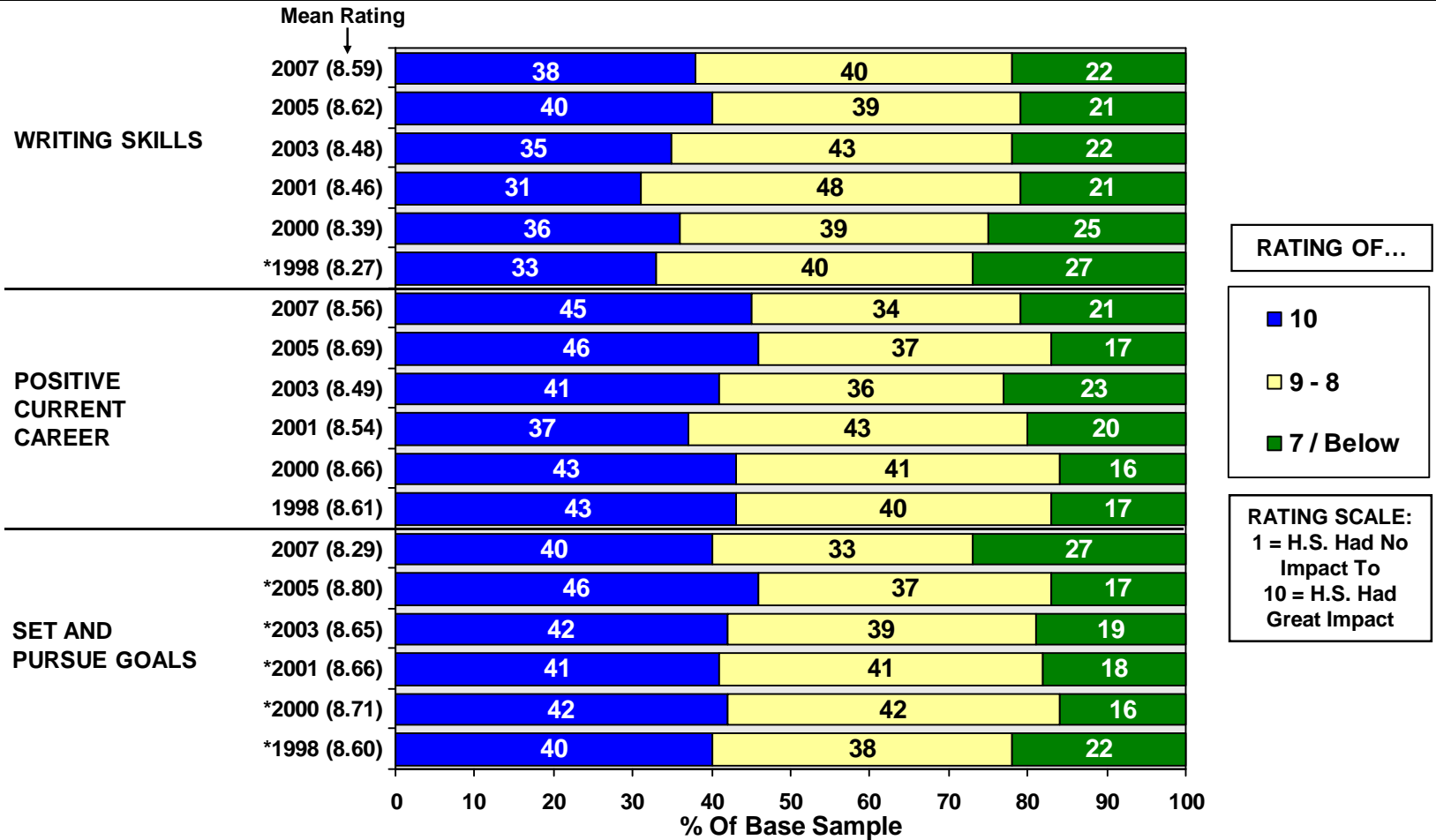
(Continued)





IMPACT RATINGS FOR MILLARD HIGH SCHOOLS IN HELPING STUDENTS ACHIEVE 15 GOALS

• Study Wave Comparisons •
(Base: Total Sample Able To Rate)



*Statistically significant difference versus 2007 Graduates at the 95% confidence level.

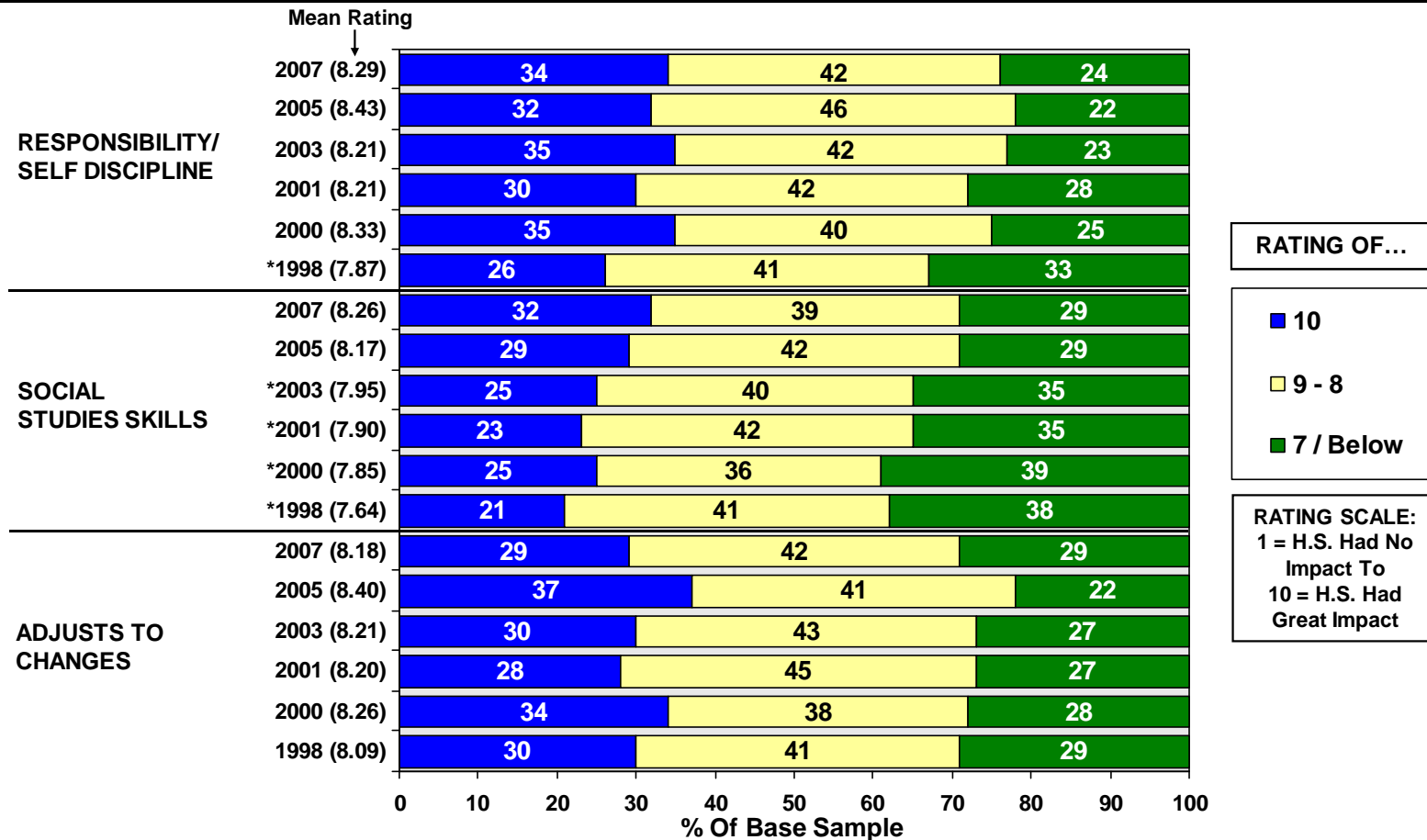
(Continued)





IMPACT RATINGS FOR MILLARD HIGH SCHOOLS IN HELPING STUDENTS ACHIEVE 15 GOALS

• Study Wave Comparisons •
(Base: Total Sample Able To Rate)



*Statistically significant difference versus 2007 Graduates at the 95% confidence level.

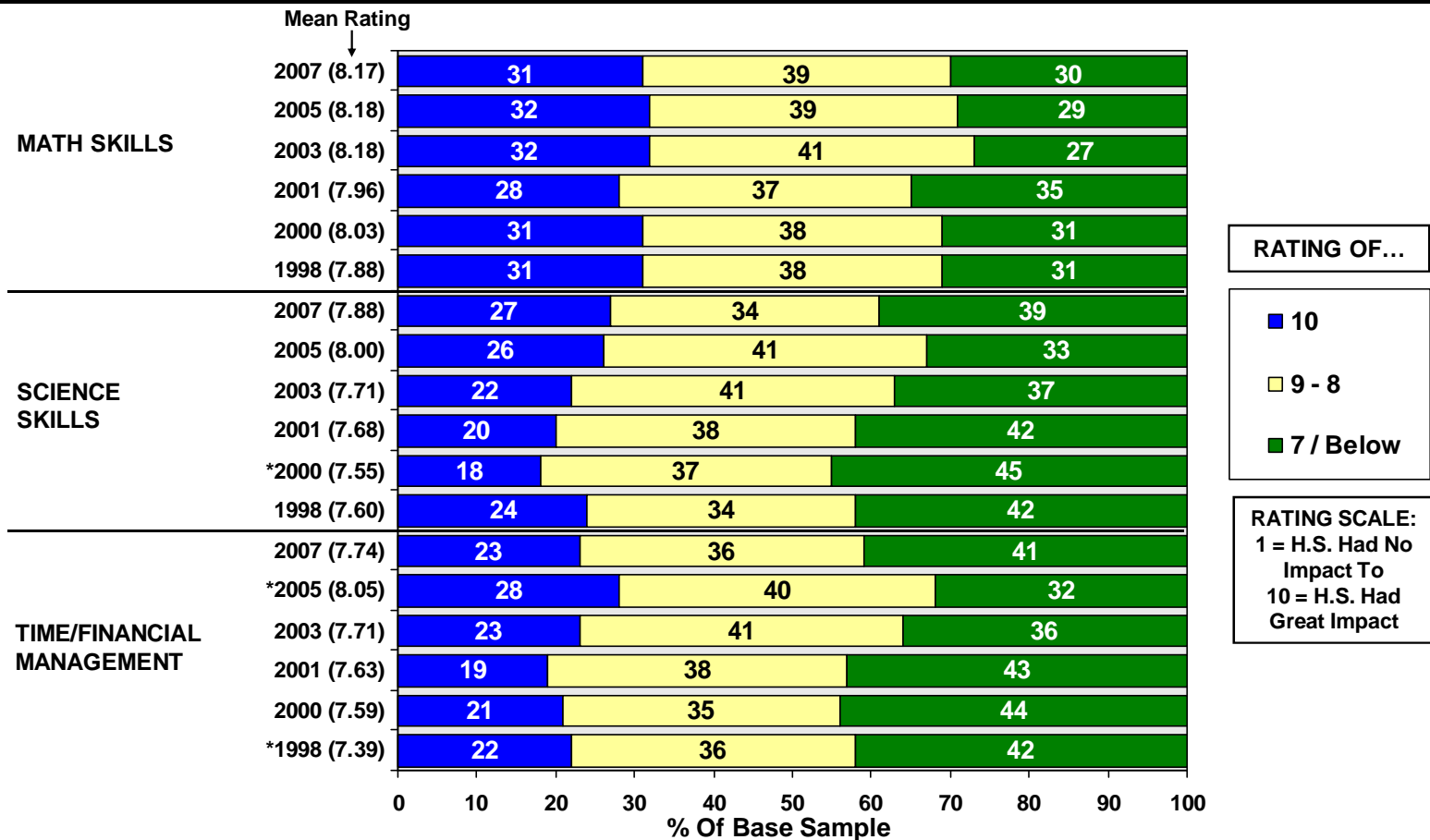
(Continued)





IMPACT RATINGS FOR MILLARD HIGH SCHOOLS IN HELPING STUDENTS ACHIEVE 15 GOALS

• Study Wave Comparisons •
(Base: Total Sample Able To Rate)

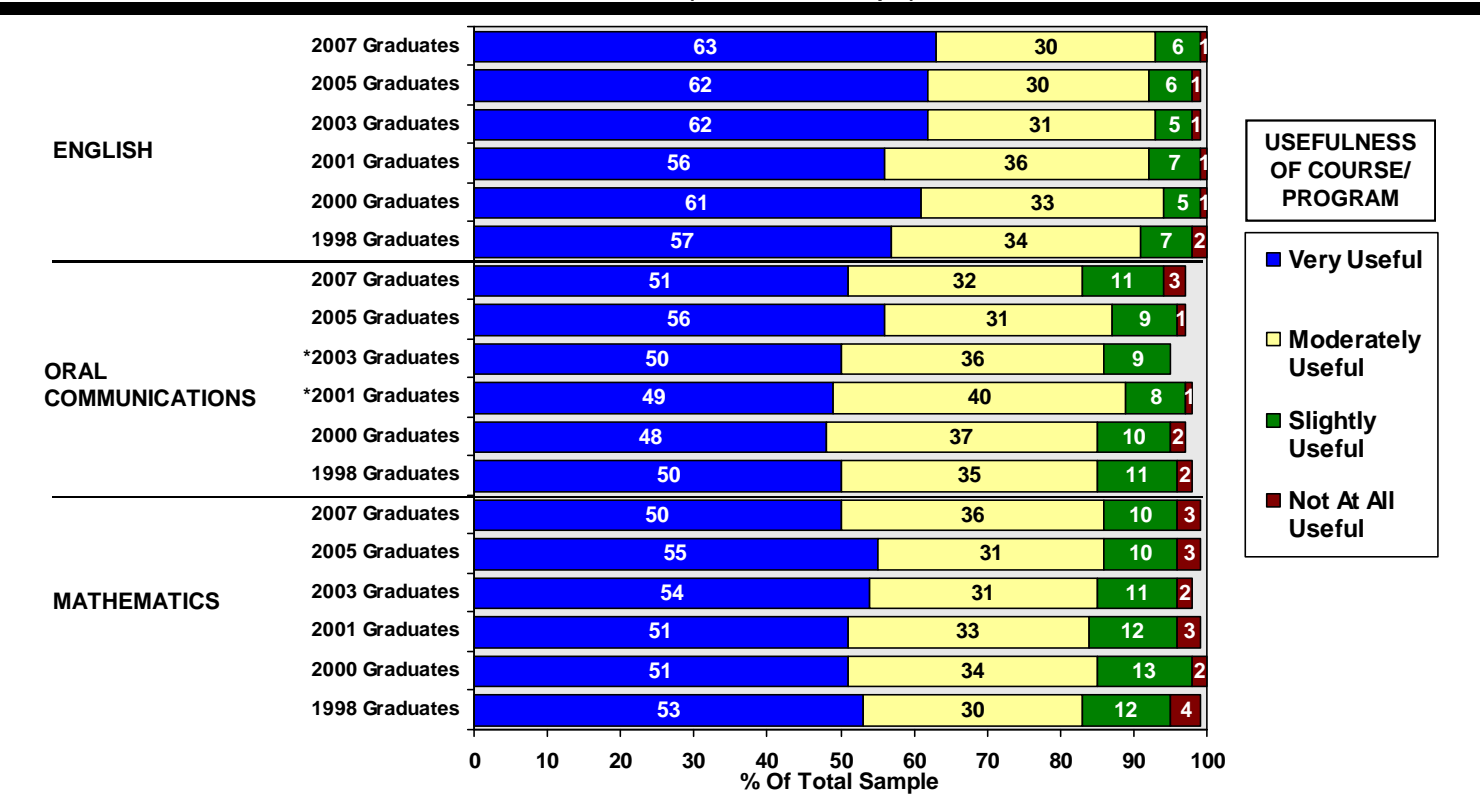


*Statistically significant difference versus 2007 Graduates at the 95% confidence level.
(Reference: Q14A-O)





USEFULNESS OF 13 MILLARD HIGH SCHOOL COURSES IN PREPARING STUDENTS FOR CURRENT EDUCATIONAL OR OCCUPATIONAL SITUATION
 • Study Wave Comparisons •
 (Base: Total Sample)



*Statistically significant difference versus 2007 Graduates at the 95% confidence level.

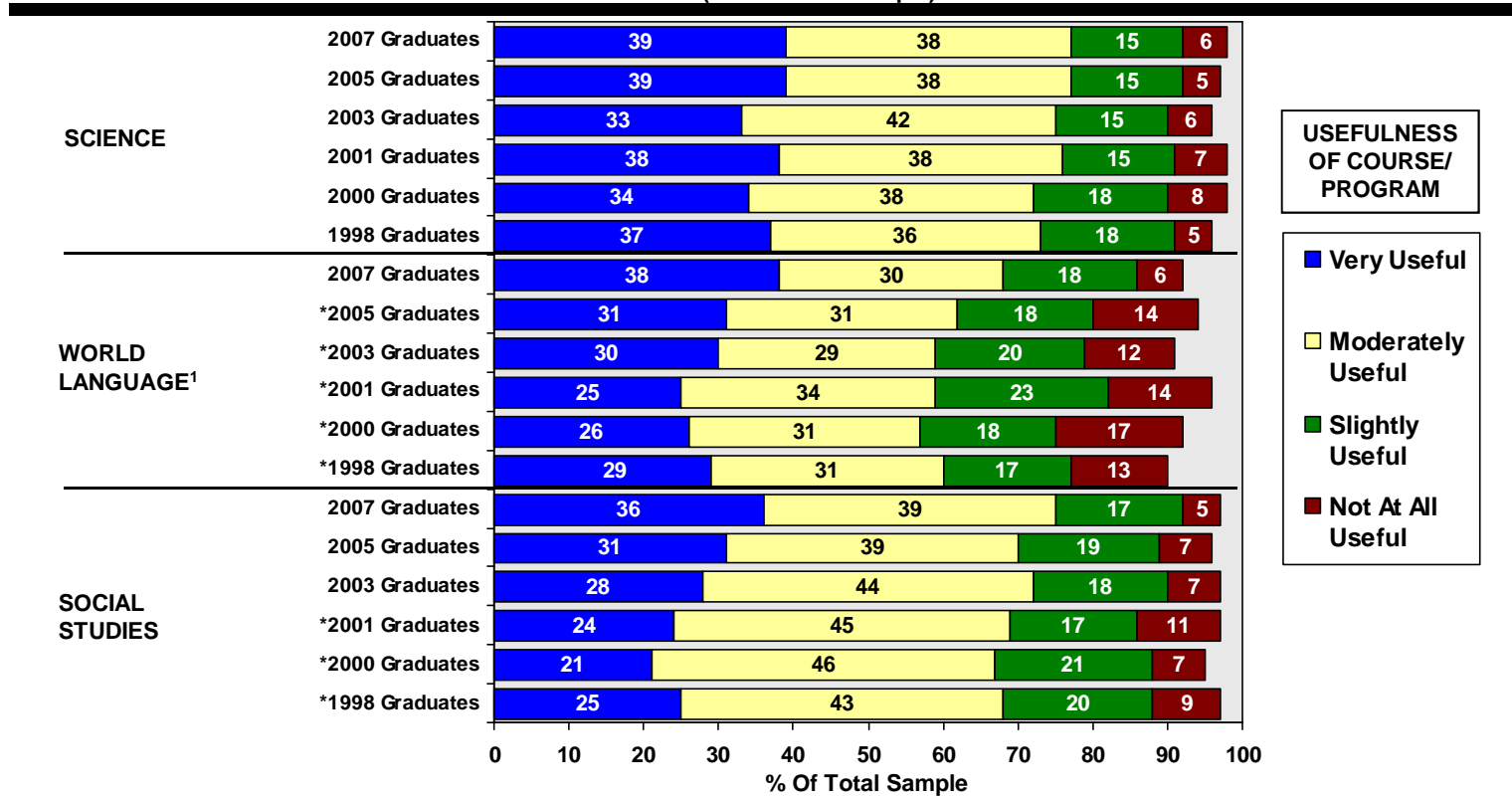
(Continued)





USEFULNESS OF 13 MILLARD HIGH SCHOOL COURSES IN PREPARING STUDENTS FOR CURRENT EDUCATIONAL OR OCCUPATIONAL SITUATION

• Study Wave Comparisons •
(Base: Total Sample)



¹Foreign Language prior to 2008 wave.

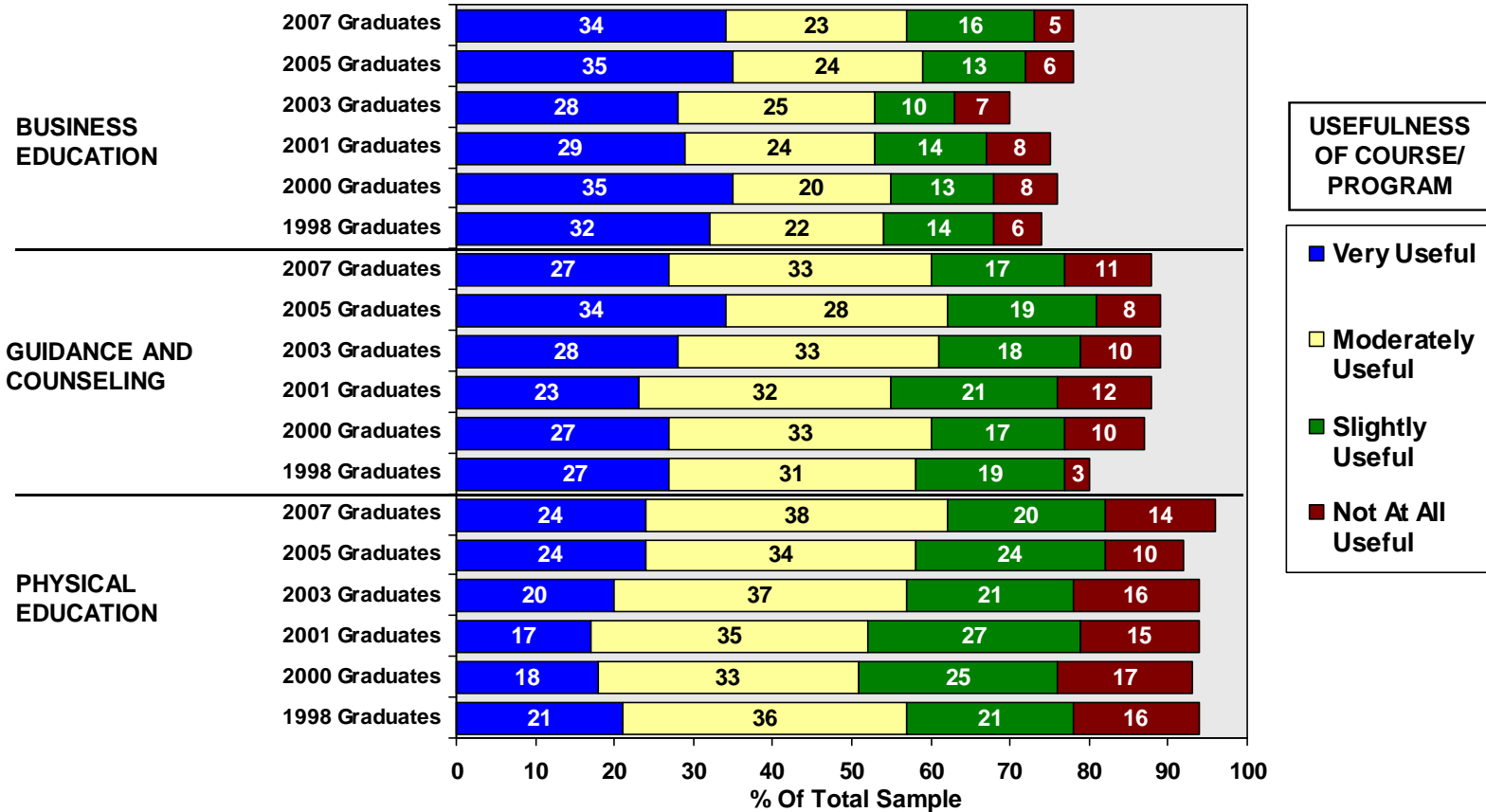
*Statistically significant difference versus 2007 Graduates at the 95% confidence level.

(Continued)





**Figure 11
(Continued)**
USEFULNESS OF 13 MILLARD HIGH SCHOOL COURSES IN PREPARING STUDENTS FOR CURRENT EDUCATIONAL OR OCCUPATIONAL SITUATION
 • Study Wave Comparisons •
 (Base: Total Sample)



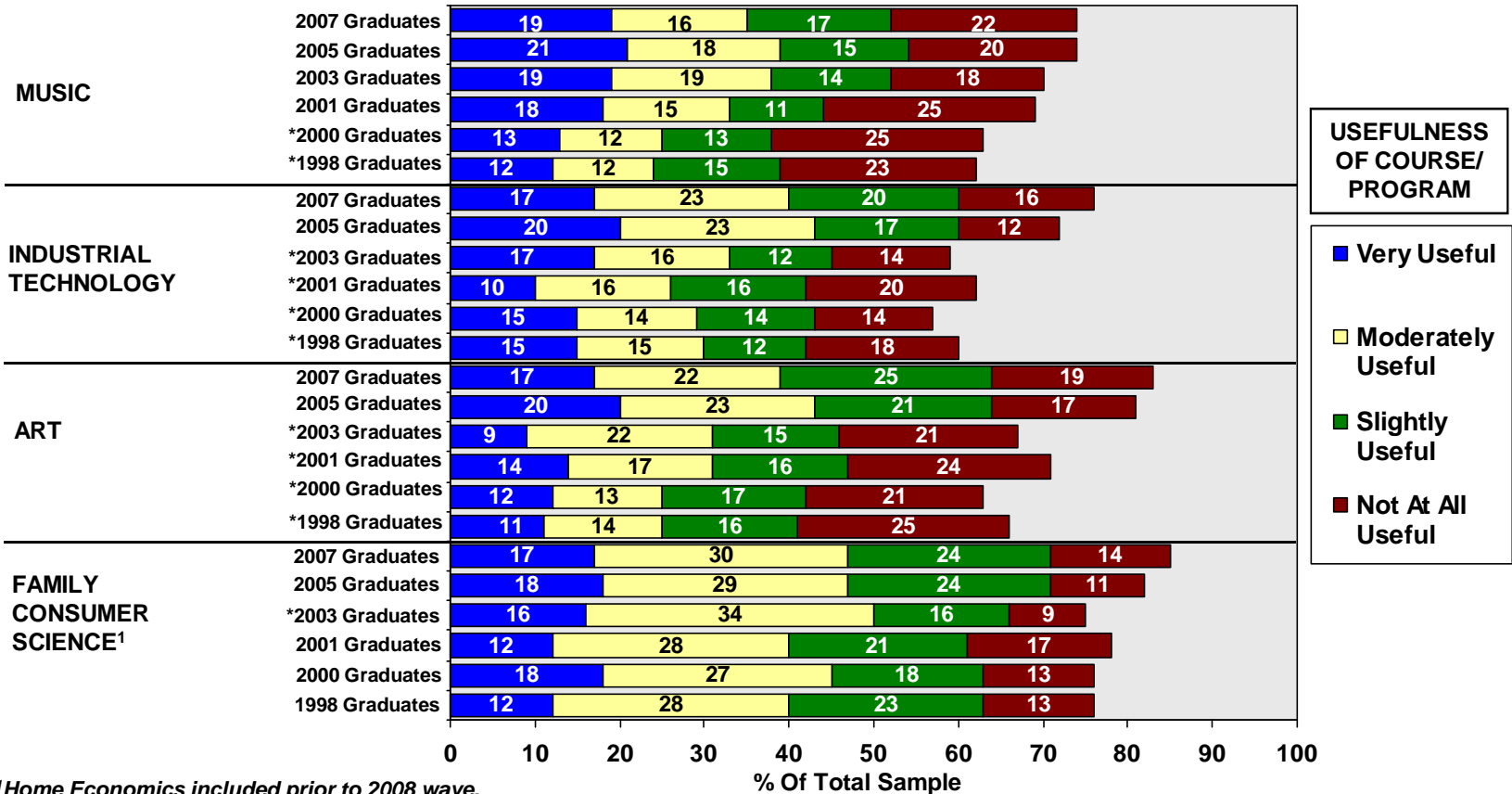
(Continued)





USEFULNESS OF 13 MILLARD HIGH SCHOOL COURSES IN PREPARING STUDENTS FOR CURRENT EDUCATIONAL OR OCCUPATIONAL SITUATION

• Study Wave Comparisons •
(Base: Total Sample)



¹Home Economics included prior to 2008 wave.

*Statistically significant difference versus 2007 Graduates at the 95% confidence level.

Total sample for 2007 Graduates = 400, 2005 Graduates = 400, 2003 Graduates = 300,

2001 Graduates = 302, 2000 Graduates = 300, and 1998 Graduates = 303.

Distance from end of bars to 100% = "Don't know"/"Not applicable" replies.

(Reference: Q15A-M)

