


**ACKNOWLEDGMENT OF RECEIPT
OF NOTICE OF MEETING**

The undersigned members of the Board of Education of Millard, District #017, Omaha, Nebraska, hereby acknowledge receipt of advance notice of a meeting of said Board of Education and the agenda for such meeting held at _____ 7:00 _____ P.M. on _____ January 19, _____ 2009, at _____ Don Stroh Administrative Center _____ 5606 South 147th Street _____ Omaha, NE 68137 _____

Dated this _____ 19th _____ day of _____ January _____, 2009.



Dave Anderson




Brad Burwell



Julie Kannas



Mike Kennedy



Mike Pate



Linda Poole

Maurice Green – Millard North High School

Brittney Albin – Millard South High School

Emily Nowell – Millard West High School

**NOTICE OF MEETING
SCHOOL DISTRICT NO. 17**

Notice is hereby given of a Board of Education meeting of School District No. 17, in the County of Douglas, which will be held at 7:00 p.m. on **Monday, January 19, 2009** at 5606 South 147th Street, Omaha, Nebraska.

An agenda for such meetings, kept continuously current are available for public inspection at the office of the superintendent at 5606 South 147th Street, Omaha, Nebraska.

MIKE KENNEDY,
Secretary

1-16-09

**THE DAILY RECORD
OF OMAHA**

**RONALD A. HENNINGSEN, Publisher
PROOF OF PUBLICATION**

UNITED STATES OF AMERICA,
The State of Nebraska,
District of Nebraska,
County of Douglas,
City of Omaha, } ss.


J. BOYD

being duly sworn, deposes and says that she is

LEGAL EDITOR

of **THE DAILY RECORD**, of Omaha, a legal newspaper, printed and published daily in the English language, having a bona fide paid circulation in Douglas County in excess of 300 copies, printed in Omaha, in said County of Douglas, for more than fifty-two weeks last past; that the printed notice hereto attached was published in **THE DAILY RECORD**, of Omaha, on _____
January 16, 2009

That said Newspaper during that time was regularly published and in general circulation in the County of Douglas, and State of Nebraska.



Publisher's Fee \$ 14.00
Additional Copies \$ _____
Total \$ 14.00

Subscribed in my presence and sworn to before
me this _____ 16th _____ day of

January 20 09

Notary Public in and for Douglas County,
State of Nebraska

BOARD OF EDUCATION MEETING

JANUARY 19, 2009

NAME:

REPRESENTING:

Mila Nielsen	Reagan
Linda Gray	Cather
Cindi Peterson	Cather
Dodie Warren	Cather
Bonnie Rapp	Cather
Nancy Patton	Cather
Ashley OSBORN	Millard West
Layne Anderson	Millard West
Alaina Pirri	Millard West
Paige Full	Millard West
Ashley Johnson	Millard West
Anna Clemens	Millard West
Jason Martz	Millard West
Sharon Fitzwater	Cather
Nette Green	Russell
Van Greenman	Russell
Don Tabar	
Dan	Robner & Beadle
Cody Lea	Beadle
Jacqui Masterson	Millard West

BOARD OF EDUCATION MEETING

JANUARY 19, 2009

NAME:

REPRESENTING:

Nate Skwarek

Millard West

Molly Erickson

MEA

Jordan Wearke

West

Annie Long

West

Madeline Brown

West

Dianne Feltore

Cather

Barlene Gaja

Cather

Fran Solomon

Cather

Declan Martin

Cather

Liana Weiss

Cather

PAUL FLOFFER

Millard West Troop 405

HONNAB LEO

ROHWE



BOARD OF EDUCATION
MEETING



JANUARY 19, 2009

BOARD MEETING
7:00 P.M.

STROH ADMINISTRATION CENTER
5606 SOUTH 147th STREET
JANUARY 19, 2009

AGENDA

A. Call to Order

The Public Meeting Act is posted on the Wall and Available for Public Inspection

B. Pledge of Allegiance

C. Roll Call

D. Public Comments on agenda items – This is the proper time for public questions and comments on agenda items only. Please make sure a request form is given to the Board President before the meeting begins.

E. Routine Matters

1. Oath of Office
2. Election of Officers
3. *Approval of Board of Education Minutes – December 15, 2008
4. *Approval of Bills
5. *Receive the Treasurer's Report and Place on File
6. Summary of Committee of the Whole Meeting on January 12, 2009

F. Information Items

1. Employees of the Month
2. Superintendent's Comments
3. Board Comments/Announcements

G. Unfinished Business:

H. New Business

1. Approval of Official Newspaper
2. Approval of Official Depositories
3. Approval of Capacity Standards for Enrollment Option Program 2009-2010
4. Approval of Guidelines for Within District Transfers for 2009-2010
5. Approval of Enrollment Option program Deadline 2009-2010
6. Reaffirm Policy 5130 – Pupil Services - Enrollment of Exempt School Students and Nonpublic School Students
7. Approval of School Calendar for 2010-2011
8. Approval of Board Members to attend the Federal Relations Network (FRN) Conference
9. Approval of Right-of-Way Easement to OPPD (Russell Middle School)
10. Approval of Right-of-Way Easement to OPPD (Millard West High School)
11. Approval of Job Description 2100.08 – Executive Director of Human Resources
12. Administrator for Hire
13. Approval of Personnel Actions: Leave(s) of Absence, Amendment to Continuing Contract(s), Resignation(s), Voluntary Separation Program, and New Hire(s)

I. Reports

1. Enrollment Report
2. Terra Nova Report
3. Legislative Update
4. Technology Projects Update
5. Quarterly Investment Report
6. Quarterly Food Service Report
7. Quarterly Maintenance and Operations Report
8. Quarterly Summer Projects Construction Report
9. High Ability Learner Program, Identification Process

J. Future Agenda Items/Board Calendar

1. Strategic Planning on Monday, January 26, 2009 and Tuesday, January 27, 2009 at Ironwood beginning at 8:00 a.m.
2. Board of Education Meeting on Monday, February 2, 2009 at 7 p.m. at the Don Stroh Administration Center, 5606 South 147th Street
3. Committee of the Whole Meeting on Monday, February 9, 2009 at 7 p.m. at the Don Stroh Administration Center, 5606 South 147th Street
4. Board of Education Meeting on Monday, February 16, 2009 at 7 p.m. at the Don Stroh Administration Center, 5606 South 147th Street
5. Board of Education Meeting on Monday, March 2, 2009 at 7 p.m. at the Don Stroh Administration Center, 5606 South 147th Street
6. Committee of the Whole Meeting on Monday, March 9, 2009 at 7 p.m. at the Don Stroh Administration Center, 5606 South 147th Street
7. Board of Education Meeting on Monday, March 16, 2009 at 7 p.m. at the Don Stroh Administration Center, 5606 South 147th Street

K. Public Comments - This is the proper time for public questions and comments on any topic. Please make sure a request form is given to the Board President before the meeting begins.

L. Adjournment:

All items indicated by an asterisk (*) will comprise the Consent Agenda and may be acted on in a single motion. Items may be deleted from the Consent Agenda by request of any board member.

BOARD OF EDUCATION
MILLARD PUBLIC SCHOOLS
OMAHA, NEBRASKA

4

BOARD MEETING
7:00 P.M.

STROH ADMINISTRATION CENTER
5606 SOUTH 147TH STREET
JANUARY 19, 2009

ADMINISTRATIVE MEMORANDUM

A. Call to Order

The Public Meeting Act is posted on the Wall and Available for Public Inspection

B. Pledge of Allegiance

C. Roll Call

D. Public Comments on agenda items - This is the proper time for public questions and comments on agenda items only. Please make sure a request form is given to the Board President prior to the meeting.

E.1. Oath of Office

E.2. Election of Officers

*E.3. Motion by _____, seconded by _____, to approve the Board of Education Minutes – December 15, 2008. (See enclosure.)

*E.4. Motion by _____, seconded by _____, to approve the bills. (See enclosures.)

*E.5. Motion by _____, seconded by _____, to receive the Treasurer's Report and Place on File. (See enclosure.)

E.6. Summary of Committee of the Whole Meeting – January 12, 2009

F.1. Employees of the Month

F.2. Superintendent's Comments

F.3. Board Comments/Announcements

H.1. Motion by _____, seconded by _____, to continue to publish legal notices of regular and special meetings of the Board of Education in the Daily Record, unless the deadline dictates publication in the World-Herald or Midlands Business Journal. (See enclosure.)

H.2. Motion by _____, seconded by _____, that the district designate the First National Bank of Omaha and the Nebraska Liquid Asset Fund as the primary depositories for school district funds with the further designation of Wells Fargo Bank, US Bank, First Westroads Bank, Great Western Bank, and Omaha State Bank for school activity fund deposits. (See enclosure.)

H.3. Motion by _____, seconded by _____, to adopt the Resolution regarding Enrollment Standards for the Enrollment Option Program for 2009-2010 school year pending an extension of the Enrollment Option program. (See enclosure.)

H.4. Motion by _____, seconded by _____, to approve the guidelines for transfers within the District for the 2009-2010 school year. (See enclosure.)

H.5. Motion by _____, seconded by _____, that Millard Public Schools accept enrollment option students until August 11, 2009. It is also recommended that Millard students wishing to option to another district be granted a waiver to leave the Millard school district for enrollment option at anytime during the 2009-2010 school year. (See enclosure.)

H.6. Motion by _____, seconded by _____, to reaffirm Policy 5130 – Pupil Services – Enrollment of Exempt School Students and Nonpublic School Students. (See enclosure.)

January 19, 2009

Page 2

- H.7. Motion by _____, seconded by _____, to approve the Calendar for 2010-2011. (See enclosure.)
- H.8. Motion by _____, seconded by _____, to approve the attendance of Dave Anderson and Linda Poole at the Federal Relations Network (FRN) Conference. (See enclosure.)
- H.9. Motion by _____, seconded by _____, that the District grant a Right-of-Way Easement to OPPD in Lot 1 of the Mission Park Addition as submitted. (See enclosure.)
- H.10. Motion by _____, seconded by _____, that the District grant a Right-of-Way Easement to OPPD in Lot 1 of the Cinnamon Creek Addition as submitted. (See enclosure.)
- H.11. Motion by _____, seconded by _____, to approve Job Description 2100.08 – Executive Director of Human Resources. (See enclosure.)
- H.12. Motion by _____, seconded by _____, to approve Jim Sutfin as Executive Director of Human Resources. (See enclosure.)
- H.13. Motion by _____, seconded by _____, to approve Personnel Actions: Leave(s) of Absence, Amendment to Continuing Contract(s), Resignation(s), Voluntary Separation Program, and New Hire(s). (See enclosure.)

I. Reports:

- 1. Enrollment Report
- 2. Terra Nova Report
- 3. Legislative Update
- 4. Technology Projects Update
- 5. Quarterly Investment Report
- 6. Quarterly Food Service Report
- 7. Quarterly Maintenance and Operations Report
- 8. Quarterly Summer Projects Construction Report
- 9. High Ability Learner Program, Identification Process

J. Future Agenda Items/Board Calendar

- 1. Strategic Planning on Monday, January 26, 2009 and Tuesday, January 27, 2009 at Ironwood beginning at 8:00 a.m.
- 2. Board of Education Meeting on Monday, February 2, 2009 at 7 p.m. at the Don Stroh Administration Center, 5606 South 147th Street
- 3. Committee of the Whole Meeting on Monday, February 9, 2009 at 7 p.m. at the Don Stroh Administration Center, 5606 South 147th Street
- 4. Board of Education Meeting on Monday, February 16, 2009 at 7 p.m. at the Don Stroh Administration Center, 5606 South 147th Street
- 5. Board of Education Meeting on Monday, March 2, 2009 at 7 p.m. at the Don Stroh Administration Center, 5606 South 147th Street
- 6. Committee of the Whole Meeting on Monday, March 9, 2009 at 7 p.m. at the Don Stroh Administration Center, 5606 South 147th Street
- 7. Board of Education Meeting on Monday, March 16, 2009 at 7 p.m. at the Don Stroh Administration Center, 5606 South 147th Street

K. Public Comments - This is the proper time for public questions and comments on any topic. Please make sure a request form is given to the Board President before the meeting begins.

L. Adjournment

All items indicated by an asterisk (*) will comprise the Consent Agenda and may be acted on in a single motion. Items may be deleted from the Consent Agenda by request of any board member.

The citizens of the Millard School district have entrusted in you the education of the children in this community.

It is your "moral and ethical responsibility to function courageously and impartially to assure the greatest good to the greatest number at all times." You "shall represent open-mindedly the entire school district...recognizing that the schools belong to the people."

You must devote time, thought, and study to school activity in order to make creditable decisions.

You must work with fellow board members in a spirit of harmony and cooperation, in spite of differences of opinion.

You will know that at all times, as an individual, you have no legal authority outside the meetings of the board.

You must resist pressure to use your position as a school board member to benefit yourself, or any other individual or agency, apart from the total interest of the school district.

You must know that under all circumstances the primary function of the Board is to establish policies by which the schools are to be administered.

I, JULIE KANNAS, MIKE PATE, LINDA POOLE, do solemnly swear that I will support the Constitution of the United States and the constitution of the State of Nebraska, against all enemies, foreign and domestic; that I will bear true faith and allegiance to the same; that I take this obligation freely and without mental reservation or for purpose of evasion: and that I will faithfully and impartially perform the duties of a member of the Millard School Board; according to law, and to the best of my ability. And I do further swear that I do not advocate, nor am I a member of any political party or organization that advocates the overthrow of the government of the United States or of this state by force or violence; and that during such time as I am in this position I will not advocate nor become a member of any political party or organization that advocates the overthrow of the government of the United States or of this state by force or violence. So help me God.

Julie Kannas, Mike Pate, Linda Poole, do you accept the responsibility of the position on the Millard School Board? I declare you, Julie Kannas, Mike Pate, and Linda Poole, an official board member of Millard School District #17.

As Vice President of the Millard School Board, "I congratulate you and welcome you to one of the most important volunteer positions you will ever hold."

I, **JULIE KANNAS, MIKE PATE, LINDA POOLE**; do solemnly swear that I will support the Constitution of the United States and the constitution of the State of Nebraska, against all enemies, foreign and domestic; that I will bear true faith and allegiance to the same; that I take this obligation freely and without mental reservation or for purpose of evasion: and that I will faithfully and impartially perform the duties of a member of the Millard School Board; according to law, and to the best of my ability. And I do further swear that I do not advocate, nor am I a member of any political party or organization that advocates the overthrow of the government of the United States or of this state by force or violence; and that during such time as I am in this position I will not advocate nor become a member of any political party or organization that advocates the overthrow of the government of the United States or of this state by force or violence. So help me God.

Julie Kannas 3/16/09

JULIE KANNAS **DATE**

Mike Pate 3-16-09

MIKE PATE **DATE**

Linda Poole 3-16-09

LINDA POOLE **DATE**

MILLARD PUBLIC SCHOOLS
SCHOOL DISTRICT NO 17

A meeting was held of the Board of Education of the School District No. 17, in the County of Douglas in the State of Nebraska. The meeting was convened in open and public session at 7:00 p.m., Monday, December 15, 2008, at the Don Stroh Administration Center, 5606 South 147th Street.

PRESENT: Jean Stothert, Brad Burwell, Mike Pate, Dave Anderson, Mike Kennedy, and Linda Poole

Notice of this meeting was given in advance thereof by publication in the Daily Record on December 12, 2008; a copy of the publication is being attached to these minutes. Notice of this meeting was given to all members of the Board of Education and a copy of their Acknowledgment of Receipt of Notice and the agenda are attached to these minutes. Availability of the agenda was communicated in advance notice and in the notice of the Board of Education of this meeting. All proceedings hereafter shown were taken while the convened meeting was open to the attendance of the public.

At 7:00 p.m. Jean Stothert announced the Public meeting Act is posted on the wall and available for public inspection. Mrs. Stothert asked everyone to say the Pledge of Allegiance.

Roll call was taken and members and all members were present.

Motion by Mike Pate, seconded by Brad Burwell, to approve the Board of Education minutes November 17, 2008, approve the bills, and receive the treasurer's report and place on file, upon roll call vote, all members voted aye. Motion carried.

Brad Burwell summarized the Committee of the Whole meeting on December 1, 2008. The evening was spent providing an orientation session for the new board member, Julie Kannas.

Employees of the Month were Julie Sparks, fourth grade teacher at Cody Elementary, and Tony Nauden, night custodian at the Don Stroh Administration Center.

Showcase highlighted the teachers who have received their National Certification and students who received first place honors in football, softball, cross country, and volleyball.

Mrs. Stothert recognized Scout Troop 484. They were attending the meeting because they were working on their Citizenship in the Community badge.

Superintendent's Comments:

1. The student hearing is postponed for Tuesday night, because the parents are unable to make it. Hopefully, it will be rescheduled for Thursday evening. Kraig Lofquist will be checking with board members to see who will be able to be at the hearing. There needs to be only three board members attending.
2. Weather has been an interesting topic, and weather is never the same. Today was no different. Years ago, school was not called off until it was 50 below zero. It is a little friendlier now. It would have to be a sustained and severe warning, which would mean you can survive only 10 minutes before frostbite would set in, not advisory. Dressing appropriately is very important for students, but this doesn't always happen. There will be snow tomorrow, but there will be school.
3. Friday will be the last day for students, and the students will return on January 5, 2009.
4. Tonight is the last meeting for Jean Stothert, who has been on the board for ten and one-half year, and she will be recognized during the meeting, but he wished her the very best of luck.

Board of Education Minutes
December 15, 2008
Page 2

Mike Kennedy thanked Jean Stothert for mentoring him during the transition from the Metropolitan Community College board to the Millard School Board.

Mr. Kennedy talked about the state aid study that came out, regarding what would happen to the property tax base of the school districts. It stated that Douglas County West and South Sarpy District would lose up to 25% of the property tax funds. He believes the Learning Community law for dividing up the property taxes as well as spending funds is short changing students. He thought the Learning Community plan was designed to help all kids in poverty. There are over 2000 students in Millard who receive free and reduce lunches, yet, the new Learning Community centers will not be placed in Millard or Elkhorn because these districts do not have 25% of their schools that have free or reduced lunches. Yet the Millard taxpayers will have 5 cents from their property tax levy removed and given to other part of the Omaha area. Mr. Kennedy said he didn't want their money if you are going to destroy other small school districts, at the expense of a marginal amount of money that would come to Millard or OPS. The Millard community has to understand this how this law is going to work. There are many issues that need to be addressed by the Unicameral. The Learning Community law said it will help all disadvantaged students, but it will hurt some of those kids that it was suppose to take care of.

Mr. Anderson wished everyone a happy holiday.

Dave Anderson thanked the Millard students, teachers and administrators for all of the accomplishments this year. The board is extremely proud of everyone.

Brad Burwell advised the board that the Learning Community first two meeting dates have been set and they will be on January 8, 2009 and January 22, 2009. The meetings are open to the public and anyone who has an interest is welcomed to attend. Due to so much uncertainly is the reason the two meeting were set. Mr. Burwell said his position is to keep everyone informed and make sure all students are served equally.

Mrs. Burwell said it is a good time to say thank you to students and teachers who make this a great school district. As shown tonight during the Employees of the Month, and the emotions of both, no matter if you are a teacher or a custodian, everyone works hard for this district. Not only are the students working hard in the athletic endeavors, but they work hard at their academics, also.

Mr. Burwell said he had an opportunity to attend the Winter Breakfast at Cody Elementary. He said it continues to be a great tradition at Cody. He also talked to resource students at Millard North about what a school board member does. They wanted to know what the greatest thing about being a board member was, and Mr. Burwell told them it was graduation day.

Mr. Burwell thanked Jean for her service and passion the past ten and one-half years.

Linda Poole thanked Jean Stothert for the ten and one-half years of service to Millard.

Mrs. Poole said her first meeting for the Governor's Education Initiative Technical Task Force. There are five members on this task force with Mrs. Poole as a teacher, a superintendents from Benkelman, and three national experts with ACT, SAT, and the National Assessment Center. The first hour the Governor met with the group, and explained his expectation were on comparability and accountability. When the assessments get going he wants them to find some way to take those districts that did well and showcase them. There were several people from the Nebraska Department of Education and reviewed the assessment systems the State has.

Mrs. Poole said the request for proposals for assessment plans are out. The task force was asked if they had concerns to be sure to let them know. Mrs. Poole will be meeting with Jon Lopez and Mark Feldhausen to discuss

Board of Education Minutes
December 15, 2008
Page 3

the plan, and see if they have concerns she can relay back to the Department of Education. Mrs. Poole did have a concern in regards to the elementary norm reference tests that are given, because there are four tests, and she wondered how you can compare four different tests. She said the task force may make a recommendation to get rid of norm reference tests, because there was concern from other task force members too.

Mrs. Poole asked if the district had the capability of video conferencing because this was a suggested way for the task force to have their meetings, especially for those who have a long distance to come for the meetings. Vicki Hoskovec will research this request.

Mike Pate thanked Jean for her years of service, and he knew she would miss the steady pay check. They all had a laugh about it, because board members are not compensated. He wished Jean all of the best.

Mike Pate asked Ken Fossen if it would be a good time to refinance some of the District bonds. Mr. Fossen had been in touch with the company that looks after the District's bonds, and they will be waiting a bit until it settles down, and when the time is right they will come with a recommendation.

Mrs. Stothert thanked everyone for their kind words, she said she appreciated it.

Last Friday Mrs. Stothert attended a Conference, hosted by Mike Yanney, where the Learning Community was introduced to new legislators, board members, and superintendents. Senator Raikes tried to explain the learning community law. Roger Breed, new Education Commissioner, John Gale, Mike Yanney, and John Christensen all spoke.

Mrs. Stothert said this Thursday she will be attending another meeting in regards to the Learning Community with the Superintendent's and other board Presidents, and the Governor, which will be held in Gretna.

Mrs. Stothert reported the Learning Community caucus was the topic for discussion at the last Metropolitan Area Boards of Education meeting. She also said that all of the Districts in the Learning Community are being invited to participate in the Metropolitan Areas Boards of Education meetings.

Mrs. Stothert told everyone Happy Holidays.

Maurice Green, student representative from Millard North High School, Emily Nowell, student representative from Millard West High School, and Brittney Albin, student representative from Millard South High School. The student representatives highlighted all of the academic and athletic activities that took place during the past few weeks at their respective high schools.

Motion by Mike Kennedy, seconded by Dave Anderson, to receive and place on file the Audit Report for 2007-2008, upon roll call vote, all members voted aye. Motion carried.

Motion by Brad Burwell, seconded by Dave Anderson, to approve the 2009 Summer School Proposal, upon roll call vote, all members voted aye. Motion carried.

Motion by Dave Anderson, seconded by Brad Burwell, to approve Rule 4405.3 – Human Resources – Payroll Deduction – 403(b) Tax Sheltered Annuities and Custodian Accounts, upon roll call vote, all members voted aye. Motion carried.

Board of Education Minutes
 December 15, 2008
 Page 4

Motion by Linda Poole, seconded by Dave Anderson, to approve the Resolution and Millard Public Schools 403(b) Retirement Plan Policy Regarding Funding Vehicle(s)/Vendor(s) Selection and De-Selection, upon roll call vote, all members voted aye. Motion carried.

Motion by Dave Anderson, seconded by Brad Burwell, to approve the recommendation that the architects be authorized and directed to proceed with bidding for the proposed construction of additions to Reagan Elementary School. Upon roll call vote, Linda Poole, Jean Stothert, Brad Burwell, Dave Anderson, and Mike Kennedy voted aye. Mike Pate voted nay. Motion carried.

Motion by Brad Burwell, seconded by Dave Anderson, to approve the Resolution for Retiring Board Member, upon roll call vote, all members voted aye. Motion carried.

Motion by Mike Kennedy, seconded by Dave Anderson, to approve the recommendation to have two meetings in January a Committee Meeting on January 12, 2009, and a Board of Education meeting on January 19, 2009, upon roll call vote, all members voted aye. Motion carried.

Motion by Mike Pate, seconded by Dave Anderson, to amend the resolution to remove Tahnee Horn's name and to add Emily Wageman's name to the list of accepted Resignation Notification Program participants, upon roll call vote, all members voted aye. Motion carried.

Motion by Brad Burwell, seconded by Mike Pate, to approve the amended motion and approve Resignations: Lisa Montemarano and Joy Post; Voluntary Separations: Nancy Anderson, Rosemary Barta, Wayne Crumbley, Nick Danze, Ina Davis, Linda Fauss, Linda Frey, Margaret Garagiola, Charles Gould, Aline Jones, Janet Katz, Deborah Korves-Gunnink, Mary Morgan, Cynthia Nabity, Pamela Norlen, Beth Reitz, Jeff Ritz, Claudia Schulte, Mark Schultze, George Sefzik, Julie Sefzik, Paul Stuart, Gerald Tieger, Rebecca Torrens, Katherine Weidauer, and Deborah Williams; Resignation Notification Incentive Program: Nancy Anderson, Nancy Armitage, Rosemary Barta, Ellen Batenhorst, Cecelia Birckhead, Richard Brown, Niki Byroad, Thomas Clark, Jackie Clarke, Nick Danze, Ina Davis, Linda Fauss, Thea Finley, Linda Frey, Robert Gabriel, Margaret Garagiola, Charles Gould, Gary Griffin, Kathy Hardenbergh, Sandra Hansen, Diane Hansler, Aline Jones, Kari Jorth, Janet Katz, Katherine Keber, Julie Konrad, Jerilyn List, Barbara McKenna, Julie Miller, Mary Jane Morgan, Sarah Morgan, Mary Morley, Danna Mosser, Michael Neemann, Pamela Norlen, Kaye Nyffeler, Diane Oakes, Elizabeth Olson, Kelly Ostronic, David Pettit, Lori Pick, Stephanie Pithart, Jessica Reade, Beth Reitz, Jeffrey Ritz, Claudia Schulte, Mark Schultze, George Sefzik, Vashawn Smith, Suzanne Steckelberg, Mary Strasil, Paul Stuart, Shannon Swaney, Gerald Tieger, Benna Tomasello, Rebecca Torrens, Kristen Treat, Deborah Van Fleet, Emily Wageman, Denise Waller, Kellie Webb, and Deborah Williams; New Hires: Danette Baker, Patricia O'Connor, Teri Dolejs, Jennifer Neuberger, and Susan Mahoney, upon roll call vote, all members voted aye. Motion carried.

Reports provided included an Enrollment Report, the Preliminary Projections for Fall 2009, the NCA Reports, and the Risk Management Report.

Board of Education Minutes
December 15, 2008
Page 5

Future Agenda Items/Board Calendar included: The Committee of the Whole Meeting will be held on Monday, January 12, 2009 at 7 p.m. at the Don Stroh Administration Center, 5606 South 147th Street. The PDK Dinner will be held on Wednesday, January 14, 2009 at 5:30 p.m. at Centennial Hall at the Thompson Alumni Center at UNO. A Board of Education Meeting will be held on Monday, January 19, 2009 at 7 p.m. at the Don Stroh Administration Center, 5606 South 147th Street. A Board of Education Meeting will be held on Monday, February 2, 2009 at 7 p.m. at the Don Stroh Administration Center, 5606 South 147th Street. A Committee of the Whole Meeting will be held on Monday, February 9, 2009 at 7 p.m. at the Don Stroh Administration Center, 5606 South 147th Street. Board of Education Meeting will be held on Monday, February 16, 2009 at 7 p.m. at the Don Stroh Administration Center, 5606 South 147th Street

Jean Stothert adjourned the meeting.



SECRETARY

Millard Public Schools
January 19, 2009

Millard Public Schools

Check Register

14

Prepared for the Board Meeting of January 19, 2009

Check No	Vend No	Vendor Name	Amount
297612	012067	AMERICAN MATHEMATICS COMPETITIONS	249.00
297613	100301	BELLEVUE EAST HIGH SCHOOL	172.00
297614	100301	BELLEVUE EAST HIGH SCHOOL	154.00
297615	108425	BLAKE HIGH SCHOOL	250.00
297616	137218	DANA J CHRISTENSEN	555.96
297617	107454	CHRISTOPHER COLLING	150.00
297618	133600	CONVENTION MANAGEMENT RESOURCES INC	235.00
297619	109850	DEX MEDIA EAST LLC	211.50
297620	106879	DOWLING HIGH SCHOOL	145.00
297621	106879	DOWLING HIGH SCHOOL	345.00
297622	106773	FIRST NATIONAL BANK VISA	6,106.94
297623	136097	ANN M GAPINSKI	297.33
297624	134455	ROBERT J HETTINGER	75.00
297625	059573	NANCY A JOHNSTON	151.95
297626	106116	LINCOLN HIGH SCHOOL	237.00
297627	106116	LINCOLN HIGH SCHOOL	266.00
297628	106116	LINCOLN HIGH SCHOOL	120.00
297629	106116	LINCOLN HIGH SCHOOL	334.00
297630	060153	KEITH W LUTZ	147.00
297632	137216	MANCHESTER GRAND RESORTS LP	872.92
297633	065440	MILLARD SOUTH HIGH SCHOOL	900.00
297634	067085	NATIONAL ART EDUCATION ASSOC	190.00
297637	108180	NEBRASKA HUMANITIES COUNCIL	75.00
297638	072382	SHEILA M PHELPS	63.83
297639	072400	PHI DELTA KAPPA	84.00
297640	131835	PRAIRIE MECHANICAL CORP	3,475.93
297643	107354	STEPHEN W. VENTEICHER	506.25
297644	136322	TAMARA J WILLIAMS	1,494.44
297656	136593	BAXTER CHRYSLER JEEP DODGE INC	647.00
297657	107454	CHRISTOPHER COLLING	150.00
297658	133617	CONOCOPHILLIPS	14,480.49
297659	137234	COOPERATING SCHOOL DISTRICTS	140.00
297661	108436	COX COMMUNICATIONS INC	44,206.30
297662	133261	ANGELA M DIEHM	162.50
297663	109036	GALE GROUP	54,348.93
297664	135482	GIFF PROPERTY SERVICES	1,800.00
297665	056820	HARRY A KOCH COMPANY	25.00
297666	102582	HYATT REGENCY-MINNEAPOLIS	847.10
297667	100006	LINCOLN SOUTHEAST HIGH SCHOOL	399.00
297668	100006	LINCOLN SOUTHEAST HIGH SCHOOL	191.00
297669	100006	LINCOLN SOUTHEAST HIGH SCHOOL	154.00
297670	137235	PATRICK VONASEK	249.99
297671	137236	RANDAL A MILLER	55.00
297674	107732	BRIAN L NELSON	156.25
297675	099374	NEWSWEEK INC	300.00
297676	137237	MATT J NOVAK	55.00

Date: 1/14/09

Millard Public Schools

Check Register

15

Prepared for the Board Meeting of January 19, 2009

Check No	Vend No	Vendor Name	Amount
297677	071053	OMAHA WORLD HERALD (EDUC)	1,533.17
297678	106559	DAVID L PATTEN	289.18
297679	134050	PETTY CASH/ROHWER ELEMENTARY	93.26
297680	073867	PSYCHOLOGY TODAY	40.00
297681	090673	QWEST	44.53
297682	107539	RUTH MUELLER ROBAK LLC	200.00
297683	101378	STAFF DEVELOPMENT FOR EDUCATORS	567.00
297684	068834	UNIVERSITY OF NEBRASKA-LINCOLN	511.00
297685	068834	UNIVERSITY OF NEBRASKA-LINCOLN	119.00
297687	094245	WESTLAKE ACE HARDWARE INC	40.98
297689	025455	COLLEGE BOARD	325.00
297692	067085	NATIONAL ART EDUCATION ASSOC	290.00
297693	067085	NATIONAL ART EDUCATION ASSOC	175.00
297695	100729	NATIONAL SCHOOL PUBLIC RELATIONS	565.00
297696	072899	LINDA POOLE	957.78
297697	068840	UNIVERSITY OF NEBRASKA AT OMAHA	121,000.00
297698	107354	STEPHEN W. VENTEICHER	887.50
297706	130990	A.A. HORWATH AND SONS	445.00
297707	130403	ABILITATIONS	74.22
297708	010165	ABLENET INC	35.00
297709	131632	AC AWARDS INC	112.00
297710	010275	ACADEMIC COMMUNICATION ASSOC INC	53.90
297711	010300	ACCURATE LOCKSMITHS, INC	131.90
297712	108245	GENE ADAMS	149.55
297713	133402	KAREN S ADAMS	191.11
297714	131060	ADOLPH KIEFER AND ASSOCIATES	395.13
297715	102832	ADVANCED OFFICE INTERIORS CORP	713.44
297716	131189	AIR POWER OF NEBRASKA INC.	1,322.25
297717	108351	AIRGAS NORTH CENTRAL INC	108.61
297718	133620	AKSARBEN PIPE & SEWER CLEANING LLC	1,656.75
297719	133646	AKSARBEN SERVICES INC	233.30
297720	136365	ALEGENT HEALTH	25,200.00
297721	136499	ALEKS CORPORATION	35.00
297723	011185	ALLIED OIL & SUPPLY, INC.	550.77
297724	107651	AMAZON.COM INC	39.80
297725	011241	AAHPERD	635.00
297727	133174	ENCOREONE LLC	244.50
297728	012480	AMERICAN TIME & SIGNAL COMPANY	28.90
297729	102430	AMI GROUP INC	3,150.00
297730	069689	AMSAN LLC	28,504.49
297731	010112	ANDERSON ELECTRIC	1,690.00
297732	131265	JILL M ANDERSON	72.45
297733	134041	MARTHA A ANDERSON	85.41
297734	012989	APPLE COMPUTER, INC.	6,497.95
297735	135051	APPLES & MORE A TEACHERS STORE	250.00
297736	106889	APPLIED INDUSTRIAL TECHNOLOGIES	59.24

Date: 1/14/09

Millard Public Schools

Check Register

16

Prepared for the Board Meeting of January 19, 2009

Check No	Vend No	Vendor Name	Amount
297738	108092	MERRILL COMPANY	1,588.81
297739	106436	AQUA-CHEM INC	734.05
297740	133770	DIANE ARAUJO	32.41
297741	013496	ASCD	428.00
297742	013496	ASCD	101.75
297743	106207	ASCD (MEMBERSHIP)	985.00
297744	134235	SARAH A ASCHENBRENNER	100.33
297745	013496	ASCD	49.00
297746	010090	AUDIOVISUAL INC	360.94
297748	102237	AUTO STATION	1,604.63
297749	131546	GLENDA K BACHMANN	284.72
297750	017621	BAKER & TAYLOR INC	2,069.76
297751	017789	BANCROFT BODY SHOP	2,044.00
297752	137256	JEFF R BANKER	531.29
297753	017908	REX J BARKER	93.02
297755	099646	BARNES & NOBLE BOOKSTORE	3,996.49
297756	132608	BARNES DISTRIBUTION	158.45
297757	017877	CYNTHIA L BARR-MCNAIR	195.44
297758	017926	ROSEMARY W BARTA	49.20
297759	131142	CHERA A BARTELS	11.41
297760	137039	GLORIA J BARTELS	400.71
297761	107979	LORI A BARTELS	225.81
297762	131148	VIRGINIA C BAYE	326.90
297763	018280	JEANINE C BEAUDIN	74.00
297764	135892	SCOTT A BECKER	40.00
297765	107540	BRIAN F BEGLEY	368.98
297766	134884	JULIE K BERGSTROM	199.46
297768	131401	TYLER J. BERZINA	134.86
297769	134945	NOLAN J BEYER	153.27
297770	137238	ARJUN BHALLA	100.00
297771	137140	ANNE M BIRKEL	41.06
297772	019111	BISHOP BUSINESS EQUIPMENT	26,309.26
297773	137222	ALEXANDER LYNN BLACK	100.00
297774	136963	GAIL M BLANCHARD-HELTON	284.72
297775	134478	TIFFANY M BOCK SMITH	24.57
297776	130899	KIMBERLY M BOLAN	184.87
297777	137172	ANNE MARIE BOOSE	49.14
297779	133057	NANCY R BORGUM	305.81
297780	019559	BOUND TO STAY BOUND BOOKS INC	12,203.04
297781	132888	MICHELLE M BOYD	62.16
297782	019835	BOYS TOWN NATIONAL	1,467.38
297783	136962	BETTY M BRAGG	221.45
297784	019858	PEGGY A BRENDEL	289.99
297785	130576	PAMELA A BRENNAN	147.42
297786	019861	BRIGGS, INC.	151.11
297787	133824	NANCY A BROWN	26.68

Date: 1/14/09

Millard Public Schools

Check Register

17

Prepared for the Board Meeting of January 19, 2009

Check No	Vend No	Vendor Name	Amount
297788	020258	VICKI A BROWN	337.44
297789	135215	ALEXANDRA BRUGLER	50.00
297790	020550	BUREAU OF EDUCATION & RESEARCH	1,930.00
297792	136482	DESTINI BURNS	930.00
297793	106110	BRAD BURWELL	59.99
297794	099431	BUSINESS MEDIA INC	12,675.00
297795	134237	SCOTT G BUTLER	156.72
297797	137189	ALLISON MARIE CAMPBELL	50.00
297798	106806	ELIZABETH J CAREY	31.59
297799	023970	CAROLINA BIOLOGICAL SUPPLY CO	317.04
297800	131158	CURTIS R CASE	158.86
297801	133589	CDW GOVERNMENT, INC.	6,006.60
297802	136560	CAITLIN CEDFELDT	50.00
297804	024260	CENTER TROPHY COMPANY	79.83
297805	135648	SUSAN M CHADWICK	21.29
297806	134043	MALCOLM K CHAI	121.09
297807	137204	PHUONG ANH THI CHAU	214.36
297808	132271	ERIK P CHAUSSEE	109.77
297809	106851	CHILDREN'S HOME HEALTHCARE	6,979.50
297810	135898	ANDREW J CIOCHETTO	70.00
297811	025197	CITY OF OMAHA	2,400.00
297812	025197	CITY OF OMAHA	24.00
297813	099222	CLASSROOM DIRECT	404.96
297814	025235	DALE CLAUSEN	143.91
297815	131135	PATRICIA A CLIFTON	67.92
297816	136780	LISA L CLINARD	164.46
297817	137013	NANCY S COLE	75.23
297818	022701	SHARON R COMISAR-LANGDON	110.57
297819	106902	COMMUNICATION SERVICES INC.	289.05
297820	025689	COMPUTER CABLE CONNECTION INC	51.40
297821	135082	OCCUPATIONAL HEALTH CTRS OF NE PC	273.00
297822	099792	CONSOLIDATED ELECTRICAL	523.55
297823	136574	CONTROL DEPOT INC	1,279.87
297824	026057	CONTROL MASTERS INC	17,610.87
297826	132170	CORMACI CONSTRUCTION INC	3,597.00
297827	109063	CRISIS PREVENTION INSTITUTE INC	372.57
297828	130703	CROSS COUNTRY SEMINARS INC.	298.00
297829	134039	CROUCH RECREATIONAL DESIGN INC	456.06
297830	137248	ALLISON CROY	70.00
297831	109021	PATRICIA A CRUM	64.99
297832	027300	CUMMINS CENTRAL POWER LLC	927.22
297834	130900	CHERYL L CUSTARD	90.67
297836	131483	JANET L DAHLGAARD	45.00
297837	132671	JEAN T DAIGLE-ROSE	110.56
297838	131003	DAILY RECORD	29.80
297839	032140	DALTILE CORPORATION	1,488.43

Date: 1/14/09

Millard Public Schools

Check Register

18

Prepared for the Board Meeting of January 19, 2009

Check No	Vend No	Vendor Name	Amount
297840	136391	JEROME DARTMANN	27.58
297841	135099	HEATHER L DAUBERT	51.36
297842	032246	PAMELA M DAVIS	125.19
297843	032497	CHERYL R DECKER	67.28
297845	107469	DEFFENBAUGH INDUSTRIES	12,315.47
297846	106713	ANDREW S DEFREECE	224.03
297847	136493	ANNE DELUCA	75.00
297848	133071	DEMARCO BROS.CO.	1,291.53
297849	032800	DEMCO INC	516.99
297850	135865	SABRINA DENNEY BULL	14.62
297851	032872	DENNIS SUPPLY COMPANY	15.12
297852	136316	EVA DENTON	26.67
297853	133009	ROBERTA E DEREMER	18.95
297854	137024	DEVELOPMENTAL SVCS NEBRASKA INC	2,350.31
297856	099220	DICK BLICK CO	1,758.49
297857	132750	JOHN D DICKEY	38.96
297858	137107	CAROL L DICKMEYER	326.90
297859	133261	ANGELA M DIEHM	162.50
297860	134800	REBECCA L DIETLE	305.81
297865	033473	DIETZE MUSIC HOUSE INC	5,397.86
297869	101561	DISCOVER WRITING COMPANY	350.00
297870	134899	DISCOVERY EDUCATION	163.20
297871	130486	LINDA L DIZONA	18.50
297873	107232	DLR GROUP INC	2,325.00
297874	134066	SARAH DOBEL	150.00
297875	136964	NAN A DOESCHOT	316.35
297876	135973	MATTHEW L DOMINY	23.52
297878	134086	AMBER J DOOLITTLE	47.97
297879	135650	JAY R DOSTAL	35.05
297884	130908	DOUGLAS COUNTY SCHOOL DIST.28-0001	429,585.74
297886	034109	DRUMMOND AMERICAN CORPORATION	512.58
297887	135689	SUSAN M DULANY	128.74
297889	036520	EASTERN NE HUMAN SERVICES AGENCY	34,080.00
297890	137171	RUSSELL E FREY	404.77
297891	036830	EDUCATION WEEK	39.00
297892	036830	EDUCATION WEEK	1,825.85
297893	037201	EDUCATIONAL RECORD CENTER INC	129.38
297894	037400	EDUCATIONAL RESEARCH SERVICE	88.00
297895	037525	EDUCATIONAL SERVICE UNIT #3	154,811.52
297896	130769	EDWARD DON & COMPANY	213.71
297897	038025	MARY L EHLERS	35.10
297898	107980	EHLI'S DECORATING, INC.	78.00
297899	133823	REBECCA S EHRHORN	399.85
297900	136443	EL MUSEO LATINO	73.50
297902	038100	ELECTRICAL ENGINEERING & EQPT CO	3,019.14
297903	038140	ELECTRONIC SOUND INC.	3,957.40

Date: 1/14/09

Millard Public Schools

Check Register

19

Prepared for the Board Meeting of January 19, 2009

Check No	Vend No	Vendor Name	Amount
297904	038217	WARREN K ELTISTE	508.76
297905	135497	RICKIE D ENGEL	253.08
297906	136924	ENLIGHTEN STUDIOS LLC	9,710.00
297909	109066	TED H ESSER	130.39
297910	038468	EVERBIND	285.12
297911	106735	JOHN T FABRY	30.42
297912	136451	NATALIE FECH	50.00
297913	132862	SARAH FECH	50.00
297914	040450	FEDERAL EXPRESS	25.70
297915	131826	ALICIA C FEIST	132.91
297916	040470	MARK W FELDHAUSEN	212.00
297917	133565	STEVE FELICI	30.01
297918	040537	FERGUSON ENTERPRISES INC	41.55
297919	137246	CONNIE L FIALA	5.00
297920	109069	ELIZABETH A FIALA	297.19
297921	136320	JOSHUA P FIELDS	49.35
297922	133919	FILTER SHOP INC	5,965.04
297923	132001	BETH L FINK	14.50
297924	134304	FIRST BANK RICHMOND, NA	1,824.10
297925	040902	FIRST NATIONAL BANK TRUST DEPT	500.00
297926	109855	SHANNON M FISCHER	18.72
297927	131636	LAURIE A FITZPATRICK	49.40
297928	041086	FLINN SCIENTIFIC INC	157.08
297929	136966	JILL JANINE FLOTH	326.90
297930	041146	KENNETH J FOSSEN	511.71
297931	136207	PATRICIA D FRANCK	74.73
297932	130992	FRANKLIN COVEY	530.00
297933	041463	FREE SPIRIT PUBLISHING INC	141.64
297934	130082	NONNIE M FRENZER	284.72
297935	041543	AMY J FRIEDMAN	526.77
297936	137217	DANIELLE M FROLIO	200.63
297937	135031	FSH COMMUNICATIONS LLC	361.89
297938	134168	ERIC W FULLER	58.97
297939	042025	FUTURE HORIZONS INC	160.00
297940	131565	GARTNER & ASSOCIATES CO, INC.	1,145.03
297941	106894	TAMMY GEBHART	107.66
297942	131294	PATRICIA A GEDBAW	284.72
297943	134957	SHARON K GERHARDT	70.20
297944	106660	GLASSMASTERS INC	1,869.76
297945	131204	JEANNE A GOING	284.72
297946	044896	KAREN A GORDON	37.61
297947	133570	KAREN GOUGHNOUR	30.01
297948	043609	GP DIRECT	1,410.22
297949	044950	GRAINGER INDUSTRIAL SUPPLY	715.93
297950	044965	KATHERINE A GRAY	106.47
297951	099888	GRAYBAR ELECTRIC COMPANY INC	264.20

Date: 1/14/09

Millard Public Schools

Check Register

20

Prepared for the Board Meeting of January 19, 2009

Check No	Vend No	Vendor Name	Amount
297952	130083	HARRY S GRIMMINGER	45.63
297954	135016	CANDRA R GUENTHER	107.99
297955	135930	KATHLEEN M GUINAN	75.34
297956	045310	KATHLEEN A GUINANE	11.70
297957	132938	GUSTAVE A LARSON COMPANY	2,513.82
297958	132287	CARI J GUTHRIE	50.31
297959	020255	DESIGN CONCEPTS INC	315.00
297960	133627	MARK HAMILTON	82.74
297961	101931	HANCOCK FABRICS	126.90
297962	047841	DENNIS A HANLEY	383.18
297963	136805	JAMES R HANLON	0.00
297965	047855	HARCOURT INC	1,738.54
297966	131353	HARLAND TECHNOLOGY SERVICES	739.23
297967	056820	HARRY A KOCH COMPANY	56,338.00
297968	136458	JEAN M HASTINGS	79.26
297969	132634	MARK W HAWKINS	64.92
297970	130746	SPENCER R HAWKINS	190.82
297971	132489	CHARLES E HAYES III	184.94
297972	048475	HEARTLAND FOUNDATION	23,146.24
297973	108273	MARGARET HEBENSTREIT PT	151.85
297974	048517	GREENWOOD PUBLISHING GROUP INC	587.00
297975	102842	HELGET GAS PRODUCTS INC	87.47
297976	048515	HELGET SAFETY SUPPLY INC	42.10
297978	108478	DAVID C HEMPHILL	898.95
297979	099235	HERFF JONES INC	98.04
297981	132423	HEWLETT PACKARD CO	15,786.99
297982	048710	HIGHSMITH COMPANY INC	401.63
297983	134441	ELAINE HILL	297.51
297984	048840	SUZANNE J HINMAN	32.76
297985	048845	CAMILLE H HINZ	26.91
297986	135248	CARMEN G HIPPEN	266.15
297987	045329	HMS BROWN BAGGERS	193.95
297988	048940	HOB-LOB LIMITED PARTNERSHIP	66.99
297989	099759	HOLIDAY INN OF KEARNEY	143.90
297990	106801	CLARA G HOOVER	150.20
297992	095520	LINDA D HORTON	51.95
297993	136336	VICTORIA L HOSKOVEC	68.93
297994	049650	HOUGHTON MIFFLIN COMPANY	-347.40
297995	137249	KARL HOUSER	40.00
297996	135874	MATTHEW D HUBER	50.00
297997	133397	HY-VEE INC	3,344.11
297999	049851	HY-VEE INC	1,856.43
298000	049850	HY-VEE INC	2,015.55
298001	051573	IDEAL PURE WATER	54.00
298002	051575	THERESA A ILIFF	43.87
298004	134197	INTERNATIONAL SOCIETY FOR TECH ED	50.00

Date: 1/14/09

Millard Public Schools

Check Register

21

Prepared for the Board Meeting of January 19, 2009

Check No	Vend No	Vendor Name	Amount
298005	052155	INTERNATIONAL SOCIETY TECHNOLOGY ED	179.00
298006	102958	INTERSTATE ALL BATTERY CENTER	24.49
298007	101991	J.A. SEXAUER	2,041.85
298008	100928	J.W. PEPPER & SON INC.	1,335.44
298010	131157	CHRISTINE A JANOVEC-POEHLMAN	113.43
298011	054240	HANNELORE W JASA	37.44
298012	132411	JAY'S MUSIC	285.75
298013	135735	GEORGE W JELKIN	63.18
298014	133059	DEBBIE A JENKINS	195.23
298015	133037	JENSEN TIRE COMPANY	2,141.52
298016	107039	SHARON KIM H JOHANSEN	24.28
298017	135999	DESIREE K JOHN	90.44
298018	131367	AMANDA J JOHNSON	144.16
298019	130994	JOHNSON CONTROLS INC	4,437.17
298020	054500	JOHNSON HARDWARE CO LLC	50.00
298021	134274	JEREMY JOHNSON	80.00
298023	136967	LINDA M JOHNSON	316.35
298024	107905	MELINDA C JOHNSON	21.70
298025	131827	MARY E JOHNSTON	295.26
298026	059573	NANCY A JOHNSTON	13.51
298027	054630	JOHNSTONE SUPPLY	1,060.88
298028	135384	LINDA C JONES	326.90
298029	026300	JP COOKE COMPANY	29.01
298030	054768	JUDAH CASTER COMPANY	229.40
298031	136968	TWILA E JUEL	316.35
298032	133738	KAMAN INDUSTRIAL TECHNOLOGIES	113.16
298033	136491	OLYMPIA TILE (USA) INC	545.85
298034	132265	CATHERINE A KEISER	97.34
298035	132272	SUSAN L KELLEY	15.09
298036	056276	KELVIN ELECTRONICS	438.90
298037	130642	MARILYN B KERKHOVE	110.45
298038	137229	STACY A KESTER-PEARSON	45.00
298040	132676	DENNIS F KIMBERLIN	700.00
298041	056724	KINKO'S	138.40
298042	056770	BETTY H KLESITZ	36.27
298043	133556	JANICE M KLOKE	284.72
298044	132264	MICHELLE M KLUG	107.28
298045	136969	PAMELA KNOX	216.17
298046	137257	ALAN R KOEBEL	97.55
298047	106582	KOHL'S PHARMACY & HOMECARE INC	184.01
298048	134313	JON KOHLSCHEEN	180.00
298050	137036	JULIE D KONRAD	12.87
298052	057683	JANET F KRUGER	49.00
298053	137250	LISA KUHR	100.00
298054	137010	CHRISTINA A LAGRONE	100.03
298056	058755	LIDLAW TRANSIT INC	196,554.57

Date: 1/14/09

Millard Public Schools

Check Register

22

Prepared for the Board Meeting of January 19, 2009

Check No	Vend No	Vendor Name	Amount
298057	099217	LAKESHORE LEARNING MATERIALS	690.50
298058	058775	LAMP RYNEARSON ASSOCIATES INC	3,684.70
298059	132339	VOLKER LANGEHEINE	193.30
298060	135257	LANGUAGE LINE SERVICES	126.27
298061	058861	LARRY'S BOILER SERVICE, INC.	85.00
298062	121124	LORENE M LARSEN	50.19
298063	135688	DENISE A LARSON	77.81
298064	137221	JASON A LARSON	146.25
298065	102491	LARUE DISTRIBUTING INC	61.75
298066	109816	JILL C LAVENE	32.17
298067	135171	MICHELLE LEE	100.00
298069	059360	LIBRARY STORE INC	499.26
298070	107903	JENNIFER M LICHTER	69.61
298071	059470	LIEN TERMITE & PEST CONTROL INC	342.00
298072	059577	LINGUISYSTEMS, INC.	882.00
298073	059560	LINWELD INC	1,302.14
298074	133758	KRAIG J LOFQUIST	363.05
298075	059866	STACY L LONGACRE	38.02
298076	131141	JON T LOPEZ	1,502.00
298077	060111	LOVELESS MACHINE & GRINDING	34.00
298078	131397	LOWE'S HOME CENTERS INC	974.72
298079	134568	NATASHA E LUDWIG	17.60
298080	136081	JOANN M LUTZ	157.98
298081	060153	KEITH W LUTZ	433.07
298082	060155	LYMAN-RICHEY CORPORATION	1,977.22
298083	131586	LYMM CONSTRUCTION CO.	2,985.00
298084	136461	LYNX SYSTEM DEVELOPERS INC	3,635.00
298085	099321	MACKIN BOOK COMPANY	6,299.52
298086	136189	JOHN MAGUIRE	14.00
298087	102601	MALIBU GALLERY	40.00
298088	136970	SHARON E MALY	121.27
298089	108303	EARLY OUTDOOR SERVICES INC	2,160.00
298090	137007	KAREN M MARBLE	282.62
298091	133201	DAWN M MARTEN	44.17
298092	064142	MASTER TEACHER	25.65
298094	108052	MAX I WALKER	1,032.82
298095	101129	MAYER JOHNSON LLC	445.00
298096	107123	SUSAN P MCADAM	129.72
298097	107399	MADONNA J MCARDLE	226.72
298098	131069	CAROL MCCANN	305.81
298099	063262	LINDA J MCCREA	16.73
298100	137226	KELLY MCCULLOUGH	50.00
298101	133898	MCGILL RESTORATION INC.	1,540.00
298102	135875	ANDREW MCGREEVY	50.00
298103	063361	ALBERT G MCKAIN	51.36
298104	136603	SAMANTHA MCLEY	110.00

Date: 1/14/09

Millard Public Schools

Check Register

23

Prepared for the Board Meeting of January 19, 2009

Check No	Vend No	Vendor Name	Amount
298105	099781	MCQUEENY LOCK COMPANY	342.72
298106	109819	RENE J MCQUINN	25.74
298108	064260	MECHANICAL SALES INC.	2,876.35
298109	136971	LA DONNA MEEKER	316.35
298110	121126	PATRICIA A MEEKER	22.93
298111	136470	CHAD M MEISGEIER	981.50
298112	133998	SUZANNE MELLIGER	507.04
298113	136314	KORRINDA MENDEZ	47.97
298115	064600	METAL DOORS & HARDWARE COMPANY INC	2,256.00
298116	133403	AMERICAN NATIONAL BANK	6,087.31
298118	134207	GINA M MEYER	966.00
298119	136384	JEANNETTE M MEYER	86.00
298120	102493	MICHAEL TODD & CO. INC.	437.00
298122	102870	MIDLAND COMPUTER INC	282.98
298123	648477	MIDLANDS MESSENGER SERVICE INC	88.00
298124	064950	MIDWEST METAL WORKS INC	730.40
298125	065233	MIDWEST TURF & IRRIGATION INC	1,960.22
298126	131187	KIM R MIKOS	49.96
298128	136543	TESA MILES	230.00
298129	135398	JULIE A MILKS	121.68
298130	065400	MILLARD LUMBER INC	526.75
298131	099585	MILLARD MANUFACTURING COMPANY	245.00
298132	065410	MILLARD SCHOOLS ADMIN ACTIVITY FUND	590.60
298133	065709	SHARRON A MILLSAP	268.90
298134	099352	MINNESOTA CLAY CO	483.12
298135	136960	MLCS LTD	488.90
298136	136388	MITCHELL S MOLLRING	323.13
298137	066083	KAREN F MONTGOMERY	31.99
298138	137192	KIMBERLY MORSS	50.00
298139	132491	DONITA L MOSEMAN	14.04
298140	137227	SWANK MOTION PICTURES INC	400.00
298141	063150	MSC INDUSTRIAL SUPPLY CO	1,899.99
298142	133712	MURPHY TRACTOR & EQUIPMENT CO	415.13
298143	132203	SUSAN K MUSSELMANN	358.53
298144	131395	DARREN D MYERS	104.13
298145	067030	CYNTHIA D NABITY	61.30
298146	099662	NATIONAL ASSN ELEMENTARY SCHOOL	100.30
298147	067085	NATIONAL ART EDUCATION ASSOC	530.00
298148	134045	NATIONAL COUNCIL GEOGRAPHIC ED	42.40
298149	066671	NCTM	135.00
298150	107416	NATIONAL GEOGRAPHIC SOCIETY	140.00
298151	067801	NATIONAL MIDDLE SCHOOL ASSOC	122.00
298152	132854	NATIONAL SAFETY COUNCIL	36.00
298153	130548	NCS PEARSON INC	683.25
298154	130548	NCS PEARSON INC	54.25
298156	068334	NEBRASKA AIR FILTER INC	7,015.45

Date: 1/14/09

Millard Public Schools

Check Register

24

Prepared for the Board Meeting of January 19, 2009

Check No	Vend No	Vendor Name	Amount
298157	068343	NEBRASKA ASSN OF SCHOOL BOARDS	477.00
298158	068415	NEBRASKA COUNCIL OF SCHOOL	185.00
298159	068445	NEBRASKA FURNITURE MART INC	259.00
298160	130706	NEBRASKA IOWA INDUSTRIAL FASTENERS	80.21
298161	068466	NEBRASKA PRINTING CENTER	846.52
298162	068684	NEBRASKA SCIENTIFIC	59.60
298163	068738	NEBRASKA SPORTING GOODS	491.20
298164	107928	KYRIE E NEHLS	89.70
298165	137252	CAITLYN M NESPOR	40.00
298166	131083	R KEITH NETH	115.19
298167	137253	JAKE NEUMAYER	60.00
298168	134798	NEW VISION COMUNICATIONS INC	81,662.31
298170	069099	CAROL C NEWTON	67.80
298171	069561	LYNNE NEWVILLE	41.82
298172	109843	NEXTEL PARTNERS INC	11,074.82
298174	106326	NILA J NIELSEN	903.87
298175	F03036	NO SKIDDING PRODUCTS INC	598.35
298176	069675	NOBBIES INC	42.60
298177	069930	NOVA HEALTH EQUIPMENT COMPANY	0.00
298178	133368	KELLY R O'TOOLE	23.98
298179	050042	ANNE M OETH	255.65
298182	100013	OFFICE DEPOT 84133510	5,243.87
298183	101147	OFFICE MAX #521	165.65
298184	070245	OHARCO DISTRIBUTORS	272.30
298185	135828	MARLO R OLSON	92.52
298187	130702	OMAHA HOME FOR BOYS	135.00
298190	071024	OMAHA TRACTOR, INCORPORATED	22,986.27
298191	071040	OMAHA WINNELSON COMPANY	79.80
298192	071050	OMAHA WORLD HERALD CO	1,796.58
298193	133850	ONE SOURCE	780.50
298194	071138	ORIENTAL TRADING COMPANY	348.84
298195	130092	MARY M OSTERLOH	81.90
298196	107193	OTIS ELEVATOR COMPANY	310.10
298197	071190	OVERHEAD DOOR COMPANY OMAHA	76.50
298198	134428	ELIZABETH A PACHTA	95.41
298199	135627	JENNIFER PARKER	50.00
298200	137015	GEORGE PARKER	120.98
298201	132006	ANDREA L PARSONS	128.70
298203	108098	ANGELO D PASSARELLI	331.84
298205	071758	ROBERT D PATTERSON	19.53
298206	071891	PAYFLEX SYSTEMS USA INC	4,919.00
298207	102047	PAYLESS OFFICE PRODUCTS INC	289.52
298208	131610	PATRICIA D BUFFUM	480.00
298209	082652	PEARSON EDUCATION	2,965.50
298210	099302	PEGLER-SYSCO FOOD SERVICE CO	1,027.47
298211	107783	HEIDI T PENKE	857.31

Date: 1/14/09

Millard Public Schools

Check Register

25

Prepared for the Board Meeting of January 19, 2009

Check No	Vend No	Vendor Name	Amount
298212	072200	PERFECTION LEARNING CORP.	2,154.30
298213	137009	ANGELA J PETERSON	78.39
298214	134365	VICKY L PETERSON	231.66
298215	136390	STACI M PETTIT	56.75
298216	132751	BETH A PFEIFFER	35.10
298217	072382	SHEILA M PHELPS	11.99
298218	130721	MARY J PILLE	140.40
298219	072760	PITSCO INC	331.84
298220	072850	PLAYTIME EQUIPMENT & SCHOOL SUPPLY	77.79
298221	072900	POPPLERS MUSIC INC	267.87
298223	072349	PREMIER AGENDAS INC	79.61
298224	135569	CYNTHIA L PRESTON	116.06
298225	102423	PRIMARY CONCEPTS	786.50
298226	134598	PRIME COMMUNICATIONS INC	183.50
298227	073427	PRO-ED INC	457.60
298228	132713	PROTEX CENTRAL INC	325.00
298229	073650	PRUFROCK PRESS INC	3,409.50
298230	136558	PRUITT INC	807.01
298231	073040	PSI GROUP-OMAHA	20,000.00
298232	099857	ROBERT G HARRINGTON	445.00
298233	090673	QWEST	111.91
298235	100306	JR GULLICKSON ENTERPRISES INC	2,322.50
298236	078250	RALSTON PUBLIC SCHOOLS	67,393.29
298237	109143	SANDRA L RALYA	12.87
298238	135416	SIDNEY A RAMES	84.36
298239	137118	LISA M RANDS	78.97
298240	078420	RAWSON & SONS ROOFING, INC.	13,110.00
298241	109810	BETHANY B RAY	170.23
298243	100389	REALITY WORKS INC	106.00
298244	100642	REALLY GOOD STUFF INC	262.62
298245	132808	REBECCA SNYDER SPEECH SERVICES	2,520.00
298246	135690	DEIDRE REEH	10.00
298247	134858	JENNIFER L REID	64.66
298249	099940	RENAISSANCE LEARNING INC.	221.26
298251	109192	KIMBERLI R RICE	74.24
298252	135282	DIANNA L RINGLEB	45.00
298253	079198	PATRICIA A RITCHIE	165.00
298254	135883	NATALIE L RIVERA	180.00
298255	136847	RIVERSIDE TECHNOLOGIES INC	270.00
298256	136252	ROBERT HALF MANAGEMENT RESOURCES	9,618.75
298257	079295	DALE H ROBINSON	95.24
298258	079310	ROCKBROOK CAMERA CENTER	2,855.90
298259	132334	CAROL A ROGERS	125.16
298260	137006	JOAN E ROGERT	37.91
298261	134882	LINDA A ROHMILLER	23.17
298262	134990	BRITTANY A ROM	91.26

Date: 1/14/09

Millard Public Schools

Check Register

26

Prepared for the Board Meeting of January 19, 2009

Check No	Vend No	Vendor Name	Amount
298263	079440	ROSENBAUM ELECTRIC INC	11,628.34
298264	135959	MARLENE J ROWE	35.85
298265	136119	TIMOTHY D ROYERS	143.28
298266	072286	JEAN M RUCHTI	96.70
298267	136033	MARGARITA RUEB	33.11
298268	137077	LAURA RUNGE	13.33
298269	133572	RURAL METRO MEDICAL SERVICES	1,156.00
298270	134257	CHRISTIE RUSHENBERG	75.00
298271	137098	REE ENTERPRISES INC	176.29
298272	130477	KATHRYN I RYAN	56.59
298273	136595	THOMAS J RZEMYK	398.86
298274	079685	S & W FENCE COMPANY	2,636.18
298276	136533	SAFEWAY TRANSPORTATION LLC	14,229.65
298277	081491	SAGE PUBLICATIONS, INC.	199.65
298278	081495	LEONARD E SAGENBRECHT	17.55
298280	073300	SAMMONS PRESTON ROLYAN	155.08
298281	137232	CLAYTON SANDERS	80.00
298282	081725	KIMBERLEY K SAUM-MILLS	40.72
298283	133389	RYAN D SAUNDERS	316.25
298285	109806	BRENT J SCHADE	14.51
298286	081880	SCHEMMER ASSOCATES INC	2,071.85
298287	106432	KELLI J SCHINSTOCK	59.67
298288	137243	EMILY ANNE SCHLICHTING	110.00
298289	137255	AMBER SCHLINK	80.00
298290	134174	ELIZABETH M SCHMIDT	77.22
298291	137012	SHELLEY L SCHMITZ	39.60
298292	137254	JESSICA SCHNIEDER	40.00
298293	099640	SCHOLASTIC BOOK FAIRS	62.38
298295	135488	SCHOOL NURSE SUPPLY	64.04
298296	082350	SCHOOL SPECIALTY INC	38.15
298297	082395	CLAUDIA K SCHULTE	135.10
298298	137231	COREY SCHULTZ	80.00
298299	131699	SCOTT ENTERPRISES, INC.	263.32
298300	130851	SEARCH INSTITUTE	1,353.60
298301	082905	KIMBERLY A SECORA	26.91
298302	098765	SECURITY BENEFIT LIFE INS CO	221,759.63
298303	098765	SECURITY BENEFIT LIFE INS CO	3,038.88
298304	082910	SECURITY EQUIPMENT INC	4,675.68
298305	108161	STAN J SEGAL	93.66
298306	082941	KELLY M SELTING	121.10
298307	133498	SHARED MOBILITY COACH INC	4,012.20
298308	109800	AMY L SHATTUCK	191.88
298310	109830	MATTHEW V SHEPPARD	223.97
298311	083188	SHIFFLER EQUIPMENT SALES, INC.	452.64
298312	137008	JULIA A SHIPP	13.16
298313	131887	SIEMENS BUILDING TECHNOLOGIES INC.	4,123.32

Date: 1/14/09

Millard Public Schools

Check Register

27

Prepared for the Board Meeting of January 19, 2009

Check No	Vend No	Vendor Name	Amount
298314	083400	SIMPLEXGRINNELL	769.00
298315	083451	SIMPLICITY PATTERN COMPANY	50.00
298316	136137	JULIA C SINIARD	46.91
298317	083542	SKILLPATH SEMINARS	199.00
298318	137070	SKYLINE PHYSICAL THERAPY SERVICES	4,268.61
298319	136920	KATHLEEN M SMITH	117.00
298320	136487	WHITNEY SMITH	150.00
298322	107093	CHARLENE S SNYDER	34.07
298324	101476	SODEXO INC & AFFILIATES	84,920.43
298325	F03032	SOFTCHOICE CORPORATION	1,739.00
298326	137035	SOLIANT HEALTH	12,201.95
298327	067688	SOLUTION TREE LLC	74.75
298328	135408	JANICE D SORENSEN	358.53
298329	084081	SOUTH OMAHA TERMINAL WAREHOUSE CO	283.60
298330	133173	SOUTHEASTERN CAREER APPAREL	165.00
298331	084093	SOUTHWEST STRINGS	120.45
298332	131714	JOHN D SOUTHWORTH	78.39
298333	084326	SPORTIME	2,090.38
298334	109836	AMY ST AMOUR	126.94
298335	101378	STAFF DEVELOPMENT FOR EDUCATORS	567.00
298336	134116	STATE STEEL OF OMAHA	1,422.23
298337	131099	STENHOUSE PUBLISHERS	693.54
298338	132416	BRENDA K STEWART	98.29
298339	134443	JOHN M STEYER	55.16
298340	137117	JEANNE STICKNEY	74.80
298341	135211	KENNETH STOBBE	30.01
298342	136483	YVONNDA SUMMERS	40.00
298343	084907	SUNDERLAND BROTHERS COMPANY	7.38
298345	102869	SUPER SAVER #20	803.31
298346	084959	JAMES V SUTFIN	277.15
298348	130911	SWANDA BUSINESS FORMS	454.87
298349	137011	CARRIE A SWANEY	131.63
298350	132417	JAMES D SWITZER	73.12
298351	135094	FELICIA SYNOWICKI	100.00
298353	088654	TARGET	541.46
298354	132962	CHILDCRAFT EDUCATION CORPORATION	161.11
298355	088709	AMERICAN EAGLE COMPANY INC	132.00
298357	088830	TED'S MOWER SALES & SERVICE INC	5.08
298358	131138	JULIE A TEIPER	22.93
298359	136973	SANDRA L TENHAKEN	284.72
298360	049700	TERRY HUGHES TREE SERVICE	2,795.00
298361	089130	THACKER ELECTRIC	78.98
298362	134735	THEATRE COMMUNICATIONS GROUP INC	70.00
298363	102822	THERAPRO INC	77.49
298365	137244	AMARA CAMILLE THOMAS	80.00
298366	135212	KIM M THOMPSON	5.00

Date: 1/14/09

Millard Public Schools

Check Register

28

Prepared for the Board Meeting of January 19, 2009

Check No	Vend No	Vendor Name	Amount
298367	107959	NANCY C THORNLAD	52.07
298368	137018	JANE E THORSON	24.86
298369	134962	LAURIE R THROCKMORTON	60.00
298370	135006	STEVE D THRONE	90.09
298371	089318	A GERALD TIEGER	44.16
298372	132493	GREGORY E TIEMANN	40.95
298373	132140	TILT GOLF	288.00
298375	099272	TIME FOR KIDS	12,827.00
298376	130763	BARBARA J TOEWS	65.23
298378	136578	PEGGI S TOMLINSON	24.75
298379	136407	MIRWAIS TOOKHI	53.35
298380	089576	REBECCA L TORRENS	91.76
298381	131446	TOSHIBA AMERICA INFO SYS INC	16,219.11
298382	131446	TOSHIBA AMERICA INFO SYS INC	275.00
298383	089574	TOTAL MARKETING INC	2,269.00
298384	132138	TOYOTA FINANCIAL SERVICES	528.26
298385	108055	TRADE WELL PALLET INC	4,635.00
298386	106364	AMERICAN STANDARD INC	1,271.60
298387	136449	TYLER TRAUGER	80.00
298388	131997	TRI W-G INCORPORATED	444.95
298389	135247	MARIELA J TRIBULATO	125.00
298390	107719	KIMBERLY P TRISLER	9.95
298391	106493	TRITZ PLUMBING, INC.	3,999.88
298392	136110	DONNA R TROMBLA	42.29
298393	132268	LYNNE A TRUMAN	42.12
298394	135505	TY'S OUTDOOR POWER & SERVICE INC	225.56
298395	131819	JEAN R UBBELOHDE	355.10
298396	090678	UNISOURCE	6,631.86
298397	109861	UNITED EQUIPMENT SERVICES CO INC	638.50
298398	134849	UNITED RENTALS INC	29,573.97
298399	090250	UNITED SEEDS INC.	6,000.00
298400	068875	UNIVERSITY OF NEBRASKA MED CENTER	750.00
298401	100096	UNIVERSITY OF NE AT LINCOLN	290.56
298402	068840	UNIVERSITY OF NEBRASKA AT OMAHA	2,214.00
298403	090900	UNIVERSITY PUB, INC.	1,795.33
298404	090440	SPORT SUPPLY GROUP INC	250.53
298405	099266	USA TODAY	175.00
298407	091040	VAL LTD	81.15
298408	083340	VERNE SIMMONDS COMPANY	3,252.00
298409	136318	JENNIFER L VEST	230.20
298412	130676	VISITING NURSES HEALTH SERVICES	1,725.00
298413	109122	CONNIE L VLCEK	84.62
298414	092600	VOSS ELECTRIC CO	3,551.90
298416	092834	WALKER TIRE INC	862.70
298417	137110	KATHLEEN K WALLACE	26.46
298418	093008	BARBARA N WALLER	44.69

Date: 1/14/09

Millard Public Schools

Check Register

29

Prepared for the Board Meeting of January 19, 2009

Check No	Vend No	Vendor Name	Amount
298420	093650	WARD'S NATURAL SCIENCE EST LLC	1,286.28
298421	136313	DARCY N WARNER	42.47
298422	093765	WATER ENGINEERING, INC.	1,942.50
298423	133438	HEIDI J WEAVER	106.70
298424	134979	MARIA T WEAVER	34.04
298425	093978	BECKY S WEGNER	322.73
298426	137042	DIANE M WEIER	311.08
298429	107563	CAROL M WEST	535.13
298430	137096	LAURA WESTERFIELD	55.16
298431	131499	WESTERN BOWL LLC	284.00
298432	094350	WESTERN PSYCHOLOGICAL SERVICES	54.00
298433	094650	WESTSIDE COMMUNITY SCHOOLS	112.00
298434	134658	CRAIG WHALEY	1,767.56
298435	094751	DEBBY A WHITAKER	172.75
298436	094820	WHOLESALE HEATING & COOLING	73.96
298437	135974	WILDLIFE LEARNING ENCOUNTERS	175.00
298438	102785	WILLIAM V MACGILL & CO	169.55
298440	095155	MARY C WILSON	326.90
298441	136323	STACIE A WITHERSPOON	193.81
298442	137016	ANGELA L WITTE	136.71
298443	109073	CRAIG J WOLF	41.54
298444	130716	SUSAN J WOOSTER	134.92
298445	095362	NANCY R MCGRATH	55.08
298446	095376	WORLD BOOK INC	349.00
298447	095491	GLEN E WRAGGE	281.97
298448	100578	WT COX SUBSCRIPTIONS INC	453.89
298449	101370	XEROX CORPORATION (ORDERS)	24,078.00
298450	106195	YWCA OF OMAHA	40.00
298451	101658	ZERO TO THREE NATIONAL CENTER	70.99
298452	137020	CHAD R ZIMMERMAN	73.42
298453	136855	PAUL R ZOHLEN	119.03
298454	136571	ZOO PHONICS INC	60.45
298455	135647	LACHELLE ZUHLKE	31.59
298461	011651	AMERICAN EXPRESS	2,213.10
298462	135281	HEARTLANDS PRETZEL	234.00
298463	100301	BELLEVUE EAST HIGH SCHOOL	300.00
298464	137261	FERRELL CONSULTING GROUP INC	300.00
298465	106660	GLASSMASTERS INC	125.00
298466	137260	SF HILTON LLC	725.55
298467	132878	HY-VEE INC	92.25
298468	131446	TOSHIBA AMERICA INFO SYS INC	91.00
298469	068840	UNIVERSITY OF NEBRASKA AT OMAHA	325.00
298470	134127	US POSTMASTER	2,000.00
298471	133397	HY-VEE INC	774.25
298472	132878	HY-VEE INC	287.88
298488	106773	FIRST NATIONAL BANK VISA	12,711.51

Date: 1/14/09

Millard Public Schools

Check Register

30

Prepared for the Board Meeting of January 19, 2009

Check No	Vend No	Vendor Name	Amount
298489	136805	JAMES R HANLON	131.63
298490	102451	INTERNATIONAL BACCALAUREATE	2,975.00
298492	067085	NATIONAL ART EDUCATION ASSOC	130.00
298493	134296	PETTY CASH/ALDRICH	90.11
298495	106606	JEAN STOTHERT	89.98
298496	090630	US POSTMASTER	294.00
298498	102430	AMI GROUP INC	3,800.00
298499	010083	ATS MOBILE TELEPHONE CO INC	85.02
298500	136956	RAYMOND J SAVARD	2,500.00
298501	133480	BERINGER CIACCIO DENNELL MABREY	928.36
298502	134945	NOLAN J BEYER	160.68
298503	137265	ALLEN A BIDDLE	6.22
298504	135215	ALEXANDRA BRUGLER	208.18
298505	134198	MELISSA K BYINGTON	325.50
298506	136560	CAITLIN CEDFELDT	50.00
298508	135604	JOYCE L CLARK	326.90
298509	130246	KATHLEEN CLIFFORD	32.08
298510	133818	CONNECTIVITY SOLUTIONS MFG INC	1,348.13
298511	133617	CONOCOPHILLIPS	6,619.19
298513	108436	COX COMMUNICATIONS INC	43,358.31
298514	106893	CULLIGAN WATER CONDITIONING	58.77
298515	131003	DAILY RECORD	10.40
298516	130339	DEEP ROCK WATER	42.80
298517	102435	DIAMOND VOGEL PAINTS	291.64
298521	131002	EDWARD D DUELLO	55.16
298522	132862	SARAH FECH	50.00
298523	040450	FEDERAL EXPRESS	20.07
298524	137266	LESLIE ELISE FELICI	27.52
298525	132001	BETH L FINK	1,515.60
298526	130082	NONNIE M FRENZER	226.72
298527	107025	GALAXY CABLE INC	2,555.58
298528	134255	MEGAN GLOVER	50.00
298530	047853	HAPPY CAB COMPANY INC	12,608.35
298531	056820	HARRY A KOCH COMPANY	56,338.00
298532	132434	BRENT HINKLE	200.00
298533	136338	JOHN K HOOD	648.06
298534	130642	MARILYN B KERKHOVE	261.71
298535	132676	DENNIS F KIMBERLIN	227.50
298536	134607	KONICA MINOLTA PRINTING SOLUTIONS	13,921.05
298537	058745	BARBARA B LACEY	369.07
298539	135171	MICHELLE LEE	50.00
298541	134256	SAMANTHA MEISTER	50.00
298542	136553	NORMAN A MELICHAR	9.63
298543	133403	AMERICAN NATIONAL BANK	903.60
298544	133430	CHERIE L METSCHKE	63.27
298545	131549	LENORA A MEYER	347.99

Date: 1/14/09

Millard Public Schools

Check Register

31

Prepared for the Board Meeting of January 19, 2009

Check No	Vend No	Vendor Name	Amount
298547	065709	SHARRON A MILLSAP	110.72
298548	137269	ANDREW D NENEMAN	50.00
298550	109843	NEXTEL PARTNERS INC	715.33
298551	135955	VICKI NOLDER	369.07
298552	136577	OMAHA MUSICIANS ASSOCIATION	280.00
298554	136852	RITA A PETERSON	369.07
298555	135551	JACQUELINE R POLACEK	109.98
298556	090673	QWEST	44.53
298557	133828	TERESA M REEDER	5.00
298560	134257	CHRISTIE RUSHENBERG	50.00
298561	107539	RUTH MUELLER ROBAK LLC	12,500.00
298563	137271	KATHERINE A SCHWARZ	42.71
298564	137270	MARILYN J SLEZAK	279.44
298565	134337	MELISSA SMIGELSKY	50.00
298566	136487	WHITNEY SMITH	115.00
298567	135408	JANICE D SORENSEN	63.27
298568	137272	MARK D SUKRAW	45.00
298571	090242	UNITED PARCEL SERVICE	207.88
298572	131112	LINDA WALTERS	129.21
298573	135150	SHARON K WILLIAMSON	246.00
298574	096200	YOUNG & WHITE	13,851.94
Total for GENERAL FUND			2,541,603.85
21530	010144	ABBOTT ELEMENTARY SCHOOL	79.77
21531	135036	BRYAN ELEMENTARY	129.57
21532	135038	CODY ELEMENTARY	112.65
21533	133617	CONOCOPHILLIPS	49.69
21534	133178	COTTONWOOD ELEMENTARY	137.51
21535	132591	EZRA ELEMENTARY	119.56
21536	065410	MILLARD SCHOOLS ADMIN ACTIVITY FUND	62.63
21537	132398	NEIHARDT ELEMENTARY SCHOOL	188.57
21538	135043	NORRIS ELEMENTARY	101.30
21539	136841	REAGAN ELEMENTARY	109.69
21540	135045	ROCKWELL ELEMENTARY	107.31
21541	135047	SANDOZ ELEMENTARY	35.33
21542	101476	SODEXO INC & AFFILIATES	1,896,303.49
21543	137245	UPCHURCH ELEMENTARY	41.96
21544	135049	WILLOWDALE ELEMENTARY	29.82
21545	135033	ACKERMAN ELEMENTARY	13.39
21546	065425	ANDERSEN MIDDLE SCHOOL	5,712.00
21547	130674	BEADLE MIDDLE SCHOOL	4,101.78
21548	135035	BLACK ELK ELEMENTARY	9.81
21549	135037	CATHER ELEMENTARY	20.49
21550	065420	CENTRAL MIDDLE SCHOOL	5,676.45
21551	135039	DISNEY ELEMENTARY	17.22
21552	135040	HARVEY OAKS ELEMENTARY	36.07
21553	135041	HITCHCOCK ELEMENTARY	41.16

Date: 1/14/09

Millard Public Schools

Check Register

32

Prepared for the Board Meeting of January 19, 2009

Check No	Vend No	Vendor Name	Amount
21554	131694	HOLLING HEIGHTS ELEMENTARY	43.95
21555	134284	KIEWIT MIDDLE SCHOOL	4,541.78
21556	135050	MILLARD LEARNING CENTER	1,780.43
21557	065438	MILLARD NORTH HIGH SCHOOL	57,381.33
21558	065440	MILLARD SOUTH HIGH SCHOOL	48,877.78
21559	065443	MILLARD WEST HIGH SCHOOL	49,702.22
21560	133370	MORTON ELEMENTARY	58.75
21561	130091	NORTH MIDDLE SCHOOL	4,229.33
21562	135044	REEDER ELEMENTARY	26.15
21563	135046	ROHWER ELEMENTARY	22.40
21564	131615	RUSSELL MIDDLE SCHOOL	4,160.44
21565	137251	ANDREW E LUCAS JR	40.50
21566	109843	NEXTEL PARTNERS INC	61.99
21567	100013	OFFICE DEPOT 84133510	188.34
21568	137162	TAYLOR M KIM	40.50
21569	136279	MILLARD PUBLIC SCHOOL CLEARING ACCT	135.55
21570	010061	BULLER FIXTURE COMPANY	1,348.00
21571	133617	CONOCOPHILLIPS	39.26
21572	106893	CULLIGAN WATER CONDITIONING	17.58
21573	010178	LINDA M DOYLE	12.29
21574	135983	ENCORE ONE LLC	82.90
21575	010670	GOODWIN TUCKER GROUP	956.09
21576	048960	HOCKENBERGS EQUIP & SUPPLY CO INC	25.64
21577	102229	ROWAN W LANG	138.65
21578	102445	EDRIE K PEARCE	423.07
21579	130903	DEB RINGER	54.82
21580	131350	JUDITH H SCHULTZ	243.95
21581	135057	KATHERINE L SIX	57.80
21582	137158	JUDE H SUDBECK	19.76
21583	137159	KAYLA M ADAMS	37.13
21584	135972	RYAN G BISHOP	50.63
21585	135736	AUSTIN BURDEN	33.75
21586	136998	AMANDA L CASTONGUAY	50.63
21587	136997	SHAWN M CASTONGUAY	40.50
21588	137160	MADELEINE R COLBERT	33.75
21589	136999	RAFAEL DIAZ	40.50
21590	137000	MARLEY J FLEMING	60.75
21591	134024	GRACE GREENWOOD	6.75
21592	136304	ZACKERY A KAPFER	50.63
21593	137162	TAYLOR M KIM	27.00
21594	135668	NICHOLAS T KING	60.75
21595	132029	ANNA KLOSTERMAN	74.25
21596	135813	TROY P KOSTAL	40.50
21597	132032	WILLIAM E LANG	87.75
21598	137251	ANDREW E LUCAS JR	20.25
21599	136570	TAYLOR J MARSHALL	47.25

Date: 1/14/09

Millard Public Schools

Check Register

33

Prepared for the Board Meeting of January 19, 2009

Check No	Vend No	Vendor Name	Amount
21600	133180	CHRISTOPHER MCEVOY	50.63
21601	136366	HEATH D MOORE	13.50
21602	134025	RONALD A NEWTON JR	87.75
21603	136306	COURTNEY K RIETZ	30.38
21604	137164	ADRIANA D ROBINSON	27.00
21605	137002	TREY A SCHULTZ	40.50
21606	132028	ELIZABETH VACANTI	87.75
21607	135674	BRIAN A VICARS	30.38
21608	137003	AUSTIN K WILSON	40.50
Total for FOOD SERVICE			2,089,119.63
297690	106902	COMMUNICATION SERVICES INC.	8,515.00
297727	133174	ENCOREONE LLC	60.00
297755	099646	BARNES & NOBLE BOOKSTORE	16.77
297801	133589	CDW GOVERNMENT, INC.	1,278.00
297819	106902	COMMUNICATION SERVICES INC.	455.48
297820	025689	COMPUTER CABLE CONNECTION INC	378.00
297826	132170	CORMACI CONSTRUCTION INC	325.00
297835	134721	CYC CONSTRUCTION INC	2,695.00
297865	033473	DIETZE MUSIC HOUSE INC	391.97
297877	136245	DONOVAN PROPERTIES LLC	1,564.18
297880	130648	DOSTALS CONSTRUCTION CO INC	20,300.00
297981	132423	HEWLETT PACKARD CO	850.00
298003	135502	INDOFF, INC.	1,704.85
298058	058775	LAMP RYNEARSON ASSOCIATES INC	1,977.45
298122	102870	MIDLAND COMPUTER INC	2,782.32
298127	133484	MILACEK MONUMENT CO	165.00
298209	082652	PEARSON EDUCATION	393.83
298415	092789	WALDINGER CORPORATION	3,400.00
298501	133480	BERINGER CIACCIO DENNELL MABREY	290.00
298510	133818	CONNECTIVITY SOLUTIONS MFG INC	13,840.47
298538	058775	LAMP RYNEARSON ASSOCIATES INC	1,363.75
298558	136676	RONCO CONSTRUCTION CO INC	48,122.00
298559	134824	ROOFING SOLUTIONS INC	9,000.00
Total for SPECIAL BUILDING			119,869.07
297688	012989	APPLE COMPUTER, INC.	1,162,644.88
297767	133480	BERINGER CIACCIO DENNELL MABREY	7,994.71
297981	132423	HEWLETT PACKARD CO	59,926.00
298051	135103	RON KROENKE	180.00
298364	108099	THIELE GEOTECH INC	3,563.00
298403	090900	UNIVERSITY PUB, INC.	1,813.00
298501	133480	BERINGER CIACCIO DENNELL MABREY	11,299.40
298512	135287	CONSTRUCT INC	538,832.70
298513	108436	COX COMMUNICATIONS INC	89.78
298518	107232	DLR GROUP INC	480.00
298536	134607	KONICA MINOLTA PRINTING SOLUTIONS	269.38

Date: 1/14/09

Millard Public Schools

Check Register

34

Prepared for the Board Meeting of January 19, 2009

Check No	Vend No	Vendor Name	Amount
298540	134668	MAGNUM RESOURCES INC	6,765.00
298546	131328	MILLER ELECTRIC COMPANY	31,778.00
298549	134798	NEW VISION COMUNICATIONS INC	9,414.33
298570	108099	THIELE GEOTECH INC	2,001.00
Total for CONSTRUCTION			1,837,051.18
297622	106773	FIRST NATIONAL BANK VISA	9,554.48
297635	068340	NEBRASKA ASSOCIATION FOR GIFTED	170.00
297636	068340	NEBRASKA ASSOCIATION FOR GIFTED	170.00
297642	068840	UNIVERSITY OF NEBRASKA AT OMAHA	694.25
297672	068340	NEBRASKA ASSOCIATION FOR GIFTED	85.00
297673	068340	NEBRASKA ASSOCIATION FOR GIFTED	170.00
297686	068840	UNIVERSITY OF NEBRASKA AT OMAHA	1,125.93
297691	137239	HEIDI ERTZ	144.00
297694	108361	NATIONAL FRENCH CONTEST NAATF	285.50
297726	012067	AMERICAN MATHEMATICS COMPETITIONS	133.00
297730	069689	AMSAN LLC	150.97
297747	134427	AUTISM ASPERGERS PUBLISHING CO	546.70
297755	099646	BARNES & NOBLE BOOKSTORE	90.86
297778	099645	HENRY BORENSEN	79.50
297790	020550	BUREAU OF EDUCATION & RESEARCH	597.00
297791	135789	LINDA S BURKE	27.14
297796	134350	CAMBIUM LEARNING	296.37
297801	133589	CDW GOVERNMENT, INC.	1,476.00
297803	137055	CENTER FOR READING RECOVERY	770.00
297819	106902	COMMUNICATION SERVICES INC.	102.85
297825	136922	JENIFER P COOK	44.93
297833	027345	CURRICULUM ASSOCIATES INC	499.00
297866	135509	DIGIORGIO'S SPORTSWEAR INC	216.00
297867	137241	DEBBIE DILLER	0.00
297868	099552	DISCOUNT SCHOOL SUPPLY	28.16
297872	135933	DKAH SERVICES CORP	100.00
297885	108120	DOUGLAS COUNTY SHERIFF	2,160.00
297895	037525	EDUCATIONAL SERVICE UNIT #3	5,195.00
297907	135360	PAMELA A ERIXON	35.00
297939	042025	FUTURE HORIZONS INC	215.00
297964	131720	SANDRA L HANSEN	195.38
297977	135616	BAILEY HEMPHILL	225.00
297981	132423	HEWLETT PACKARD CO	4,092.44
297994	049650	HOUGHTON MIFFLIN COMPANY	2,942.55
297998	132878	HY-VEE INC	250.12
298009	137225	MARY JACKSON	329.00
298039	131177	ANDREA L KIDD	32.34
298041	056724	KINKO'S	150.00
298056	058755	LIDLAW TRANSIT INC	2,057.29
298068	106469	LEGO EDUCATION NORTH AMERICA	575.11
298073	059560	LINWELD INC	1,459.02

Date: 1/14/09

Millard Public Schools

Check Register

35

Prepared for the Board Meeting of January 19, 2009

Check No	Vend No	Vendor Name	Amount
298093	102976	CHARLES J MATSON	50.00
298114	135331	MENTORING MINDS LP	95.65
298117	133430	CHERIE L METSCHKE	94.91
298121	102466	WYMAN L MARTINEK	24,689.50
298133	065709	SHARRON A MILLSAP	210.90
298150	107416	NATIONAL GEOGRAPHIC SOCIETY	140.00
298154	130548	NCS PEARSON INC	603.21
298159	068445	NEBRASKA FURNITURE MART INC	328.00
298169	099737	NEWS BOWL	159.00
298182	100013	OFFICE DEPOT 84133510	607.19
298186	101881	OMAHA ZOOLOGICAL SOCIETY	100.00
298188	070810	OMAHA PUBLIC SCHOOLS	343.00
298202	106973	RITA PASKOWITZ	1,200.00
298208	131610	PATRICIA D BUFFUM	460.00
298232	099857	ROBERT G HARRINGTON	890.00
298242	102568	READ NATURALLY	841.50
298248	132891	BETH M REITZ	176.00
298250	135191	RENZULLI LEARNING SYSTEMS LLC	4,000.00
298279	081630	SAM'S CLUB DIRECT	5.84
298293	099640	SCHOLASTIC BOOK FAIRS	117.69
298294	082100	SCHOLASTIC INC	49.66
298300	130851	SEARCH INSTITUTE	1,777.07
298321	137242	DONNA J SNOWDON	21.85
298323	083950	SOCIAL STUDIES SCHOOL SERVICE	310.90
298328	135408	JANICE D SORENSEN	321.63
298347	137230	KATHY A SVOBODA	36.10
298352	136504	TAKE FLIGHT FARMS INC	1,200.00
298353	088654	TARGET	46.33
298356	132974	TEACHING STRATEGIES INC	521.14
298406	132117	VALA'S PUMPKIN PATCH	171.00
298407	091040	VAL LTD	79.00
298418	093008	BARBARA N WALLER	39.98
298419	131112	LINDA WALTERS	30.83
298431	131499	WESTERN BOWL LLC	28.50
298445	095362	NANCY R MCGRATH	104.00
298462	135281	HEARTLANDS PRETZEL	31.50
298472	132878	HY-VEE INC	96.43
298486	137241	DEBBIE DILLER	7,400.00
298488	106773	FIRST NATIONAL BANK VISA	1,819.72
298497	137264	JANET K ALIANO	45.00
298553	102047	PAYLESS OFFICE PRODUCTS INC	659.66
Total for GRANT FUND			87,373.58
297660	136587	COVENTRY HEALTH & LIFE INS CO	112,456.95
298411	130676	VISITING NURSES HEALTH SERVICES	44,975.00
298491	099045	MUTUAL OF OMAHA COMPANIES	108,381.02

Date: 1/14/09

Millard Public Schools

Check Register

36

Prepared for the Board Meeting of January 19, 2009

Check No	Vend No	Vendor Name	Amount
Total for			265,812.97
297826	132170	CORMACI CONSTRUCTION INC	2,577.00
297880	130648	DOSTALS CONSTRUCTION CO INC	5,432.00
298058	058775	LAMP RYNEARSON ASSOCIATES INC	362.08
298296	082350	SCHOOL SPECIALTY INC	227.97
298309	083175	SHEPPARD'S BUSINESS INTERIORS	10,217.49
298333	084326	SPORTIME	289.99
298410	092323	VIRCO MANUFACTURING CORP	13,467.87
298427	094130	WENGER CORPORATION	431.00
298428	094174	WEST MUSIC COMPANY	1,763.17
298538	058775	LAMP RYNEARSON ASSOCIATES INC	2,400.00
Total for DEPRECIATION			37,168.57
297631	130575	JAYNE MACHOLAN	1,200.00
297641	134633	THERESE STRASESKI	780.00
297705	137127	JOAN MOSER MCSWEENEY/GAIL BOUSHEY	69.00
297706	130990	A.A. HORWATH AND SONS	15,160.00
297715	102832	ADVANCED OFFICE INTERIORS CORP	1,660.00
297722	011051	ALL MAKES OFFICE EQUIPMENT	1,799.00
297734	012989	APPLE COMPUTER, INC.	256.50
297755	099646	BARNES & NOBLE BOOKSTORE	11.18
297780	019559	BOUND TO STAY BOUND BOOKS INC	609.44
297801	133589	CDW GOVERNMENT, INC.	551.00
297819	106902	COMMUNICATION SERVICES INC.	212.45
297855	101106	GREGG NEWTON	18,815.00
297865	033473	DIETZE MUSIC HOUSE INC	3,552.83
297880	130648	DOSTALS CONSTRUCTION CO INC	5,288.00
297888	094249	DURHAM MUSEUM	164.00
297908	038431	ROBERT W. ERLANDSON	415.00
297953	137223	TY GRUBB	90.00
297991	132592	WILLIAM SPRAGUE, JR.	645.60
298022	054492	JIM L JOHNSON	360.00
298049	137224	MIKALA R KOLANDER	50.00
298056	058755	LIDLAW TRANSIT INC	561.53
298107	137240	SOUTHERN FOODS GROUP LP	129.52
298122	102870	MIDLAND COMPUTER INC	128.65
298159	068445	NEBRASKA FURNITURE MART INC	0.00
298172	109843	NEXTEL PARTNERS INC	299.94
298173	137228	MARTHA NIELSEN	200.00
298182	100013	OFFICE DEPOT 84133510	-194.99
298189	134051	OMAHA SYMPHONY	1,372.00
298194	071138	ORIENTAL TRADING COMPANY	66.20
298204	132166	PATRICIA M KUSEK	215.00
298222	079051	POSITIVE PROMOTIONS INC	319.82
298234	135884	MARK RABICK	75.00
298258	079310	ROCKBROOK CAMERA CENTER	2,214.98

Date: 1/14/09

Millard Public Schools

Check Register

37

Prepared for the Board Meeting of January 19, 2009


Check No	Vend No	Vendor Name	Amount
298284	081800	SAX ARTS & CRAFTS INC	175.74
298296	082350	SCHOOL SPECIALTY INC	1,130.33
298331	084093	SOUTHWEST STRINGS	122.22
298344	134845	SUNTEX INTERNATIONAL INC	607.22
298377	132794	TOLEDO PHYSICAL ED SUPPLY CO	213.85
298403	090900	UNIVERSITY PUB, INC.	2,523.00
298410	092323	VIRCO MANUFACTURING CORP	1,387.70
298428	094174	WEST MUSIC COMPANY	279.86
298439	137233	MONINA R WILLIAMS	200.00
298487	107948	DARREL DRAPER	144.00
298494	137059	SQUARE ONE PRODUCTIONS OF S DAKOTA	2,099.00
298507	136281	CLAIRMONT CONSTRUCTION	4,990.91
298519	134066	SARAH DOBEL	160.00
298520	137267	WADE S DOUGHERTY	60.00
298562	081630	SAM'S CLUB DIRECT	204.04
298569	137268	WENDY HANNIBAL SUMMERS	1,050.00
Total for ACTIVITY FUND			72,424.52
297867	137241	DEBBIE DILLER	0.00
298486	137241	DEBBIE DILLER	-248.00
298494	137059	SQUARE ONE PRODUCTIONS OF S DAKOTA	-83.96
Total for			-331.96
Report Total			7,050,091.41


Current Cash Balance Report

Date: 11/01/2008 thru 11/30/2008

38 Arranged by:
Group ID and Activity Number

Activity Number and Name	Beginning Cash	Receipts	Disbursements	Adjustments	Cash Balance
A General Funds					
100 General	78,400.41	0.00	0.00	0.00	78,400.41
150 Petty Cash	0.00	0.00	0.00	0.00	0.00
170 DSAC Vending	7,603.39	408.68	337.50	0.00	7,674.57
180 Interest Earned - Checking	19,085.25	296.43	0.00	0.00	19,381.68
190 Interest on Savings	44,170.66	0.00	0.00	0.00	44,170.66
A General Funds Totals:	<u>149,259.71</u>	<u>705.11</u>	<u>337.50</u>	<u>0.00</u>	<u>149,627.32</u>
B Administrative Custody Accts					
200 Staff Development	0.00	0.00	0.00	0.00	0.00
209 MPS Activities Calendar	9,588.58	0.00	0.00	0.00	9,588.58
210 Activity Express	71,385.45	3,350.00	1,925.10	0.00	72,810.35
211 Logo Sales	356.05	0.00	22.00	0.00	334.05
213 Student Showcase	60.00	0.00	0.00	0.00	60.00
215 HAL Field Trips/Preschool	-30.65	0.00	429.69	0.00	-460.34
220 WF Student Donation	4,201.98	0.00	0.00	0.00	4,201.98
230 Hospitality	305.19	0.00	13.65	0.00	291.54
235 Educational Services Hospitality	110.93	0.00	0.00	0.00	110.93
240 No Longer Used	0.00	0.00	0.00	0.00	0.00
245 Paybac	0.00	0.00	0.00	0.00	0.00
B Administrative Custody Accts Totals:	<u>85,977.53</u>	<u>3,350.00</u>	<u>2,390.44</u>	<u>0.00</u>	<u>86,937.09</u>
C School Custody Accts					
300 Instrument Rental	38,801.34	113.00	0.00	0.00	38,914.34
310 South Swim Lessons	7,410.00	0.00	0.00	0.00	7,410.00
320 North Swim Lessons	4,430.00	0.00	0.00	0.00	4,430.00
325 West Swim Lessons	8,330.00	0.00	0.00	0.00	8,330.00
330 North Open Swim	0.00	0.00	0.00	0.00	0.00
335 West Open Swim	0.00	0.00	0.00	0.00	0.00
340 South Open Swim	0.00	0.00	0.00	0.00	0.00
350 Maintenance Vending	2,510.74	0.00	0.00	0.00	2,510.74
355 Tech Vending	1,293.01	132.01	0.00	0.00	1,425.02
360 Facility Use Rental Fee	82,085.19	7,474.88	0.00	0.00	89,560.07
365 Facility Use Building Access	188,215.37	7,803.00	0.00	0.00	196,018.37
366 Facility Use Staffing	54,577.70	6,737.00	0.00	0.00	61,314.70
370 No Longer Used	0.00	0.00	0.00	0.00	0.00
400 Check Collection	257.80	183.75	183.75	0.00	257.80
500 District Wide Coca-Cola	0.00	0.00	0.00	0.00	0.00
C School Custody Accts Totals:	<u>387,911.15</u>	<u>22,443.64</u>	<u>183.75</u>	<u>0.00</u>	<u>410,171.04</u>
D Investments					
900 Savings	-157,378.17	0.00	0.00	0.00	-157,378.17
D Investments Totals:	<u>-157,378.17</u>	<u>0.00</u>	<u>0.00</u>	<u>0.00</u>	<u>-157,378.17</u>
Q Extra-Curriculars					
1020 HAL Field Trips	2,610.85	2,893.75	0.00	0.00	5,504.60
1030 Parent Pay PreSchool	0.00	0.00	0.00	0.00	0.00
Q Extra-Curriculars Totals:	<u>2,610.85</u>	<u>2,893.75</u>	<u>0.00</u>	<u>0.00</u>	<u>5,504.60</u>
Report Totals:	<u>468,381.07</u>	<u>29,392.50</u>	<u>2,911.69</u>	<u>0.00</u>	<u>494,861.88</u>


Linda K. Mohlman, DSAC
Executive Secretary


Chris Hughes, DSAC
Accounting Manager

Current Cash Balance Report

Date: 11/01/2008 thru 11/30/2008

39 Arranged by:
Group ID and Activity Number

Activity Number and Name	Beginning Cash	Receipts	Disbursements	Adjustments	Cash Balance
A ACTIVITY GENERAL FUND					
100 VENDING	1,570.52	0.00	0.00	0.00	1,570.52
110 GENERAL FUND	24,364.68	5,049.01	4,768.57	0.00	24,645.12
111 INTEREST EARNED CHECKING	1,812.52	22.57	0.00	0.00	1,835.09
A ACTIVITY GENERAL FUND Totals:	27,747.72	5,071.58	4,768.57	0.00	28,050.73
D CLUBS AND ORGANIZATIONS					
501 STUDENT COUNCIL	1,880.80	218.00	114.40	0.00	1,984.40
502 ENVIRONMENTAL CLUB	0.00	0.00	0.00	0.00	0.00
503 MUSIC CLUB	0.00	0.00	0.00	0.00	0.00
504 LEADERSHIP PROGRAM	0.00	0.00	0.00	0.00	0.00
D CLUBS AND ORGANIZATIONS Totals:	1,880.80	218.00	114.40	0.00	1,984.40
E ADMINISTRATIVE CUSTODIAL ACCT					
601 CROSSING GUARD	0.00	0.00	0.00	0.00	0.00
602 HOSPITALITY	0.00	0.00	0.00	0.00	0.00
610 MEDIA	4,276.64	55.00	843.12	0.00	3,488.52
615 FIELD TRIPS	1,336.34	0.00	1,037.76	0.00	298.58
619 World Language	102.48	0.00	0.00	0.00	102.48
620 TEACHER PTO	0.00	0.00	0.00	0.00	0.00
625 TEACHER FUND	0.00	0.00	0.00	0.00	0.00
630 R.E.A.D.	0.00	0.00	0.00	0.00	0.00
E ADMINISTRATIVE CUSTODIAL ACCT Totals:	5,715.46	55.00	1,880.88	0.00	3,889.58
F DISTRICT CUSTODIAL ACCT.					
700 REIMBURSEMENT	0.00	0.00	0.00	0.00	0.00
720 CONVENTION	0.00	0.00	0.00	0.00	0.00
F DISTRICT CUSTODIAL ACCT. Totals:	0.00	0.00	0.00	0.00	0.00
Q Extra Curricular Activities					
1000 Kindergarten field trips	0.00	785.25	0.00	0.00	785.25
1010 1st Grade Field Trips	0.00	0.00	0.00	0.00	0.00
1020 2nd Grade Field Trips	0.00	0.00	0.00	0.00	0.00
1030 3rd Grade Field Trips	0.00	0.00	0.00	0.00	0.00
1040 4th Grade Field Trips	0.03	0.00	0.00	0.00	0.03
1050 5th Grade Field Trips	-263.00	384.77	0.00	0.00	121.77
1060 Spanish Class	0.00	0.00	0.00	0.00	0.00
Q Extra Curricular Activities Totals:	-262.97	1,170.02	0.00	0.00	907.05
R Other Activities					
2000 Leadership Academy	0.00	0.00	0.00	0.00	0.00
2010 Saturday Recreation	0.00	0.00	0.00	0.00	0.00
R Other Activities Totals:	0.00	0.00	0.00	0.00	0.00
Report Totals:	35,081.01	6,514.60	6,763.85	0.00	34,831.76

Eric Chausse
Principal

Cynthia R. ...
Secretary

Current Cash Balance Report

Date: 11/01/2008 thru 11/30/2008

40 Arranged by:
Group ID and Activity Number

Activity Number and Name	Beginning Cash	Receipts	Disbursements	Adjustments	Cash Balance
110	0.00	0.00	0.00	0.00	0.00
Totals:	0.00	0.00	0.00	0.00	0.00
A ACTIVITY GENERAL FUND					
100 Vending	310.35	95.94	0.00	0.00	406.29
110 GENERAL FUND	4,918.13	633.00	1,233.59	0.00	4,317.54
115 Interest Earned Checking	587.04	17.79	0.00	0.00	604.83
A ACTIVITY GENERAL FUND Totals:	5,815.52	746.73	1,233.59	0.00	5,328.66
D CLUBS AND ORGANIZATIONS					
501 Student Council	649.02	0.00	0.00	0.00	649.02
515 Art Club	111.78	0.00	0.00	0.00	111.78
520 yearbook	0.00	0.00	0.00	0.00	0.00
525 Landscaping	1,227.14	0.00	0.00	0.00	1,227.14
530 Watch D.O.G.S.	0.00	0.00	0.00	0.00	0.00
535 Choir	40.25	0.00	0.00	0.00	40.25
540 Field Day	402.21	0.00	0.00	0.00	402.21
D CLUBS AND ORGANIZATIONS Totals:	2,430.40	0.00	0.00	0.00	2,430.40
E ADMINISTRATIVE CUSTODIAL ACCT					
601 Social	1,945.47	0.00	0.00	0.00	1,945.47
602 Hospitality	0.00	0.00	0.00	0.00	0.00
605 D.A.R.E.	0.00	0.00	0.00	0.00	0.00
610 Library	8,987.88	23.73	2,655.39	0.00	6,356.22
615 Field Trip	-1,750.04	462.59	976.97	0.00	-2,264.42
620 Art K-5	4,422.68	8,080.30	315.67	0.00	12,187.31
625 Birthday Book Club	263.78	10.00	0.00	0.00	273.78
630 Fundraiser	695.09	0.00	0.00	0.00	695.09
635 Teacher Grant Money	635.68	0.00	0.00	0.00	635.68
E ADMINISTRATIVE CUSTODIAL ACCT Totals:	15,200.54	8,576.62	3,948.03	0.00	19,829.13
F DISTRICT CUSTODIAL					
700 REIMBURSEMENT	0.00	0.00	0.00	0.00	0.00
720 CONVENTION	0.00	0.00	0.00	0.00	0.00
F DISTRICT CUSTODIAL Totals:	0.00	0.00	0.00	0.00	0.00
Q FEE FUND					
1000 Field Trips	0.00	0.00	0.00	0.00	0.00
1001 Kdg. Field Trips	746.05	4.70	0.00	0.00	750.75
1010 First Grade Field Trip	0.00	0.00	0.00	0.00	0.00
1020 Second Grade Field Trip	0.00	0.00	0.00	0.00	0.00
1030 Third Grade Field Trip	0.00	135.00	0.00	0.00	135.00
1040 Fourth Grade Field Trip	473.00	235.00	0.00	0.00	708.00
1050 Fifth Grade Field Trip	0.00	0.00	0.00	0.00	0.00
1070 Sped Field Trip	0.00	0.00	0.00	0.00	0.00
Q FEE FUND Totals:	1,219.05	374.70	0.00	0.00	1,593.75
Report Totals:	24,665.51	9,698.05	5,181.62	0.00	29,181.94

12-18-08
 Melissa Gilbert
 Michael Ackerman

ALL Data

Current Cash Balance Report

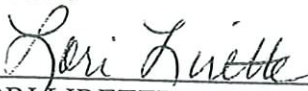
41

Date: 11/01/2008 thru 11/30/2008

Arranged by:
Group ID and Activity Number

Activity Number and Name	Beginning Cash	Receipts	Disbursements	Adjustments	Cash Balance
A ACTIVITY GENERAL FUND					
100 VENDING	277.19	64.17	43.73	0.00	297.63
110 GENERAL FUND	18,719.91	1,387.53	1,354.03	0.00	18,753.41
120 INTEREST EARNED CHECKING	0.00	0.00	0.00	0.00	0.00
A ACTIVITY GENERAL FUND Totals:	18,997.10	1,451.70	1,397.76	0.00	19,051.04
D CLUBS AND ORGANIZATIONS					
501 STUDENT COUNCIL	36.29	30.00	0.00	0.00	66.29
D CLUBS AND ORGANIZATIONS Totals:	36.29	30.00	0.00	0.00	66.29
E ADMINISTRATIVE CUSTODIAL ACCT					
601 SOCIAL COMMITTEE	341.55	12.50	0.00	0.00	354.05
602 NOT IN USE	0.00	0.00	0.00	0.00	0.00
610 LIBRARY	256.06	0.00	0.00	0.00	256.06
615 FIELD TRIPS	77.41	0.00	224.00	0.00	-146.59
620 BOOKFAIRS	0.00	0.00	0.00	0.00	0.00
630 BIRTHDAY BOOK CLUB	207.33	5.00	0.00	0.00	212.33
640 PLAYGROUND EQUIPMENT	0.00	0.00	0.00	0.00	0.00
E ADMINISTRATIVE CUSTODIAL ACCT Totals:	882.35	17.50	224.00	0.00	675.85
F DISTRICT CUSTODIAL					
700 REIMBURSEMENT	0.00	0.00	0.00	0.00	0.00
720 CONVENTION	0.00	0.00	0.00	0.00	0.00
F DISTRICT CUSTODIAL Totals:	0.00	0.00	0.00	0.00	0.00
Q Fee Fund					
1000 Kindergarten field trip	350.50	64.75	0.00	0.00	415.25
1010 1st grade field trips	255.00	322.00	0.00	0.00	577.00
1020 2nd grade field trips	0.00	0.00	0.00	0.00	0.00
1030 3rd grade field trips	0.00	0.00	0.00	0.00	0.00
1040 4th grade field trips	0.00	0.00	0.00	0.00	0.00
1050 5th grade field trips	0.00	0.00	0.00	0.00	0.00
Q Fee Fund Totals:	605.50	386.75	0.00	0.00	992.25
Report Totals:	20,521.24	1,885.95	1,621.76	0.00	20,785.43

ALDRICH ELEMENTARY
NOVEMBER RECONCILIATION
12/05/08


LORI LIRETTE
SECRETARY


SUSIE MELLIGER

Current Cash Balance Report

ALL Data

Date: 11/01/2008 thru 11/30/2008

42 arranged by:
Group ID and Activity Number

Activity Number and Name	Beginning Cash	Receipts	Disbursements	Adjustments	Cash Balance
A ACTIVITY GENERAL FUND					
100 GENERAL	6,755.66	78.05	280.88	0.00	6,552.83
110 VENDING	76.37	64.60	0.00	0.00	140.97
125 Interest Earned	415.35	0.00	0.00	0.00	415.35
A ACTIVITY GENERAL FUND Totals:	7,247.38	142.65	280.88	0.00	7,109.15
B Mini-Classes					
800 DO NOT USE	0.00	0.00	0.00	0.00	0.00
801 DO NOT USE	0.00	0.00	0.00	0.00	0.00
802 DO NOT USE	0.00	0.00	0.00	0.00	0.00
803 DO NOT USE	0.00	0.00	0.00	0.00	0.00
804 DO NOT USE	0.00	0.00	0.00	0.00	0.00
805 DO NOT USE	0.00	0.00	0.00	0.00	0.00
806 DO NOT USE	0.00	0.00	0.00	0.00	0.00
807 DO NOT USE	0.00	0.00	0.00	0.00	0.00
B Mini-Classes Totals:	0.00	0.00	0.00	0.00	0.00
C SCHOOL CUSTODIAL ACCT.					
101 Reading connections	50.65	0.00	0.00	0.00	50.65
300 ART SUPPLIES	1,958.78	9,043.50	62.73	0.00	10,939.55
400 Technology	338.10	0.00	0.00	0.00	338.10
401 "Read a thon" for Winnebago	0.00	0.00	0.00	0.00	0.00
410 VIP	26,766.63	0.00	402.86	0.00	26,363.77
C SCHOOL CUSTODIAL ACCT. Totals:	29,114.16	9,043.50	465.59	0.00	37,692.07
D CLUBS AND ORGANIZATIONS					
113 Fun and Field Day	394.29	0.00	0.00	0.00	394.29
501 STUDENT COUNCIL	-132.20	268.46	0.00	0.00	136.26
605 Destination Imagination	1,395.21	0.00	0.00	0.00	1,395.21
607 Choir /T shirts	8.70	0.00	0.00	0.00	8.70
D CLUBS AND ORGANIZATIONS Totals:	1,666.00	268.46	0.00	0.00	1,934.46
E ADMINISTRATIVE CUSTODIAL					
602 HOSPITALITY	0.00	0.00	0.00	0.00	0.00
610 MEDIA	2,032.89	0.00	0.00	0.00	2,032.89
611 Birthday Book club	1,924.74	0.00	0.00	0.00	1,924.74
615 FIELD TRIPS	-831.09	247.00	341.04	0.00	-925.13
725 Fundraising	1,432.77	0.00	0.00	0.00	1,432.77
E ADMINISTRATIVE CUSTODIAL Totals:	4,559.31	247.00	341.04	0.00	4,465.27
Q Fee Fund Account					
1001 Kdg. Field Trip	0.00	786.60	0.00	0.00	786.60
1101 First Grade Field Trip	760.25	7.50	0.00	0.00	767.75
1201 Second Grade Field Trp	261.50	0.00	0.00	0.00	261.50
1202 Choir Shirts	104.00	299.00	0.00	0.00	403.00
1301 Third Grade Field Trip	0.00	0.00	0.00	0.00	0.00
1401 Fourth Grade Field Trip	0.00	0.00	0.00	0.00	0.00
1501 Fifth Grade Field Trip	0.00	0.00	0.00	0.00	0.00
Q Fee Fund Account Totals:	1,125.75	1,093.10	0.00	0.00	2,218.85
U Do Not Use					
200 DO NOT USE	0.00	0.00	0.00	0.00	0.00
606 DO NOT USE	0.00	0.00	0.00	0.00	0.00
700 DO NOT USE	0.00	0.00	0.00	0.00	0.00
720 DO NOT USE	0.00	0.00	0.00	0.00	0.00
1100 DO NOT USE	0.00	0.00	0.00	0.00	0.00
1200 DO NOT USE	0.00	0.00	0.00	0.00	0.00
1300 DO NOT USE	0.00	0.00	0.00	0.00	0.00

ALL Data

Current Cash Balance Report

43 Arranged by:


Date: 11/01/2008 thru 11/30/2008


Group ID and Activity Number

Activity Number and Name	Beginning Cash	Receipts	Disbursements	Adjustments	Cash Balance
1350 DO NOT USE	0.00	0.00	0.00	0.00	0.00
1400 DO NOT USE	0.00	0.00	0.00	0.00	0.00
1500 DO NOT USE	0.00	0.00	0.00	0.00	0.00
1600 DO NOT USE	0.00	0.00	0.00	0.00	0.00
1700 DO NOT USE	0.00	0.00	0.00	0.00	0.00
1800 DO NOT USE	0.00	0.00	0.00	0.00	0.00
1900 DO NOT USE	0.00	0.00	0.00	0.00	0.00
U Do Not Use Totals:	<u>0.00</u>	<u>0.00</u>	<u>0.00</u>	<u>0.00</u>	<u>0.00</u>
Report Totals:	43,712.60	10,794.71	1,087.51	0.00	53,419.80

Current Cash Balance Report

Activity Number and Name	Beginning Cash	Receipts	Disbursements	Adjustments	Cash Balance
A ACTIVITY GENERAL FUND					
100 VENDING/ADULT	403.36	0.00	68.82	0.00	334.54
105 VENDING/STUDENT	196.29	0.00	0.00	0.00	196.29
110 GENERAL FUND	2,915.24	172.67	908.42	0.00	2,179.49
115 BUILDING FUNDRAISER	287.00	0.00	0.00	0.00	287.00
200 CHECKING INTEREST	641.77	5.46	0.00	0.00	647.23
A ACTIVITY GENERAL FUND Totals:	4,443.66	178.13	977.24	0.00	3,644.55
D CLUBS AND ORGANIZATIONS					
501 STUDENT COUNCIL	382.66	0.00	0.00	0.00	382.66
550 ART CLUB	8.17	0.00	0.00	0.00	8.17
560 DRAMA CLUB	0.00	0.00	0.00	0.00	0.00
D CLUBS AND ORGANIZATIONS Totals:	390.83	0.00	0.00	0.00	390.83
E ADMINISTRATIVE CUSTODIAL ACCT					
601 SITE BASE	0.00	0.00	0.00	0.00	0.00
602 HOSPITALITY	0.00	0.00	0.00	0.00	0.00
605 EARLY CHILDHOOD	0.00	0.00	0.00	0.00	0.00
606 MAGAZINES	0.00	0.00	0.00	0.00	0.00
610 MEDIA CENTER	4,079.40	70.00	708.00	0.00	3,441.40
615 FIELD TRIPS	-363.33	48.75	921.78	0.00	-1,236.36
E ADMINISTRATIVE CUSTODIAL ACCT Totals:	3,716.07	118.75	1,629.78	0.00	2,205.04
F DISTRICT CUSTODIAL					
700 NOT IN USE	0.00	0.00	0.00	0.00	0.00
720 NOT IN USE	0.00	0.00	0.00	0.00	0.00
F DISTRICT CUSTODIAL Totals:	0.00	0.00	0.00	0.00	0.00
Q EXTRA CURRICULAR ACTIVITIES					
1000 KINDERGARTEN FIELD TRIPS	396.50	0.00	0.00	0.00	396.50
1010 FIRST GRADE FIELD TRIPS	357.00	0.00	0.00	0.00	357.00
1020 SECOND GRADE FIELD TRIPS	0.00	290.00	0.00	0.00	290.00
1030 THIRD GRADE FIELD TRIPS	0.00	0.00	0.00	0.00	0.00
1040 FOURTH GRADE FIELD TRIPS	294.20	0.00	0.00	0.00	294.20
1050 FIFTH GRADE FIELD TRIPS	0.00	0.00	0.00	0.00	0.00
Q EXTRA CURRICULAR ACTIVITIES Totals:	1,047.70	290.00	0.00	0.00	1,337.70
R CLUBS					
2000 ART CLUB	0.00	0.00	0.00	0.00	0.00
2005 DRAMA CLUB	0.00	0.00	0.00	0.00	0.00
R CLUBS Totals:	0.00	0.00	0.00	0.00	0.00
Report Totals:	9,598.26	586.88	2,607.02	0.00	7,578.12


 Linda K. Mohlman, DSAC
 Executive Secretary


 Brad Sullivan, Bryan
 Principal

Current Cash Balance Report

Date: 11/01/2008 thru 11/30/2008

45 Arranged by:
Group ID and Activity Number

Activity Number and Name	Beginning Cash	Receipts	Disbursements	Adjustments	Cash Balance
A ACTIVITY GENERAL FUND					
100 VENDING	1,347.45	0.00	88.23	-60.99	1,198.23
110 GENERAL	9,687.79	127.24	410.00	0.00	9,405.03
120 Paybac/Local Merchants	2,250.84	249.74	0.00	0.00	2,500.58
130 HOSPITALITY	609.98	0.00	0.00	60.99	670.97
140 INTEREST EARNED CHECKING	1,503.76	17.22	0.00	0.00	1,520.98
150 ART	0.00	2,855.50	1,937.50	0.00	918.00
A ACTIVITY GENERAL FUND Totals:	15,399.82	3,249.70	2,435.73	0.00	16,213.79
D CLUBS AND ORGANIZATIONS					
501 STUDENT COUNCIL	2,973.21	520.00	812.49	0.00	2,680.72
502 DRUG FREE CLUB	77.23	0.00	0.00	0.00	77.23
D CLUBS AND ORGANIZATIONS Totals:	3,050.44	520.00	812.49	0.00	2,757.95
E ADMINISTRATIVE CUSTODIAL ACCT					
601 FIELD TRIPS	-1,036.30	77.00	1,353.00	0.00	-2,312.30
605 TECHNOLOGY	0.00	0.00	0.00	0.00	0.00
610 LIBRARY	5,657.22	2,980.62	1,729.84	0.00	6,908.00
615 Do Not Use	0.00	0.00	0.00	0.00	0.00
625 BOWLING	14.95	0.00	0.00	0.00	14.95
E ADMINISTRATIVE CUSTODIAL ACCT Totals:	4,635.87	3,057.62	3,082.84	0.00	4,610.65
F DISTRICT CUSTODIAL					
720 CONVENTION	0.00	0.00	0.00	0.00	0.00
F DISTRICT CUSTODIAL Totals:	0.00	0.00	0.00	0.00	0.00
Q EXTRA -CURRICULAR ACTIVITIES					
1000 KINDERGARTEN FIELD TRIPS	616.05	0.00	0.00	0.00	616.05
1010 1ST GRADE FIELD TRIPS	1,457.00	0.00	0.00	0.00	1,457.00
1020 2ND GRADE FIELD TRIPS	162.60	220.00	0.00	0.00	382.60
1030 3RD GRADE FIELD TRIPS	-3.00	0.00	0.00	0.00	-3.00
1040 4TH GRADE FIELD TRIPS	135.00	0.00	0.00	0.00	135.00
1050 5TH GRADE FIELD TRIPS	256.85	0.00	0.00	0.00	256.85
Q EXTRA -CURRICULAR ACTIVITIES Totals:	2,624.50	220.00	0.00	0.00	2,844.50
R CLUBS					
2000 CLUBS (MISC)	0.00	0.00	0.00	0.00	0.00
2010 STUDENT COUNCIL	0.00	0.00	0.00	0.00	0.00
R CLUBS Totals:	0.00	0.00	0.00	0.00	0.00
Z INACTIVE					
1010 DO NOT USE	0.00	0.00	0.00	0.00	0.00
1010 DO NOT USE	0.00	0.00	0.00	0.00	0.00
Z INACTIVE Totals:	0.00	0.00	0.00	0.00	0.00
Report Totals:	25,710.63	7,047.32	6,331.06	0.00	26,426.89

Paula Paul 12-4-08


C. Peterson 12-4-08

Current Cash Balance Report

Date: 11/01/2008 thru 11/30/2008

46 Arranged by:
Group ID and Activity Number

Activity Number and Name	Beginning Cash	Receipts	Disbursements	Adjustments	Cash Balance
A ACTIVITY GENERAL FUND					
100 VENDING	241.97	0.00	72.38	0.00	169.59
110 GENERAL	3,666.56	500.00	598.14	0.00	3,568.42
120 TECHNOLOGY FUND	606.57	0.00	0.00	0.00	606.57
130 COFFEE	49.16	0.00	18.54	0.00	30.62
135 LOUNGE WATER	15.92	0.00	0.00	0.00	15.92
140 SPORTS FOUNDATION	0.00	0.00	0.00	0.00	0.00
150 GARAGE SALE	0.00	0.00	0.00	0.00	0.00
160 WEEKLY READER	0.00	0.00	0.00	0.00	0.00
170 INTEREST EARNED CHECKING	15.20	7.94	0.00	0.00	23.14
180 PTA DISCRETIONARY	135.63	0.00	0.00	0.00	135.63
190 ASSIGNMENT NOTEBOOKS	0.00	0.00	0.00	0.00	0.00
A ACTIVITY GENERAL FUND Totals:	4,731.01	507.94	689.06	0.00	4,549.89
D CLUBS AND ORGANIZATIONS					
501 STUDENT COUNCIL	3,804.34	172.42	492.86	0.00	3,483.90
502 CODY APPAREL	913.06	556.65	272.75	0.00	1,196.96
520 STUDENT CLUBS	320.22	0.00	0.00	0.00	320.22
530 LOVE AND LOGIC	0.00	0.00	0.00	0.00	0.00
D CLUBS AND ORGANIZATIONS Totals:	5,037.62	729.07	765.61	0.00	5,001.08
E ADMINISTRATIVE CUSTODIAL FUND					
600 AUTHOR	0.00	0.00	0.00	0.00	0.00
602 HOSPITALITY	484.33	348.00	132.79	0.00	699.54
610 MEDIA	404.36	9.95	0.00	0.00	414.31
611 MEDIA - DONATIONS	157.71	0.00	0.00	0.00	157.71
615 FIELD TRIP	-158.77	0.00	361.50	0.00	-520.27
620 Instrument Rental	675.00	0.00	0.00	0.00	675.00
630 STUDENT PARTY MONEY	1.75	0.00	0.00	0.00	1.75
640 SPECIAL PROJECTS FUND	850.74	0.00	0.00	0.00	850.74
E ADMINISTRATIVE CUSTODIAL FUND Totals:	2,415.12	357.95	494.29	0.00	2,278.78
F NOT IN USE					
700 NOT IN USE	0.00	0.00	0.00	0.00	0.00
720 NOT IN USE	0.00	0.00	0.00	0.00	0.00
F NOT IN USE Totals:	0.00	0.00	0.00	0.00	0.00
Q Extra-Curricular Activities					
1000 Field Trips	0.00	0.00	0.00	0.00	0.00
1005 Kindergarten Field Trips	148.00	0.00	0.00	0.00	148.00
1010 First Grade Field Trips	132.25	0.00	0.00	0.00	132.25
1020 Second Grade Field Trips	0.00	175.00	0.00	0.00	175.00
1030 Third Grade Field Trips	0.00	0.00	0.00	0.00	0.00
1040 Fourth Grade Field Trips	0.00	0.00	0.00	0.00	0.00
1050 Fifth Grade Field Trips	0.00	0.00	0.00	0.00	0.00
Q Extra-Curricular Activities Totals:	280.25	175.00	0.00	0.00	455.25
R Clubs					
2000 Clubs	0.00	0.00	0.00	0.00	0.00
2010 Choir	0.00	0.00	0.00	0.00	0.00
2050 Student Council	0.00	0.00	0.00	0.00	0.00
R Clubs Totals:	0.00	0.00	0.00	0.00	0.00
Report Totals:	12,464.00	1,769.96	1,948.96	0.00	12,285.00

 Secretary 12/3/08
12.3.08

ALL Data

Current Cash Balance Report

Date: 11/01/2008 thru 11/30/2008

47 Arranged by:
Group ID and Activity Number

Activity Number and Name	Beginning Cash	Receipts	Disbursements	Adjustments	Cash Balance
A ACTIVITY GENERAL FUND					
100 VENDING	42.61	0.00	13.88	0.00	28.73
110 GENERAL FUND	6,604.86	1,020.00	569.09	0.00	7,055.77
112 WESTERN BOWL	0.00	0.00	0.00	0.00	0.00
200 CANDY MACHINE VENDING	0.00	0.00	0.00	0.00	0.00
500 MILLARD FOUNDATION REIMB.	8,199.28	0.00	0.00	0.00	8,199.28
600 Interest earned	938.50	11.77	0.00	0.00	950.27
A ACTIVITY GENERAL FUND Totals:	15,785.25	1,031.77	582.97	0.00	16,234.05
D CLUBS AND ORGANIZATIONS					
501 STUDENT COUNCIL	-353.28	398.00	0.00	0.00	44.72
D CLUBS AND ORGANIZATIONS Totals:	-353.28	398.00	0.00	0.00	44.72
E ADMINISTRATIVE CUSTODIAL ACCT					
601 SITE BASE	0.00	0.00	0.00	0.00	0.00
602 HOSPITALITY	0.00	0.00	0.00	0.00	0.00
605 READ	0.00	0.00	0.00	0.00	0.00
610 LIBRARY	802.46	-16.98	0.00	0.00	785.48
615 FIELD TRIPS	236.73	0.00	0.00	0.00	236.73
620 PTO FOR TEACHERS	191.00	0.00	0.00	0.00	191.00
630 VOLUNTEER	0.00	0.00	0.00	0.00	0.00
635 KITCHEN	0.00	0.00	0.00	0.00	0.00
640 DRUG AWARENESS	0.00	0.00	0.00	0.00	0.00
645 ART	70.68	0.00	0.00	0.00	70.68
650 GRANT MONEY	0.00	0.00	0.00	0.00	0.00
E ADMINISTRATIVE CUSTODIAL ACCT Totals:	1,300.87	-16.98	0.00	0.00	1,283.89
F DISTRICT CUSTODIAL					
700 REINBURSEMENTS	962.44	0.00	0.00	0.00	962.44
720 CONVENTION	0.00	0.00	0.00	0.00	0.00
F DISTRICT CUSTODIAL Totals:	962.44	0.00	0.00	0.00	962.44
Q FEE FUNDED ACCTS					
1000 KINDERGARTEN FIELD TRIPS	0.00	0.00	0.00	0.00	0.00
1010 1ST GRADE FIELD TRIPS	0.00	0.00	0.00	0.00	0.00
1020 2ND GRADE FIELD TRIPS	0.00	0.00	0.00	0.00	0.00
1030 3RD GRADE FIELD TRIPS	0.00	140.00	0.00	0.00	140.00
1040 4TH GRADE FIELD TRIPS	0.00	0.00	0.00	0.00	0.00
1050 5TH GRADE FIELD TRIPS	0.00	0.00	0.00	0.00	0.00
Q FEE FUNDED ACCTS Totals:	0.00	140.00	0.00	0.00	140.00
Report Totals:	17,695.28	1,552.79	582.97	0.00	18,665.10

Candy Beth, Secretary

Current Cash Balance Report

Date: 11/01/2008 thru 11/30/2008

48 Arranged by:
Group ID and Activity Number

Activity Number and Name	Beginning Cash	Receipts	Disbursements	Adjustments	Cash Balance
A ACTIVITY GENERAL FUND					
100 VENDING	2,248.64	72.60	20.72	0.00	2,300.52
110 GENERAL FUND	2,301.81	0.00	11.95	0.00	2,289.86
200 INTEREST EARNED CHECKING	1,056.83	6.19	0.00	0.00	1,063.02
A ACTIVITY GENERAL FUND Totals:	5,607.28	78.79	32.67	0.00	5,653.40
D CLUBS AND ORGANIZATIONS					
501 STUDENT COUNCIL	611.74	0.00	0.00	0.00	611.74
D CLUBS AND ORGANIZATIONS Totals:	611.74	0.00	0.00	0.00	611.74
E ADMINISTRATIVE CUSTODIAL ACCT					
602 HOSPITALITY	590.71	785.00	0.00	0.00	1,375.71
610 LIBRARY	3,159.35	0.00	2,083.69	0.00	1,075.66
615 FIELD TRIPS	-332.77	0.00	0.00	0.00	-332.77
620 FIELD TRIPS/PTO FUND	0.00	0.00	129.88	0.00	-129.88
E ADMINISTRATIVE CUSTODIAL ACCT Totals:	3,417.29	785.00	2,213.57	0.00	1,988.72
F DISTRICT CUSTODIAL					
700 REIMBURSEMENT	0.00	0.00	0.00	0.00	0.00
720 CONVENTION	0.00	0.00	0.00	0.00	0.00
F DISTRICT CUSTODIAL Totals:	0.00	0.00	0.00	0.00	0.00
Q FIELD TRIP FEES					
1010 Kindergarten Field Trips	115.00	120.00	0.00	0.00	235.00
1011 First Grade Field Trips	0.00	0.00	0.00	0.00	0.00
1012 Second Grade Field Trips	0.00	0.00	0.00	0.00	0.00
1013 Third Grade Field Trips	0.05	0.00	0.00	0.00	0.05
1014 Fourth Grade Field Trips	0.00	0.00	0.00	0.00	0.00
1015 Fifth Grade Field Trips	0.00	0.00	0.00	0.00	0.00
1016 K-5 SPED Field Trips	32.25	0.00	0.00	0.00	32.25
Q FIELD TRIP FEES Totals:	147.30	120.00	0.00	0.00	267.30
Report Totals:	9,783.61	983.79	2,246.24	0.00	8,521.16

Reesa Saprentz 1/13/09
Paul Janko 1/13/09

Current Cash Balance Report

Date: 11/01/2008 thru 11/30/2008

49 Arranged by:
Group ID and Activity Number

Activity Number and Name	Beginning Cash	Receipts	Disbursements	Adjustments	Cash Balance
A ACTIVITY GENERAL FUND					
100 VENDING	52.08	0.00	0.00	0.00	52.08
110 GENERAL FUND	2,842.91	23.00	225.77	0.00	2,640.14
120 Interest on checking	12.23	5.25	0.00	0.00	17.48
A ACTIVITY GENERAL FUND Totals:	2,907.22	28.25	225.77	0.00	2,709.70
D CLUBS AND ORGANIZATIONS					
501 STUDENT COUNCIL	0.00	0.00	0.00	0.00	0.00
510 Art Projects	0.00	0.00	0.00	0.00	0.00
520 T-shirts	453.50	0.00	0.00	0.00	453.50
550 Pencils	493.16	47.50	0.00	0.00	540.66
590 One Book, One School	0.00	0.00	0.00	0.00	0.00
655 Landscaping	0.00	0.00	0.00	0.00	0.00
690 Marquee Fund	0.00	0.00	0.00	0.00	0.00
D CLUBS AND ORGANIZATIONS Totals:	946.66	47.50	0.00	0.00	994.16
E ADMINISTRATIVE CUSTODIAL ACCT					
602 HOSPITALITY	975.94	638.00	247.27	0.00	1,366.67
606 MAGAZINES	588.44	7.00	0.00	0.00	595.44
610 LIBRARY	2,013.11	4.02	0.00	0.00	2,017.13
615 FIELD TRIPS	-1,325.54	0.00	48.00	0.00	-1,373.54
620 PTO	0.00	0.00	0.00	0.00	0.00
625 MUSIC DEPT.	0.00	0.00	0.00	0.00	0.00
630 PICTURES	0.00	0.00	0.00	0.00	0.00
E ADMINISTRATIVE CUSTODIAL ACCT Totals:	2,251.95	649.02	295.27	0.00	2,605.70
Q					
1000 Kindergarten field trips	406.25	0.00	0.00	0.00	406.25
1010 1st grade field trips	0.00	0.00	0.00	0.00	0.00
1020 2nd grade field trips	144.00	194.50	0.00	0.00	338.50
1030 3rd grade field trip	0.00	0.00	0.00	0.00	0.00
1040 4th grade field trips	782.65	0.00	0.00	0.00	782.65
1050 5th grade field trips	1,031.38	0.00	0.00	0.00	1,031.38
1060 Sped field trips	0.00	41.00	0.00	0.00	41.00
Q Totals:	2,364.28	235.50	0.00	0.00	2,599.78
R					
2020 Echoes	0.00	0.00	0.00	0.00	0.00
R Totals:	0.00	0.00	0.00	0.00	0.00
Report Totals:	8,470.11	960.27	521.04	0.00	8,909.34

Current Cash Balance Report

Date: 11/01/2008 thru 11/30/2008

50 Arranged by:
Group ID and Activity Number

Activity Number and Name	Beginning Cash	Receipts	Disbursements	Adjustments	Cash Balance
A ACTIVITY GENERAL FUND					
100 VENDING	-348.80	0.00	-18.00	0.00	-330.80
110 GENERAL FUND	5,313.87	49.00	38.80	0.00	5,324.07
115 Interest Earned Checking	1,057.39	7.86	0.00	0.00	1,065.25
A ACTIVITY GENERAL FUND Totals:	6,022.46	56.86	20.80	0.00	6,058.52
D CLUBS AND ORGANIZATIONS					
510 STUDENT COUNCIL	575.84	0.00	0.00	0.00	575.84
1060 Choir/Strings/Band	0.00	0.00	0.00	0.00	0.00
1070 HAL	0.00	0.00	0.00	0.00	0.00
D CLUBS AND ORGANIZATIONS Totals:	575.84	0.00	0.00	0.00	575.84
E ADMINISTRATIVE CUSTODIAL ACCT					
606 MAGAZINES	0.00	0.00	0.00	0.00	0.00
610 LIBRARY	266.02	236.25	-18.41	0.00	520.68
615 FIELD TRIPS	-717.98	0.00	127.59	0.00	-845.57
620 HOSPITALITY FUND	-11.34	0.00	0.00	0.00	-11.34
630 FUND RAISER	3,502.43	171.50	0.00	0.00	3,673.93
635 SAFETY PATROL	-52.09	0.00	0.00	0.00	-52.09
640 ART	2,197.61	0.00	0.00	0.00	2,197.61
650 5th Grade Art	0.00	0.00	0.00	0.00	0.00
E ADMINISTRATIVE CUSTODIAL ACCT Totals:	5,184.65	407.75	109.18	0.00	5,483.22
F DISTRICT CUSTODIAL					
710 RUSWICK GRANT	0.00	0.00	0.00	0.00	0.00
720 CONVENTION	0.00	0.00	0.00	0.00	0.00
F DISTRICT CUSTODIAL Totals:	0.00	0.00	0.00	0.00	0.00
Q Fee Fund					
1000 Kindergarten Field Trips	323.00	0.00	0.00	0.00	323.00
1010 First Grade Field Trips	0.00	129.00	0.00	0.00	129.00
1020 Second Grade Field Trips	0.00	230.00	0.00	0.00	230.00
1030 Third Grade Field Trips	0.00	0.00	0.00	0.00	0.00
1040 Fourth Grade Field Trips	0.00	0.00	0.00	0.00	0.00
1050 Fifth Grade Field Trips	0.00	0.00	0.00	0.00	0.00
Q Fee Fund Totals:	323.00	359.00	0.00	0.00	682.00
Report Totals:	12,105.95	823.61	129.98	0.00	12,799.58

Cheryl Horace
1-8-09

Roberta Wremer
1-8-09

Current Cash Balance Report


ALL Data

5 Arranged by:

Date: 11/01/2008 thru 11/30/2008

Group ID and Activity Number

Activity Number and Name	Beginning Cash	Receipts	Disbursements	Adjustments	Cash Balance
A ACTIVITY GENERAL FUND					
100 Vending	761.91	70.66	16.00	0.00	816.57
110 General	10,138.40	201.00	19.19	0.00	10,320.21
112 Bank Charges and Interest	572.50	13.89	0.00	0.00	586.39
615 DO NOT USE	0.00	0.00	0.00	0.00	0.00
A ACTIVITY GENERAL FUND Totals:	11,472.81	285.55	35.19	0.00	11,723.17
D CLUBS AND ORGANIZATIONS					
501 Student Council	470.12	0.00	0.00	0.00	470.12
502 DO NOT USE	-112.70	0.00	0.00	0.00	-112.70
611 Hitchcock Clothing	60.32	0.00	0.00	0.00	60.32
616 CREATIVE CUBS	254.42	0.00	0.00	0.00	254.42
2001 DO NOT USE	0.00	0.00	0.00	0.00	0.00
D CLUBS AND ORGANIZATIONS Totals:	672.16	0.00	0.00	0.00	672.16
E ADMINISTRATIVE CUSTODIAL ACCT					
601 Site Base	0.00	0.00	0.00	0.00	0.00
602 Landscaping	37.00	0.00	0.00	0.00	37.00
603 Field Trip	683.10	0.00	0.00	0.00	683.10
604 Classroom Supplies	16.00	0.00	0.00	0.00	16.00
605 READ	590.14	0.00	0.00	0.00	590.14
606 Classroom Magazines	0.00	0.00	0.00	0.00	0.00
607 NOT USED	0.00	0.00	0.00	0.00	0.00
608 Drug Awareness-N/A	0.00	0.00	0.00	0.00	0.00
609 Playground Equipment	0.00	0.00	0.00	0.00	0.00
610 Library	1,914.85	0.00	44.67	0.00	1,870.18
612 HOSPITALITY	0.00	0.00	0.00	0.00	0.00
613 Art Fund	6,846.66	54.00	1,402.50	0.00	5,498.16
614 Hitchcock Mini Classes	0.00	0.00	0.00	0.00	0.00
650 Fundraiser	180.00	0.00	0.00	0.00	180.00
E ADMINISTRATIVE CUSTODIAL ACCT Totals:	10,267.75	54.00	1,447.17	0.00	8,874.58
F DISTRICT CUSTODIAL					
620 NOT USED	0.00	0.00	0.00	0.00	0.00
F DISTRICT CUSTODIAL Totals:	0.00	0.00	0.00	0.00	0.00
Q Extra Curricular Activities					
1000 Kindergarten field trips	0.00	0.00	0.00	0.00	0.00
1010 1st grade field trips	0.00	0.00	0.00	0.00	0.00
1020 2nd grade field trips	0.00	0.00	0.00	0.00	0.00
1030 3rd grade field trips	0.00	0.00	0.00	0.00	0.00
1040 4th grade field trips	0.00	0.00	0.00	0.00	0.00
1050 5th grade field trips	0.00	0.00	0.00	0.00	0.00
1060 SPED Field Trips	0.00	0.00	0.00	0.00	0.00
Q Extra Curricular Activities Totals:	0.00	0.00	0.00	0.00	0.00
R Clubs					
2000 Art Club	0.00	0.00	0.00	0.00	0.00
R Clubs Totals:	0.00	0.00	0.00	0.00	0.00
Report Totals:	22,412.72	339.55	1,482.36	0.00	21,269.91


 Linda K. Mohlman, DSAC
 Executive Secretary


 Mandy Johnson, Hitchcock
 Principal

ALL Data

Current Cash Balance Report


Date: 11/01/2008 thru 11/30/2008

52 Arranged by:
Group ID and Activity Number

Activity Number and Name	Beginning Cash	Receipts	Disbursements	Adjustments	Cash Balance
A ACTIVITY GENERAL FUND					
100 VENDING	1,971.31	104.70	0.00	0.00	2,076.01
110 GENERAL FUND	7,729.07	0.00	143.00	0.00	7,586.07
200 INTEREST EARNED CHECKING	1,145.81	12.01	0.00	0.00	1,157.82
A ACTIVITY GENERAL FUND Totals:	10,846.19	116.71	143.00	0.00	10,819.90
D CLUBS AND ORGANIZATIONS					
501 STUDENT COUNCIL	2,366.54	138.73	0.00	0.00	2,505.27
D CLUBS AND ORGANIZATIONS Totals:	2,366.54	138.73	0.00	0.00	2,505.27
E ADMINISTRATIVE CUSTODIAL ACCT					
601 PTA/TEACHER	0.00	0.00	0.00	0.00	0.00
610 LIBRARY	3,641.67	208.85	17.94	0.00	3,832.58
615 FIELD TRIPS	939.70	0.00	502.50	0.00	437.20
620 PAYBAC	352.71	8.15	0.00	0.00	360.86
E ADMINISTRATIVE CUSTODIAL ACCT Totals:	4,934.08	217.00	520.44	0.00	4,630.64
F DISTRICT CUSTODIAL					
700 REIMBURSEMENT	0.00	0.00	0.00	0.00	0.00
720 CONVENTION FUND	0.00	0.00	0.00	0.00	0.00
F DISTRICT CUSTODIAL Totals:	0.00	0.00	0.00	0.00	0.00
Q EXTRA-CURRICULAR ACTIVITIES					
1000 KINDERGARTEN	0.00	0.00	0.00	0.00	0.00
1010 FIRST GRADE	431.25	185.00	0.00	0.00	616.25
1020 SECOND GRADE	0.00	0.00	0.00	0.00	0.00
1030 THIRD GRADE	0.00	0.00	0.00	0.00	0.00
1040 FOURTH GRADE	0.00	0.00	0.00	0.00	0.00
1050 FIFTH GRADE	0.00	0.00	0.00	0.00	0.00
Q EXTRA-CURRICULAR ACTIVITIES Totals:	431.25	185.00	0.00	0.00	616.25
Report Totals:	18,578.06	657.44	663.44	0.00	18,572.06

SUBMITTED BY: Mary Bobka

POSITION: Secretary

APPROVED: 

Current Cash Balance Report

Date: 11/01/2008 thru 11/30/2008

53 Arranged by:
Group ID and Activity Number

Activity Number and Name	Beginning Cash	Receipts	Disbursements	Adjustments	Cash Balance
A ACTIVITY GENERAL FUND					
100 VENDING	11.39	145.04	58.25	0.00	98.18
110 GENERAL	1,609.99	12.00	289.75	0.00	1,332.24
120 RETIREMENT	0.00	0.00	0.00	0.00	0.00
125 INTEREST EARNED	225.91	10.94	0.00	0.00	236.85
A ACTIVITY GENERAL FUND Totals:	<u>1,847.29</u>	<u>167.98</u>	<u>348.00</u>	<u>0.00</u>	<u>1,667.27</u>
C CLUBS AND ORGANIZATIONS					
501 ST. COUNCIL	558.22	56.00	0.00	0.00	614.22
503 SAFE CLUB	1.84	0.00	0.00	0.00	1.84
C CLUBS AND ORGANIZATIONS Totals:	<u>560.06</u>	<u>56.00</u>	<u>0.00</u>	<u>0.00</u>	<u>616.06</u>
E ADMINISTRATIVE CUSTODIAL ACCT					
602 HOSPITALITY	362.72	654.00	148.85	0.00	867.87
604 ART	2,750.48	6,095.00	4,680.26	0.00	4,165.22
606 MINI CLASSES	658.45	0.00	1,101.67	0.00	-443.22
607 PE/MUSIC	1,008.83	0.00	0.00	0.00	1,008.83
610 LIBRARY	2,511.13	71.62	504.72	0.00	2,078.03
615 FIELD TRIPS	-3,139.41	115.75	2,751.32	0.00	-5,774.98
620 MONTESSORI PRESCHOOL	0.00	0.00	0.00	0.00	0.00
E ADMINISTRATIVE CUSTODIAL ACCT Totals:	<u>4,152.20</u>	<u>6,936.37</u>	<u>9,186.82</u>	<u>0.00</u>	<u>1,901.75</u>
Q FIELD TRIPS					
1000 KINDERGARTEN	0.00	0.00	0.00	0.00	0.00
1010 FIRST GRADE	0.00	0.00	0.00	0.00	0.00
1020 SECOND GRADE	0.00	0.00	0.00	0.00	0.00
1030 THIRD GRADE	163.71	0.00	0.00	0.00	163.71
1040 FOURTH GRADE	0.00	0.00	0.00	0.00	0.00
1050 FIFTH GRADE	512.00	0.00	0.00	0.00	512.00
1060 PREPRIMARY MONTESSORI	1,285.25	598.50	0.00	0.00	1,883.75
1070 PRIMARY MONTESSORI	1,532.60	0.00	0.00	0.00	1,532.60
1080 INTERMEDIATE MONTESSORI	0.00	1,064.25	0.00	0.00	1,064.25
1090 PRESCHOOL	516.10	0.00	0.00	0.00	516.10
Q FIELD TRIPS Totals:	<u>4,009.66</u>	<u>1,662.75</u>	<u>0.00</u>	<u>0.00</u>	<u>5,672.41</u>
R CLUBS					
2020 SWING CHOIR	0.00	0.00	0.00	0.00	0.00
R CLUBS Totals:	<u>0.00</u>	<u>0.00</u>	<u>0.00</u>	<u>0.00</u>	<u>0.00</u>
S MINI-CLASSES					
3000 MINI-CLASSES	1,220.00	0.00	0.00	0.00	1,220.00
3010 LEADERSHIP CLASSES	0.00	0.00	0.00	0.00	0.00
S MINI-CLASSES Totals:	<u>1,220.00</u>	<u>0.00</u>	<u>0.00</u>	<u>0.00</u>	<u>1,220.00</u>
Report Totals:	<u>11,789.21</u>	<u>8,823.10</u>	<u>9,534.82</u>	<u>0.00</u>	<u>11,077.49</u>

[Handwritten Signature]
Kodegard 12-15-08

Current Cash Balance Report

Date: 11/01/2008 thru 11/30/2008

54 Arranged by:
Group ID and Activity Number

Activity Number and Name	Beginning Cash	Receipts	Disbursements	Adjustments	Cash Balance
A ACTIVITY GENERAL FUND					
100 VENDING	845.86	38.86	0.00	0.00	884.72
110 GENERAL FUND	5,571.10	0.00	38.84	0.00	5,532.26
115 INTEREST EARNED CHECKING	587.75	13.82	0.00	0.00	601.57
A ACTIVITY GENERAL FUND Totals:	7,004.71	52.68	38.84	0.00	7,018.55
D CLUBS AND ORGANIZATIONS					
501 STUDENT COUNCIL	2,009.26	2,086.50	1,175.30	0.00	2,920.46
510 BOOK CLUB	0.00	0.00	0.00	0.00	0.00
511 CONFLICT MANAGERS	0.00	0.00	0.00	0.00	0.00
615 SAFETY PATROL	0.00	0.00	0.00	0.00	0.00
635 M.A.D.	171.55	0.00	170.00	0.00	1.55
D CLUBS AND ORGANIZATIONS Totals:	2,180.81	2,086.50	1,345.30	0.00	2,922.01
E ADMINISTRATIVE CUSTODIAL ACCT					
600 REIMBURSEMENT	0.00	0.00	0.00	0.00	0.00
601 SITE BASE	40.37	0.00	0.00	0.00	40.37
602 HOSPITALITY	650.95	266.00	354.69	0.00	562.26
603 FIELD TRIPS	1,381.50	0.00	386.38	0.00	995.12
605 READ	159.22	0.00	0.00	200.00	359.22
610 LIBRARY	8,596.40	39.30	2,729.18	-200.00	5,706.52
620 CONVENTION FUND	0.00	0.00	0.00	0.00	0.00
630 PAYBACK	2,456.46	0.00	573.54	0.00	1,882.92
640 SPED GRANT	0.00	0.00	0.00	0.00	0.00
650 PLAYGROUND	1,075.00	0.00	0.00	0.00	1,075.00
E ADMINISTRATIVE CUSTODIAL ACCT Totals:	14,359.90	305.30	4,043.79	0.00	10,621.41
Q EXTRA CURRICULAR ACTIVITES					
1005 Kindergarten Field Trips	0.00	352.80	0.00	0.00	352.80
1010 First Grade Field Trips	134.25	0.00	0.00	0.00	134.25
1020 Second Grade Field Trips	0.00	248.00	0.00	0.00	248.00
1030 Third Grade Field Trips	0.00	0.00	0.00	0.00	0.00
1040 Fourth Grade Field Trips	156.85	0.00	0.00	0.00	156.85
1050 Fifth Grade Field Trips	0.00	0.00	0.00	0.00	0.00
Q EXTRA CURRICULAR ACTIVITES Totals:	291.10	600.80	0.00	0.00	891.90
Report Totals:	23,836.52	3,045.28	5,427.93	0.00	21,453.87

Joyce Snow 12/5/08
Julie R. McLaughlin
12-508

Current Cash Balance Report

Activity Number and Name	Beginning Cash	Receipts	Disbursements	Adjustments	Cash Balance
ACTIVITY GENERAL FUND					
100 STAFF VENDING	1,467.11	96.00	139.10	195.67	1,619.68
101 STUDENT VENDING	0.00	93.00	0.00	-127.37	-34.37
110 GENERAL	16,088.78	0.00	1,534.58	-68.30	14,485.90
125 INTEREST EARNED	549.04	17.32	0.00	0.00	566.36
130 MAGNET ART	5,890.28	-9.00	3,796.00	0.00	2,085.28
A ACTIVITY GENERAL FUND Totals:	23,995.21	197.32	5,469.68	0.00	18,722.85
D CLUBS AND ORGANIZATIONS					
501 STUDENT COUNCIL	1,422.14	0.00	0.00	0.00	1,422.14
505 CHOIR	115.50	0.00	0.00	0.00	115.50
510 SAFETY PATROL	0.00	0.00	0.00	0.00	0.00
520 ENVIRONMENTAL CLUB	0.00	0.00	0.00	0.00	0.00
521 3-D Club	0.00	0.00	0.00	0.00	0.00
525 Conflict Managers	0.00	0.00	0.00	0.00	0.00
D CLUBS AND ORGANIZATIONS Totals:	1,537.64	0.00	0.00	0.00	1,537.64
E ADMINISTRATIVE CUSTODIAL ACCT					
602 STAFF HOSPITALITY	0.00	0.00	0.00	0.00	0.00
606 MAGAZINES	0.00	0.00	0.00	0.00	0.00
610 LIBRARY	2,629.55	20.00	0.00	0.00	2,649.55
615 FIELD TRIPS	-1,127.46	0.00	1,412.36	0.00	-2,539.82
620 SITE IMPROVEMENT	0.00	0.00	0.00	0.00	0.00
625 READING INCENTIVE	0.00	0.00	0.00	0.00	0.00
E ADMINISTRATIVE CUSTODIAL ACCT Totals:	1,502.09	20.00	1,412.36	0.00	109.73
Q FEE FUNDED ACCOUNTS					
1000 Kindergarten Field Trips	1,011.00	0.00	0.00	0.00	1,011.00
1010 First Grade Field Trips	540.00	0.00	0.00	0.00	540.00
1020 Second Grade Field Trips	249.75	0.00	0.00	0.00	249.75
1030 Third Grade Field Trips	0.00	0.00	0.00	0.00	0.00
1040 Fourth Grade Field Trips	0.00	0.00	0.00	0.00	0.00
1050 Fifth Grade Field Trips	556.75	0.00	0.00	0.00	556.75
Q FEE FUNDED ACCOUNTS Totals:	2,357.50	0.00	0.00	0.00	2,357.50
Report Totals:	29,392.44	217.32	6,882.04	0.00	22,727.72


 Linda K. Mohlman, DSAC
 Executive Secretary


 Colleen Beckwith, Neihardt
 Principal

Current Cash Balance Report

Date: 11/01/2008 thru 11/30/2008

Group ID and Activity Number

Activity Number and Name	Beginning Cash	Receipts	Disbursements	Adjustments	Cash Balance
A ACTIVITY GENERAL FUND					
100 Vending	309.32	0.00	34.08	0.00	275.24
105 Staff Vending	-8.16	0.00	0.00	0.00	-8.16
110 General	8,694.77	1,139.68	1,290.82	0.00	8,543.63
120 Interest Earned Checking	819.56	15.16	0.00	0.00	834.72
A ACTIVITY GENERAL FUND Totals:	9,815.49	1,154.84	1,324.90	0.00	9,645.43
D CLUBS AND ORGANIZATIONS					
501 Student Council	2,671.44	0.00	0.00	0.00	2,671.44
502 Drug Free Club	111.14	0.00	0.00	0.00	111.14
503 5th Grade Club	506.81	0.00	0.00	0.00	506.81
D CLUBS AND ORGANIZATIONS Totals:	3,289.39	0.00	0.00	0.00	3,289.39
E ADMINISTRATIVE CUSTODIAL ACCT					
601 Site Base Plan Annual Updates	0.00	0.00	0.00	0.00	0.00
602 Staff Hospitality	-11.64	0.00	0.00	0.00	-11.64
603 Field Trips	-705.08	265.50	1,202.64	0.00	-1,642.22
608 Grants	31.75	0.00	0.00	0.00	31.75
609 Technology	575.35	0.00	0.00	0.00	575.35
610 Media	1,244.63	2,521.63	2,405.35	0.00	1,360.91
611 Fine Arts	1,202.65	0.00	0.00	0.00	1,202.65
612 Safety Patrol	0.00	0.00	0.00	0.00	0.00
614 Montessori Projects	963.38	0.00	0.00	0.00	963.38
615 PayBac	1,211.24	0.00	0.00	0.00	1,211.24
616 P.E.	0.00	0.00	0.00	0.00	0.00
617 Music	0.00	0.00	0.00	0.00	0.00
618 READ	521.24	0.00	0.00	0.00	521.24
619 Home/School Projects	860.35	0.00	0.00	0.00	860.35
620 Norris Special Projects	2,829.00	0.00	0.00	0.00	2,829.00
621 Montessori Snack Account	445.15	0.00	46.90	0.00	398.25
E ADMINISTRATIVE CUSTODIAL ACCT Totals:	9,168.02	2,787.13	3,654.89	0.00	8,300.26
G DISTRICT CUST. ACCOUNTS					
800 Reimbursement	0.00	0.00	0.00	0.00	0.00
802 Convention	0.00	0.00	0.00	0.00	0.00
G DISTRICT CUST. ACCOUNTS Totals:	0.00	0.00	0.00	0.00	0.00
Q Fee Fund					
990 PreK Field Trips	0.00	0.00	0.00	0.00	0.00
1000 Kindergarten Field Trips	423.00	0.00	0.00	0.00	423.00
1010 First Grade Field Trips	0.00	226.00	0.00	0.00	226.00
1020 Second Grade Field Trips	56.50	63.00	0.00	0.00	119.50
1030 Third Grade Field Trips	0.00	0.00	0.00	0.00	0.00
1040 Fourth Grade Field Trips	0.00	0.00	0.00	0.00	0.00
1050 Fifth Grade Field Trips	0.00	0.00	0.00	0.00	0.00
1060 Montessori PreK/K Field Trips	347.00	355.30	0.00	0.00	702.30
1061 Montessori 1st, 2nd, 3rd Grade Field Trips	278.25	505.75	0.00	0.00	784.00
1062 Montessori 4th, 5th Grade Field Trips	72.00	0.00	0.00	0.00	72.00
1070 Special Education Field Trips	0.00	0.00	0.00	0.00	0.00
Q Fee Fund Totals:	1,176.75	1,150.05	0.00	0.00	2,326.80
R Clubs					
2000 Clubs	0.00	0.00	0.00	0.00	0.00
2010 Choir Club	0.00	0.00	0.00	0.00	0.00
2050 Student Council Club	0.00	0.00	0.00	0.00	0.00
R Clubs Totals:	0.00	0.00	0.00	0.00	0.00
Report Totals:	23,449.65	5,092.02	4,979.79	0.00	23,561.88

Liana K. Wohlman

[Signature]


Current Cash Balance Report

ALL Data

Date: 11/01/2008 thru 11/30/2008

57 Arranged by:
Group ID and Activity Number

Activity Number and Name	Beginning Cash	Receipts	Disbursements	Adjustments	Cash Balance
A ACTIVITY GENERAL					
100 GENERAL	24,244.56	2,169.00	85.34	-112.20	26,216.02
110 VENDING	67.98	0.00	0.00	0.00	67.98
115 INTEREST EARNED CHECKING	161.40	19.90	0.00	0.00	181.30
A ACTIVITY GENERAL Totals:	24,473.94	2,188.90	85.34	-112.20	26,465.30
D CLUBS AND ORGANIZATIONS					
501 STUDENT COUNCIL	183.34	0.00	0.00	0.00	183.34
D CLUBS AND ORGANIZATIONS Totals:	183.34	0.00	0.00	0.00	183.34
E ADMINSTRATIVE CUSTODIAL ACCT					
600 HOSPITALITY	1,467.97	0.00	31.16	0.00	1,436.81
601 FIELD TRIPS	-3,025.93	236.00	823.56	112.20	-3,501.29
610 LIBRARY	4,791.91	0.00	2,330.02	0.00	2,461.89
615 PAYBAC	0.00	0.00	0.00	0.00	0.00
650 VIP HOSPITALITY	251.44	0.00	0.00	0.00	251.44
E ADMINSTRATIVE CUSTODIAL ACCT Totals:	3,485.39	236.00	3,184.74	112.20	648.85
Q FEE FUND					
1000 K FIELD TRIPS	798.00	0.00	0.00	0.00	798.00
1010 FIRST GRADE FIELD TRIPS	1,127.00	0.00	0.00	0.00	1,127.00
1020 SECOND GRADE FIELD TRIPS	181.80	1,091.40	0.00	0.00	1,273.20
1030 THIRD GRADE FIELD TRIPS	0.00	0.00	0.00	0.00	0.00
1040 FOURTH GRADE FIELD TRIPS	0.00	390.00	0.00	0.00	390.00
1050 FIFTH GRADE FIELD TRIPS	0.00	297.25	0.00	0.00	297.25
Q FEE FUND Totals:	2,106.80	1,778.65	0.00	0.00	3,885.45
R CLUBS					
2000 CLUBS (MISC)	0.00	0.00	0.00	0.00	0.00
2010 STUDENT COUNCIL	0.00	0.00	0.00	0.00	0.00
R CLUBS Totals:	0.00	0.00	0.00	0.00	0.00
Report Totals:	30,249.47	4,203.55	3,270.08	0.00	31,182.94


 Linda K. Mohlman, DSAC
 Executive Secretary


 Nila Nielsen, Reagan
 Principal


Current Cash Balance Report

Date: 11/01/2008 thru 11/30/2008

Group ID and Activity Number

Activity Number and Name	Beginning Cash	Receipts	Disbursements	Adjustments	Cash Balance
A ACTIVITY GENERAL					
100 GENERAL	2,936.73	0.00	0.00	0.00	2,936.73
110 VENDING	-21.64	82.89	0.00	0.00	61.25
115 INTEREST EARNED CHECKING	243.33	8.15	0.00	0.00	251.48
A ACTIVITY GENERAL Totals:	3,158.42	91.04	0.00	0.00	3,249.46
D CLUBS AND ORGANIZATION					
501 STUDENT COUNCIL	160.94	0.00	0.00	0.00	160.94
D CLUBS AND ORGANIZATION Totals:	160.94	0.00	0.00	0.00	160.94
E ADMINISTRATIVE CUSTODIAL ACCT					
600 SOCIAL	1,063.07	0.00	325.00	0.00	738.07
601 FIELD TRIPS	-334.96	0.00	1,479.84	0.00	-1,814.80
602 READ	0.00	0.00	0.00	0.00	0.00
603 LIBRARY	1,686.21	97.06	218.00	0.00	1,565.27
604 PAYBAC	3,832.50	615.28	0.00	0.00	4,447.78
605 5TH GRADE BLDG. FUNDRAISER	56.91	0.00	0.00	0.00	56.91
606 PLAYGROUND FUND	0.00	0.00	0.00	0.00	0.00
607 GRANTS	0.00	0.00	0.00	0.00	0.00
E ADMINISTRATIVE CUSTODIAL ACCT Totals:	6,303.73	712.34	2,022.84	0.00	4,993.23
Q FEE FUND					
1005 KINDERGARTEN	894.30	0.00	0.00	0.00	894.30
1010 FIRST GRADE	1,024.00	0.00	0.00	0.00	1,024.00
1020 SECOND GRADE	625.45	0.00	0.00	0.00	625.45
1030 THIRD GRADE	706.75	280.50	0.00	0.00	987.25
1040 FOURTH GRADE	0.00	0.00	0.00	0.00	0.00
1050 FIFTH GRADE	0.00	0.00	0.00	0.00	0.00
1060 MUSIC	839.60	13.00	0.00	0.00	852.60
1070 PE	0.00	0.00	0.00	0.00	0.00
Q FEE FUND Totals:	4,090.10	293.50	0.00	0.00	4,383.60
Report Totals:	13,713.19	1,096.88	2,022.84	0.00	12,787.23


 Linda K. Mohlman, DSAC
 Executive Secretary


 Suzanne Hinman, Reeder
 Principal

Current Cash Balance Report

Date: 11/01/2008 thru 11/30/2008

59 Arranged by:
Group ID and Activity Number

Activity Number and Name	Beginning Cash	Receipts	Disbursements	Adjustments	Cash Balance
610 unused library account	0.00	0.00	0.00	0.00	0.00
Totals:	0.00	0.00	0.00	0.00	0.00
A ACTIVITY GENERAL FUND					
100 VENDING	847.47	0.00	0.00	0.00	847.47
110 GENERAL FUND	9,364.53	0.00	252.27	0.00	9,112.26
125 interest earned checking	2,194.42	19.60	0.00	0.00	2,214.02
A ACTIVITY GENERAL FUND Totals:	12,406.42	19.60	252.27	0.00	12,173.75
D CLUBS AND ORGANIZATIONS					
501 STUDENT COUNCIL	1,988.42	12.00	500.25	0.00	1,500.17
505 GRADE 5 ACTIVITY	0.00	0.00	0.00	0.00	0.00
510 STANDD CLUB	-554.24	354.20	0.00	0.00	-200.04
515 K-KIDS CLUB	271.43	0.00	6.00	0.00	265.43
520 ENVIRONMENTAL CLUB	72.72	27.00	16.14	0.00	83.58
D CLUBS AND ORGANIZATIONS Totals:	1,778.33	393.20	522.39	0.00	1,649.14
E ADMINISTRATIVE CUSTODIAL					
602 HOSPITALITY	29.33	0.00	0.00	0.00	29.33
606 MAGAZINES	0.00	0.00	0.00	0.00	0.00
610 LIBRARY	5,081.84	2,305.76	2,211.23	0.00	5,176.37
615 FIELD TRIPS	1,163.75	0.00	0.00	0.00	1,163.75
620 PAYBACK PARTNER	1,347.45	0.00	159.72	0.00	1,187.73
625 CORPORATE DONATIONS	4,624.60	147.72	25.00	0.00	4,747.32
630 SPELL-A-THON	236.14	0.00	28.57	0.00	207.57
635 HOST	0.00	0.00	0.00	0.00	0.00
640 OTHER STUDENT ACTIVITIES	0.00	400.00	170.43	0.00	229.57
645 TOOLS FOR SCHOOLS	1,000.00	0.00	0.00	0.00	1,000.00
650 ARTWORKS	785.05	2,396.00	1,741.40	0.00	1,439.65
E ADMINISTRATIVE CUSTODIAL Totals:	14,268.16	5,249.48	4,336.35	0.00	15,181.29
F DISTRICT CUSTODIAL					
700 REIMBURSEMENT	0.00	0.00	0.00	0.00	0.00
720 CONVENTION	0.00	0.00	0.00	0.00	0.00
F DISTRICT CUSTODIAL Totals:	0.00	0.00	0.00	0.00	0.00
Q EXTRA CURRICULAR ACTIVITIES					
1005 KG FIELD TRIPS	396.00	0.00	0.00	0.00	396.00
1010 1ST GR. FIELD TRIPS	390.50	0.00	0.00	0.00	390.50
1020 2ND GR. FIELD TRIPS	132.50	0.00	0.00	0.00	132.50
1030 3RD GR. FIELD TRIPS	286.40	0.00	0.00	0.00	286.40
1040 4TH GR. FIELD TRIPS	542.60	0.00	0.00	0.00	542.60
1050 5TH GR. FIELD TRIPS	0.00	0.00	0.00	0.00	0.00
Q EXTRA CURRICULAR ACTIVITIES Totals:	1,748.00	0.00	0.00	0.00	1,748.00
Report Totals:	30,200.91	5,662.28	5,111.01	0.00	30,752.18

Principal *Jean Wasley*

Secretary *Mary Van Roy*

Current Cash Balance Report

Date: 11/01/2008 thru 11/30/2008

Arranged by:
Group ID and Activity Number

Activity Number and Name	Beginning Cash	Receipts	Disbursements	Adjustments	Cash Balance
A ACTIVITY GENERAL FUND					
100 GENERAL FUND	17,028.68	0.00	0.00	0.00	17,028.68
110 VENDING	504.94	0.00	0.00	0.00	504.94
120 INTEREST EARNED CHECKING	976.57	15.16	0.00	0.00	991.73
A ACTIVITY GENERAL FUND Totals:	18,510.19	15.16	0.00	0.00	18,525.35
B CLUBS AND ORGANIZATIONS					
201 STUDENT COUNCIL	580.22	0.00	0.00	0.00	580.22
211 SAFETY PATROL	25.00	0.00	0.00	0.00	25.00
B CLUBS AND ORGANIZATIONS Totals:	605.22	0.00	0.00	0.00	605.22
C ADMINISTRATIVE CUSTODIAL ACCT					
301 MEDIA	737.74	2,807.34	1,596.60	0.00	1,948.48
305 FIELD TRIPS	68.74	0.00	166.00	0.00	-97.26
310 HOSPITALITY	676.93	1,050.00	371.73	0.00	1,355.20
320 BIRTHDAY BOOK CLUB	842.49	40.00	0.00	0.00	882.49
325 Battle of the Books	-159.21	0.00	0.00	0.00	-159.21
330 GRANTS	0.00	0.00	0.00	0.00	0.00
340 PTO	1,854.64	0.00	0.00	0.00	1,854.64
350 BEAUTIFICATION	-619.92	0.00	0.00	0.00	-619.92
C ADMINISTRATIVE CUSTODIAL ACCT Totals:	3,401.41	3,897.34	2,134.33	0.00	5,164.42
Q FEE FUND					
1000 Kindergarten	0.00	0.00	0.00	0.00	0.00
1001 1st Grade	0.00	0.00	0.00	0.00	0.00
1002 2nd Grade	0.00	266.25	0.00	0.00	266.25
1003 3rd Grade	0.00	0.00	0.00	0.00	0.00
1004 4th Grade	0.00	0.00	0.00	0.00	0.00
1005 5th Grade	0.00	0.00	0.00	0.00	0.00
1010 Self-Contained	0.00	0.00	0.00	0.00	0.00
Q FEE FUND Totals:	0.00	266.25	0.00	0.00	266.25
R CLUB--FEE FUND					
2000 Student Council Fee Fund	0.00	0.00	0.00	0.00	0.00
2010 Chorus Fee Fund	0.00	0.00	0.00	0.00	0.00
R CLUB--FEE FUND Totals:	0.00	0.00	0.00	0.00	0.00
Report Totals:	22,516.82	4,178.75	2,134.33	0.00	24,561.24

Bank Statement Reconciliation

Check Number	Vendor Name	Check Date	Check Amount
--------------	-------------	------------	--------------

Period from 11/01/2008 through 11/30/2008

Description: November 2008

Cleared Checks

001006	Omaha World Herald	10/20/2008	60.32
001010	Jimmy John's	11/18/2008	241.73
001011	Mandy Muller	11/18/2008	100.00
001012	Ashley Mohar	11/18/2008	166.00
001013	Scholastic Book Fairs	11/18/2008	1,596.60
Cleared Check Total:			2,164.65

Outstanding Checks

001002	Nancy Brosamle	09/22/2008	120.00
001009	Nebraska Humane Society	11/03/2008	30.00
Outstanding Check Total:			150.00

Voided Checks - None

Bank Statement Reconciliation Summary

1.	Statement Balance	24,711.24
2.	- Outstanding Checks	150.00
3.	+ Outstanding Receipts	0.00
4.	Total	24,561.24
5.	+ Investments	0.00
6.	Book Balance	24,561.24

N. Brosamle
 1/13/09

Current Cash Balance Report

Date: 11/01/2008 thru 11/30/2008

62 Arranged by:
Group ID and Activity Number

Activity Number and Name	Beginning Cash	Receipts	Disbursements	Adjustments	Cash Balance
A General Fund					
100 VENDING	306.87	0.00	77.98	0.00	228.89
110 GENERAL FUND	4,117.02	276.00	268.52	1,402.43	5,526.93
130 INTEREST EARNED	312.98	6.00	0.00	0.00	318.98
140 Do Not Use	0.00	0.00	0.00	0.00	0.00
A General Fund Totals:	<u>4,736.87</u>	<u>282.00</u>	<u>346.50</u>	<u>1,402.43</u>	<u>6,074.80</u>
B Clubs & Organizations					
501 STUDENT COUNCIL	898.40	188.11	98.76	0.00	987.75
B Clubs & Organizations Totals:	<u>898.40</u>	<u>188.11</u>	<u>98.76</u>	<u>0.00</u>	<u>987.75</u>
C Administrative Custodial					
600 Do Not Use	0.00	0.00	0.00	0.00	0.00
610 LIBRARY	2,104.19	61.45	35.15	0.00	2,130.49
615 FIELD TRIPS	-502.34	0.00	0.00	0.00	-502.34
620 Do Not Use	822.92	0.00	0.00	-822.92	0.00
626 Do Not Use	52.32	0.00	0.00	-52.32	0.00
627 Do Not Use	258.19	0.00	0.00	-258.19	0.00
628 Do Not Use	269.00	0.00	0.00	-269.00	0.00
C Administrative Custodial Totals:	<u>3,004.28</u>	<u>61.45</u>	<u>35.15</u>	<u>-1,402.43</u>	<u>1,628.15</u>
Q Fee Funded Account					
1000 KG FIELD TRIP	0.00	0.00	0.00	0.00	0.00
1010 FIRST GR. FIELD TRIP	302.25	0.00	0.00	0.00	302.25
1020 SECOND GR. FIELD TRIP	0.00	0.00	0.00	0.00	0.00
1030 THIRD GR. FIELD TRIP	274.25	0.00	0.00	0.00	274.25
1040 FOURTH GR. FIELD TRIP	0.00	0.00	0.00	0.00	0.00
1050 FIFTH GR. FIELD TRIP	0.00	0.00	0.00	0.00	0.00
1060 ELL FIELD TRIP	0.00	0.00	0.00	0.00	0.00
Q Fee Funded Account Totals:	<u>576.50</u>	<u>0.00</u>	<u>0.00</u>	<u>0.00</u>	<u>576.50</u>
Report Totals:	<u>9,216.05</u>	<u>531.56</u>	<u>480.41</u>	<u>0.00</u>	<u>9,267.20</u>

[Handwritten Signature] 12.2.08

Heidi Penke 12-2-08

Current Cash Balance Report

Date: 11/01/2008 thru 11/30/2008

63 Arranged by:
Group ID and Activity Number

Activity Number and Name	Beginning Cash	Receipts	Disbursements	Adjustments	Cash Balance
A ACTIVITY GENERAL FUND					
100 GENERAL FUND	7,408.62	0.00	94.32	0.00	7,314.30
110 VENDING	49.12	95.36	30.47	0.00	114.01
120 INTEREST EARNED CHECKING	411.63	10.73	0.00	0.00	422.36
A ACTIVITY GENERAL FUND Totals:	<u>7,869.37</u>	<u>106.09</u>	<u>124.79</u>	<u>0.00</u>	<u>7,850.67</u>
B CLUBS AND ORGANIZATIONS					
201 STUDENT COUNCIL	442.57	125.50	0.00	0.00	568.07
210 GARDEN CLUB	599.00	0.00	0.00	0.00	599.00
B CLUBS AND ORGANIZATIONS Totals:	<u>1,041.57</u>	<u>125.50</u>	<u>0.00</u>	<u>0.00</u>	<u>1,167.07</u>
C ADMINISTRATIVE CUSTODIAL ACCT					
301 Hospitality	1,439.88	0.00	155.00	0.00	1,284.88
310 MEDIA	522.79	6,708.08	0.00	0.00	7,230.87
315 FIELD TRIPS	-401.82	0.00	400.00	0.00	-801.82
320 BIRTHDAY BOOK CLUB	3,528.44	120.00	201.16	0.00	3,447.28
330 DONATIONS	718.04	0.00	0.00	0.00	718.04
C ADMINISTRATIVE CUSTODIAL ACCT Totals:	<u>5,807.33</u>	<u>6,828.08</u>	<u>756.16</u>	<u>0.00</u>	<u>11,879.25</u>
Q EXTRA CURRICULAR ACTIVITIES					
1000 KINDGARTEN FIELD TRIPS	0.00	0.00	0.00	0.00	0.00
1001 FIRST GRADE FIELD TRIPS	1,201.20	0.00	0.00	0.00	1,201.20
1002 SECOND GRADE FIELD TRIPS	0.00	245.25	0.00	0.00	245.25
1003 THIRD GRADE FIELD TRIPS	0.00	371.25	0.00	0.00	371.25
1004 FOURTH GRADE FIELD TRIPS	0.00	0.00	0.00	0.00	0.00
1005 FIFTH GRADE FIELD TRIPS	0.00	739.00	0.00	0.00	739.00
Q EXTRA CURRICULAR ACTIVITIES Totals:	<u>1,201.20</u>	<u>1,355.50</u>	<u>0.00</u>	<u>0.00</u>	<u>2,556.70</u>
Report Totals:	<u>15,919.47</u>	<u>8,415.17</u>	<u>880.95</u>	<u>0.00</u>	<u>23,453.69</u>

Karla Sullivan
1-6-09

Carol A. Decker
1-6-09

Current Cash Balance Report

Date: 11/01/2008 thru 11/30/2008

Arranged by:
Group ID and Activity Number

Activity Number and Name	Beginning Cash	Receipts	Disbursements	Adjustments	Cash Balance
A ACTIVITY GENERAL FUND					
100 STAFF VENDING	3,737.15	0.00	0.00	0.00	3,737.15
101 STUDENT VENDING	-45.05	0.00	0.00	0.00	-45.05
110 GENERAL FUND	2,914.28	0.00	397.00	0.00	2,517.28
115 INTEREST EARNED CHECKING	450.69	8.15	0.00	0.00	458.84
815 ENRICHMENT DAY	1,331.03	0.00	0.00	0.00	1,331.03
5000 FIELD IMPROVEMENT	249.00	0.00	0.00	0.00	249.00
A ACTIVITY GENERAL FUND Totals:	8,637.10	8.15	397.00	0.00	8,248.25
C FAMILY NIGHTS					
400 KINDERGARTEN HOST FAMILY NIGHTS	0.00	0.00	0.00	0.00	0.00
401 GR. 1 HOST FAMILY NIGHT	0.00	0.00	0.00	0.00	0.00
403 GR. 3 HOST FAMILY NIGHT	0.00	0.00	0.00	0.00	0.00
404 GR. 4 HOST FAMILY NIGHT	0.00	0.00	0.00	0.00	0.00
405 GR. 5 HOST FAMILY NIGHT	0.00	0.00	0.00	0.00	0.00
410 CHOIR HOST FAMILY NIGHT	0.00	0.00	0.00	0.00	0.00
411 CHESS CLUB HOST FAMILY NIGHT	0.00	0.00	0.00	0.00	0.00
412 SAFETY PATROL HOST FAMILY NIGHT	50.30	0.00	0.00	0.00	50.30
413 PLAYGROUND COM. HOST FAMILY NIGHT	0.00	0.00	0.00	0.00	0.00
C FAMILY NIGHTS Totals:	50.30	0.00	0.00	0.00	50.30
D CLUBS AND ORGANIZATIONS					
501 STUDENT COUNCIL	552.66	0.00	0.00	0.00	552.66
901 US WEST VOLUNTEER GRANTS & OTHERS	935.72	0.00	0.00	0.00	935.72
D CLUBS AND ORGANIZATIONS Totals:	1,488.38	0.00	0.00	0.00	1,488.38
E ADMINISTRATIVE CUSTODIAL ACCT					
610 MEDIA	819.02	0.00	41.14	0.00	777.88
615 FIELD TRIPS	-731.28	0.00	959.87	0.00	-1,691.15
701 TECHNOLOGY	1,052.38	0.00	0.00	0.00	1,052.38
801 GIFTED/HAL	0.00	0.00	0.00	0.00	0.00
E ADMINISTRATIVE CUSTODIAL ACCT Totals:	1,140.12	0.00	1,001.01	0.00	139.11
F DISTRICT CUSTODIAL					
700 NOT USED	0.00	0.00	0.00	0.00	0.00
720 NOT USED	0.00	0.00	0.00	0.00	0.00
F DISTRICT CUSTODIAL Totals:	0.00	0.00	0.00	0.00	0.00
H OUTDOOR LEARNING ENVIRONMENT (OLE)					
3000 BRICK ORDERS & OTHER	208.44	0.00	0.00	0.00	208.44
H OUTDOOR LEARNING ENVIRONMENT (OLE) Totals:	208.44	0.00	0.00	0.00	208.44
Q FEE FUND FIELD TRIPS					
1000 KINDERGARTEN FIELD TRIPS	138.02	0.00	0.00	0.00	138.02
1010 1ST GRADE FIELD TRIPS	843.65	0.00	0.00	0.00	843.65
1020 2ND GRADE FIELD TRIPS	262.59	0.00	0.00	0.00	262.59
1030 3RD GRADE FIELD TRIPS	0.00	0.00	0.00	0.00	0.00
1040 4TH GRADE FIELD TRIPS	0.00	0.00	0.00	0.00	0.00
1050 5TH GRADE FIELD TRIPS	336.79	0.00	0.00	0.00	336.79
Q FEE FUND FIELD TRIPS Totals:	1,581.05	0.00	0.00	0.00	1,581.05
R FEE FUND CLUBS					
2020 CHORUS CLUB	0.00	0.00	0.00	0.00	0.00
R FEE FUND CLUBS Totals:	0.00	0.00	0.00	0.00	0.00
Report Totals:	13,105.39	8.15	1,398.01	0.00	11,715.53

Cathy George
John Kelly

Current Cash Balance Report

Jessie
Cindy 65 Arranged by:
 Group ID and Activity Number

Date: 11/01/2008 thru 11/30/2008

Activity Number and Name	Beginning Cash	Receipts	Disbursements	Adjustments	Cash Balance
A General Funds					
100 VENDING MACHINES	8,836.81	0.00	780.21	0.00	8,056.60
110 OTHER GENERAL	10,761.02	0.00	78.85	0.00	10,682.17
115 FINES	6,943.78	10.00	10.00	0.00	6,943.78
120 FUND RAISING ACCOUNT	11,245.90	422.58	213.50	0.00	11,454.98
125 VOLUNTEER	1,936.69	0.00	295.55	0.00	1,641.14
130 INTEREST EARNED - CHECKING	4,168.40	53.25	0.00	0.00	4,221.65
A General Funds Totals:	43,892.60	485.83	1,378.11	0.00	43,000.32
B Athletics					
205 ATHLETIC DEPARTMENT	-1,744.04	210.38	747.50	0.00	-2,281.16
B Athletics Totals:	-1,744.04	210.38	747.50	0.00	-2,281.16
C Academic Clubs					
300 SCIENCE CLUB	376.12	0.00	0.00	0.00	376.12
310 YEARBOOK	13,863.04	0.00	0.00	0.00	13,863.04
320 YOUTH TO YOUTH	-2,269.86	230.00	124.75	0.00	-2,164.61
330 KIDS HELPING KIDS	5,175.39	90.00	689.36	0.00	4,576.03
340 RENAISSANCE PROGRAM	1,908.09	0.00	0.00	0.00	1,908.09
350 HAL	-10.50	10.50	0.00	0.00	0.00
C Academic Clubs Totals:	19,042.28	330.50	814.11	0.00	18,558.67
D Clubs and Organizations					
400 STUDENT COUNCIL	254.67	998.50	0.00	0.00	1,253.17
410 VOLLEYBALL CLUB	0.00	0.00	0.00	0.00	0.00
420 LEADERSHIP	1,517.39	0.00	0.00	0.00	1,517.39
430 BOOK CLUB	324.16	0.00	0.00	0.00	324.16
440 SCRAPBOOK CLUB	5.50	0.00	0.00	0.00	5.50
442 FCS CLUB	0.77	0.00	0.00	0.00	0.77
450 ARTS & CRAFTS CLUB	39.09	0.00	0.00	0.00	39.09
460 PHOTOGRAPHY CLUB	79.58	0.00	0.00	0.00	79.58
470 BUILDER'S CLUB	776.35	179.00	0.00	0.00	955.35
480 DRAMA CLUB	38.32	0.00	0.00	0.00	38.32
D Clubs and Organizations Totals:	3,035.83	1,177.50	0.00	0.00	4,213.33
E School Custodial Accounts					
500 MUSIC	1,094.20	109.90	235.00	0.00	969.10
501 BAND	1,345.40	60.00	0.00	0.00	1,405.40
505 ART CLASS	0.00	0.00	0.00	0.00	0.00
509 8TH GRADE FAREWELL	1,740.00	0.00	0.00	0.00	1,740.00
510 TRANSPORTATION	981.95	0.00	55.94	0.00	926.01
511 SPECIAL EVENTS	3,578.68	0.00	0.00	0.00	3,578.68
512 HELP FUND	-5,481.25	6,400.00	2,400.00	0.00	-1,481.25
515 FACULTY VENDING FUND	402.22	0.00	91.73	0.00	310.49
520 TEACHERS HOSPITALITY FUND	629.90	290.00	182.59	0.00	737.31
525 AMS T-SHIRT SALES	2,207.12	2,962.00	462.00	0.00	4,707.12
528 A.P.E. T-SHIRTS	98.10	18.00	0.00	0.00	116.10
530 OUTDOOR CLASSROOM	1,665.08	0.00	0.00	0.00	1,665.08
535 SCIENCE BREAKAGE	0.99	0.00	0.00	0.00	0.99
540 INDUSTRIAL ARTS	1,746.25	0.00	0.00	0.00	1,746.25
542 FAMILY CONSUMER SCIENCE	801.23	0.00	77.66	0.00	723.57
544 JUMP START	0.00	0.00	0.00	0.00	0.00
545 LIBRARY	1,349.50	1,779.77	0.00	0.00	3,129.27
555 FITNESS ROOM	945.86	0.00	0.00	0.00	945.86
570 FIELD TRIPS-SPECIAL AREA	0.00	0.00	0.00	0.00	0.00
576 FIELD TRIPS-6 GR.	-640.40	72.00	978.00	0.00	-1,546.40

Current Cash Balance Report

Date: 11/01/2008 thru 11/30/2008

66 Arranged by:
Group ID and Activity Number

Activity Number and Name	Beginning Cash	Receipts	Disbursements	Adjustments	Cash Balance
577 FIELD TRIPS-7 GR.	-1,164.70	184.00	0.00	0.00	-980.70
578 FIELD TRIPS-8 GR.	136.28	0.00	0.00	0.00	136.28
580 OTHER SCHOOL CUSTODIAL	134.90	0.00	0.00	0.00	134.90
590 TEAM 6A	176.74	0.00	0.00	0.00	176.74
591 TEAM 6B	0.00	0.00	0.00	0.00	0.00
592 TEAM 6C	227.74	0.00	0.00	0.00	227.74
593 TEAM 7A	0.00	0.00	0.00	0.00	0.00
594 TEAM 7B	34.69	0.00	0.00	0.00	34.69
595 TEAM 7C	0.00	0.00	0.00	0.00	0.00
596 TEAM 8A	2.10	0.00	0.00	0.00	2.10
597 TEAM 8B	121.74	0.00	0.00	0.00	121.74
598 TEAM 8C	100.63	0.00	0.00	0.00	100.63
E School Custodial Accounts Totals:	12,234.95	11,875.67	4,482.92	0.00	19,627.70
G Investments					
700 SAVINGS	-10,376.54	0.00	0.00	0.00	-10,376.54
710 INTEREST ON SAVINGS	5,376.54	0.00	0.00	0.00	5,376.54
G Investments Totals:	-5,000.00	0.00	0.00	0.00	-5,000.00
Q FIELD TRIP FEES					
1350 HAL FIELD TRIPS	0.00	0.00	0.00	0.00	0.00
1570 FIELD TRIPS-SPECIAL AREA	0.00	0.00	0.00	0.00	0.00
1576 FIELD TRIPS-6 GR.	1,469.50	0.00	0.00	0.00	1,469.50
1577 FIELD TRIPS-7 GR.	1,996.00	0.00	0.00	0.00	1,996.00
1578 FIELD TRIPS-8 GR.	0.00	0.00	0.00	0.00	0.00
Q FIELD TRIP FEES Totals:	3,465.50	0.00	0.00	0.00	3,465.50
R CLUB FEES					
1420 LEADERSHIP	0.00	0.00	0.00	0.00	0.00
2300 SCIENCE CLUB	0.00	0.00	0.00	0.00	0.00
2320 YOUTH TO YOUTH	1,470.00	1,820.00	0.00	0.00	3,290.00
2400 STUDENT COUNCIL	0.00	0.00	0.00	0.00	0.00
2410 VOLLEYBALL CLUB	0.00	0.00	0.00	0.00	0.00
2430 BOOK CLUB	0.00	0.00	0.00	0.00	0.00
2440 SCRAPBOOK CLUB	0.00	0.00	0.00	0.00	0.00
2442 FCS CLUB	0.00	0.00	0.00	0.00	0.00
2450 ARTS & CRAFTS CLUB	0.00	0.00	0.00	0.00	0.00
2460 PHOTOGRAPHY CLUB	0.00	0.00	0.00	0.00	0.00
2500 MUSIC CLUB	1,229.30	0.00	0.00	0.00	1,229.30
2501 BAND CLUB	0.00	935.00	0.00	0.00	935.00
2544 JUMP START	0.00	0.00	0.00	0.00	0.00
R CLUB FEES Totals:	2,699.30	2,755.00	0.00	0.00	5,454.30
S ATHLETIC FEES					
3205 ATHLETICS	3,485.00	0.00	0.00	0.00	3,485.00
S ATHLETIC FEES Totals:	3,485.00	0.00	0.00	0.00	3,485.00
Report Totals:	81,111.42	16,834.88	7,422.64	0.00	90,523.66

Current Cash Balance Report

Date: 11/01/2008 thru 11/30/2008

Group ID and Activity Number

Activity Number and Name	Beginning Cash	Receipts	Disbursements	Adjustments	Cash Balance
A GENERAL FUND					
100 General Fund	3,966.80	140.35	704.96	0.00	3,402.19
110 Student Vending	2,389.18	0.00	0.00	0.00	2,389.18
115 Staff Vending	100.56	0.00	31.14	0.00	69.42
120 Staff Contests	7.88	0.00	0.00	0.00	7.88
A GENERAL FUND Totals:	6,464.42	140.35	736.10	0.00	5,868.67
D SCHOOL CUSTODIAL ACCOUNTS					
400 Library	495.93	0.00	5.95	0.00	489.98
405 FCS - Family Consumer Science	129.32	0.00	0.00	0.00	129.32
410 Field Trips	69.91	0.00	649.68	0.00	-579.77
415 Hospitality	1,401.67	16.00	40.49	0.00	1,377.18
420 IT LAB - Industrial Technology	234.73	858.08	329.40	0.00	763.41
425 Art	5.00	0.00	0.00	0.00	5.00
430 Spirit Wear	666.08	1,016.00	0.00	0.00	1,682.08
435 Book Fines	736.34	0.00	0.00	0.00	736.34
440 School Improvements	3,269.75	0.00	0.00	0.00	3,269.75
445 Book Store	-59.65	0.00	0.00	0.00	-59.65
450 PE Shirts	597.71	26.00	0.00	0.00	623.71
455 Jump Start Camp	189.07	0.00	0.00	0.00	189.07
460 Lunch and Learn	7.20	0.00	42.01	0.00	-34.81
465 Guidance Activities	342.21	23.00	0.00	0.00	365.21
470 FRPLS	-125.00	125.00	0.00	0.00	0.00
D SCHOOL CUSTODIAL ACCOUNTS Totals:	7,960.27	2,064.08	1,067.53	0.00	8,956.82
E PROGRAMS					
500 B.A.S.E.	-319.13	0.00	139.97	0.00	-459.10
E PROGRAMS Totals:	-319.13	0.00	139.97	0.00	-459.10
F ATHLETICS and ACTIVITIES					
600 Athletics Program	-937.16	432.50	1,321.92	0.00	-1,826.58
605 Clubs and Activities	22.20	0.00	0.00	0.00	22.20
610 Student Council	2,338.90	0.00	0.00	0.00	2,338.90
615 Youth to Youth	31.71	383.75	1,259.20	0.00	-843.74
620 Emissary / Peer Mediation / Tutor	0.00	0.00	0.00	0.00	0.00
625 FCS Club	42.53	0.00	0.00	0.00	42.53
630 Swing Choir Club	-1,106.38	0.00	0.00	0.00	-1,106.38
635 Environmental Club	242.09	0.00	0.00	0.00	242.09
640 Yearbook	14,411.51	387.00	0.00	0.00	14,798.51
645 Art Club	28.43	0.00	0.00	0.00	28.43
650 HAL	31.06	0.00	0.00	0.00	31.06
655 Dance Club	3.71	0.00	0.00	0.00	3.71
660 Jazz Band	-13.03	0.00	0.00	0.00	-13.03
665 Drama Club	0.00	0.00	0.00	0.00	0.00
670 Cross Country Club	8.47	0.00	0.00	0.00	8.47
675 Solo and Ensemble Contest	602.52	0.00	602.52	0.00	0.00
680 Future Educators Club	16.67	0.00	0.00	0.00	16.67
685 Debate Club	-0.10	0.00	0.00	0.00	-0.10
690 Science Club	0.00	0.00	0.00	0.00	0.00
F ATHLETICS and ACTIVITIES Totals:	15,723.13	1,203.25	3,183.64	0.00	13,742.74
G INVESTMENTS					
700 Savings	0.00	0.00	0.00	0.00	0.00
705 Checking Interest	1,335.95	29.63	0.00	0.00	1,365.58
710 Interest on Savings	0.00	0.00	0.00	0.00	0.00
G INVESTMENTS Totals:	1,335.95	29.63	0.00	0.00	1,365.58

X *John Smith* 12/10/08
 X *Phonetic* 12/10/08

ALL Data

Current Cash Balance Report

68Arranged by:

Date: 11/01/2008 thru 11/30/2008

Group ID and Activity Number

Activity Number and Name	Beginning Cash	Receipts	Disbursements	Adjustments	Cash Balance
Q FIELD TRIP FEES					
1000 Field Trips	549.55	264.50	0.00	0.00	814.05
Q FIELD TRIP FEES Totals:	<u>549.55</u>	<u>264.50</u>	<u>0.00</u>	<u>0.00</u>	<u>814.05</u>
R CLUB FEES					
2455 Jump Start Camp	0.00	0.00	0.00	0.00	0.00
2610 Student Council	0.00	0.00	0.00	0.00	0.00
2615 Youth-to-Youth	0.00	1,489.00	0.00	0.00	1,489.00
2625 FCS Club	0.00	0.00	0.00	0.00	0.00
2630 Swing Choir	1,128.00	0.00	0.00	0.00	1,128.00
2635 Environmental Club	93.31	0.00	0.00	0.00	93.31
2645 Art Club	0.00	0.00	0.00	0.00	0.00
2650 HAL	0.00	0.00	0.00	0.00	0.00
2655 Dance Club	0.00	0.00	0.00	0.00	0.00
2665 Drama Club	0.00	0.00	0.00	0.00	0.00
2670 Cross Country Club	0.00	0.00	0.00	0.00	0.00
2690 Science Club Fees	0.00	0.00	0.00	0.00	0.00
R CLUB FEES Totals:	<u>1,221.31</u>	<u>1,489.00</u>	<u>0.00</u>	<u>0.00</u>	<u>2,710.31</u>
S ATHLETIC FEES					
3000 Athletics	6,036.83	2,870.00	0.00	0.00	8,906.83
S ATHLETIC FEES Totals:	<u>6,036.83</u>	<u>2,870.00</u>	<u>0.00</u>	<u>0.00</u>	<u>8,906.83</u>
T PROGRAM FEES					
4500 B.A.S.E. FEES	3,190.00	1,368.00	0.00	0.00	4,558.00
T PROGRAM FEES Totals:	<u>3,190.00</u>	<u>1,368.00</u>	<u>0.00</u>	<u>0.00</u>	<u>4,558.00</u>
Report Totals:	<u>42,162.33</u>	<u>9,428.81</u>	<u>5,127.24</u>	<u>0.00</u>	<u>46,463.90</u>

Current Cash Balance Report

ALL Data

Date: 11/01/2008 thru 11/30/2008

69 Arranged by:

Group ID and Activity Number

Activity Number and Name	Beginning Cash	Receipts	Disbursements	Adjustments	Cash Balance
A GENERAL FUNDS					
100 VENDING MACHINES	1,500.00	0.00	0.00	0.00	1,500.00
105 STAFF VENDING MACHINES	-427.31	0.00	10.50	0.00	-437.81
110 GENERAL	-2,121.97	2,642.00	2,396.43	0.00	-1,876.40
120 PENCIL FUND (SCHOOL IMPROV.)	531.03	59.75	600.01	0.00	-9.23
150 INTEREST EARNED CHECKING	1,395.52	0.00	0.00	0.00	1,395.52
170 INTEREST EARNED SAVINGS	13,359.15	0.00	0.00	0.00	13,359.15
180 BUILDING IMPROVEMENTS FUND	0.00	0.00	0.00	0.00	0.00
190 PAYBAC FUND	192.16	0.00	0.00	0.00	192.16
A GENERAL FUNDS Totals:	14,428.58	2,701.75	3,006.94	0.00	14,123.39
B ATHLETICS					
200 ATHLETICS PROGRAM	809.75	625.00	1,426.03	0.00	8.72
B ATHLETICS Totals:	809.75	625.00	1,426.03	0.00	8.72
C ACADEMIC CLUBS					
305 ART CLUB	75.64	0.00	0.00	0.00	75.64
310 YEARBOOKS	-1,094.24	0.00	0.00	0.00	-1,094.24
315 BOWLING CLUB	197.06	0.00	0.00	0.00	197.06
320 FAMILY CONSUMER SCIENCE CLUB	-31.55	0.00	0.00	0.00	-31.55
330 DRAMA	116.67	0.00	0.00	0.00	116.67
350 SKI CLUB	45.80	0.00	0.00	0.00	45.80
C ACADEMIC CLUBS Totals:	-690.62	0.00	0.00	0.00	-690.62
D CLUBS AND ORGANIZATIONS					
400 STUDENT COUNCIL	3,702.93	197.00	254.73	0.00	3,645.20
425 SPARKS	266.95	43.15	1,060.98	0.00	-750.88
D CLUBS AND ORGANIZATIONS Totals:	3,969.88	240.15	1,315.71	0.00	2,894.32
E SCHOOL CUSTODIAL ACCOUNTS					
500 BAND	12.94	0.00	0.00	0.00	12.94
502 HOSPITALITY	1,770.33	10.00	47.99	0.00	1,732.34
503 TREE FUND	536.54	2,900.00	0.00	0.00	3,436.54
504 ROTARY ACTIVITY FUND	135.77	0.00	25.00	0.00	110.77
505 FINES	3,042.44	0.00	1,015.00	0.00	2,027.44
506 MONTESSORI (6TH)	28.60	0.00	0.00	0.00	28.60
508 MONTESSORI 7/8	-1,780.68	0.00	0.00	0.00	-1,780.68
510 FIELD TRIPS	341.52	0.00	0.00	0.00	341.52
511 NEW TEACHER FUND	545.95	0.00	0.00	0.00	545.95
512 PALS	46.11	0.00	0.00	0.00	46.11
513 MONTESSORI SUPPORT FUND	2,624.87	0.00	0.00	0.00	2,624.87
514 LACEY LEGACY FUND	91.44	0.00	0.00	0.00	91.44
515 ASSIGNMENT NOTEBOOKS	1,019.15	0.00	0.00	0.00	1,019.15
516 6A SUPPORT FUND	-51.22	0.00	0.00	82.01	30.79
517 6B SUPPORT FUND	-38.58	0.00	0.00	82.03	43.45
518 7A SUPPORT FUND	-690.05	0.00	252.56	-81.07	-1,023.68
519 7B SUPPORT FUND	-590.44	0.00	252.56	-81.05	-924.05
520 LIBRARY	416.44	571.49	587.24	0.00	400.69
521 7C SUPPORT FUND	0.00	0.00	0.00	0.00	0.00
522 8A SUPPORT FUND	-100.86	0.00	0.00	82.02	-18.84
523 8B SUPPORT FUND	36.65	0.00	0.00	82.07	118.72
525 M.S. ALTERNATIVE PROGRAM	-336.26	0.00	63.00	63.00	-336.26
528 H.A.L. TRIPS	0.00	0.00	0.00	0.00	0.00
529 MENTORING HOMEROOMS FUND	88.84	33.50	0.00	0.00	122.34
531 "GOOD FRIENDS" FUND	34.44	0.00	13.12	0.00	21.32
532 "APPLE TREE" DONATIONS	224.00	0.00	0.00	0.00	224.00

Current Cash Balance Report

Date: 11/01/2008 thru 11/30/2008

Group ID and Activity Number

Activity Number and Name	Beginning Cash	Receipts	Disbursements	Adjustments	Cash Balance
533 BACKPACK PROGRAM	7.57	0.00	0.00	0.00	7.57
534 ASSET SUMMIT	0.00	0.00	0.00	0.00	0.00
535 VOCAL MUSIC	35.13	0.00	180.00	0.00	-144.87
536 READING LOUNGE	92.00	0.00	0.00	0.00	92.00
537 ASAP	0.00	0.00	191.86	0.00	-191.86
538 TIME TRAVELERS	0.00	0.00	0.00	-492.18	-492.18
540 FUNDRAISER 98-99, LIBRARY	0.00	0.00	0.00	0.00	0.00
545 ORCHESTRA	50.86	0.00	0.00	0.00	50.86
550 SUMMER SCHOOL	0.00	0.00	0.00	0.00	0.00
555 FUNDRAISER '07-'08	2,685.60	0.00	2,685.60	0.00	0.00
560 PHYSICAL EDUCATION	266.91	0.00	0.00	0.00	266.91
570 CYCLONE PARENT DONATIONS	3,978.61	0.00	0.00	0.00	3,978.61
575 ART FEES	270.61	0.00	0.00	0.00	270.61
580 SEWING (HAAN CRAFT KITS)	89.69	10.00	0.00	0.00	99.69
585 ENVIRONMENTAL EDUCATION	0.00	0.00	0.00	0.00	0.00
586 7TH GR. ENRICHMENT	7.44	75.80	0.00	0.00	83.24
587 CARTRIDGES FOR KIDS	156.10	0.00	0.00	0.00	156.10
588 FUNDRAISER 08-09	12,629.83	1,010.80	8,603.41	-63.00	4,974.22
590 TECHNOLOGY EDUCATION	1,398.83	81.50	0.00	0.00	1,480.33
595 FUNDRAISER '01-'02 (COMMONS, CAMPUS, SIGN,	0.00	0.00	0.00	0.00	0.00
599 MUSIC SHIRTS	0.00	0.00	1,946.75	0.00	-1,946.75
E SCHOOL CUSTODIAL ACCOUNTS Totals:	29,077.12	4,693.09	15,864.09	-326.17	17,579.95
F DISTRICT CUSTODIAL ACCOUNTS					
620 CONFERENCE ACCOUNT	0.00	0.00	0.00	0.00	0.00
F DISTRICT CUSTODIAL ACCOUNTS Totals:	0.00	0.00	0.00	0.00	0.00
G INVESTMENTS					
700 SAVINGS	-30,413.82	0.00	0.00	0.00	-30,413.82
710 INTEREST ON SAVINGS	0.00	0.00	0.00	0.00	0.00
G INVESTMENTS Totals:	-30,413.82	0.00	0.00	0.00	-30,413.82
Q FIELD TRIP FEES					
1005 6A FIELD TRIPS	0.00	0.00	0.00	0.00	0.00
1010 6B FIELD TRIPS	0.00	0.00	0.00	0.00	0.00
1020 6TH GRADE FIELD TRIPS	0.00	0.00	0.00	0.00	0.00
1030 7A FIELD TRIPS	-163.09	0.00	0.00	163.09	0.00
1035 7B FIELD TRIPS	-172.58	0.00	0.00	163.08	-9.50
1045 7TH GRADE FIELD TRIPS	1,928.80	0.00	0.00	0.00	1,928.80
1050 8A FIELD TRIPS	0.00	0.00	0.00	0.00	0.00
1055 8B FIELD TRIPS	0.00	0.00	0.00	0.00	0.00
1065 8TH GRADE FIELD TRIPS	0.00	0.00	0.00	0.00	0.00
1075 FRENCH FIELD TRIPS	0.00	0.00	0.00	0.00	0.00
1080 GERMAN FIELD TRIPS	0.00	0.00	0.00	0.00	0.00
1085 SPANISH FIELD TRIPS	0.00	0.00	0.00	0.00	0.00
1506 MONTESSORI (6) FIELD TRIPS	0.00	0.00	0.00	0.00	0.00
1508 MONTESSORI (7,8) FIELD TRIPS	1,660.00	0.00	0.00	0.00	1,660.00
1525 MSAP FIELD TRIPS	181.00	0.00	0.00	0.00	181.00
1528 H.A.L. FIELD TRIPS	0.00	0.00	0.00	0.00	0.00
Q FIELD TRIP FEES Totals:	3,434.13	0.00	0.00	326.17	3,760.30
R CLUB FEES					
2305 ART CLUB	140.00	20.00	0.00	0.00	160.00
2315 BOWLING CLUB	510.00	0.00	0.00	0.00	510.00
2320 FAMILY CONSUMER SCIENCE CLUB	77.00	0.00	0.00	0.00	77.00
2330 DRAMA CLUB	0.00	0.00	0.00	0.00	0.00

Current Cash Balance Report

ALL Data

7 Arranged by:

Date: 11/01/2008 thru 11/30/2008

Group ID and Activity Number

Activity Number and Name	Beginning Cash	Receipts	Disbursements	Adjustments	Cash Balance
2350 SKI CLUB	0.00	0.00	0.00	0.00	0.00
2400 STUDENT COUNCIL	36.00	0.00	0.00	0.00	36.00
2425 SPARKS	1,134.00	36.00	0.00	0.00	1,170.00
2500 BAND	0.00	0.00	0.00	0.00	0.00
2535 VOCAL MUSIC	130.50	90.00	0.00	0.00	220.50
2545 ORCHESTRA	0.00	0.00	0.00	0.00	0.00
2600 MUSIC SHIRTS	1,901.50	0.00	0.00	0.00	1,901.50
R CLUB FEES Totals:	3,929.00	146.00	0.00	0.00	4,075.00
S ATHLETICS FEES					
3200 ATHLETICS	5,970.00	2,790.00	0.00	0.00	8,760.00
S ATHLETICS FEES Totals:	5,970.00	2,790.00	0.00	0.00	8,760.00
Z DO NOT USE CATEGORY					
340 DO NOT USE	0.00	0.00	0.00	0.00	0.00
501 DO NOT USE	0.00	0.00	0.00	0.00	0.00
509 DO NOT USE	0.00	0.00	0.00	0.00	0.00
524 DO NOT USE	0.00	0.00	0.00	0.00	0.00
526 DO NOT USE	0.00	0.00	0.00	0.00	0.00
527 DO NOT USE	0.00	0.00	0.00	0.00	0.00
530 DO NOT USE	0.00	0.00	0.00	0.00	0.00
565 DO NOT USE	0.00	0.00	0.00	0.00	0.00
2550 DO NOT USE	0.00	0.00	0.00	0.00	0.00
Z DO NOT USE CATEGORY Totals:	0.00	0.00	0.00	0.00	0.00
Report Totals:	30,514.02	11,195.99	21,612.77	0.00	20,097.24

Submitted by Michelle R. Kraft Bookkeeper

Approved by Patricia Owen Date 12-1-2008

Current Cash Balance Report

ALL Data

Date: 11/01/2008 thru 11/30/2008

Arranged by:
72
Group ID and Activity Number

Activity Number and Name	Beginning Cash	Receipts	Disbursements	Adjustments	Cash Balance
A GENERAL FUNDS					
100 VENDING	24,945.90	0.00	67.30	0.00	24,878.60
105 STAFF VENDING	382.02	0.00	1,227.00	0.00	-844.98
110 GENERAL FUND	2,444.65	18.00	0.00	0.00	2,462.65
112 PAYBAC	5,852.31	0.00	0.00	0.00	5,852.31
115 KIEWIT T-SHIRT-SALES/PROJECTS	26,121.79	0.00	369.88	0.00	25,751.91
116 CLASS/ACTIVITY T-SHIRTS	102.51	0.00	380.00	0.00	-277.49
117 BOOK ORDERS	10.60	0.00	0.00	0.00	10.60
119 SITE IMPROVEMENT	41,763.21	0.00	490.00	0.00	41,273.21
120 SCHOOL IMPROVEMENT TEAM	2,216.00	0.00	0.00	0.00	2,216.00
125 FUNDRAISER	14,500.56	25.00	0.00	0.00	14,525.56
130 BUS	1,668.41	0.00	150.00	0.00	1,518.41
140 RETIREMENT	942.25	0.00	0.00	0.00	942.25
150 PARENT/TEACHER RESOURCE LIB	595.53	0.00	0.00	0.00	595.53
155 TECHNOLOGY	0.00	0.00	0.00	0.00	0.00
165 ROTARY	621.91	0.00	0.00	0.00	621.91
167 KCC FUNDRAISER	6,663.05	0.00	0.00	0.00	6,663.05
170 SCHOLARSHIP	3,286.06	0.00	0.00	0.00	3,286.06
180 SPECIAL PROJECTS	1,439.71	0.00	0.00	0.00	1,439.71
185 LEARNING CENTER	930.13	0.00	0.00	0.00	930.13
190 STAFF DEVELOPMENT	1,786.59	0.00	75.74	0.00	1,710.85
195 STUDENT ACTIVITIES	1,777.94	0.00	360.00	0.00	1,417.94
196 PARENTS FOR TEACHER APPRECIATION	0.00	0.00	0.00	0.00	0.00
197 VOCAL MUSIC	0.00	0.00	0.00	0.00	0.00
198 KETV GRANT/LAURA THOREEN	61.25	0.00	0.00	0.00	61.25
199 RITONYA-ANNE PAGE	335.18	0.00	0.00	0.00	335.18
A GENERAL FUNDS Totals:	138,447.56	43.00	3,119.92	0.00	135,370.64
B ATHLETICS					
200 ATHLETICS	3,485.90	-30.00	991.92	0.00	2,463.98
205 SUMMER BB CAMP	236.47	0.00	0.00	0.00	236.47
210 MULTI-PURPOSE PROJECT	0.00	0.00	0.00	0.00	0.00
B ATHLETICS Totals:	3,722.37	-30.00	991.92	0.00	2,700.45
C ACADEMIC CLUBS					
300 INTERNATIONAL CLUB	0.00	0.00	0.00	0.00	0.00
305 VOLUNTEER CLUB	4,443.71	0.00	0.00	0.00	4,443.71
310 YEARBOOK	41,998.04	0.00	0.00	0.00	41,998.04
315 DRAMA CLUB	2,945.64	0.00	0.00	0.00	2,945.64
320 YOUTH-TO-YOUTH	1,665.36	0.00	0.00	0.00	1,665.36
325 STUDENT COUNCIL	527.53	250.00	0.00	0.00	777.53
330 SCIENCE CLUB	0.00	0.00	0.00	0.00	0.00
335 ART CLUB	46.58	0.00	22.32	0.00	24.26
355 SPEECH CLUB	0.00	0.00	0.00	0.00	0.00
360 DESTINATION IMAGINATION CLUB	0.00	0.00	0.00	0.00	0.00
C ACADEMIC CLUBS Totals:	51,626.86	250.00	22.32	0.00	51,854.54
D CLUBS AND ORGANIZATIONS					
420 SNACK AND STITCH	3.39	0.00	0.00	0.00	3.39
D CLUBS AND ORGANIZATIONS Totals:	3.39	0.00	0.00	0.00	3.39
E SCHOOL CUSTODIAL ACCOUNTS					
520 SOCIAL/HOSPITALITY	2,568.95	0.00	20.76	0.00	2,548.19
530 PE/LOCK	2,577.27	4.00	0.00	0.00	2,581.27
540 HOME ARTS	245.79	4.00	0.00	0.00	249.79
550 INDUSTRIAL ARTS	11,359.25	207.50	0.00	0.00	11,566.75

Current Cash Balance Report

ALL Data

Date: 11/01/2008 thru 11/30/2008

Arranged by:
73
Group ID and Activity Number

Activity Number and Name	Beginning Cash	Receipts	Disbursements	Adjustments	Cash Balance
560 ART CLASS	0.00	0.00	0.00	0.00	0.00
580 LIBRARY	2,809.15	0.00	129.20	0.00	2,679.95
581 6A FIELD TRIP	0.00	0.00	0.00	0.00	0.00
582 6B FIELD TRIP	0.00	0.00	0.00	0.00	0.00
583 6C FIELD TRIP	0.00	0.00	0.00	0.00	0.00
584 7A FIELD TRIP	-982.75	0.00	0.00	0.00	-982.75
585 7B FIELD TRIP	-931.50	0.00	0.00	0.00	-931.50
586 7C FIELD TRIP	-404.50	0.00	0.00	0.00	-404.50
587 8A FIELD TRIP	0.00	0.00	0.00	0.00	0.00
588 8B FIELD TRIP	0.00	0.00	435.84	0.00	-435.84
589 8C FIELD TRIP	0.00	0.00	358.80	0.00	-358.80
590 FRENCH FIELD TRIP	0.00	0.00	0.00	0.00	0.00
591 GERMAN FIELD TRIP	-28.03	0.00	30.59	0.00	-58.62
592 SPANISH FIELD TRIP	0.00	0.00	0.00	0.00	0.00
593 HAL FIELD TRIPS	-421.80	0.00	242.96	0.00	-664.76
594 AFTER SCHOOL PROGRAM	-9,416.37	0.00	669.47	0.00	-10,085.84
595 SUMMER SCHOOL PROGRAM	9.78	0.00	0.00	0.00	9.78
596 BAND FIELD TRIPS	0.00	0.00	0.00	0.00	0.00
597 BAND ACTIVITIES	0.00	0.00	0.00	0.00	0.00
E SCHOOL CUSTODIAL ACCOUNTS Totals:	7,385.24	215.50	1,887.62	0.00	5,713.12
F DISTRICT CUSTODIAL ACCOUNTS					
620 CONVENTION	0.00	0.00	0.00	0.00	0.00
F DISTRICT CUSTODIAL ACCOUNTS Totals:	0.00	0.00	0.00	0.00	0.00
G INVESTMENTS					
700 SAVINGS	-82,039.62	0.00	0.00	0.00	-82,039.62
710 INTEREST ON SAVINGS	57,637.62	0.00	0.00	0.00	57,637.62
G INVESTMENTS Totals:	-24,402.00	0.00	0.00	0.00	-24,402.00
Q FIELD TRIP FEES					
1581 6A FIELD TRIP	0.00	0.00	0.00	0.00	0.00
1582 6B FIELD TRIPS	0.00	0.00	0.00	0.00	0.00
1583 6C FIELD TRIPS	0.00	0.00	0.00	0.00	0.00
1584 7A FIELD TRIPS	982.75	0.00	0.00	0.00	982.75
1585 7B FIELD TRIPS	931.50	0.00	0.00	0.00	931.50
1586 7C FIELD TRIPS	404.50	0.00	0.00	0.00	404.50
1587 8A FIELD TRIPS	0.00	0.00	0.00	0.00	0.00
1588 8B FIELD TRIPS	0.00	726.00	0.00	0.00	726.00
1589 8C FIELD TRIPS	0.00	468.00	0.00	0.00	468.00
1590 FRENCH FIELD TRIPS	0.00	0.00	0.00	0.00	0.00
1591 GERMAN FIELD TRIPS	105.00	30.00	0.00	0.00	135.00
1592 SPANISH FIELD TRIPS	0.00	0.00	0.00	0.00	0.00
1593 HAL FIELD TRIPS	666.00	0.00	0.00	0.00	666.00
1596 BAND FIELD TRIPS	0.00	0.00	0.00	0.00	0.00
Q FIELD TRIP FEES Totals:	3,089.75	1,224.00	0.00	0.00	4,313.75
R CLUB FEES					
2320 YOUTH TO YOUTH CLUB	0.00	0.00	0.00	0.00	0.00
2335 ART CLUB	235.00	0.00	0.00	0.00	235.00
2350 CHESS CLUB	0.00	0.00	0.00	0.00	0.00
2355 SPEECH CLUB	0.00	0.00	0.00	0.00	0.00
2360 DESTINATION IMAGINATION CLUB	0.00	0.00	0.00	0.00	0.00
2420 SNACK AND STITCH CLUB	155.00	15.00	0.00	0.00	170.00
R CLUB FEES Totals:	390.00	15.00	0.00	0.00	405.00

Current Cash Balance Report

ALL Data

Date: 11/01/2008 thru 11/30/2008

Arranged by:
Group ID and Activity Number

Activity Number and Name	Beginning Cash	Receipts	Disbursements	Adjustments	Cash Balance
S ATHLETIC FEES					
3200 ATHLETICS	9,019.00	1,120.00	0.00	0.00	10,139.00
3205 SUMMER BB CAMP	0.00	0.00	0.00	0.00	0.00
S ATHLETIC FEES Totals:	9,019.00	1,120.00	0.00	0.00	10,139.00
T AFTER SCHOOL PROGRAM FEES					
6594 AFTER SCHOOL PROGRAM	8,660.00	3,863.00	0.00	0.00	12,523.00
6595 AFTER SCHOOL/SUMMER SCHOOL	180.00	0.00	0.00	0.00	180.00
T AFTER SCHOOL PROGRAM FEES Totals:	8,840.00	3,863.00	0.00	0.00	12,703.00
Report Totals:	198,122.17	6,700.50	6,021.78	0.00	198,800.89

Teresa Schuetz
 Lori Jase

1/12/09
 1-12-09

Current Cash Balance Report

Date: 11/01/2008 thru 11/30/2008

75 Arranged by:
Group ID and Activity Number

Activity Number and Name	Beginning Cash	Receipts	Disbursements	Adjustments	Cash Balance
A GENERAL FUNDS					
100 Vending (Student)	13,128.97	0.00	0.00	0.00	13,128.97
101 Vending (Pens & Pencils)	387.51	76.50	0.00	0.00	464.01
102 VENDING (CANDY)	0.00	0.00	0.00	0.00	0.00
103 VENDING (ICE CREAM)	0.00	0.00	0.00	0.00	0.00
104 Vending (Staff)	557.54	0.00	140.52	0.00	417.02
110 General	-3,747.97	194.27	1,175.53	5,080.60	351.37
115 Stalnaker Book Orders	0.00	0.00	0.00	0.00	0.00
120 Charvat Book Orders	0.00	0.00	0.00	0.00	0.00
125 Maust Book Orders	0.45	108.35	108.00	0.00	0.80
126 Brablec Book Orders	0.00	0.00	0.00	0.00	0.00
127 Bunnell Book Orders	0.00	0.00	0.00	0.00	0.00
128 Butler Book Orders	0.00	0.00	0.00	0.00	0.00
130 MEF Scholarship	30.33	0.00	0.00	0.00	30.33
135 Hospitality/Courtesy Fund	843.52	180.00	50.00	0.00	973.52
140 Not Used	0.00	0.00	0.00	0.00	0.00
145 Not Used	0.00	0.00	0.00	0.00	0.00
150 Not Used	0.00	0.00	0.00	0.00	0.00
A GENERAL FUNDS Totals:	11,200.35	559.12	1,474.05	5,080.60	15,366.02
B ATHLETICS					
200 Athletics	0.00	0.00	0.00	0.00	0.00
210 Football	-1,529.08	0.00	0.00	0.00	-1,529.08
220 Basketball	2,685.69	0.00	813.52	0.00	1,872.17
230 Volleyball	224.07	30.00	0.00	0.00	254.07
240 Wrestling	-932.10	0.00	0.00	0.00	-932.10
250 CROSS COUNTRY	0.00	0.00	0.00	0.00	0.00
260 Track & Field	-22.75	0.00	0.00	0.00	-22.75
B ATHLETICS Totals:	425.83	30.00	813.52	0.00	-357.69
C ACADEMIC CLUBS					
300 Annual	914.70	0.00	0.00	0.00	914.70
305 Art Club	422.67	40.00	0.00	0.00	462.67
306 Chess Club	-137.70	0.00	0.00	0.00	-137.70
310 Drama Club	-7,204.19	768.00	673.34	0.00	-7,109.53
313 Walking Club	0.00	0.00	0.00	0.00	0.00
315 Youth to Youth Club	128.46	0.00	122.68	0.00	5.78
317 FRENCH CLUB	0.00	0.00	0.00	0.00	0.00
318 MUSTANG MENTORS	-84.99	0.00	0.00	0.00	-84.99
320 SCIENCE CLUB	0.00	0.00	0.00	0.00	0.00
321 Scrapbook Club	33.98	0.00	0.00	0.00	33.98
325 SKI CLUB	0.00	0.00	0.00	0.00	0.00
330 Cross Country Club	-152.83	0.00	0.00	0.00	-152.83
335 VOLUNTEER CLUB	74.12	0.00	0.00	0.00	74.12
340 SPED CAMPING TRIP	0.00	0.00	0.00	0.00	0.00
345 Robotics & Engineering Club	696.19	0.00	0.00	0.00	696.19
350 Forensics	15.00	0.00	0.00	0.00	15.00
C ACADEMIC CLUBS Totals:	-5,294.59	808.00	796.02	0.00	-5,282.61
D CLUBS AND ORGANIZATIONS					
360 Stang Gang Spirit Club	-177.15	18.00	0.00	0.00	-159.15
400 Student Council	1,297.17	0.00	278.03	0.00	1,019.14
450 Mustang Scholar Retreat	-1,076.60	0.00	7,079.29	0.00	-8,155.89
D CLUBS AND ORGANIZATIONS Totals:	43.42	18.00	7,357.32	0.00	-7,295.90

Current Cash Balance Report

ALL Data

76 Arranged by:

Date: 11/01/2008 thru 11/30/2008

Group ID and Activity Number

Activity Number and Name	Beginning Cash	Receipts	Disbursements	Adjustments	Cash Balance
E SCHOOL CUSTODIAL ACCOUNTS					
500 Art Projects	329.15	0.00	0.00	0.00	329.15
501 Band Contest/Clinic	0.00	0.00	0.00	0.00	0.00
502 Swing Choir	-199.14	11.40	342.06	0.00	-529.80
503 Honor Choir	0.00	0.00	0.00	0.00	0.00
504 Jazz Band	0.00	0.00	0.00	0.00	0.00
505 NOT USED	0.00	0.00	0.00	0.00	0.00
506 6A Field Trips	0.00	0.00	0.00	0.00	0.00
507 6B Field Trips	0.00	0.00	0.00	0.00	0.00
508 7A Field Trips	63.86	0.00	0.00	0.00	63.86
509 7B Field Trips	11.65	0.00	0.00	0.00	11.65
510 8A Field Trips	0.00	0.00	0.00	0.00	0.00
511 8B Field Trips	0.00	0.00	0.00	0.00	0.00
512 Foreign Language Trip	0.00	0.00	0.00	0.00	0.00
513 Orchestra Contest/Clinic	0.00	0.00	0.00	0.00	0.00
515 Fund Raising	41,625.56	757.52	6,066.06	-5,080.60	31,236.42
520 GYM SUITS	29.30	0.00	0.00	0.00	29.30
525 Home Ec Projects	-232.94	704.20	665.57	244.03	49.72
526 Honors Band	0.00	0.00	0.00	0.00	0.00
527 HAL Field Trips	12.00	16.50	299.00	0.00	-270.50
530 Industrial Tech Projects	7,021.24	23.25	0.00	0.00	7,044.49
535 Instrument Rental	-65.00	0.00	0.00	0.00	-65.00
545 Library Activities	1,450.07	366.22	50.11	-244.03	1,522.15
550 LOCK	45.00	0.00	0.00	0.00	45.00
552 MATH/SCI SAT SCHOOL	0.00	0.00	0.00	0.00	0.00
555 Outdoor Education	-6,430.47	0.00	-901.35	0.00	-5,529.12
560 SITE BASE PLAN	0.00	0.00	0.00	0.00	0.00
570 Jump Start	-933.04	0.00	0.00	0.00	-933.04
E SCHOOL CUSTODIAL ACCOUNTS Totals:	42,727.24	1,879.09	6,521.45	-5,080.60	33,004.28
F DISTRICT CUSTODIAL ACCOUNTS					
600 NOT USED	0.00	0.00	0.00	0.00	0.00
620 NOT USED	0.00	0.00	0.00	0.00	0.00
F DISTRICT CUSTODIAL ACCOUNTS Totals:	0.00	0.00	0.00	0.00	0.00
G INVESTMENTS					
700 Investments	-34,479.91	0.00	0.00	0.00	-34,479.91
710 Interest from Savings	5,672.65	0.00	0.00	0.00	5,672.65
G INVESTMENTS Totals:	-28,807.26	0.00	0.00	0.00	-28,807.26
Q FIELD TRIP FEES					
1340 RESOURCE	0.00	0.00	0.00	0.00	0.00
1400 Student Council	0.00	0.00	0.00	0.00	0.00
1506 6A Field Trips	0.00	0.00	0.00	0.00	0.00
1507 6B Field Trips	0.00	0.00	0.00	0.00	0.00
1508 7A Field Trips	0.00	0.00	0.00	0.00	0.00
1509 7B Field Trips	0.00	0.00	0.00	0.00	0.00
1510 8A Field Trips	0.00	0.00	0.00	0.00	0.00
1511 8B Field Trips	0.00	0.00	0.00	0.00	0.00
1512 Foreign Language Trip	0.00	0.00	0.00	0.00	0.00
1527 HAL Field Trip	0.00	164.00	0.00	0.00	164.00
1555 Outdoor Education	7,750.00	0.00	0.00	0.00	7,750.00
1570 Jump Start	1,140.00	0.00	0.00	0.00	1,140.00
Q FIELD TRIP FEES Totals:	8,890.00	164.00	0.00	0.00	9,054.00

Current Cash Balance Report

ALL Data

Date: 11/01/2008 thru 11/30/2008

Arranged by:
Group ID and Activity Number

Activity Number and Name	Beginning Cash	Receipts	Disbursements	Adjustments	Cash Balance
R CLUB FEES					
2305 Art Club	360.00	0.00	0.00	0.00	360.00
2306 Chess Club	0.00	75.40	0.00	0.00	75.40
2310 Drama Club	9,918.00	895.00	0.00	0.00	10,813.00
2313 WALKING CLUB	0.00	0.00	0.00	0.00	0.00
2315 Youth to Youth	340.00	0.00	0.00	0.00	340.00
2321 Scrapbook Club	0.00	0.00	0.00	0.00	0.00
2330 Cross Country Club	74.25	0.00	0.00	0.00	74.25
2345 Robotics & Engineering Club	0.00	0.00	0.00	0.00	0.00
2350 Forensics	0.00	0.00	0.00	0.00	0.00
2360 Stang Gang Spirit Club	36.00	0.00	0.00	0.00	36.00
2504 Jazz Band	0.00	0.00	0.00	0.00	0.00
2513 Orchestra Contest/Clinic	0.00	0.00	0.00	0.00	0.00
2526 Honors Band	0.00	0.00	0.00	0.00	0.00
2535 Instrument Rental	850.00	0.00	0.00	0.00	850.00
R CLUB FEES Totals:	11,578.25	970.40	0.00	0.00	12,548.65
S ATHLETIC FEES					
3010 Football	2,205.00	0.00	0.00	0.00	2,205.00
3020 Basketball	320.00	1,430.00	0.00	0.00	1,750.00
3030 Volleyball	1,720.00	0.00	0.00	0.00	1,720.00
3040 Wrestling	0.00	0.00	0.00	0.00	0.00
3060 Track & Field	0.00	0.00	0.00	0.00	0.00
S ATHLETIC FEES Totals:	4,245.00	1,430.00	0.00	0.00	5,675.00
T AFTER SCHOOL PROGRAM FEES					
4500 Mustang Scholar Retreat	21,455.50	5,240.00	0.00	0.00	26,695.50
T AFTER SCHOOL PROGRAM FEES Totals:	21,455.50	5,240.00	0.00	0.00	26,695.50
Report Totals:	66,463.74	11,098.61	16,962.36	0.00	60,599.99

Joan Wilson
Principal

Tom Bartholomew
Bookkeeper

Current Cash Balance Report

Date: 11/01/2008 thru 11/30/2008

Arranged by:
Group ID and Activity Number

Activity Number and Name	Beginning Cash	Receipts	Disbursements	Adjustments	Cash Balance
A ACTIVITY GENERAL FUND					
100 Vending - Student	0.00	25.00	0.00	0.00	25.00
101 Coffee & Water Machines	331.45	15.00	123.20	0.00	223.25
102 Building Beautification	2,457.22	0.00	0.00	0.00	2,457.22
103 Vending machines-staff	681.23	0.00	0.00	0.00	681.23
110 General	-954.43	0.00	520.99	0.00	-1,475.42
150 Sweatshirt Sales	2,167.18	27.00	142.58	0.00	2,051.60
A ACTIVITY GENERAL FUND Totals:	4,682.65	67.00	786.77	0.00	3,962.88
B ATHLETICS/ACTIVITIES					
201 Athletics	-1,830.18	0.00	802.10	0.00	-2,632.28
202 Athletics Assistance from Rotary	578.50	0.00	0.00	0.00	578.50
B ATHLETICS/ACTIVITIES Totals:	-1,251.68	0.00	802.10	0.00	-2,053.78
C ACADEMIC CLUBS					
301 Yearbook	26,335.20	0.00	0.00	0.00	26,335.20
302 Swing/Girls' Choir	0.00	0.00	0.00	0.00	0.00
303 Jazz Band	0.00	0.00	0.00	0.00	0.00
C ACADEMIC CLUBS Totals:	26,335.20	0.00	0.00	0.00	26,335.20
D CLUBS AND ORGANIZATIONS					
401 Art Club	81.87	0.00	0.00	0.00	81.87
402 Chess Club	0.00	0.00	0.00	0.00	0.00
408 Science Club	0.00	0.00	0.00	0.00	0.00
409 Craft Club	0.00	0.00	0.00	0.00	0.00
410 Student Council	3,637.83	1,599.50	445.99	0.00	4,791.34
411 Youth to Youth	1,679.56	0.00	0.00	0.00	1,679.56
412 Writing Club	0.00	0.00	0.00	0.00	0.00
413 Wits Clash/Knowledge Masters	-37.98	0.00	0.00	0.00	-37.98
415 Photography Club	0.00	0.00	0.00	0.00	0.00
416 Literary Club	0.00	0.00	0.00	0.00	0.00
417 Summer Opportunities	0.00	0.00	0.00	0.00	0.00
420 Japanese Club	48.22	0.00	0.00	0.00	48.22
430 Sister Cities Club	85.96	0.00	0.00	0.00	85.96
501 TASC	-1,934.80	0.00	0.00	0.00	-1,934.80
D CLUBS AND ORGANIZATIONS Totals:	3,560.66	1,599.50	445.99	0.00	4,714.17
E ADMIN CUSTODIAL ACCOUNTS					
601 Employee Hospitality	-350.85	1,480.00	21.24	40.00	1,147.91
603 Gym Fees	488.37	7.00	0.00	0.00	495.37
604 Art	136.46	0.00	0.00	0.00	136.46
605 Book Fines	10,688.08	0.00	0.00	0.00	10,688.08
606 Library	444.75	0.00	0.00	0.00	444.75
610 8th Grade Farewell	1,451.34	0.00	0.00	0.00	1,451.34
612 Peer Tutor/Learning Center	0.00	0.00	0.00	0.00	0.00
618 Counseling	419.60	369.79	375.79	0.00	413.60
E ADMIN CUSTODIAL ACCOUNTS Totals:	13,277.75	1,856.79	397.03	40.00	14,777.51
F ACADEMIC CUSTODIAL ACCOUNTS					
701 HAL	530.71	26.60	0.00	0.00	557.31
702 Industrial Technology	870.65	584.50	0.00	0.00	1,455.15
703 Home Economics	577.01	0.00	544.40	0.00	32.61
704 TEAM 6A	0.00	0.00	47.11	0.00	-47.11
705 TEAM 6B	0.00	0.00	0.00	0.00	0.00
706 TEAM 7A	-34.86	0.00	0.00	0.00	-34.86
707 TEAM 7B	-30.16	0.00	0.00	0.00	-30.16
708 TEAM 8A	-36.96	0.00	0.00	0.00	-36.96
709 TEAM 8B	-27.87	0.00	0.00	0.00	-27.87

Current Cash Balance Report

Date: 11/01/2008 thru 11/30/2008

Arranged by:
Group ID and Activity Number

Activity Number and Name	Beginning Cash	Receipts	Disbursements	Adjustments	Cash Balance
710 TEAM 7C	0.00	0.00	0.00	0.00	0.00
711 TEAM 6C	0.00	0.00	0.00	0.00	0.00
712 TEAM 8C	0.00	0.00	36.56	0.00	-36.56
713 Field Trips - balance from prior years	941.69	0.00	0.00	0.00	941.69
714 6th grade field trips/team days	-2,439.80	0.00	0.00	0.00	-2,439.80
715 7th grade field trips/team days	0.00	0.00	0.00	0.00	0.00
716 8th grade field trips/team days	-3,158.03	0.00	0.00	0.00	-3,158.03
717 Exploratory Teams	16.43	0.00	0.00	0.00	16.43
719 Music	-141.13	0.00	175.00	0.00	-316.13
720 Orchestra	17.52	0.00	0.00	0.00	17.52
721 Band	0.00	0.00	0.00	0.00	0.00
722 Music field trips	1.00	0.00	0.00	0.00	1.00
723 Orchestra field trips	0.00	0.00	0.00	0.00	0.00
724 Band field trips	0.00	0.00	0.00	0.00	0.00
725 HAL Field trips	-64.00	0.00	260.00	0.00	-324.00
726 Foreign Language Field Trips	0.00	0.00	0.00	0.00	0.00
727 Youth to Youth Field Trips	0.00	0.00	0.00	0.00	0.00
728 Jump Start Program	-1,280.00	0.00	0.00	0.00	-1,280.00
729 Summer School	0.00	0.00	0.00	0.00	0.00
F ACADEMIC CUSTODIAL ACCOUNTS Totals:	-4,257.80	611.10	1,063.07	0.00	-4,709.77
H INVESTMENTS					
905 Interest on checking	2,612.61	55.98	0.00	0.00	2,668.59
H INVESTMENTS Totals:	2,612.61	55.98	0.00	0.00	2,668.59
I FUNDRAISERS					
1000 Parent Donations	930.00	30.00	0.00	0.00	960.00
1002 MAGAZINE SALES	5,988.80	139.50	755.79	0.00	5,372.51
1003 Entertainment Books	4,712.28	50.00	0.00	0.00	4,762.28
1004 J.C. Penney	0.00	0.00	0.00	0.00	0.00
1005 Target donation	1,172.39	0.00	0.00	0.00	1,172.39
1006 Donations	3,603.59	0.00	0.00	0.00	3,603.59
I FUNDRAISERS Totals:	16,407.06	219.50	755.79	0.00	15,870.77
Q Student Fees					
1205 6A field trips/team days	1,105.00	0.00	0.00	0.00	1,105.00
1210 6B Field trips/team day	0.00	0.00	0.00	0.00	0.00
1211 6C field trips/team days	1,404.00	0.00	0.00	0.00	1,404.00
1215 7A Field trips/team day	0.00	0.00	0.00	0.00	0.00
1220 7B Field trips/team day	0.00	0.00	0.00	0.00	0.00
1225 7C Field trips/team days	0.00	0.00	0.00	0.00	0.00
1230 8A Field trips/team days	1,694.00	0.00	0.00	0.00	1,694.00
1235 8B Field trip/team days	1,886.00	0.00	0.00	0.00	1,886.00
1240 8C Field trips/team days	0.00	0.00	0.00	0.00	0.00
1245 Foreign Language Field Trips	0.00	0.00	0.00	0.00	0.00
1246 Sister Cities Club Field Trips	0.00	0.00	0.00	0.00	0.00
1250 Vocal Music Field Trips	0.00	0.00	0.00	0.00	0.00
1255 Orchestra Field Trips	0.00	0.00	0.00	0.00	0.00
1260 HAL Field Trips	112.00	0.00	0.00	0.00	112.00
1265 Band Field Trips	0.00	0.00	0.00	0.00	0.00
1270 Journalism Field Trips	0.00	0.00	0.00	0.00	0.00
1275 Student Council Field Trips	0.00	0.00	0.00	0.00	0.00
1280 Jump Start	1,280.00	0.00	0.00	0.00	1,280.00
1281 Youth to Youth Field Trips	0.00	0.00	0.00	0.00	0.00
1285 Summer School	0.00	0.00	0.00	0.00	0.00
Q Student Fees Totals:	7,481.00	0.00	0.00	0.00	7,481.00

Current Cash Balance Report

Date: 11/01/2008 thru 11/30/2008

Arranged by:
Group ID and Activity Number **86**

Activity Number and Name	Beginning Cash	Receipts	Disbursements	Adjustments	Cash Balance
R Clubs/Activities					
2401 Art Club	0.00	0.00	0.00	0.00	0.00
2402 Chess Club	0.00	0.00	0.00	0.00	0.00
2409 Craft Club Fees	0.00	0.00	0.00	0.00	0.00
2420 Japanese Club	0.00	0.00	0.00	0.00	0.00
R Clubs/Activities Totals:	0.00	0.00	0.00	0.00	0.00
S Athletic Fees					
3201 Athletics	5,902.00	900.00	0.00	0.00	6,802.00
S Athletic Fees Totals:	5,902.00	900.00	0.00	0.00	6,802.00
T After School Program Fees					
2501 TASC	12,860.00	1,275.00	0.00	-40.00	14,095.00
T After School Program Fees Totals:	12,860.00	1,275.00	0.00	-40.00	14,095.00
Z UNUSED ACCOUNTS					
104 Freedom Shrine Donations	0.00	0.00	0.00	0.00	0.00
105 Dummy Account	0.00	0.00	0.00	0.00	0.00
149 Discretionary Spending	0.00	0.00	0.00	0.00	0.00
203 Concert Supervision	0.00	0.00	0.00	0.00	0.00
403 Computer Club	0.00	0.00	0.00	0.00	0.00
404 Drama Club	0.00	0.00	0.00	0.00	0.00
405 Environmental Club	0.00	0.00	0.00	0.00	0.00
406 Golf Club	0.00	0.00	0.00	0.00	0.00
407 Student Newspaper	0.00	0.00	0.00	0.00	0.00
414 Ski Club	0.00	0.00	0.00	0.00	0.00
418 Spirit Club	0.00	0.00	0.00	0.00	0.00
419 Engineering Club	0.00	0.00	0.00	0.00	0.00
421 Dulcimer Club	0.00	0.00	0.00	0.00	0.00
607 Parent Pack Organization	0.00	0.00	0.00	0.00	0.00
608 Leadership Workshop	0.00	0.00	0.00	0.00	0.00
609 Parent Pack Resource	0.00	0.00	0.00	0.00	0.00
611 Directory Advertisements	0.00	0.00	0.00	0.00	0.00
718 Packtime	0.00	0.00	0.00	0.00	0.00
800 Reimbursement account	0.00	0.00	0.00	0.00	0.00
801 Convention	0.00	0.00	0.00	0.00	0.00
802 Other District Custodial	0.00	0.00	0.00	0.00	0.00
1001 Auction	0.00	0.00	0.00	0.00	0.00
1007 Commercial Federal Donation	0.00	0.00	0.00	0.00	0.00
1008 Bemis Art Project	0.00	0.00	0.00	0.00	0.00
1009 Russell Night at Moe's	0.00	0.00	0.00	0.00	0.00
1100 PACKTime 6th grade	0.00	0.00	0.00	0.00	0.00
1102 PACKTime 7th grade	0.00	0.00	0.00	0.00	0.00
1103 PACKTime 8th grade	0.00	0.00	0.00	0.00	0.00
Z UNUSED ACCOUNTS Totals:	0.00	0.00	0.00	0.00	0.00
Report Totals:	87,609.45	6,584.87	4,250.75	0.00	89,943.57

Principal signature



Date 12/8/08

Administrative Assistant signature



Current Cash Balance Report

Date: 11/01/2008 thru 11/30/2008

81 Arranged by:
Group ID and Activity Number

Activity Number and Name	Beginning Cash	Receipts	Disbursements	Adjustments	Cash Balance
A ACTIVITY GENERAL					
100 PRIOR YEARS VENDING	192,284.87	0.00	3,986.16	0.00	188,298.71
105 MUSTANG MANIA GRANTS	7,841.30	0.00	579.80	0.00	7,261.50
110 GENERAL	4,134.13	422.49	1,584.62	0.00	2,972.00
115 MIT	53.88	0.00	0.00	0.00	53.88
120 ACTIVITIES SUPPORT	0.00	0.00	0.00	0.00	0.00
146 COKE/FOOD SERVICE	0.00	0.00	0.00	0.00	0.00
170 INTEREST OF CD'S	95,109.37	8,541.16	0.00	0.00	103,650.53
180 INTEREST ON CHECKING ACCOUNT	16,400.54	16.39	0.00	0.00	16,416.93
185 INTEREST ON MM FUND	25,119.94	313.81	0.00	0.00	25,433.75
190 MN SITE IMPROVEMENTS	3,573.01	0.00	2,992.91	0.00	580.10
225 MIGHTY MASCOT	381.24	0.00	0.00	0.00	381.24
A ACTIVITY GENERAL Totals:	344,898.28	9,293.85	9,143.49	0.00	345,048.64
B ATHLETICS/ACTIVITIES					
199 ATHLETIC GATE RECEIPTS	43,930.24	5,798.80	3,490.54	0.00	46,238.50
200 ACTIVITIES TRANSPORTATION	-13,222.83	205.00	4,698.99	0.00	-17,716.82
201 CONCESSIONS	10,142.01	1,914.88	4,605.56	0.00	7,451.33
202 ATHLETICS	74,782.03	30.00	2,330.05	0.00	72,481.98
203 SPORT FEES	-65.00	0.00	0.00	0.00	-65.00
204 ACTIVITY TICKETS	22,413.00	0.00	0.00	0.00	22,413.00
205 ATHLETIC CLOTHING	-9,638.63	286.00	0.00	0.00	-9,352.63
206 BASEBALL	0.00	0.00	0.00	0.00	0.00
207 BASKETBALL-BOYS	-3,431.65	0.00	507.86	0.00	-3,939.51
208 BASKETBALL - GIRLS	-753.67	0.00	507.86	0.00	-1,261.53
209 CROSS COUNTRY	-1,273.70	353.75	16.03	0.00	-935.98
211 FOOTBALL	-14,935.32	0.00	0.00	0.00	-14,935.32
212 GOLF	-1,740.22	0.00	282.24	0.00	-2,022.46
213 SOCCER - BOYS	-732.15	0.00	0.00	0.00	-732.15
214 SOCCER - GIRLS	-40.00	0.00	0.00	0.00	-40.00
216 SOFTBALL	-1,508.88	0.00	0.00	0.00	-1,508.88
217 SWIMMING	-4,647.45	0.00	1,844.44	0.00	-6,491.89
218 TENNIS	-1,413.26	0.00	0.00	0.00	-1,413.26
219 TRACK - BOYS	-1,520.50	0.00	330.00	0.00	-1,850.50
220 ENTRY FEES	-2,554.65	0.00	485.00	0.00	-3,039.65
221 TRACK - GIRLS	-2,584.35	0.00	440.00	0.00	-3,024.35
222 VOLLEYBALL	-4,362.44	0.00	400.00	0.00	-4,762.44
223 WRESTLING	-4,606.83	0.00	1,146.00	0.00	-5,752.83
224 ATHLETIC TRAINING	-4,607.82	0.00	0.00	0.00	-4,607.82
226 CHEERLEADING	0.00	0.00	504.00	0.00	-504.00
227 DANCE TEAM	-640.00	0.00	0.00	0.00	-640.00
230 OFFICIALS	-13,932.91	0.00	1,888.54	0.00	-15,821.45
235 DEBATE TRANSPORTATION	0.00	0.00	568.86	0.00	-568.86
240 FORENSIC TRANSPORTATION	0.00	0.00	3,451.16	0.00	-3,451.16
250 BAND/ORCHESTRA TACT	-18,834.69	0.00	141.12	0.00	-18,975.81
260 CHORAL TRANSPORTATION	-58.55	0.00	0.00	0.00	-58.55
B ATHLETICS/ACTIVITIES Totals:	44,161.78	8,588.43	27,638.25	0.00	25,111.96
C ACADEMIC CLUBS					
301 DECA	-5,039.70	450.00	3,672.64	0.00	-8,262.34
302 FRENCH CLUB	1,162.12	0.00	34.90	0.00	1,127.22
303 LATIN CLUB	89.85	779.00	0.00	0.00	868.85
305 SPANISH CLUB	566.52	352.00	1,299.50	0.00	-380.98
306 PRIOR YRS YEARBOOK	6,000.00	0.00	0.00	0.00	6,000.00

Current Cash Balance Report

Date: 11/01/2008 thru 11/30/2008

82 Arranged by:
Group ID and Activity Number

Activity Number and Name	Beginning Cash	Receipts	Disbursements	Adjustments	Cash Balance
307 GERMAN CLUB	25.25	0.00	0.00	0.00	25.25
308 YEARBOOK/STAMPEDE	19,263.46	2,105.00	0.00	0.00	21,368.46
309 NEWSPAPER/HOOFBEAT	7,545.90	450.00	2,402.11	0.00	5,593.79
311 ASTRONOMY CLUB	199.68	0.00	0.00	0.00	199.68
314 HISTORY CLUB	-776.75	119.20	0.00	0.00	-657.55
315 SPIRIT SHOP	10,665.35	2,311.00	452.56	26.00	12,549.79
316 FCCLA	5,661.12	1,212.00	194.34	0.00	6,678.78
317 MATH CLUB	38.82	0.00	0.00	0.00	38.82
325 VIA	1,592.44	0.00	79.90	0.00	1,512.54
515 JAPANESE CLUB	0.00	0.00	0.00	0.00	0.00
524 MULTI-CAT	316.63	0.00	0.00	0.00	316.63
614 BROADCAST CLUB	0.00	0.00	0.00	0.00	0.00
615 VICA/SKILLS USA	3,841.47	50.00	732.60	0.00	3,158.87
C ACADEMIC CLUBS Totals:	51,152.16	7,828.20	8,868.55	26.00	50,137.81
D CLUBS AND ORGANIZATIONS					
310 VARSITY/JV CHEER FUNDRAISER	-394.87	483.00	0.00	0.00	88.13
402 CHEER/DANCE UNIFORMS	-524.75	75.00	0.00	0.00	-449.75
406 DANCE TEAM FUNDRAISER	302.33	1,993.25	1,264.70	0.00	1,030.88
407 BASEBALL FR	2,347.93	0.00	0.00	0.00	2,347.93
408 INTERNATIONAL THESPIANS	-50.00	1,337.00	1,213.00	0.00	74.00
409 CHESS CLUB	478.83	0.00	0.00	0.00	478.83
410 CROSS COUNTRY FR	168.31	0.00	0.00	0.00	168.31
411 FOOTBALL FR	3,032.46	0.00	183.70	0.00	2,848.76
412 BOYS TRACK FR	240.13	0.00	0.00	0.00	240.13
413 VOLLEYBALL CONCESSIONS	0.00	0.00	0.00	0.00	0.00
414 GIRLS GOLF FR	951.33	0.00	0.00	0.00	951.33
417 BOYS SOCCER FR	122.54	0.00	0.00	0.00	122.54
418 GIRLS SWIM	57.42	0.00	0.00	0.00	57.42
419 SOFTBALL FR	181.06	2,465.00	1,960.00	0.00	686.06
420 SWIM FR	669.41	70.00	70.00	0.00	669.41
421 TENNIS FR	-95.00	0.00	0.00	0.00	-95.00
422 GIRLS TRACK FR	3,161.86	1,572.00	10.00	0.00	4,723.86
423 VOLLEYBALL FUNDRAISER	1,652.60	0.00	20.00	0.00	1,632.60
424 BOYS SWIM	72.11	0.00	0.00	0.00	72.11
425 LITERARY MAGAZINE	1,371.37	0.00	0.00	0.00	1,371.37
426 BAND	10,091.07	4,691.75	604.50	0.00	14,178.32
427 FLAGS	1,993.52	0.00	174.65	0.00	1,818.87
429 AMNESTY INTERNATIONAL	810.47	160.00	0.00	0.00	970.47
430 CHORAL	-1,788.03	1,592.59	1,405.41	-26.00	-1,626.85
431 ORCHESTRA	2,036.96	384.93	766.34	0.00	1,655.55
432 STUDENT COUNCIL	23,979.58	0.00	810.00	0.00	23,169.58
434 JUNIOR CLASS BOARD	9,594.57	0.00	280.00	0.00	9,314.57
435 SENIOR CLASS BOARD	3,749.70	0.00	0.00	0.00	3,749.70
437 NATIONAL HONOR SOCIETY	3,548.89	2,013.00	635.98	0.00	4,925.91
439 DEVELOPMENTAL ASSETS	450.00	319.75	553.00	0.00	216.75
440 MUSTANG MENTOR	1,316.74	0.00	0.00	0.00	1,316.74
444 INTRAMURAL SOCCER	-116.00	10.00	0.00	0.00	-106.00
450 INTRAMURALS	-92.55	0.00	0.00	0.00	-92.55
456 BOYS GOLF F/R	821.47	0.00	0.00	0.00	821.47
459 BOYS BASKETBALL CAMP	291.94	0.00	514.64	0.00	-222.70
466 WRESTLING FUNDRAISER	212.86	0.00	112.50	0.00	100.36
477 MILLARD BASKETBALL/OC	40.98	0.00	0.00	0.00	40.98

Current Cash Balance Report

Date: 11/01/2008 thru 11/30/2008

83 Arranged by:
Group ID and Activity Number

Activity Number and Name	Beginning Cash	Receipts	Disbursements	Adjustments	Cash Balance
480 BAND TRIP	-182,732.56	0.00	0.00	0.00	-182,732.56
500 NFL ACCOUNT	3,070.71	7,123.36	2,838.07	0.00	7,356.00
520 GIRLS BASKETBALL CAMP	1,719.44	0.00	0.00	0.00	1,719.44
600 GIRLS SOCCER F/R	542.69	0.00	0.00	0.00	542.69
D CLUBS AND ORGANIZATIONS Totals:	-106,712.48	24,290.63	13,416.49	-26.00	-95,864.34
E ADMIN CUSTODIAL ACCOUNTS					
601 COURTESY	3,215.02	40.00	132.99	0.00	3,122.03
602 CAREER DEVELOPMENT	882.85	0.00	0.00	0.00	882.85
603 PARKING STICKERS	38,054.56	869.45	2,660.37	0.00	36,263.64
605 FIELDTRIPS	688.27	0.00	1,360.52	0.00	-672.25
606 AFTER PROM	4.31	0.00	0.00	0.00	4.31
607 ART	1,980.69	0.00	0.00	0.00	1,980.69
608 GYM FEES	7,561.54	5.00	0.00	0.00	7,566.54
609 ART/SCHIMENTI	206.40	0.00	0.00	0.00	206.40
610 BOOK FINES & OTHER UNPAID OBLIGATIONS	12,898.55	0.00	60.00	0.00	12,838.55
611 INDUSTRIAL TECH	3,807.80	80.00	791.00	0.00	3,096.80
612 STAFF VENDING	20.75	0.00	78.15	0.00	-57.40
613 LIBRARY	529.70	28.46	105.99	0.00	452.17
616 TRANSCRIPT FEES	3,023.22	0.00	747.62	0.00	2,275.60
617 POOL	7,915.95	0.00	832.17	0.00	7,083.78
621 PE FIELDTRIPS	-331.83	0.00	230.56	0.00	-562.39
625 AP EXAMS	2,181.19	500.00	0.00	0.00	2,681.19
629 IB	0.00	84.00	315.00	0.00	-231.00
631 PSAT EXAM	-2,203.69	0.00	0.00	0.00	-2,203.69
675 SALBERG FIELDTRIPS	-389.64	0.00	389.92	0.00	-779.56
680 OTT FIELDTRIPS	-975.87	0.00	0.00	0.00	-975.87
E ADMIN CUSTODIAL ACCOUNTS Totals:	79,069.77	1,606.91	7,704.29	0.00	72,972.39
F ACADEMIC CUSTODIAL ACCOUNTS					
300 DEBATE	-1,574.49	0.00	1,340.50	0.00	-2,914.99
321 DRAMA	2,867.34	0.00	1,831.26	0.00	1,036.08
622 SPEECH	616.80	0.00	23.99	0.00	592.81
701 MANTARO/GRANT	5.85	0.00	0.00	0.00	5.85
750 FCS	479.21	0.00	19.50	0.00	459.71
751 ALEKS MATH PROGRAM	100.00	0.00	0.00	0.00	100.00
755 SENIOR CLASS ACTIVITIES	24,482.10	0.00	0.00	0.00	24,482.10
770 ADVERTISING	12,882.27	0.00	0.00	0.00	12,882.27
F ACADEMIC CUSTODIAL ACCOUNTS Totals:	39,859.08	0.00	3,215.25	0.00	36,643.83
G DISTRICT CUSTODIAL ACCOUNTS					
872 LEADERS SCHOLARSHIP	701.31	0.00	0.00	0.00	701.31
G DISTRICT CUSTODIAL ACCOUNTS Totals:	701.31	0.00	0.00	0.00	701.31
Q EXTRACURRICULAR					
1000 FIELDTRIPS	831.00	379.40	0.00	-108.00	1,102.40
1002 PE FIELDTRIPS	207.00	185.00	0.00	108.00	500.00
1005 BAND TRIP	149,417.00	73,889.00	1,440.00	0.00	221,866.00
1010 DC TRIP	0.00	0.00	0.00	0.00	0.00
1200 SCIENCE FIELDTRIP	0.00	0.00	0.00	0.00	0.00
1300 DEBATE NATIONALS	0.00	0.00	0.00	0.00	0.00
1301 DECA	5,325.00	3,335.00	0.00	0.00	8,660.00
1302 FRENCH CLUB	0.00	0.00	0.00	0.00	0.00
1303 LATIN CLUB	0.00	0.00	0.00	0.00	0.00
1305 SPANISH CLUB	0.00	0.00	0.00	0.00	0.00
1307 GERMAN CLUB	0.00	0.00	0.00	0.00	0.00

Current Cash Balance Report

Date: 11/01/2008 thru 11/30/2008

84 Arranged by:
Group ID and Activity Number

Activity Number and Name	Beginning Cash	Receipts	Disbursements	Adjustments	Cash Balance
1314 HISTORY CLUB TRIP	1,300.00	950.00	0.00	0.00	2,250.00
1316 FCCLA	1,425.00	0.00	0.00	0.00	1,425.00
1408 THESPIAN/DRAMA CLUB	0.00	0.00	0.00	0.00	0.00
1430 CHORAL TRIP	0.00	0.00	0.00	0.00	0.00
1431 ORCHESTRA TRIP	0.00	0.00	0.00	0.00	0.00
1450 INTRAMURALS	0.00	0.00	0.00	0.00	0.00
1515 JAPANESE CLUB	0.00	0.00	0.00	0.00	0.00
1615 VICA/SKILLS USA	400.00	145.00	0.00	0.00	545.00
1622 FORENSIC NATIONALS	0.00	180.00	0.00	0.00	180.00
1675 SALBERG FIELDTRIPS	688.00	553.00	0.00	0.00	1,241.00
1680 OTT FIELDTRIPS	856.00	0.00	0.00	0.00	856.00
2000 MUSIC ALLSTATE FEES	1,101.00	18.00	0.00	0.00	1,119.00
2005 CHEER/DANCE CAMP	0.00	0.00	0.00	0.00	0.00
4230 SUBS FOR FIELDTRIPS	0.00	0.00	0.00	0.00	0.00
5000 SPORTS PARTICIPATION FEE	46,066.00	1,395.00	0.00	0.00	47,461.00
5230 ONE ACT PARTICIPATION FEE	0.00	0.00	0.00	0.00	0.00
5235 DEBATE PARTICIPATION FEE	0.00	0.00	0.00	0.00	0.00
5240 FORENSIC PARTICIPATION FEE	0.00	0.00	0.00	0.00	0.00
5260 CHORAL PARTICIPATION FEE	0.00	0.00	0.00	0.00	0.00
Q EXTRACURRICULAR Totals:	207,616.00	81,029.40	1,440.00	0.00	287,205.40
R POST SECONDARY EDUCATION					
6625 AP EXAM FEES	0.00	0.00	0.00	0.00	0.00
6629 IB EXAM FEES	20,635.00	9,926.00	0.00	0.00	30,561.00
6631 PSAT EXAM	5,438.00	0.00	0.00	0.00	5,438.00
R POST SECONDARY EDUCATION Totals:	26,073.00	9,926.00	0.00	0.00	35,999.00
S BANKING					
999 STARTING CASH	-1,100.00	900.00	200.00	0.00	-400.00
S BANKING Totals:	-1,100.00	900.00	200.00	0.00	-400.00
Z INVESTMENTS					
900 CERTIFICATES OF DEPOSITS	-292,157.51	0.00	8,541.16	0.00	-300,698.67
905 MONEY MARKET FUND	-255,078.10	0.00	313.81	0.00	-255,391.91
Z INVESTMENTS Totals:	-547,235.61	0.00	8,854.97	0.00	-556,090.58
Report Totals:	138,483.29	143,463.42	80,481.29	0.00	201,465.42

Current Cash Balance Report

Date: 11/01/2008 thru 11/30/2008

Group ID and Activity Number

Activity Number and Name	Beginning Cash	Receipts	Disbursements	Adjustments	Cash Balance
A GENERAL ACCOUNT EXPENSES					
109 Public Relations	-571.03	0.00	140.81	0.00	-711.84
115 General Account	-4,380.30	0.00	0.00	0.00	-4,380.30
117 Damage and Loss Property	0.00	0.00	0.00	0.00	0.00
120 Extracurr Transportation	-9,071.47	0.00	71.53	0.00	-9,143.00
121 Athletic Transportation	-12,027.55	0.00	1,847.38	0.00	-13,874.93
140 Technology	0.00	0.00	0.00	0.00	0.00
142 Equipment Replacement / Repair	0.00	0.00	0.00	0.00	0.00
143 Building Maintenance	-165.00	0.00	55.00	0.00	-220.00
144 Pride Time	-305.00	0.00	0.00	0.00	-305.00
146 Academic Awards	0.00	0.00	0.00	0.00	0.00
147 Activity Support/Projects	-826.86	0.00	159.46	0.00	-986.32
148 Teachers Grants/Awards	0.00	0.00	0.00	0.00	0.00
151 Personnel Support	-4,536.43	0.00	266.38	0.00	-4,802.81
166 Wellness	845.08	0.00	0.00	0.00	845.08
199 Miscellaneous Bank Charges	-376.00	0.00	0.00	0.00	-376.00
A GENERAL ACCOUNT EXPENSES Totals:	-31,414.56	0.00	2,540.56	0.00	-33,955.12
B GENERAL ACCOUNT REVENUE					
100 Vending Machines-Coca-Cola	0.00	0.00	0.00	0.00	0.00
104 Staff Coke Fund	-542.27	0.00	0.00	0.00	-542.27
105 Sanitary Machines	47.25	0.00	0.00	0.00	47.25
152 Other Revenue	-2,369.88	108.88	0.00	0.00	-2,261.00
153 Graduation Revenue	0.00	0.00	0.00	0.00	0.00
155 PAYBAC Partners	522.76	120.00	0.00	0.00	642.76
158 Capital Outlay	43,472.42	0.00	0.00	0.00	43,472.42
190 Misc. Bank Credit Adjusments	0.00	0.00	0.00	0.00	0.00
901 Interest on Bus MM	104.86	0.00	0.00	0.00	104.86
902 Interest on Business Checking	668.52	216.21	0.00	0.00	884.73
B GENERAL ACCOUNT REVENUE Totals:	41,903.66	445.09	0.00	0.00	42,348.75
C ATHLETICS					
201 Concessions	12,175.37	1,943.51	4,055.84	-1,000.00	9,063.04
202 Athletics	-8,560.92	324.00	2,392.15	0.00	-10,629.07
203 Athletic Gate Receipts	36,276.61	0.00	0.00	0.00	36,276.61
204 Athletic Clothing	0.00	0.00	0.00	0.00	0.00
206 Athletic Tickets	17,375.00	0.00	0.00	0.00	17,375.00
207 Participation Fee	0.00	0.00	0.00	0.00	0.00
208 Sport Facility Use	0.00	0.00	0.00	0.00	0.00
210 Athletic Capital Outlay	244,952.90	0.00	0.00	0.00	244,952.90
211 Activities	0.00	0.00	0.00	0.00	0.00
212 Athletic Fundraisers	0.00	0.00	0.00	0.00	0.00
213 Summer Clinics	0.00	0.00	-30.00	0.00	30.00
214 Little Dribblers	3.21	0.00	0.00	0.00	3.21
216 Strength and Conditioning	-2,584.54	0.00	0.00	0.00	-2,584.54
220 Football	-19,732.67	0.00	178.53	0.00	-19,911.20
221 Volleyball	-3,242.39	75.00	57.62	0.00	-3,225.01
222 Softball	-4,136.23	0.00	0.00	0.00	-4,136.23
223 Tennis (Boys)	-1,055.75	0.00	0.00	0.00	-1,055.75
224 Tennis (Girls)	0.00	0.00	0.00	0.00	0.00
225 Golf (Boys)	-1,019.80	0.00	656.25	0.00	-1,676.05
226 Golf (Girls)	-1,480.13	0.00	0.00	0.00	-1,480.13
227 Wrestling	-2,890.99	0.00	8,767.71	0.00	-11,658.70
228 Soccer (Boys)	-1,543.14	0.00	123.77	0.00	-1,666.91

Current Cash Balance Report

Date: 11/01/2008 thru 11/30/2008

Group ID and Activity Number

Activity Number and Name	Beginning Cash	Receipts	Disbursements	Adjustments	Cash Balance
229 Soccer (Girls)	-1,729.08	0.00	123.76	0.00	-1,852.84
230 Baseball	0.00	0.00	1,917.50	0.00	-1,917.50
231 Cross Country (Boys)	-119.56	0.00	87.50	0.00	-207.06
232 Basketball (Boys)	-2,942.82	0.00	75.50	0.00	-3,018.32
233 Track (Boys)	39.82	0.00	0.00	0.00	39.82
234 Swimming (Boys)	-1,106.48	0.00	100.00	0.00	-1,206.48
235 NSAA Competitions	-819.00	17,575.71	15,338.36	0.00	1,418.35
240 Athletic Training	-1,843.36	0.00	2,408.60	0.00	-4,251.96
241 Cross Country (Girls)	-119.55	0.00	187.50	0.00	-307.05
242 Basketball (Girls)	-2,163.85	0.00	2,606.89	0.00	-4,770.74
243 Track (Girls)	0.00	0.00	0.00	0.00	0.00
244 Swimming (Girls)	-1,106.47	0.00	100.00	0.00	-1,206.47
915 Interest-Athletic Activity MM	104.85	0.00	0.00	0.00	104.85
2200 Summer Football	2,589.54	800.00	677.45	0.00	2,712.09
2221 Summer Volleyball	1,279.96	0.00	927.44	0.00	352.52
2222 Summer Softball	2,499.74	0.00	0.00	0.00	2,499.74
2228 Summer Boys Soccer	43.87	0.00	0.00	0.00	43.87
2229 Summer Girls Soccer	145.71	0.00	0.00	0.00	145.71
2230 Summer Baseball	2,175.58	0.00	0.00	0.00	2,175.58
2231 Summer Girls Basketball	2,623.41	0.00	267.15	0.00	2,356.26
2232 Summer Boys Basketball	3,192.28	0.00	394.55	0.00	2,797.73
C ATHLETICS Totals:	267,281.12	20,718.22	41,414.07	-1,000.00	245,585.27
D ORGANIZATIONS AND CLUBS					
301 DECA	-7,518.46	4,020.70	10,159.31	0.00	-13,657.07
302 French Club	2,469.15	60.05	361.13	0.00	2,168.07
303 LEO Club	567.76	0.00	1,497.00	0.00	-929.24
305 Spanish Club	91.30	0.00	0.00	0.00	91.30
307 German Club	987.45	283.50	470.02	0.00	800.93
310 National Forensics League	480.32	10,862.56	-125.37	0.00	11,468.25
311 Environmental Club	282.81	0.00	0.00	0.00	282.81
312 Forensics Club	494.93	60.00	298.50	0.00	256.43
314 Newspaper	9,503.93	0.00	56.08	0.00	9,447.85
315 Debate Club	34.00	0.00	0.00	0.00	34.00
316 Art Club	73.02	142.00	0.00	0.00	215.02
317 Play Production	1,213.72	1,693.00	2,255.00	0.00	651.72
318 Thespians	65.00	0.00	0.00	0.00	65.00
319 Athletic Trainers	-4.85	0.00	0.00	0.00	-4.85
385 Culinary Competition	0.00	0.00	0.00	0.00	0.00
395 Fashion Merchandising	5.08	0.00	0.00	0.00	5.08
399 Auditorium Manager	-2,374.61	0.00	874.02	0.00	-3,248.63
409 Band Dept Trips	-140,000.00	0.00	72,594.00	0.00	-212,594.00
410 Band	7,507.13	854.77	1,975.79	5,658.00	12,044.11
411 Choir	10,385.47	0.00	314.67	1,302.00	11,372.80
412 Orchestra	852.73	0.00	16.00	775.00	1,611.73
413 Entertainment Books	20,451.00	0.00	0.00	-7,735.00	12,716.00
414 Band Fundraising	10,250.03	0.00	0.00	0.00	10,250.03
415 Choir Fundraising	0.00	0.00	0.00	0.00	0.00
416 Orchestra Fundraising	5,626.20	0.00	0.00	0.00	5,626.20
417 Music Trip	0.00	0.00	0.00	0.00	0.00
481 Senior Class	1,663.12	260.00	260.00	0.00	1,663.12
482 Junior Class	-578.18	0.00	0.00	0.00	-578.18
499 VICA-Skills USA	738.20	0.00	243.50	0.00	494.70

Current Cash Balance Report

SELECTED Data

87 Arranged by:

Date: 11/01/2008 thru 11/30/2008

Group ID and Activity Number

Activity Number and Name	Beginning Cash	Receipts	Disbursements	Adjustments	Cash Balance
500 STARS	702.93	0.00	152.21	0.00	550.72
501 Student Council	4,913.94	33.00	683.94	0.00	4,263.00
502 National Honor Society	5,933.87	0.00	41.99	0.00	5,891.88
503 Drama Club	0.00	0.00	0.00	0.00	0.00
504 Literary Magazine	525.66	0.00	0.00	0.00	525.66
506 Chess Club	33.10	0.00	0.00	0.00	33.10
507 40 Assets	577.87	121.67	0.00	0.00	699.54
515 Dance Team	1,017.69	0.00	23.45	0.00	994.24
516 Cheerleading-Varsity	-1,377.02	56.00	867.50	700.00	-1,488.52
517 Cheerleading-JV	94.38	0.00	0.00	150.00	244.38
518 Cheerleading-Freshman	-32.84	0.00	0.00	150.00	117.16
519 Cheerleading Uniforms/Summer Camp	-6,696.70	146.40	0.00	0.00	-6,550.30
525 Prior Yrs Yearbook	8,363.84	0.00	0.00	0.00	8,363.84
527 Yearbook 07-08	5,657.95	45.00	2,755.18	0.00	2,947.77
528 Yearbook 08-09	3,915.00	2,920.00	0.00	0.00	6,835.00
555 FCCLA	84.74	0.00	113.00	0.00	-28.26
556 Future Educators of America	94.87	0.00	0.00	0.00	94.87
560 Patriot Post	27,962.60	2,013.01	4,840.45	0.00	25,135.16
580 International Leaders Club	0.00	0.00	0.00	0.00	0.00
590 Diversity Club	0.00	0.00	0.00	0.00	0.00
D ORGANIZATIONS AND CLUBS Totals:	-24,961.87	23,571.66	100,727.37	1,000.00	-101,117.58
E ADMINISTRATIVE CUSTODIAL					
599 Intramurals	126.95	0.00	0.00	0.00	126.95
601 Staff Courtesy Fund	1,566.93	0.00	85.44	0.00	1,481.49
602 Parking	26,179.26	910.00	-2,594.84	0.00	29,684.10
603 Field Trips	-676.72	0.00	0.00	0.00	-676.72
605 Pool Maintenance	3,603.64	318.00	1,805.47	0.00	2,116.17
607 Book Fines	14,484.83	78.50	24.32	0.00	14,539.01
610 Information Center	85.04	0.00	0.00	0.00	85.04
611 Advanced Placement	3,565.18	500.00	-41.00	0.00	4,106.18
613 Counseling Center	0.00	150.00	0.00	0.00	150.00
614 Transcripts	1,438.25	85.00	95.84	0.00	1,427.41
615 PSAT	-3,340.38	0.00	0.00	0.00	-3,340.38
616 Clearing Account	0.00	0.00	0.00	0.00	0.00
621 Graphics Tech	5.00	0.00	0.00	0.00	5.00
622 Construction Tech	2.94	403.67	461.70	0.00	-55.09
623 Manufacturing Tech	674.43	0.00	85.24	0.00	589.19
624 Foundation Tech	167.57	0.00	0.00	0.00	167.57
628 Athletic Trainers Class	0.25	0.00	0.00	0.00	0.25
630 Social Studies Texts	1,926.19	0.00	258.21	0.00	1,667.98
632 Lock Replacement	1,081.38	0.00	0.00	0.00	1,081.38
635 Library Book Fines	607.25	0.00	-13.60	0.00	620.85
636 Freshman Transition Day	0.00	0.00	0.00	0.00	0.00
640 Student ID Card Fee	277.44	20.00	0.00	0.00	297.44
641 School Planners	50.00	0.00	0.00	0.00	50.00
645 Family Consumer Science	21.50	0.00	0.00	0.00	21.50
648 MOBA Playhouse	1,062.92	0.00	0.00	0.00	1,062.92
656 Technology Magnet	7.64	0.00	0.00	0.00	7.64
660 PAEMST-Science National Award	62.95	0.00	0.00	0.00	62.95
679 New Frontier Book Fines	24.70	0.00	0.00	0.00	24.70
680 New Frontier (Grants/Donations)	12.03	0.00	0.00	0.00	12.03
681 New Frontier Chuck Wagon	271.43	74.00	209.40	0.00	136.03

Current Cash Balance Report

SELECTED Data

88 Arranged by:

Date: 11/01/2008 thru 11/30/2008

Group ID and Activity Number

Activity Number and Name	Beginning Cash	Receipts	Disbursements	Adjustments	Cash Balance
682 New Frontier Activity	56.68	0.00	0.00	0.00	56.68
683 Graduation Expense	0.00	0.00	0.00	0.00	0.00
684 Post-Prom	0.00	0.00	0.00	0.00	0.00
686 Contributions/Gifts	0.00	0.00	0.00	0.00	0.00
687 Next Frontier	0.00	0.00	0.00	0.00	0.00
688 New Addition	0.00	0.00	0.00	0.00	0.00
689 SpEd Activity	88.75	0.00	0.00	0.00	88.75
E ADMINISTRATIVE CUSTODIAL Totals:	53,434.03	2,539.17	376.18	0.00	55,597.02
Q Extracurricular Activities					
1000 Field Trips	454.60	409.50	0.00	0.00	864.10
2301 DECA	17,695.00	4,590.00	-32.50	0.00	22,317.50
2302 French Club	0.00	132.00	0.00	0.00	132.00
2303 LEO Club	1,779.00	0.00	0.00	0.00	1,779.00
2305 Spanish Club	21.00	0.00	0.00	0.00	21.00
2307 German Club	0.00	0.00	0.00	0.00	0.00
2310 National Forensics League	0.00	0.00	0.00	0.00	0.00
2312 Forensics	0.00	0.00	0.00	0.00	0.00
2314 Journalism Trip	750.00	0.00	0.00	0.00	750.00
2315 Debate Club	0.00	300.00	0.00	0.00	300.00
2316 Art Club	40.00	0.00	0.00	0.00	40.00
2317 Play Production	625.00	325.00	0.00	0.00	950.00
2318 Thespian Club	0.00	0.00	0.00	0.00	0.00
2319 Athletic Trainers Trip	0.00	0.00	0.00	0.00	0.00
2395 Fashion Merchandising	0.00	0.00	0.00	0.00	0.00
2409 Band Trip	117,068.00	67,859.75	0.00	0.00	184,927.75
2411 Choir Trip	0.00	0.00	0.00	0.00	0.00
2412 Orchestra Trip	0.00	0.00	0.00	0.00	0.00
2499 VICA Trip	0.00	0.00	0.00	0.00	0.00
2501 Student Council	0.00	0.00	0.00	0.00	0.00
2502 National Honors Society	0.00	0.00	0.00	0.00	0.00
2503 Drama Membership	0.00	0.00	0.00	0.00	0.00
2507 40 Assets	0.00	0.00	0.00	0.00	0.00
2515 Dance Camp	0.00	0.00	0.00	0.00	0.00
2516 Varsity Cheerleading Camp	3,250.00	475.00	0.00	0.00	3,725.00
2517 JV Cheerleading Camp	0.00	0.00	0.00	0.00	0.00
2518 FR Cheerleading Camp	0.00	0.00	0.00	0.00	0.00
2555 FCCLA	47.00	0.00	0.00	0.00	47.00
2556 FEA	0.00	0.00	0.00	0.00	0.00
2560 Patriot Post Trip	0.00	700.00	0.00	0.00	700.00
2580 International Leaders	0.00	0.00	0.00	0.00	0.00
2599 Intramurals	0.00	0.00	0.00	0.00	0.00
2613 Counseling Center	0.00	0.00	0.00	0.00	0.00
2645 Family Consumer Science	0.00	0.00	0.00	0.00	0.00
2689 SpEd	0.00	0.00	0.00	0.00	0.00
5000 Sport Participating Fee	25,090.00	1,590.00	0.00	0.00	26,680.00
5001 Sport Facility Use Fee	0.00	0.00	0.00	0.00	0.00
Q Extracurricular Activities Totals:	166,819.60	76,381.25	-32.50	0.00	243,233.35
R Post-Secondary Education					
7010 AP Exam Fees	0.00	0.00	0.00	0.00	0.00
7020 PSAT Exam fees	3,450.00	0.00	0.00	0.00	3,450.00
R Post-Secondary Education Totals:	3,450.00	0.00	0.00	0.00	3,450.00

Current Cash Balance Report

SELECTED Data

Date: 11/01/2008 thru 11/30/2008

89 Arranged by:

Group ID and Activity Number

Activity Number and Name	Beginning Cash	Receipts	Disbursements	Adjustments	Cash Balance
S Banking					
999 Starting Cash	-2,150.00	6,150.00	6,150.00	0.00	-2,150.00
S Banking Totals:	-2,150.00	6,150.00	6,150.00	0.00	-2,150.00
Report Totals:	474,361.98	129,805.39	151,175.68	0.00	452,991.69

Current Cash Balance Report

Date: 11/01/2008 thru 11/30/2008

90 Arranged by:
Group ID and Activity Number

Activity Number and Name	Beginning Cash	Receipts	Disbursements	Adjustments	Cash Balance
A ADMINISTRATIVE					
100 GENERAL ACTIVITY FUND	8,956.27	0.00	310.00	0.00	8,646.27
105 PRINCIPALS ADMIN	10,271.64	0.00	616.83	0.00	9,654.81
110 BUILDING MAINTENANCE	18.87	0.00	5.94	0.00	12.93
120 AP EXAMS	14,193.39	626.00	0.00	0.00	14,819.39
125 SPECIAL PROJECTS (B-J) SPKR	0.00	0.00	0.00	0.00	0.00
130 COURTESY FUND	401.64	114.00	210.70	50.00	354.94
135 DONATIONS - SR CLASS	4,669.62	0.00	0.00	0.00	4,669.62
138 ELECTRONIC MSG BOARD	0.00	0.00	0.00	0.00	0.00
142 GIFTED	1,322.59	0.00	0.00	0.00	1,322.59
145 GUIDANCE	6,043.95	75.00	305.35	0.00	5,813.60
150 INFORMATION CENTER	102.01	15.00	43.48	0.00	73.53
157 LETTER JACKETS	11.71	0.00	0.00	0.00	11.71
160 PARKING	17,091.94	15.00	823.86	0.00	16,283.08
165 STAFF WELLNESS	145.87	0.00	0.00	0.00	145.87
170 STAFF CLOTHING	0.09	0.00	0.00	0.00	0.09
172 STAFF VENDING	38.53	0.00	139.49	0.00	-100.96
174 TECHNOLOGY REBATES	382.94	0.00	0.00	0.00	382.94
182 VENDING-FOOD SERVICE	448.92	0.00	0.00	0.00	448.92
A ADMINISTRATIVE Totals:	64,099.98	845.00	2,455.65	50.00	62,539.33
B ATHLETIC ADMIN					
200 ATHLETIC ADMIN	90,210.91	2,626.80	505.45	0.00	92,332.26
201 AD'S OFFICE	4,918.37	0.00	1,159.31	0.00	3,759.06
202 ATHLETIC EVENT ADMISSIONS	4,718.87	0.00	206.00	0.00	4,512.87
203 ATHLETIC PROJECT FUND	29,603.97	0.00	0.00	0.00	29,603.97
205 ATHLETIC TRAINING	811.74	0.00	157.01	0.00	654.73
208 BASEBALL FUNDRAISING	319.87	0.00	0.00	0.00	319.87
210 BOYS BB FUNDRAISING	25.70	0.00	0.00	0.00	25.70
211 BOYS BASKETBALL CAMP	2,887.42	393.87	735.00	0.00	2,546.29
212 BOYS GOLF FUNDRAISING	2,417.56	200.00	0.00	0.00	2,617.56
213 BOYS SOCCER CAMP	0.00	0.00	0.00	0.00	0.00
214 BOYS SOCCER FUNDR	0.00	0.00	0.00	0.00	0.00
215 CROSS COUNTRY FUNDRAISING	1,632.99	0.00	0.00	0.00	1,632.99
217 COACHES CLINICS	4,841.00	0.00	534.20	0.00	4,306.80
219 CONCESSIONS	7,290.59	2,919.48	4,858.56	0.00	5,351.51
220 INTRAMURALS	1,245.44	0.00	0.00	0.00	1,245.44
222 FIT CNTR/EQUIPMENT	5,680.05	0.00	0.00	0.00	5,680.05
223 FIT CNTR/MAINTENANCE	1,621.86	0.00	0.00	0.00	1,621.86
225 FOOTBALL CAMPS	1,297.05	0.00	366.24	-50.00	880.81
230 GIRLS BASKETBALL FR	4,160.60	0.00	397.00	0.00	3,763.60
233 GIRLS SOCCER FUNDR	1,245.28	2,382.23	2,025.00	0.00	1,602.51
235 LADY CAT BB CAMPS	3,545.24	0.00	3,792.50	0.00	-247.26
240 SOCCER BLEACHERS	100.00	0.00	0.00	0.00	100.00
245 SOFTBALL FUND RAISING	2,164.13	0.00	0.00	0.00	2,164.13
250 ST TRAINERS (HOSA)	1,557.44	0.00	455.76	0.00	1,101.68
255 TRACK FUNDR (GIRLS)	0.00	0.00	0.00	0.00	0.00
258 TRACK FUNDR (BOYS)	-0.73	0.00	0.00	0.00	-0.73
260 POOL FUNDRAISING	5,815.51	410.00	1,098.36	0.00	5,127.15
265 VB FUNDRAISING	651.24	0.00	63.08	0.00	588.16
270 WRESTLING MAT FUND	7,600.00	4,152.02	7,761.24	0.00	3,990.78
271 WRESTLING FNDRSR VAR	3,477.14	0.00	843.00	0.00	2,634.14
275 WRESTLING SCHOLARSHIP	0.00	0.00	0.00	0.00	0.00

Current Cash Balance Report

Date: 11/01/2008 thru 11/30/2008

Group ID and Activity Number

Activity Number and Name	Beginning Cash	Receipts	Disbursements	Adjustments	Cash Balance
285 NSAA COMPETITIONS	220.54	23,504.15	22,501.75	0.00	1,222.94
290 METRO	120.00	0.00	0.00	0.00	120.00
295 TOURNAMENTS	2,457.06	5,374.00	528.12	0.00	7,302.94
299 CORPORATE ADVERTISING	175.08	0.00	482.74	0.00	-307.66
B ATHLETIC ADMIN Totals:	192,811.92	41,962.55	48,470.32	-50.00	186,254.15
C ACADEMIC COURSES					
300 AP EUROPEAN TEXT	2,642.00	0.00	0.00	0.00	2,642.00
303 AP ECONOMICS TEXT	656.00	0.00	0.00	0.00	656.00
310 AP AMERICAN TEXTBOOKS	377.69	0.00	0.00	0.00	377.69
312 AP PSYCHOLOGY TEXT	796.44	0.00	0.00	0.00	796.44
320 ART CLASS FEES	1,442.16	0.00	0.00	0.00	1,442.16
330 BUSINESS	10.93	0.00	0.00	0.00	10.93
338 FAMILY CONSUMER SCIENCE	-411.55	0.00	0.00	0.00	-411.55
340 MATH - GENERAL	62.22	0.00	0.00	0.00	62.22
345 MATH - AP	26.00	0.00	0.00	0.00	26.00
355 PHYSICAL EDUCATION	-3,343.86	0.00	0.00	0.00	-3,343.86
360 PHYSICS	175.71	0.00	0.00	0.00	175.71
370 VOC DRAFTING	1,052.95	0.00	0.00	0.00	1,052.95
371 VOC ELECTRICITY BAKER	467.03	0.00	24.18	0.00	442.85
373 VOC FOUNDATIONS	0.00	0.00	0.00	0.00	0.00
374 VOC METALS	398.42	0.00	112.73	0.00	285.69
376 VOC WOODS	-229.40	1,372.91	1,656.68	0.00	-513.17
C ACADEMIC COURSES Totals:	4,122.74	1,372.91	1,793.59	0.00	3,702.06
D CLUBS/ORGANIZATIONS					
400 ART CLUB	151.27	0.00	0.00	0.00	151.27
401 AMNESTY INTERNATIONAL	27.51	0.00	0.00	0.00	27.51
402 BOOKSTORE (Scratchin Post)	-2,765.41	1,022.00	0.00	0.00	-1,743.41
403 CLASSICS CLUB	10.76	0.00	0.00	0.00	10.76
405 CULINARY COMPETITION	252.51	0.00	0.00	0.00	252.51
407 DEBATE TEAM	6,052.99	800.00	2,193.25	0.00	4,659.74
410 DECA	-4,057.25	866.40	1,047.00	0.00	-4,237.85
411 DRAMA - INTL THESPIANS	41.07	1,509.00	923.00	0.00	627.07
412 DRAMA PRODUCTION	5,882.78	442.00	433.46	0.00	5,891.32
413 FCCLA FAMILY CARREER	6,049.29	0.00	0.00	0.00	6,049.29
414 FORENSICS TEAM	6,028.88	1,500.00	1,678.40	0.00	5,850.48
415 FRENCH CLUB	33.88	0.00	0.00	0.00	33.88
418 FUTURE EDUCATORS	3,201.99	0.00	0.00	0.00	3,201.99
419 40 ASSETS	35.00	0.00	0.00	0.00	35.00
420 GERMAN CLUB	851.39	0.00	0.00	0.00	851.39
425 JUNIOR CLASS	9,384.13	0.00	0.00	0.00	9,384.13
430 LITERARY MAGAZINE	549.63	0.00	0.00	0.00	549.63
433 MATH CLUB	0.00	0.00	0.00	0.00	0.00
435 M CLUB - CRAZIES	4,143.30	868.88	746.02	0.00	4,266.16
440 JUSTICE LEAGUE	6.26	80.00	77.38	0.00	8.88
445 NATL HONOR SOCIETY	614.77	960.00	441.17	0.00	1,133.60
450 NEWSPAPER	405.78	0.00	0.00	0.00	405.78
452 SCIENCE CLUB	0.00	0.00	0.00	0.00	0.00
455 SENIOR CLASS	588.49	0.00	0.00	0.00	588.49
460 SPANISH CLUB	1,888.38	109.12	85.66	0.00	1,911.84
465 SPED BUTTON FUND	36.78	0.00	0.00	0.00	36.78
470 STUDENT COUNCIL	16,174.73	0.00	371.33	0.00	15,803.40
471 STUCO WORKSHOPS	494.48	0.00	0.00	0.00	494.48

Current Cash Balance Report

Date: 11/01/2008 thru 11/30/2008

Group ID and Activity Number

Activity Number and Name	Beginning Cash	Receipts	Disbursements	Adjustments	Cash Balance
473 VOC ENGINEERING CLUB	3.28	0.00	0.00	0.00	3.28
475 SKILS USA	0.00	0.00	0.00	0.00	0.00
480 YEARBOOK (PROWLER)	45,624.75	931.00	1,251.22	0.00	45,304.53
485 YEARBOOK TRIP	0.00	0.00	0.00	0.00	0.00
490 ENVIRONMENTAL CLUB	5,384.53	31.00	0.00	0.00	5,415.53
495 YOUTH MAKING A DIFF	56.64	0.00	0.00	0.00	56.64
D CLUBS/ORGANIZATIONS Totals:	107,152.59	9,119.40	9,247.89	0.00	107,024.10
E ATHLETIC TEAMS					
500 BASEBALL CONTESTS	0.00	0.00	0.00	0.00	0.00
501 BASEBALL EQUIPMENT	5,720.00	0.00	169.38	0.00	5,550.62
505 BASKETBALL CON BOYS	80.00	0.00	150.00	0.00	-70.00
506 BASKETBALL EQUIP - B	3,860.23	0.00	24.88	0.00	3,835.35
510 BASKETBALL CON GIRLS	40.00	0.00	0.00	0.00	40.00
511 BASKETBALL EQUIP G	3,675.34	0.00	190.60	0.00	3,484.74
515 CROSS COUNTRY CON	-1,861.08	0.00	658.00	0.00	-2,519.08
516 CROSS COUNTRY EQUIP	2,279.72	0.00	0.00	0.00	2,279.72
520 FOOTBALL CONTESTS	-4,035.87	0.00	348.89	0.00	-4,384.76
521 FOOTBALL EQUIPMENT	2,158.76	0.00	0.00	0.00	2,158.76
525 GOLF CONTESTS - BOYS	0.00	0.00	0.00	0.00	0.00
526 GOLF EQUIPMENT - BOYS	7,316.00	0.00	0.00	0.00	7,316.00
530 GOLF CONTESTS - GIRLS	-2,585.00	271.00	531.00	0.00	-2,845.00
531 GOLF EQUIPMENT - GIRLS	1,157.55	0.00	0.00	0.00	1,157.55
550 SOCCER CONTEST BOYS	0.00	0.00	0.00	0.00	0.00
551 SOCCER EQUIP BOYS	4,097.11	0.00	0.00	0.00	4,097.11
555 SOCCER CONTEST GIRLS	0.00	0.00	0.00	0.00	0.00
556 SOCCER EQUIP GIRLS	4,938.97	0.00	0.00	0.00	4,938.97
560 SOFTBALL CONTESTS	-2,033.59	0.00	490.58	0.00	-2,524.17
561 SOFTBALL EQUIPMENT	3,653.32	0.00	0.00	0.00	3,653.32
565 SWIM TEAM CONTESTS	255.21	0.00	0.00	0.00	255.21
566 SWIM TEAM EQUIPMENT	3,396.56	0.00	2,789.00	0.00	607.56
570 TENNIS CONTESTS - BOYS	-140.69	0.00	0.00	0.00	-140.69
571 TENNIS EQUIPMENT BOYS	4,232.41	0.00	0.00	0.00	4,232.41
573 TENNIS CONTESTS - GIRLS	0.00	0.00	0.00	0.00	0.00
574 TENNIS EQUIP GIRLS	6,832.76	0.00	0.00	0.00	6,832.76
575 TRACK CONTESTS - BOYS	680.88	0.00	49.79	0.00	631.09
576 TRACK EQUIPMENT - BOYS	8,794.59	0.00	0.00	0.00	8,794.59
580 TRACK CONTESTS - GIRLS	0.38	0.00	0.00	0.00	0.38
581 TRACK EQUIP - GIRLS	6,414.50	0.00	0.00	0.00	6,414.50
585 VOLLEYBALL CONTESTS	-4,190.01	0.00	0.00	0.00	-4,190.01
586 VOLLEYBALL EQUIPMENT	5,703.03	0.00	0.00	0.00	5,703.03
590 WRESTLING CONTESTS	0.00	0.00	25.00	0.00	-25.00
591 WRESTLING EQUIPMENT	6,097.45	0.00	5,764.87	0.00	332.58
E ATHLETIC TEAMS Totals:	66,538.53	271.00	11,191.99	0.00	55,617.54
F CHEERLEADERS					
612 DANCE TEAM	78.31	0.00	0.00	0.00	78.31
620 FRESHMAN CHEER	70.80	0.00	0.00	0.00	70.80
625 JV CHEERLEADERS	-827.71	0.00	0.00	0.00	-827.71
630 VARSITY CHEERLEADERS	766.69	0.00	19.45	0.00	747.24
F CHEERLEADERS Totals:	88.09	0.00	19.45	0.00	68.64

Current Cash Balance Report

Date: 11/01/2008 thru 11/30/2008

Arranged by:
Group ID and Activity Number

Activity Number and Name	Beginning Cash	Receipts	Disbursements	Adjustments	Cash Balance
G MUSIC					
700 BAND	7,139.40	1,591.00	3,229.85	0.00	5,500.55
701 BAND UNIFORMS	-187.88	749.30	962.54	0.00	-401.12
710 CHORAL MUSIC	12,926.54	0.00	335.46	0.00	12,591.08
715 COLORGUARD	0.00	0.00	0.00	0.00	0.00
720 MUSICAL	1,354.39	0.00	400.00	0.00	954.39
725 MUSIC TECH/AUDITORIUM	2,945.61	0.00	0.00	0.00	2,945.61
730 ORCHESTRA	1,356.23	20.00	996.97	0.00	379.26
733 ORCHESTRA TRIP	0.00	628.50	0.00	0.00	628.50
750 SHOW CHOIR	18,161.65	15,266.04	10,668.33	0.00	22,759.36
760 BAND TRIP	233.08	0.00	0.00	0.00	233.08
770 CHOIR TRIP	6,792.11	0.00	0.00	0.00	6,792.11
775 TRI M MUSIC HONOR SOCIETY	741.91	0.00	0.00	0.00	741.91
790 MUSIC DONATIONS	1,659.15	0.00	0.00	0.00	1,659.15
G MUSIC Totals:	53,122.19	18,254.84	16,593.15	0.00	54,783.88
H TRANSPORTATION					
800 TRANSPORTATION MISC	0.00	0.00	23.92	0.00	-23.92
810 TRANS FALL SPORTS	-14,407.08	0.00	3,120.21	0.00	-17,527.29
820 TRANS SPRING SPORTS	0.00	0.00	0.00	0.00	0.00
830 TRANS WINTER SPORTS	0.00	0.00	0.00	0.00	0.00
840 TRANS FIELD TRIPS	-3,500.39	0.00	250.00	0.00	-3,750.39
845 TRANSPORTATION BAND	-5,740.00	0.00	578.08	0.00	-6,318.08
848 TRANSPORTATION SHOW CHOIR	3,568.99	0.00	0.00	0.00	3,568.99
849 TRANSPORTATION MUSIC MISC	0.00	0.00	0.00	0.00	0.00
850 TR DEBATE	4,935.10	0.00	558.00	0.00	4,377.10
851 TR DRAMA	-932.78	0.00	0.00	0.00	-932.78
852 TR FORENSICS	5,000.00	0.00	0.00	0.00	5,000.00
H TRANSPORTATION Totals:	-11,076.16	0.00	4,530.21	0.00	-15,606.37
I ACADEMIC COURSE FINES					
900 UNIDENTIFIED	693.93	0.00	0.00	0.00	693.93
901 FOREIGN LANG FINES	803.68	0.00	0.00	0.00	803.68
902 ENGLISH FINES	1,261.86	0.00	0.00	0.00	1,261.86
903 MATH FINES	3,075.72	0.00	0.00	0.00	3,075.72
904 SCIENCE FINES	-399.22	0.00	0.00	0.00	-399.22
906 SOCIAL STUDIES FINES	1,929.52	0.00	0.00	0.00	1,929.52
907 BUSINESS FINES	-2.64	0.00	0.00	0.00	-2.64
I ACADEMIC COURSE FINES Totals:	7,362.85	0.00	0.00	0.00	7,362.85
M BANKING (MONEY)					
910 STARTING CASH	-5,558.50	8,524.00	4,050.00	0.00	-1,084.50
915 UNASSIGNED DEPOSITS	0.00	0.00	0.00	0.00	0.00
920 CHECKING ACCCOUNT	5,429.07	0.00	0.00	0.00	5,429.07
930 MONEY MKT INTEREST	9,182.21	437.67	0.00	0.00	9,619.88
940 CD INTEREST	79.14	0.00	0.00	0.00	79.14
M BANKING (MONEY) Totals:	9,131.92	8,961.67	4,050.00	0.00	14,043.59
Q FEE FUND - EXTRA CURRICULAR					
1000 FIELD TRIPS FEE FUND	4,344.15	2,048.75	0.00	0.00	6,392.90
2220 INTRAMURAL FEE FUND	1,537.25	0.00	0.00	0.00	1,537.25
2410 DECA FEE FUND	7,435.00	0.00	0.00	0.00	7,435.00
2411 DRAMA FEE FUND	0.00	0.00	0.00	0.00	0.00
2418 FEA FEE FUND	0.00	0.00	0.00	0.00	0.00
2612 DANCE CAMP FEE FUND	0.00	0.00	0.00	0.00	0.00
2620 FR CHEER CAMP FEE FUND	0.00	0.00	0.00	0.00	0.00

ALL Data

Current Cash Balance Report

94 Arranged by:

Date: 11/01/2008 thru 11/30/2008

Group ID and Activity Number

Activity Number and Name	Beginning Cash	Receipts	Disbursements	Adjustments	Cash Balance
2625 JV CHEER CAMP FEE FUND	0.00	0.00	0.00	0.00	0.00
2630 VARSITY CHEER CAMP FEE FUND	0.00	0.00	0.00	0.00	0.00
2700 BAND FEE FUND	504.00	522.00	0.00	0.00	1,026.00
2710 CHOIR FEE FUND	952.00	1,305.00	0.00	0.00	2,257.00
2730 ORCHESTRA FEE FUND	247.00	783.00	0.00	0.00	1,030.00
2733 ORCHESTRA TRIP FEE FUND	850.00	475.00	0.00	0.00	1,325.00
2760 BAND TRIP FEE FUND	0.00	0.00	0.00	0.00	0.00
2770 CHOIR TRIP FEE FUND	0.00	0.00	0.00	0.00	0.00
5010 PARTICIPATION FEES	38,573.00	640.00	0.00	0.00	39,213.00
Q FEE FUND - EXTRA CURRICULAR Totals:	54,442.40	5,773.75	0.00	0.00	60,216.15
R FEE FUND - POST SECONDARY ED					
7120 AP TESTS	5,261.00	0.00	0.00	0.00	5,261.00
R FEE FUND - POST SECONDARY ED Totals:	5,261.00	0.00	0.00	0.00	5,261.00
U NOT IN USE					
122	0.00	0.00	0.00	0.00	0.00
152	0.00	0.00	0.00	0.00	0.00
180	0.00	0.00	0.00	0.00	0.00
181	0.00	0.00	0.00	0.00	0.00
183	0.00	0.00	0.00	0.00	0.00
184	0.00	0.00	0.00	0.00	0.00
189	0.00	0.00	0.00	0.00	0.00
226	0.00	0.00	0.00	0.00	0.00
272	0.00	0.00	0.00	0.00	0.00
273	0.00	0.00	0.00	0.00	0.00
332	0.00	0.00	0.00	0.00	0.00
372	0.00	0.00	0.00	0.00	0.00
416	0.00	0.00	0.00	0.00	0.00
536	0.00	0.00	0.00	0.00	0.00
600	0.00	0.00	0.00	0.00	0.00
610	0.00	0.00	0.00	0.00	0.00
635	0.00	0.00	0.00	0.00	0.00
735	0.00	0.00	0.00	0.00	0.00
960	0.00	0.00	0.00	0.00	0.00
U NOT IN USE Totals:	0.00	0.00	0.00	0.00	0.00
Z INVESTMENTS					
950 OSB-MONEY MKT PLUS	-419,840.78	0.00	437.67	0.00	-420,278.45
Z INVESTMENTS Totals:	-419,840.78	0.00	437.67	0.00	-420,278.45
Report Totals:	133,217.27	86,561.12	98,789.92	0.00	120,988.47

Cynthia Hendrix 12/29/08
Jay Thomas 12/30/08


ALL Data

Current Cash Balance Report

Date: 11/01/2008 thru 11/30/2008

95 Arranged by:
Group ID and Activity Number

Activity Number and Name	Beginning Cash	Receipts	Disbursements	Adjustments	Cash Balance
A SUMMER SCHOOL ACCOUNTS					
100 Elementary Summer School	-100.00	0.00	0.00	0.00	-100.00
120 Middle School Summer School	-300.00	0.00	0.00	0.00	-300.00
130 Senior High Summer School	-700.00	0.00	0.00	0.00	-700.00
140 Special Education	0.00	0.00	0.00	0.00	0.00
145 Special Education Preschool	0.00	0.00	0.00	0.00	0.00
150 Interest	2,275.15	1.32	0.00	0.00	2,276.47
160 Food Service Refunds	156.45	0.00	0.00	0.00	156.45
170 MNHS AP	100.00	0.00	0.00	0.00	100.00
175 MNHS IB	0.00	0.00	0.00	0.00	0.00
180 MSHS AP	0.00	0.00	0.00	0.00	0.00
185 MWHS AP	0.00	0.00	0.00	0.00	0.00
A SUMMER SCHOOL ACCOUNTS Totals:	<u>1,431.60</u>	<u>1.32</u>	<u>0.00</u>	<u>0.00</u>	<u>1,432.92</u>
Report Totals:	1,431.60	1.32	0.00	0.00	1,432.92


Linda K. Mohlman, DSAC
Executive Secretary


Chris Hughes, DSAC
Accounting Manager

Minutes
Committee Meeting
January 12, 2009

The members of the Board of Education met as a committee of the Whole on Monday, January 12, 2009 at 7:00 p.m. at the Don Stroh Administration Center, 5606 South 147th Street. The topics which were discussed included the Facilities Capital Action Plan Report presented by Sodexo, budget projections provided by Ken Fossen, and a report on the Excel Building Project.

Present: Mike Pate, Mike Kennedy, Dave Anderson, Linda Poole, and Julie Kannas.

Absent: Brad Burwell


Also in attendance were Keith Lutz, Ken Fossen, Bob Snowden, Tina Reitsma, Area Operations Manager with Sodexo, and other district administrators.

Pat Phelan, from the architectural firm of DLR, and Ed Rockwell reviewed the plans for the renovation and consolidation of the Excel facility that will potentially provide space for distribution, support services, technology, MEP facilitators, and district psychologists. The plan is to complete the project in two phases.

Bob Snowden, and Tina Reitsma, Area Operations Manager for Sodexo led the discussion on the Facilities Capital Action Plan Report. Sodexo completed this study and provided the District with information on how to improve accuracy of forecasting future capital renewal, capital improvement and deferred maintenance needs; effectively prioritize capital projects and target funding against critical needs; to compile an accurate database of capital projects to effectively lobby for additional funding, and to establish a facilities condition index and benchmark findings compared to peer institutions.

Ken Fossen provided budget projections for the next eight years in an attempt to keep the Board of Education abreast of the financial outlook for the school district.

The Excel Facility project and the recommendations from Sodexo could have an impact on budgets for the next few years. A recommendation will be forthcoming in regards to the Excel facility.



Chairman

January 14, 2009

TO: Board Members

FROM: Amy Friedman

RE: Employees of the Month

The Employees of the Month for January are Linda Frey, physical education teacher at Cather Elementary School, and Diana Stanzel-Tabor, paraprofessional at Millard North High School

AF:sp

AGENDA SUMMARY SHEET

AGENDA ITEM:
MEETING DATE: Monday, January 19, 2009

DEPARTMENT: Superintendent's Office

TITLE AND BRIEF DESCRIPTION: Designation of Official Newspaper

ACTION DESIRED: Approval Information Only

BACKGROUND: In accordance with Nebraska law and district policy, advance publicized notice is made before regular and special Board of Education meetings by a method designated by the Board and recorded in the minutes.

Since January 12, 2004, the Daily Record has been designated as the official newspaper. The Daily Record also is the official newspaper for the City of Omaha and County of Douglas. In the event that a special meeting is called after the deadline has passed for the Daily Record, the meeting is advertised in the World-Herald or Midlands Business Journal (MBJ).

In addition to publication in the official newspaper, the school board meeting schedule is listed in the district calendar, Board Briefs newsletter, and district web site. Agendas are placed on the web site and posted on the bulletin board in the lobby of the Don Stroh Administration Center on Fridays before the meetings.

OPTIONS AND ALTERNATIVES: The Daily Record charges 60 cents per line; circulation is 3,500. The Midlands Business Journal charges 68 cents per line; circulation is 5,000. The World-Herald charges \$6.52 per line for the weekday daily rate; circulation is 182,437. The World-Herald charges \$7.91 per line for Sunday; circulation is 227,515. The average notice runs about 10 lines.

RECOMMENDATION: Continue to publish legal notices of regular and special meetings of the Board of Education in the Daily Record, unless the deadline dictates publication in the World-Herald or Midlands Business Journal.

STRATEGIC PLAN REFERENCE: Parameter: We will always communicate effectively, both internally and externally, in order to implement our Strategic Plan, operate our schools, and maintain high levels of community support.

IMPLICATIONS OF ADOPTION/REJECTION: N/A

TIMELINE: N/A

PERSON RESPONSIBLE: Amy Friedman

SUPERINTENDENT APPROVAL: _____  _____

AGENDA SUMMARY SHEET

AGENDA ITEM: Designation of Official Depository

MEETING DATE: January 19, 2009

DEPARTMENT: General Administration

TITLE & BRIEF DESCRIPTION: Designation of Official Depository – Taking official action to designate which institutions will be used for depositing school district funds during the coming year.

ACTION DESIRED: Approval Discussion Information Only

BACKGROUND: School districts are required by Nebraska statutes to officially designate which financial institutions they will be using for the purpose of depositing funds. This action is taken at the organizational meeting each year.

Currently, the First National Bank of Omaha is providing all of our banking services except for some activity fund related services which are provided by Wells Fargo Bank, US Bank, Omaha State Bank, First Westroads Bank, and Great Western Bank.

School district funds are also invested in the Nebraska Liquid Asset Fund. This is a statewide investment pool that provides short-term investment opportunities for Nebraska school districts and ESU's.

OPTIONS AND ALTERNATIVES: We could change depository institutions to other qualified institutions.

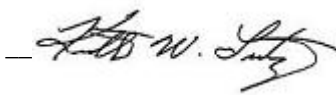
RECOMMENDATION: It is recommended that the district designate the First National Bank of Omaha and the Nebraska Liquid Asset Fund as the primary depositories for school district funds with the further designation of Wells Fargo Bank, US Bank, First Westroads Bank, Great Western Bank, and Omaha State Bank for school activity fund deposits.

STRATEGIC PLAN REFERENCE: n/a

IMPLICATIONS OF ADOPTION/REJECTION: n/a

TIMELINE: Immediate

RESPONSIBLE PERSON: Chris Hughes, Accounting Manager; and, Ken Fossen, Associate Superintendent (General Administration)

SUPERINTENDENT'S APPROVAL: 

AGENDA SUMMARY SHEET

AGENDA ITEM: Capacity Standards for the Enrollment Option Program - 2009-2010

MEETING DATE: January 19, 2009

DEPARTMENT: Pupil Services

TITLE AND BRIEF DESCRIPTION: In the past, capacity standards for the Enrollment Option Program have been acted upon by the Millard Board of Education in concordance with state law and district policy. Specifically, the district, by resolution, may declare a program, class, or school unavailable to option students due to capacity. This action is being taking this year pending the extension of the Nebraska Enrollment Option program for one more year.

ACTION DESIRED: Information Only _____ Approval X

BACKGROUND: In the past, the Nebraska Enrollment Option program allowed parents, in certain instances, the opportunity to select the school district their child will attend. State law and Board Rule 5100.3 indicated that the Board shall annually adopt a Resolution to declare a program, class, or school unavailable to option students due to lack of capacity. If the District declared a program, class, or school unavailable to option students due to lack of capacity, the District set forth in the resolution the maximum number of students it determined constituted capacity of its programs, classes, grade levels, and school buildings based upon available staff, facilities, projected enrollment of resident students, projected number of students with which the option district contracted based on existing contractual arrangements, and availability of special education programs.

OPTIONS AND ALTERNATIVES CONSIDERED: An option is to keep schools, grades, and programs open. To do so would require more staff and overcrowd facilities.

RECOMMENDATIONS: Adopt the attached Resolution regarding Enrollment Standards for the Enrollment Option Program for 2009-2010 school year pending an extension of the Enrollment Option program.

STRATEGIC PLAN REFERENCE: NA

IMPLICATIONS OF ADOPTION OR REJECTION: Adoption will determine which programs, classes, or schools are available or not available to option enrollment students. Also, Nebraska law requires that the Board adopt a resolution whenever it determines that a class, program, or school is unavailable to option enrollment students.

TIME LINE: The District needs to notify, in writing, the parents or legal guardians of students, the resident school district, and the State Department of Education whether or not enrollment option applications are accepted. Operating on past procedures, this would be done on or before April 1, 2009.

RESPONSIBLE PERSON(S): Kraig J. Lofquist
Director of Pupil Services

Dr. Kirby Eltiste
Associate Superintendent

SUPERINTENDENT'S APPROVAL: 

**ENROLLMENT STANDARDS
FOR THE ENROLLMENT OPTION PROGRAM
2009-2010**

Pending an extension of the Nebraska Enrollment Option program, the following schools, grades, and programs are either open on a limited basis or closed to students entering the Millard Schools under the Nebraska Enrollment Option Program for the 2009-2010 school year:

ABBOTT ELEMENTARY

Abbott Elementary will be open to enrollment option students on a limited basis. Each application will be reviewed on a case-by-case basis to ensure that space is available. Those students who move out of the District and have attended Abbott Elementary for at least two consecutive years of uninterrupted enrollment and complete the state enrollment option requirements will be allowed to stay at Abbott Elementary. It is anticipated that enrollment at Abbott will reach or exceed capacity for the 2009-2010 school year.

ACKERMAN ELEMENTARY

Ackerman Elementary is closed to enrollment option students with the exception of children who move out of the District and have attended Ackerman Elementary for at least two consecutive years of uninterrupted enrollment and complete the state enrollment option requirements. Ackerman will operate at capacity for the 2009-2010 school year.

ALDRICH ELEMENTARY

Aldrich Elementary will be open to enrollment option students on a limited basis. Each application will be reviewed on a case-by-case basis to ensure that space is available. Those students who move out of the District and have attended Aldrich Elementary for at least two consecutive years of uninterrupted enrollment and complete the state enrollment option requirements will be allowed to stay at Aldrich Elementary. It is anticipated that enrollment at Aldrich will reach or exceed capacity for the 2009-2010 school year.

BLACK ELK ELEMENTARY

Black Elk Elementary is closed to enrollment option students with the exception of children who move out of the District and have attended Black Elk Elementary for at least two consecutive years of uninterrupted enrollment and complete the state enrollment option requirements. Black Elk will operate at capacity for the 2009-2010 school year.

EZRA ELEMENTARY

Ezra Elementary will be open to enrollment option students on a limited basis. Each application will be reviewed on a case-by-case basis to ensure that space is available. Those students who move out of the District and have attended Ezra Elementary for at least two consecutive years of uninterrupted enrollment and complete the state enrollment option requirements will be allowed to stay at Ezra Elementary. It is anticipated that enrollment at Ezra will reach or exceed capacity for the 2009-2010 school year.

NEIHARDT ELEMENTARY

Neihardt Elementary is closed to enrollment option students with the exception of children who move out of the District and have attended Neihardt Elementary for at least two consecutive years of uninterrupted enrollment and complete the state enrollment option requirements. Neihardt will operate at capacity for the 2009-2010 school year.

REEDER ELEMENTARY

102

Reeder Elementary is closed to enrollment option students with the exception of children who move out of the District and have attended Reeder Elementary for at least two consecutive years of uninterrupted enrollment and complete the state enrollment option requirements. Reeder will operate at capacity for the 2009-2010 school year.

REAGAN ELEMENTARY

Reagan Elementary is closed to enrollment option students with the exception of children who move out of the District and have attended Reagan Elementary for at least two consecutive years of uninterrupted enrollment and complete the state enrollment option requirements. Reagan will operate at capacity for the 2009-2010 school year.

ROHWER ELEMENTARY

Rohwer Elementary is closed to enrollment option students with the exception of children who move out of the District and have attended Rohwer Elementary for at least two consecutive years of uninterrupted enrollment and complete the state enrollment option requirements. Rohwer will operate at capacity for the 2009-2010 school year.

WHEELER ELEMENTARY

Wheeler Elementary is closed to enrollment option students with the exception of children who move out of the District and have attended Wheeler Elementary for at least two consecutive years of uninterrupted enrollment and complete the state enrollment option requirements. Wheeler will operate at capacity for the 2009-2010 school year.

UPCHURCH ELEMENTARY

Upchurch Elementary is closed to enrollment option students with the exception of children who move out of the District and have attended Upchurch Elementary (as well as another Millard Elementary School) for at least two consecutive years of uninterrupted enrollment and complete the state enrollment option requirements. Upchurch will operate at capacity for the 2009-2010 school year.

BEADLE MIDDLE SCHOOL

Beadle is closed to enrollment option students with the exception of students who move out of the District and have attended Beadle at least two consecutive years of uninterrupted enrollment and complete the state enrollment option requirements. It is anticipated that enrollment at Beadle will reach or exceed capacity for the 2009-2010 school year.

RUSSELL MIDDLE SCHOOL

Russell is closed to enrollment option students with the exception of students who move out of the District and have attended Russell at least two consecutive years of uninterrupted enrollment and complete the state enrollment option requirements. It is anticipated that enrollment at Russell will reach or exceed capacity for the 2009-2010 school year.

MILLARD NORTH HIGH SCHOOL

Enrollment of the freshman class at Millard North High School will be capped at 625 students for the 2009-2010 school year. Applications will be accepted on a case-by-case basis if space becomes available.

MILLARD WEST HIGH SCHOOL

Millard West is closed to enrollment option students. West will operate at capacity for the 2009-2010 school year.

MONTESSORI PROGRAM

The Montessori program is anticipated to be at capacity; however, enrollment option students may be accepted as space becomes available provided they meet District and State enrollment option requirements.

MILLARD CORE ACADEMY PROGRAM-CATHER ELEMENTARY

The Millard Core Academy at Cather Elementary is anticipated to be at capacity; however, enrollment option students may be accepted as space becomes available provided they meet District and State enrollment option requirements.

MILLARD LEARNING CENTER/HORIZON HIGH SCHOOL PROGRAM

The Millard Learning Center Program is closed to enrollment option students. The program will operate at capacity for the 2009-2010 school year.

ALL SPECIAL EDUCATION PROGRAMS

The Millard Special Education Programs are anticipated to be at capacity; however, enrollment option students may be accepted as space becomes available provided they meet District and State enrollment option requirements. The student capacity for all special education programs is the minimum caseload as previously defined by NDE Rule 51.

AGENDA SUMMARY SHEET

AGENDA ITEM: Guidelines for Within District Transfers for the 2009-2010 School Year.

MEETING DATE: January 19, 2009

DEPARTMENT: Pupil Services

TITLE AND BRIEF DESCRIPTION: Guidelines for Within District Transfers during the 2009-2010 school year are approved by the Board each year for the next school year. If a school is at capacity, the Within District Transfer Guidelines indicate which schools will be closed.

ACTION DESIRED: Information Only _____ Approval X

BACKGROUND: Guidelines are required to keep schools from becoming overcrowded.

OPTIONS AND ALTERNATIVES CONSIDERED: N/A

RECOMMENDATIONS: Approval of guidelines for transfers within the District for 2009-2010 school year.

STRATEGIC PLAN REFERENCE: N/A

IMPLICATIONS OF ADOPTION OR REJECTION: Schools will not become overcrowded because of within district transfers.

TIME LINE: Guidelines will go into effect for the 2009-2010 school year.

RESPONSIBLE PERSON(S): Kraig J. Lofquist, Director of Pupil Services
Dr. Kirby Eltiste, Associate Superintendent, Human Resources

ASSOCIATE SUPERINTENDENT: _____

SUPERINTENDENT APPROVAL: _____  _____

BOARD ACTION:

**GUIDELINES FOR TRANSFERS WITHIN DISTRICT
FOR 2009-2010 SCHOOL YEAR**

Due to projected enrollment for the 2009-2010 school year, the following schools will be opened on a limited basis or closed to within district transfers:

ABBOTT ELEMENTARY

Abbott Elementary will be open to within district transfer students on a limited basis. Each application will be reviewed on a case-by-case basis to ensure that space is available, however, children of Abbott employees will be allowed to within district transfer. It is anticipated that enrollment at Abbott will reach or exceed capacity for the 2009-2010 school year.

ACKERMAN ELEMENTARY

Ackerman Elementary will be closed to any within district transfers for the 2009-2010 school year with the exception of the children of Ackerman employees.

ALDRICH ELEMENTARY

Aldrich Elementary will be open to within district transfer students on a limited basis. Each application will be reviewed on a case-by-case basis to ensure that space is available, however, children of Aldrich employees will be allowed to within district transfer. It is anticipated that enrollment at Aldrich will reach or exceed capacity for the 2009-2010 school year.

BLACK ELK ELEMENTARY

Black Elk Elementary will be closed to any within district transfers for the 2009-2010 school year with the exception of the children of Black Elk employees.

EZRA ELEMENTARY

Ezra Elementary will be open to within district transfer students on a limited basis. Each application will be reviewed on a case-by-case basis to ensure that space is available, however, children of Ezra employees will be allowed to within district transfer. It is anticipated that enrollment at Ezra will reach or exceed capacity for the 2009-2010 school year.

NEIHARDT ELEMENTARY

Neihardt Elementary will be closed to any within district transfers for the 2009-2010 school year with the exception of the children of Neihardt Employees.

REEDER ELEMENTARY

Reeder Elementary will be closed to any within district transfers for the 2009-2010 school year with the exception of the children of Reeder employees.

REAGAN ELEMENTARY

Reagan Elementary will be closed to any within district transfers for the 2009-2010 school year with the exception of the children of Reagan employees.

ROHWER ELEMENTARY

Rohwer Elementary will be closed to any within district transfers for the 2009-2010 school year with the exception of the children of Rohwer employees.

UPCHURCH ELEMENTARY

Upchurch Elementary will be closed to any within district transfers for the 2009-2010 school year with the exception of the children of Upchurch employees.

WHEELER ELEMENTARY

Wheeler Elementary will be closed to any within district transfers for the 2009-2010 school year with the exception of the children of Wheeler employees.

BEADLE MIDDLE SCHOOL

Beadle Middle School will be closed to within district transfers for the 2009-2010 school year, with the exception of the children of Beadle employees.

RUSSELL MIDDLE SCHOOL

Russell Middle School will be open to within district transfer students on a limited basis. Specifically, grade six will remain open to within district transfer students. However, grades seven and eight will be closed with the exception of the children of Russell employees.

MILLARD NORTH HIGH SCHOOL

Enrollment of the freshman class at Millard North High School will be capped at 625 students for the 2009-2010 school year. Within district transfer applications will be accepted on a case-by-case basis if space becomes available, however, children of Millard North High School employees will be allowed to within district transfer.

MILLARD WEST HIGH SCHOOL

Millard West High School will be closed to within district transfers, with the exception of the children of Millard West employees.

AGENDA SUMMARY SHEET

AGENDA ITEM: Enrollment Option Program Deadline 2009-2010 School Year

MEETING DATE: January 19, 2009

DEPARTMENT: Pupil Services

TITLE AND BRIEF DESCRIPTION: Enrollment Option Program Deadline (2009-2010) for those who wish to option into Millard. This deadline would not allow students living outside the Millard School District to option into the Millard Public Schools during the 2009-2010 school year if the request is received **after** August 11, 2009. Students would be allowed to option out of the Millard School District anytime during the 2009-2010 school year.

ACTION DESIRED: Information Only _____ Approval X

BACKGROUND: Historically, under the Nebraska Enrollment Option program, parents could, under certain circumstances, request that their child attend a district other than their resident district. In the past, state deadline for enrollment option applications has been March 15. Millard Public Schools by board resolution has traditionally extended this deadline to the day prior to the start of each school year.

OPTIONS AND ALTERNATIVE CONSIDERED: N/A

RECOMMENDATIONS: It is recommended that Millard Public Schools accept enrollment option students until August 11, 2009. It is also recommended that Millard students wishing to option to another district be granted a waiver to leave the Millard school district for enrollment option at anytime during the 2009-2010 school year.

STRATEGIC PLAN REFERENCE: N/A

IMPLICATIONS OF ADOPTION OR REJECTION: If the Millard School District does not set a firm deadline for enrollment option applications by August 11, 2009, we cannot deny enrollment option requests from students residing in another district who, late in the school year, use enrollment option as a way to avoid sanctions or failure due to academic, behavioral, or personal/social difficulties.

TIMELINE: N/A


RESPONSIBLE PERSON(S): Kraig J. Lofquist, Director of Pupil Services
Dr. Kirby Eltiste, Associate Superintendent, Human Resources

ASSOCIATE SUPERINTENDENT APPROVAL: _____

SUPERINTENDENT APPROVAL: _____  _____

BOARD ACTION:

AGENDA SUMMARY SHEET

AGENDA ITEM:	Pupil Services Policy 5130
MEETING DATE:	January 19, 2009
DEPARTMENT:	Pupil Services
TITLE & BRIEF DESCRIPTION:	<p>Enrollment of Exempt School Students and Nonpublic School Students</p> <p>This policy is up for review and reaffirmation. It follows state law pertaining to the enrollment of exempt and non public school students.</p>
ACTION DESIRED:	Reaffirm policy 5130
BACKGROUND:	This policy was last reviewed in August of 2003.
RECOMMENDATION:	Reaffirm policy 5130
STRATEGIC PLAN REFERENCE:	N/A
TIMELINE:	Immediate Implementation
RESPONSIBLE PERSON(S):	Kraig Lofquist, Director of Pupil Services Dr. Kirby Eltiste, Assoc. Superintendent
SUPERINTENDENT'S APPROVAL:	
BOARD ACTION:	

Pupil Services

Enrollment of Exempt School Students and Nonpublic School Students 5130

Exempt School Students and Nonpublic School Students requesting enrollment in the District shall be allowed admission as permitted by law and in accordance with the District's policies and rules.

Related Policies & Rules: 6675, 6675.1, 6675.2, 6680, 6680.1, 6680.2

Policy Approved: August 4, 2003
[Reaffirmed: January 19, 2009](#)

Millard Public Schools
Omaha, NE

AGENDA SUMMARY SHEET

AGENDA ITEM: School Calendar for 2010-2011

MEETING DATE: January 19, 2009

DEPARTMENT: Office of the Superintendent

TITLE AND BRIEF DESCRIPTION: Approve the school calendar for 2010-2011.

ACTION DESIRED: APPROVAL XX DISCUSSION _____ INFORMATION ONLY _____

BACKGROUND:

Each year the Board of Education adopts a two-year calendar in accordance with policy 6020.

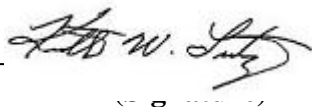
The 2009-10 calendar was previously approved and is provided for your information.

The 2010-2011 calendar represents the consensus of the calendar committee that met last year.

OPTIONS AND ALTERNATIVES CONSIDERED: None

RECOMMENDATION: Approve the attached School Calendar for 2010-20011.

RESPONSIBLE PERSON: Angelo Passarelli

SUPERINTENDENT'S APPROVAL: _____  _____

BOARD ACTION:



2010-11 School Calendar

*Middle and high school calendars vary and are available at <www.mpsomaha.org>

AUGUST					15
M	T	W	Th	F	
2	3	4	5	6	
9	10	11	12	13	
16	17	18	19	20	
23	24	25	26	27	
30	31				

Aug. 11 First Day for Students

Sep. 6 No School - Labor Day

Oct. 12 End of First Quarter

Oct. 13-15 No School - Conferences/Work Day/Professional Development

FEBRUARY					17
M	T	W	Th	F	
	1	2	3	4	
7	8	9	10	11	
14	15	16	17	18	
21	22	23	24	25	
28					

SEPTEMBER					21
M	T	W	Th	F	
		1	2	3	
6	7	8	9	10	
13	14	15	16	17	
20	21	22	23	24	
27	28	29	30		

Nov. 25-26 No School - Thanksgiving Break

Dec. 21 First Semester Ends

Jan. 5 Second Semester Begins

Jan. 17 No School - Martin Luther King Day - Professional Development

MARCH					9,13
M	T	W	Th	F	
	1	2	3	4	
7	8	9	10	11	
14	15	16	17	18	
21	22	23	24	25	
28	29	30	31		

OCTOBER					8,10
M	T	W	Th	F	
				1	
4	5	6	7	8	
11	12	13	14	15	
18	19	20	21	22	
25	26	27	28	29	

Feb. 10-11 No School - Conferences/Professional Development

Feb. 21 No School - Presidents' Day - Professional Development

Mar. 11 End of Third Quarter

Mar. 14 No School - Teacher Work Day

APRIL					16
M	T	W	Th	F	
				1	
4	5	6	7	8	
11	12	13	14	15	
18	19	20	21	22	
25	26	27	28	29	

NOVEMBER					20
M	T	W	Th	F	
1	2	3	4	5	
8	9	10	11	12	
15	16	17	18	19	
22	23	24	25	26	
29	30				

Apr. 4-8 Spring Break

May 6 Half-Day for Middle Schools (5th Grade Orientation)

May 30 Memorial Day

June 1 Last Day of School - Half Day

MAY					18
M	T	W	Th	F	
2	3	4	5	6	
9	10	11	12	13	
16	17	18	19	20	
23	24	25	26	27	
30	31				

DECEMBER					15
M	T	W	Th	F	
		1	2	3	
6	7	8	9	10	
13	14	15	16	17	
20	21	22	23	24	
27	28	29	30	31	

This calendar includes four days of school that may be used in case of inclement weather. **If fewer (or more) days are used, the last day of school will be adjusted accordingly.**

Quarter Dates/Student Days		
Oct. 12	44 days	
Dec. 21	45 days	89
Mar. 11	44 days	
June 1	47 days	91
Total	180 days	

JUNE					1
M	T	W	Th	F	
		1	2	3	
6	7	8	9	10	
13	14	15	16	17	
20	21	22	23	24	
27	28	29	30		

JANUARY					18
M	T	W	Th	F	
3	4	5	6	7	
10	11	12	13	14	
17	18	19	20	21	
24	25	26	27	28	
31					

▒ No School for Students
 ▒ Make-up snow days

JULY					0
M	T	W	Th	F	
				1	
4	5	6	7	8	
11	12	13	14	15	
18	19	20	21	22	
25	26	27	28	29	

Board Approved:



2009-10 School Calendar

*Middle and high school calendars are available at <www.mpsomaha.org>

AUGUST					14
M	T	W	Th	F	
3	4	5	6	7	
10	11	12	13	14	
17	18	19	20	21	
24	25	26	27	28	
31					

Aug. 12 First Day for Students

Sep. 7 No School - Labor Day

Oct. 13 End of First Quarter

Oct. 14-16 No School - Conferences/Work Day/Professional Development

FEBRUARY					17
M	T	W	Th	F	
	1	2	3	4	5
8	9	10	11	12	
15	16	17	18	19	
22	23	24	25	26	

SEPTEMBER					21
M	T	W	Th	F	
	1	2	3	4	
7	8	9	10	11	
14	15	16	17	18	
21	22	23	24	25	
28	29	30			

Nov. 26-27 No School - Thanksgiving Break

Dec. 22 First Semester Ends

Jan. 6 Second Semester Begins

Jan. 18 No School - Martin Luther King, Jr. Day

MARCH					10,12
M	T	W	Th	F	
	1	2	3	4	5
8	9	10	11	12	
15	16	17	18	19	
22	23	24	25	26	
29	30	31			

OCTOBER					9,10
M	T	W	Th	F	
			1	2	
5	6	7	8	9	
12	13	14	15	16	
19	20	21	22	23	
26	27	28	29	30	

Feb. 11-12 No School - Conferences/Professional Development

Feb. 15 No School - Presidents' Day - District Professional Development

Mar. 12 End of Third Quarter

Mar. 15 No School - Teacher Work Day

APRIL					17
M	T	W	Th	F	
			1	2	
5	6	7	8	9	
12	13	14	15	16	
19	20	21	22	23	
26	27	28	29	30	

NOVEMBER					19
M	T	W	Th	F	
2	3	4	5	6	
9	10	11	12	13	
16	17	18	19	20	
23	24	25	26	27	
30					

Apr. 5-9 Spring Break

May 7 Half-Day for Middle Schools (5th Grade Orientation)

May 31 Memorial Day

June 2 Last Day of School - Half Day

MAY					18
M	T	W	Th	F	
	3	4	5	4	7
10	11	12	13	14	
17	18	19	20	21	
24	25	26	27	28	
31					

DECEMBER					16
M	T	W	Th	F	
	1	2	3	4	
7	8	9	10	11	
14	15	16	17	18	
21	22	23	24	25	
28	29	30	31		

This calendar includes four days of school that may be used in case of inclement weather. **If fewer (or more) days are used, the last day of school will be adjusted accordingly.**

Quarter Dates/Student Days	
Oct. 13	44 days
Dec. 22	45 days 89
Mar. 12	44 days
June 2	47 days 91
Total	180 days

JUNE					2
M	T	W	Th	F	
	1	2	3	4	
7	8	9	10	11	
14	15	16	17	18	
21	22	23	24	25	
28	29	30			

JANUARY					17
M	T	W	Th	F	
				1	
4	5	6	7	8	
11	12	13	14	15	
18	19	20	21	22	
25	26	27	28	29	

▒ No School for Students
 ▒ Make-up snow days

JULY					0
M	T	W	Th	F	
			1	2	
5	6	7	8	9	
12	13	14	15	16	
19	20	21	22	23	
26	27	28	29	30	

Board Approved: January 21, 2008

AGENDA SUMMARY SHEET

AGENDA ITEM: Approval to attend Conference

MEETING DATE: January 19, 2009

DEPARTMENT: Board of Education

TITLE AND BRIEF DESCRIPTION:

ACTION DESIRED: Approval

BACKGROUND: Board members may attend one major convention per year. Attendance at additional conferences shall be approved by the board (Rule 8230.1)

OPTIONS/ALTERNATIVE CONSIDERATIONS: n/a

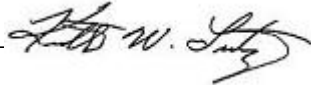
RECOMMENDATIONS: To approve the attendance of Dave Anderson and Linda Poole at the Federal Relations Network Conference.

STRATEGIC PLAN REFERENCE: n/a

IMPLICATIONS OF ADOPTION OR REJECTION: n/a

TIME LINE: n/a

PERSONS RESPONSIBLE: Board of Education

SUPERINTENDENT'S APPROVAL: _____  _____

AGENDA SUMMARY SHEET

AGENDA ITEM: Right-of-Way Easement to OPPD (Russell Middle School)

MEETING DATE: January 19, 2009

DEPARTMENT: General Administration

TITLE & BRIEF DESCRIPTION: Right-of-Way Easement to OPPD (Russell Middle School) – The granting of an easement to OPPD for the relocation of electrical equipment necessitated by the widening of Q Street.

ACTION DESIRED: Approval Discussion Information Only

BACKGROUND: The City is widening Q Street from Russell Middle School to Millard West High School. As a result, the utilities will need to be relocated. (See the attached.)

The attached Easement will need to be executed by the Board President and Secretary.

OPTIONS AND ALTERNATIVES: n/a

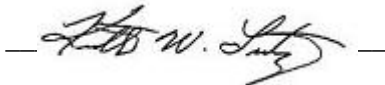
RECOMMENDATION: It is recommended that the District grant a Right-of-Way Easement to OPPD in Lot 1 of the Mission Park Addition as submitted.


STRATEGIC PLAN REFERENCE: n/a

IMPLICATIONS OF ADOPTION/REJECTION: n/a


TIMELINE: Immediate

RESPONSIBLE PERSON: Ken Fossen, Associate Superintendent (General Administration)

SUPERINTENDENT'S APPROVAL: 



MISC 2009008909



FEB 02 2009 13:41 P 3

Russell
3
FEE 15⁵⁰ FB M115 25750
BKP _____ C/O _____ COMP *hls*
DEL *MSJ* SCAN _____ FV *hls*
D

Received - DIANE L. BATTIATO
Register of Deeds, Douglas County, NE
2/2/2009 13:41:43.13



2009008909

Doc.# 3.002 02(408)

UNG
December 5, 2008

RIGHT-OF-WAY EASEMENT

Millard School District 17, a Nebraska political subdivision (hereafter referred to as "Grantor"), owner of the real estate described as follows,

Lot One (1), Mission Park, an Addition, as surveyed, platted and recorded in Douglas County, Nebraska. Excepting that part taken for road right of way.

in consideration of the sum of One Dollar (\$1.00) and other valuable consideration, receipt of which is hereby acknowledged, do hereby grant to the OMAHA PUBLIC POWER DISTRICT, a public corporation, its successors and assigns, hereafter referred to as "District", a permanent right of way easement with rights of ingress and egress thereto, to construct, operate, maintain, replace and remove its underground electric facilities, consisting of cables, wires, conduits, switchgears, manholes, drains, splicing boxes and other appurtenances, upon, over, along and under the following described real estate, to wit:

(See Exhibit "A" for sketch of easement area location.)

Subject to the terms and conditions hereof, Grantor hereby grants to the District, its successors and assigns, the right, privilege and authority to clear all trees, roots, brush, and other obstructions from the surface and subsurface of said strip as necessary to install District's facilities and to temporarily open any fences crossing said strip. Grantor agrees the grade shall not be reduced more than One foot (1') in elevation without the prior approval of the District. This easement shall terminate without further action of the parties hereto when the District's facilities are permanently removed from the easement area.

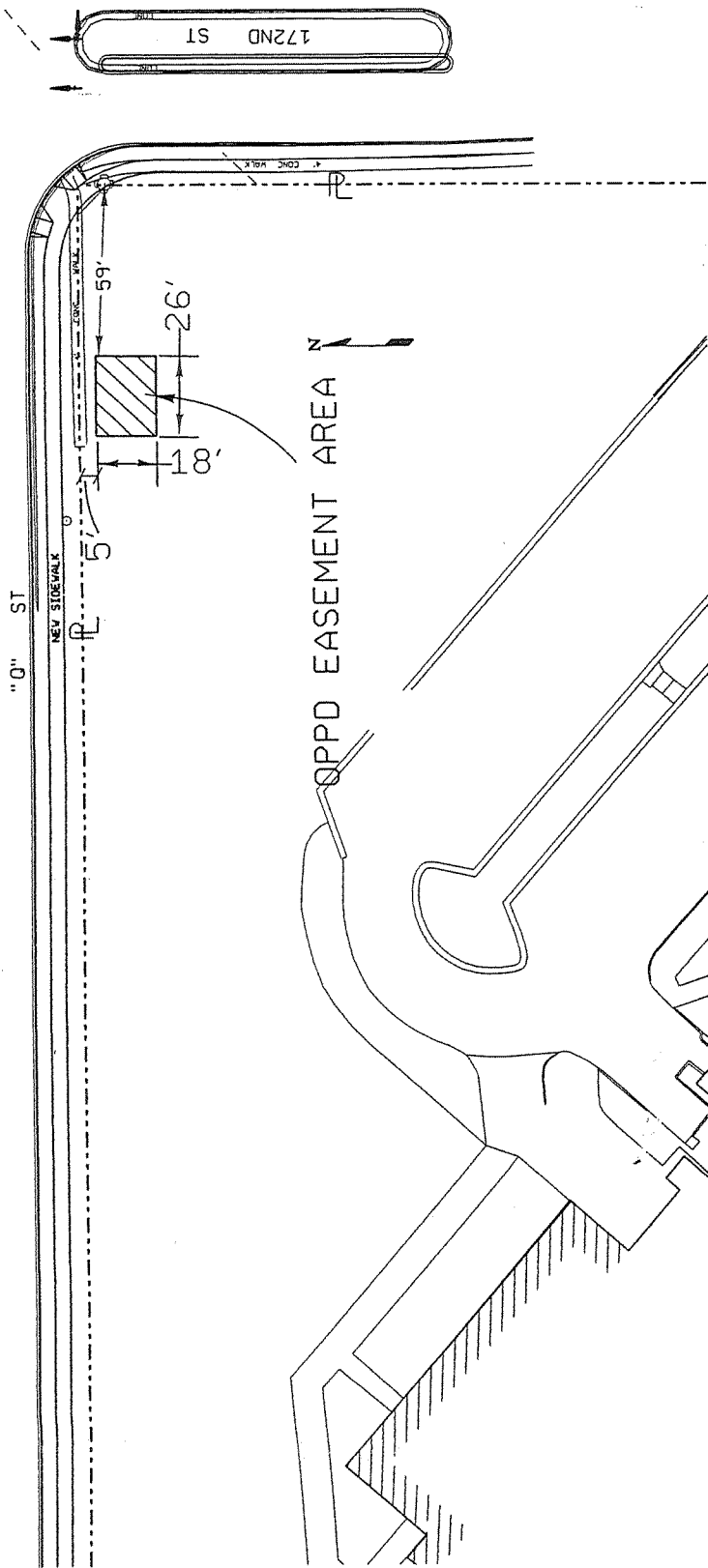
This easement is granted subject to the following conditions and restrictions, all of which shall govern the use and enjoyment of the easement by District and, by acceptance of this easement, District agrees, on behalf of itself and its successors and assigns, to perform and comply with all such conditions and restrictions:

1. District will promptly repair any damages to any improvements upon the Grantor's property caused by any construction, maintenance, repair, replacement or any other activities in or around the easement area caused by District, or District's employees, agents or contractors.
2. Only transformers, switches and the necessary cables to feed them shall be located above ground. All other facilities shall be located below ground. If this easement is terminated for any reason, all of District's facilities in the easement area shall be promptly removed by the District and the easement area restored as nearly as possible to the condition that existed prior to the installed of such facilities.
3. Grantor retains the right to use those portions of the surface of the easement area not being used for District's above ground facilities, for landscaping, and may pave the same for walks and drives or any other use that does not interfere with any of the rights herein granted to District. Grantor may grant easements to others over and upon the easement area for uses that are not inconsistent with the District's use of the easement area.

The Grantor covenants that it has lawful possession of said real estate, good, right and lawful authority to make such conveyance and that Grantor and its successors and assigns shall warrant and defend the same and will indemnify and hold harmless the District forever against the claims of all persons whomever in any way asserting any right, title or interest prior to or contrary to this conveyance.

RETURN TO:
CMAHA PUBLIC POWER DISTRICT
% Land Rights 5E/EP2
444 South 16th Street Mall
Omaha, NE 68102-2247

EXHIBIT "A"



NE ¼, Section 09, T 14 N, R 11 E, County Douglas ROW RD Date December 5, 2008

Customer Rep. Young Engineer McGuire Svc Req. # W.O.# 265603

AGENDA SUMMARY SHEET

AGENDA ITEM: Right-of-Way Easement to OPPD (Millard West High School)

MEETING DATE: January 19, 2009

DEPARTMENT: General Administration

TITLE & BRIEF DESCRIPTION: Right-of-Way Easement to OPPD (Millard West High School) – The granting of an easement to OPPD for the relocation of electrical equipment necessitated by the widening of Q Street.

ACTION DESIRED: Approval Discussion Information Only

BACKGROUND: The City is widening Q Street from Russell Middle School to Millard West High School. As a result, the utilities will need to be relocated. (See the attached.)

The attached Easement will need to be executed by the Board President and Secretary.

OPTIONS AND ALTERNATIVES: n/a

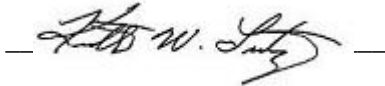
RECOMMENDATION: It is recommended that the District grant a Right-of-Way Easement to OPPD in Lot 1 of the Cinnamon Creek Addition as submitted.


STRATEGIC PLAN REFERENCE: n/a

IMPLICATIONS OF ADOPTION/REJECTION: n/a


TIMELINE: Immediate

RESPONSIBLE PERSON: Ken Fossen, Associate Superintendent (General Administration)

SUPERINTENDENT'S APPROVAL: 



MISC 2009008908



FEB 02 2009 13:41 P 3

MILLARD
misc
FEE 15.50 FB M1106445
3 SKP C/O COMP
DEL MSJ SCAN FV

Received - DIANE L. BATTIATO
Register of Deeds, Douglas County, NE
2/2/2009 13:41:10.35



2009008908

Doc.# 3,002 02(407)

UNG
December 5, 2008

RIGHT-OF-WAY EASEMENT

Millard School District 17, a Nebraska political subdivision (hereafter referred to as "Grantor"), owner of the real estate described as follows,

Lot One (1), Cinnamon Creek, an Addition, as surveyed, platted and recorded in Douglas County, Nebraska. Excepting that part taken for road right of way.

in consideration of the sum of One Dollar (\$1.00) and other valuable consideration, receipt of which is hereby acknowledged, do hereby grant to the OMAHA PUBLIC POWER DISTRICT, a public corporation, its successors and assigns, hereafter referred to as "District", a permanent right of way easement with rights of ingress and egress thereto, to construct, operate, maintain, replace and remove its underground electric facilities, consisting of cables, wires, conduits, switchgears, manholes, drains, splicing boxes and other appurtenances, upon, over, along and under the following described real estate, to wit:

(See Exhibit "A" for sketch of easement area location.)

Subject to the terms and conditions hereof, Grantor hereby grants to the District, its successors and assigns, the right, privilege and authority to clear all trees, roots, brush, and other obstructions from the surface and subsurface of said strip as necessary to install District's facilities and to temporarily open any fences crossing said strip. Grantor agrees the grade shall not be reduced more than One foot (1') in elevation without the prior approval of the District. This easement shall terminate without further action of the parties hereto when the District's facilities are permanently removed from the easement area.

This easement is granted subject to the following conditions and restrictions, all of which shall govern the use and enjoyment of the easement by District and, by acceptance of this easement, District agrees, on behalf of itself and its successors and assigns, to perform and comply with all such conditions and restrictions:

1. District will promptly repair any damages to any improvements upon the Grantor's property caused by any construction, maintenance, repair, replacement or any other activities in or around the easement area caused by District, or District's employees, agents or contractors.
2. Only transformers, switches and the necessary cables to feed them shall be located above ground. All other facilities shall be located below ground. If this easement is terminated for any reason, all of District's facilities in the easement area shall be promptly removed by the District and the easement area restored as nearly as possible to the condition that existed prior to the installed of such facilities.
3. Grantor retains the right to use those portions of the surface of the easement area not being used for District's above ground facilities, for landscaping, and may pave the same for walks and drives or any other use that does not interfere with any of the rights herein granted to District. Grantor may grant easements to others over and upon the easement area for uses that are not inconsistent with the District's use of the easement area.

The Grantor covenants that it has lawful possession of said real estate, good, right and lawful authority to make such conveyance and that Grantor and its successors and assigns shall warrant and defend the same and will indemnify and hold harmless the District forever against the claims of all persons whomever in any way asserting any right, title or interest prior to or contrary to this conveyance.

RETURN TO:
OMAHA PUBLIC POWER DISTRICT
% Land Rights 5E/EP2
444 South 16th Street Mall
Omaha, NE 68102-2247

IN WITNESS WHEREOF, Grantor has executed this instrument this 19 day of January, 2008.⁰⁹

Attest:


Millard School District 17

By: Linda Pool
Its: SECRETARY

By: Michael Pate
Its: PRESIDENT

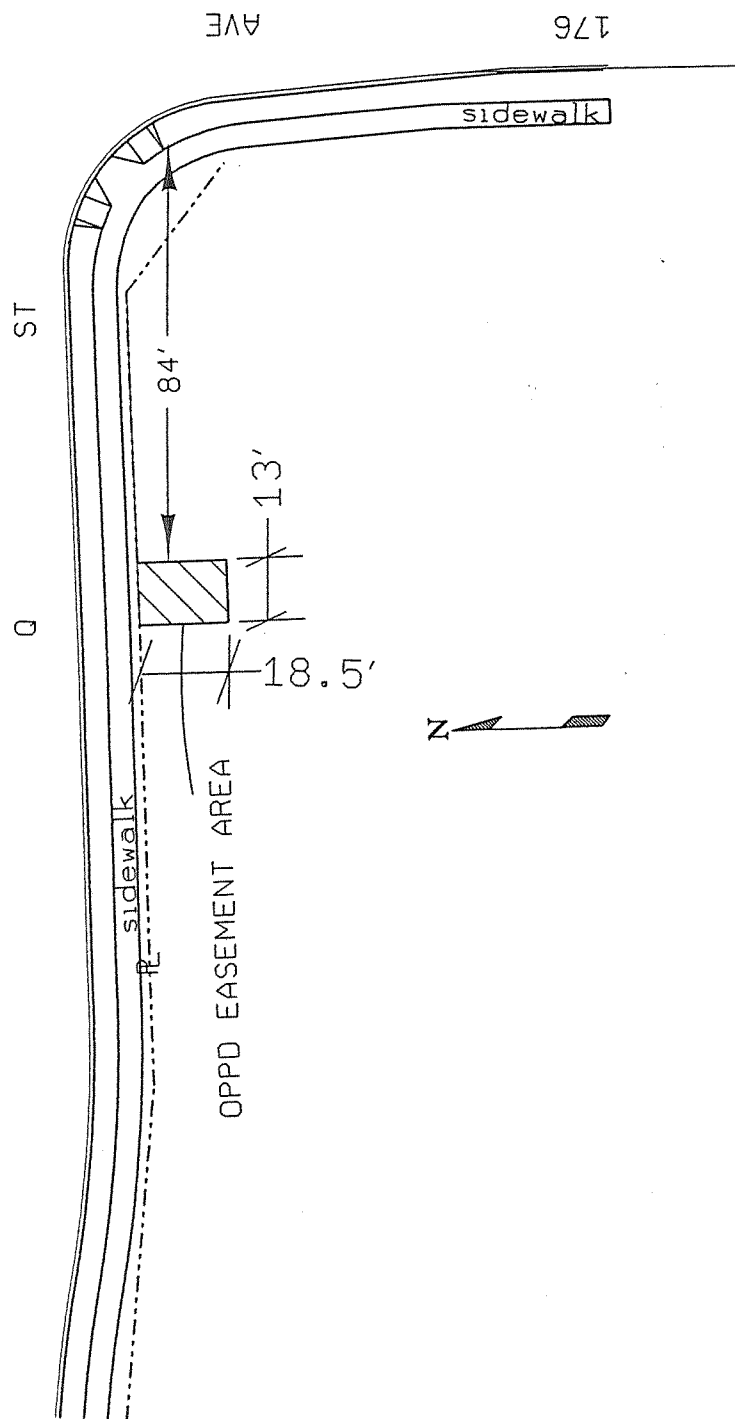
STATE OF NEBRASKA)
) ss.
COUNTY OF DOUGLAS)

The foregoing instrument was acknowledged before me this 19 day of January, 2008, by MICHAEL PATE, President of the Board of Education of Millard School District 17, a Nebraska political subdivision, on behalf of the School District.



Sheila M. Phelps
Notary Public
My commission expires: Dec. 10, 2010

EXHIBIT "A"



AGENDA SUMMARY SHEET

Agenda Item: Administrator Job Description Change

Meeting Date: January 19, 2009

Department: Human Resources

Title and Brief Description: We are completing the examination and updating of the job descriptions (2000 series).

Action Desired: Change Rule 2100.08

Background: This rule (job description) needs to be reviewed for change of Title.

Options/Alternatives Considered: N/A

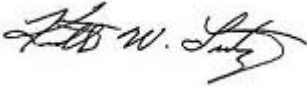
Recommendations: Change Rule 2100.08

Strategic Plan Reference: N/A

Implications of Adoption/Rejection: N/A

Timeline: We will continue to bring job descriptions from the 2000 series to you this year.

Responsible Persons: Kirby Eltiste

Superintendent's Signature: _____  _____

Administrator Job Description

2100.08

Title: ~~Associate Superintendent~~ Executive Director of Human Resources

Reports to: Superintendent of Schools

General Summary: Directs the planning, implementation and evaluation of the human resources program to ensure that it effectively supports the development and implementation of the educational programs and services of the District, including: recruiting, hiring, compensating, retaining, supervising, evaluating, and dismissing district employees.

Essential Functions:

- I. Plans and administers an efficient modern system of recruiting, hiring, compensating, retaining, supervising, evaluating, and dismissing district employees. (30%)
- II. Supervises the Director of Personnel, the Director of Employee Relations, the Director of Pupil Services, and the HR Recruiter. (10%)
- III. Directs the New Administrator Induction Program and supervises, assists, and evaluates the work of principals and other administrative staff as directed by the Superintendent. (10%)
- IV. Prepares and administers of the District's human resources budget. (10%)
- V. Communicates to the Superintendent the human resource requirements and needs of the District. Maintains contact with all departments and schools in planning and anticipating personnel needs of the school program. (10%)
- VI. Develops, administers and interprets board policies related to the human resources function. (10%)
- VII. Assists the Superintendent in directing the administration and coordination of the District's program. (5%)
- VIII. Keeps informed of and interprets all court decisions, regulations, statutes, rules and policies affecting his/her division. (5%)
- IX. Attends board meetings and prepares such reports for the Board as the Superintendent may request. (5%)
- X. Assumes other responsibilities as assigned by the Superintendent. (5%)

Qualifications:

- I. Education Level: A doctoral degree from an approved institution with a major in educational administration or the accepted equivalent is preferred. A six-year specialist degree in educational administration or the accepted equivalent is required.
- II. Certification or Licensure: Appropriate Nebraska Administrative certificate.
- III. Experience desired: Five years of successful experience in personnel administration; three years preferred.
- IV. Other requirements: Experience, maturity and leadership abilities in appropriate facets of school administration; the ability to select, supervise and evaluate the work of others, and the ability to evaluate and manage the personnel function of the school district.

Special Requirements:

	Occasional <u>1 - 32%</u>	Frequent 33 - 66%	Constant 67% +
1. Standing	x		
2. Walking		x	
3. Sitting		x	
4. Lifting <u>20</u> lb max.	x		
5. Carrying <u>25</u> feet	x		
6. Pushing / Pulling	x		
7. Climbing / Balancing	x		
8. Stooping / Kneeling / Crouching / Crawling.....	x		
9. Reaching / Handling.....	x		
10. Speaking / Hearing			x
11. Seeing / depth perception / color.....			x

The statements herein are intended to describe the general nature and level of work being performed by employees assigned to this classification. They are not intended to be construed as an exhaustive list of all responsibilities, duties, and skills required of personnel so classified. Responsibilities and duties assigned are at the discretion of the Superintendent.

Employee Signature: _____

Date: _____

Supervisor Signature: _____

Date: _____

Rule Approved:

Revised: May 20, 1996; September 21, 1998; July 12, 1999; June 5, 2000

Revised: November 1, 2004; June 6, 2005; November 6, 2006

Millard Public Schools

Omaha, NE

AGENDA ITEM: Administrator Recommended for Hire

MEETING DATE: January 19, 2009

DEPARTMENT: Human Resources

TITLE & DESCRIPTION: Executive Director of Human Resources, Don Stroh Administration Center

ACTION DESIRED: Approval

BACKGROUND: The position was advertised in the Omaha World Herald, AASA, Education Week, and in Millard's job postings. Eleven applications were received. I am recommending the following individual for the position.

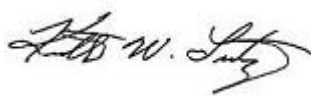
Jim Sutfin Recommended for Executive Director of Human Resources, Don Stroh Administration Center. He is currently the Director of Personnel. Prior to that he was the Principal at Central Middle School from 2001 through 2006, Assistant Principal at Russell Middle School from 1998 to 2001, and science teacher at West High School from 1995 to 1998. Before joining Millard in 1995, he taught at Bellevue Public Schools from 1989 to 1995.

Education: BA from the University of Nebraska at Lincoln in 1989, Masters from University of Nebraska at Omaha in 1993 and Doctorate from the University of Nebraska at Omaha in 2002.

OPTIONS & ALTERNATIVES: N/A

RECOMMENDATION: Approval

PERSON RECOMMENDING: Dr. Keith Lutz

SUPERINTENDENT APPROVAL: 

AGENDA SUMMARY SHEET

MEETING DATE: January 19, 2009

DEPARTMENT: Human Resources

ACTION DESIRED: Approval

BACKGROUND: Personnel items: (1) Hires; (2) Resignation; (3) LOA; (4) Contract Amendment; and (5) VSP

OPTIONS & ALTERNATIVES: NA

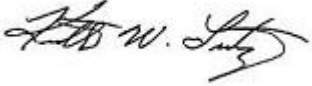
RECOMMENDATION: Approval

STRATEGIC PLAN REFERENCE: N/A

IMPLICATIONS OF ADOPTION OR REJECTION: N/A

TIMELINE: N/A

RESPONSIBLE PERSON: Dr. Kirby Eltiste

SUPERINTENDENT APPROVAL: _____  _____

January 19, 2009

AMENDMENT TO CONTINUING CONTRACTS

Recommend: amendment to the following contracts:

1. Nicholas Kintzle – Social Studies teacher at South High School beginning August 6, 2009. Amend contract from 50% to 100%. (He is currently 50% social studies teacher and 50% security guard at South High School.)
2. Michelle Hallett – Grade 1 teacher at Morton Elementary School (.5 Job Share) beginning August 6, 2009. Amend contract from 100% to 50% Job Share. (She is currently a kindergarten teacher (1.0).)
3. Amanda Dana – Grade 1 teacher at Morton Elementary School (.5 Job Share) beginning August 6, 2009. Amend contract from 100% to 50% Job Share. (She is currently a first grade teacher (1.0).)

January 19, 2009

LEAVE OF ABSENCE REQUESTS

Recommend: the following extended leave without pay requests be approved:

1. Melissa Dabadie – Montessori teacher at Norris Elementary School. She is requesting a Leave of Absence beginning January 5, 2009 for the rest of the 2008/2009 school year for family reasons.

January 19, 2009

RESIGNATIONS

Recommend: the following resignations be accepted:

1. Marci Petta – Grade 3 teacher at Willowdale Elementary School. She is resigning at the end of the 2008/2009 school year for family reasons.

January 19, 2009

Voluntary Separation

Recommend: The following qualified candidates be approved to participate in the District's Voluntary Separation Program:

28. Elizabeth Olson – MEP Facilitator @ CSMI – 21 years of service.
29. Kay Milow – Core teacher @ Cather Elementary School – 11 years of service.
30. Mary Strasil – Special Ed Resource teacher @ North High School – 22 years of service.
31. Diane Hansler – Family Consumer Science teacher @ West High School – 24 years of service.
32. Michael Neemann – Math teacher @ North High School – 33 years of service.

January 19, 2009

TEACHERS RECOMMENDED FOR HIRE

Recommend: the following teachers be hired:

1. Emily Johnson – MA+2 – University of South Dakota @ Vermillion. Speech Pathologist @ YAP beginning January 19, 2009. Previous Exp: Perry, GA (2007/2008); South Sioux City, NE (2005/2007); Dell Rapids, SD (2001/2004).
2. Kristina Leymaster – BA – University of NE at Kearney. Grade 2 teacher at Harvey Oaks Elementary School beginning January 13, 2009. Previous Exp: O’Neill, NE (2006/2008).
3. Justin Higgins – BA – University of Nebraska at Lincoln. Science teacher (Short-Term) at West High School beginning December 15, 2008.
4. Patricia O’Connor – BA – College of St Mary. Language Arts teacher at South High School beginning January 12, 2009.
5. Nicole Wojtowicz – BA – Maryville College. READ teacher (.5 FTE) beginning January 5, 2009.
6. Eric Daigle – BA – University of Nebraska at Lincoln. Industrial Tech teacher at North Middle School for the 2009/2010 school year.
7. Aaron Harding – BA+30 – Dana College. Math teacher at North High School for the 2009/2010 school year.
8. Carrie Lasher – BA – University of Nebraska at Lincoln. Family Consumer Science teacher at Russell Middle School for the 2009/2010 school year.
9. Anna Schardt – BA – University of Nebraska at Lincoln. Special Ed Resource teacher at Neihardt Elementary School beginning January 13, 2009.
10. Sarah Wells – BA – Dakota Wesleyan. Multi-Cat Special Ed teacher at Cody Elementary School for the 2009/2010 school year.
11. Courtney Sandberg – BA – University of Nebraska at Omaha. Science teacher at Beadle Middle School for the 2009/2010 school year.
12. Brenda Schmidt – MA – University of Nebraska at Lincoln. Family Consumer Science teacher at West High School for the 2009/2010 school year. Previous Exp: UNL (2003/2009); Lincoln Public Schools (1998/2003); Des Moines, IA (1996/1998).
13. Diane Howard – Ed Specialist – University of Nebraska at Omaha. School Psychologist for the 2009/2010 school year. Previous Exp: Omaha Public Schools (2008/2009); Fort Madison, IA (2007/2008); Keller, TX (2005/2007); Millard Public Schools (1997/2005).
14. Brett Struck – BA+30 – Buena Vista College. Hired for the 2009/2010 school year with position and building to be determined. Previous Exp: Council Bluffs, IA (2006/2009); Omaha Public Schools (2001/2006).

15. Angela Lallman – BA –University of Nebraska at Lincoln. Foreign Language teacher at North High School for the 2009/2010 school year. Previous Exp: Millard Public Schools (1992/1994).
16. Thomas Martin – MA – Doane College. Social Studies teacher at South High School for the 2009/2010 school year. Previous Exp: Omaha Public Schools (1999/2009).

The following individuals were hired on a short-term contract for the 2008/2009 school year and have now been offered a regular contract for the 2009/2010 school year.

1. Christine Carroll – Language Arts teacher at North High School.
2. Jennifer Neuberger – Language Arts teacher at North Middle School.

AGENDA SUMMARY SHEET

AGENDA ITEM: Enrollment Report

Meeting Date: 01/19/09

Department: Planning and Evaluation

Title and Brief Description: Once each quarter, we will put a summary sheet on the monthly enrollment report, indicating why the high school numbers are down. The information in the table below presents changes from September 20, 2008 to December 19, 2008.

Action Desired: Approval ___ Discussion ___ Information Only x

Background:

Reason	North	South	West	MLC
Transfer out of district	12	12	19	6
Early Graduate			31	16
Not attending, eligible to return	0	4	1	2
Withdraw for personal or academic reasons	2	0	3	8
Exiter, neither completer or drop out				1
TOTAL	14	16	54	33

The totals above indicate 117 students have left the high schools since the start of the year. The enrollment sheet shows a loss of 28 which means 89 have enrolled in the high schools since August 2008

Options/Alternatives Considered: N.A.

Recommendations: N.A.

Strategic Plan Reference: N.A.

Implications of Adoption/Rejection: N.A.

Timeline: N.A.

Responsible Persons: Jon Lopez

Superintendent's Signature: _____

**December 19, 2008
Millard Public Schools
Total Enrollment**

Elementary	K	1	2	3	4	5	SpEd	Current	YTD	Official 9/08	
							Cluster				Total
Abbott (3 unit)	83	67	68	68	61	68		415	2	4	411
Ackerman (4 unit)	101	96	80	85	95	94		551	-3	1	550
Aldrich (3 unit)	56	50	97	70	84	68		425	0	-4	429
Black Elk (3 unit)	80	89	97	85	99	92		542	0	5	537
Bryan (3 unit)	68	72	62	60	58	63		383	4	2	381
Cather (3 unit)	77	79	76	72	66	66		436	4	6	430
Cody (2 unit)	31	35	38	30	31	26	20	211	1	1	210
Cottonwood (3 unit)	56	57	56	57	66	50		342	-2	-4	346
Disney (3 unit)	47	43	45	33	52	31	13	264	-2	0	264
Ezra Millard (3 unit)	58	62	63	64	61	82	9	399	0	8	391
Harvey Oaks (2 unit)	47	45	53	50	47	47		289	3	1	288
Hitchcock (2 unit)	21	25	29	23	24	35	16	173	-1	-2	175
Holling Heights (3 unit)	65	65	66	71	65	57	4	393	2	5	388
Montclair (4 unit)	87	86	93	92	67	103		528	0	-2	530
Morton (3 unit)	44	57	59	66	55	72	13	366	3	9	357
Neihardt (4 unit)	81	104	105	104	74	86		554	-1	5	549
Norris (3 unit)	62	50	57	59	54	55		337	-1	-3	340
Reagan (3 unit)	117	99	102	82	84	58		542	-2	-1	543
Reeder (3 unit)	60	91	71	77	63	60	14	436	3	1	435
Rockwell (3 unit)	51	49	52	43	45	34	21	295	0	0	295
Rohwer (3 unit)	71	79	78	79	81	63	16	467	0	-4	471
Sandoz (3 unit)	52	53	50	54	46	55		310	1	-2	312
Upchurch (3 unit)	78	57	48	43	35	26		287	0	0	287
Wheeler (4 unit)	97	96	100	98	79	88	23	581	1	0	581
Willowdale (3 unit)	53	69	70	84	68	77		421	-1	4	417
Totals	1643	1675	1715	1649	1560	1556	149	9947	11	30	9917

	6	7	8	9	10	11	12	SpEd	Total	Change	Change	Official 9/08
								Prgm				
Andersen MS	245	269	244					11	758	-3	2	756
Beadle MS	301	303	242					31	846	0	7	839
Central MS	251	219	259					27	729	-1	-6	735
Kiewit MS	301	292	331					3	924	1	-5	929
North MS	246	242	241					13	729	-1	-3	732
Russell MS	282	289	283					7	854	0	3	851
MS Alternative	0	10	13						23	0	5	18
Totals	1626	1624	1613					92	4863	-4	3	4860

North HS				586	580	627	618	32	2411	3	-25	2436
South HS				519	524	488	532	21	2063	2	-12	2075
West HS				520	532	557	498	24	2107	-3	-3	2110
Millard Learning Center				0	0	23	72		95	-4	12	83
Totals				1625	1636	1695	1720	77	6676	-2	-28	6704

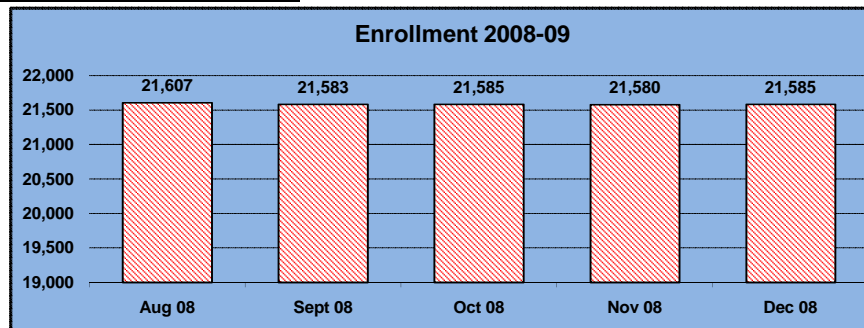
*Millard West enrollment figure reflects 2 first semester graduates and 31 second semester graduates

Preschool	
Cody Early Start	10
Norris	18
Sandoz ELL	19
Montessori - Montclair	83
Montessori - Norris	17
Bryan	35
Disney	9
Holling Heights	34
Neidhardt	36
Rockwell	35
Total	296

Preschool SPED	
Cody	64
Disney	29
Hitchcock	28
Montclair	31
Reeder	33
Sandoz	18
Contracted	5
Infants	86
Total	294

Contracted SPED	44	0	-1	45
Young Adult Program	55	0	-2	57
Total District K-12	21585	5	2	21583
Total District PreK-12	22175	30	46	22129

12/19/2008	
Elementary	9947
Middle Sch	4863
High Sch	6676
Contracted	44
Young Adult	55
Total	21585
10/20/2008	
Elementary	9922
Middle Sch	4868
High Sch	6695
Contracted	45
Young Adult	55
Total	21585
Current Chg	5
YTD Change	2



Elementary	Classroom Enrollment						Total	Current Change	YTD Change	Official 09/08 Enrollment	Class Size W/out SPED
	K	1	2	3	4	5					
Abbott	21	22	23	23	20	23					
	20	22	23	23	20	22					
	21	23	22	22	21	23					
	21										
Total Students	83	67	68	68	61	68	415	2	4	411	415
Total Teachers	4.0	3	3	3	3	3	19.0				19.0
Classroom Avg	21	22.3	22.7	22.7	20.3	22.7	22				22

Elementary	Classroom Enrollment						Total	Current Change	YTD Change	Official 09/08 Enrollment	Class Size W/out SPED
	K	1	2	3	4	5					
Ackerman	21	18	20	20	24	24					
	19	19	19	21	25	24					
	21	19	20	22	23	23					
	20	20	21	22	23	23					
	20	20									
Total Students	101	96	80	85	95	94	551	-3	1	550	551
Total Teachers	5	5	4	4	4	4	26.0				26.0
Classroom Avg	20.2	19.2	20.0	21.3	23.8	23.5	21				21

Elementary	Classroom Enrollment						Total	Current Change	YTD Change	Official 9/08 Enrollment	Class Size W/out SPED
	K	1	2	3	4	5					
Aldrich	20	17	23	23	21	23					
	16	17	25	24	21	22					
	20	16	25	23	20	23					
			24			22					
Total Students	56	50	97	70	84	68	425	0	-4	429	425
Total Teachers	3	3	4	3	4	3	20.00				20
Classroom Avg	18.7	16.7	24.3	23.3	21.0	22.7	21				21

Elementary	Classroom Enrollment						Total	Current Change	YTD Change	Official 9/08 Enrollment	Class Size W/out SPED
	K	1	2	3	4	5					
Black Elk	21	22	23	22	20	23					
	20	23	25	21	20	23					
	18	22	24	21	20	23					
	21	22	25	21	19	23					
					20						
Total Students	80	89	97	85	99	92	542	0	5	537	542
Total Teachers	4	4	4	4	5	4	25				25
Classroom Avg	20.0	22.3	24.3	21.3	19.8	23.0	22				22

Elementary	Classroom Enrollment						Total	Current Change	YTD Change	Official 9/08 Enrollment	Class Size W/out SPED
	K	1	2	3	4	5					
Bryan	17	24	20	19	19	21					
	17	24	22	21	19	20					
	18	24	20	20	20	22					
	16										
Total Students	68	72	62	60	58	63	383	4	2	381	383
Total Teachers	4	3	3	3	3	3	19				19
Classroom Avg	17.0	24.0	20.7	20.0	19.3	21.0	20				20

Elementary	Classroom Enrollment						SpEd Cluster Prgm					Total	Current Change	YTD Change	Official 9/08 Enrollment	Class Size W/out SPED	
	K	1	2	3	4	5	C-K	C-1	C-2	C-3	C-4						C-5
Cather	14	15	16	23	19	23	24	24	23	24	23	23					
	15	16	14				24	24	23	25	24	20					
Total Students	29	31	30	23	19	23	48	48	46	49	47	43	436	4	6	430	436
Total Teachers	2	2	2	1	1	1	2	2	2	2	2	2	21				21
Classroom Avg	14.5	15.5	15.0	23.0	19.0	23.0	24.0	24.0	23.0	24.5	23.5	21.5	21				21

Elementary	Classroom Enrollment						SpEd Cluster Prgm	Total	Current Change	YTD Change	Official 9/08 Enrollment	Class Size W/out SPED
	K	1	2	3	4	5	6					
Cody	14	18	19	15	15	13	6					
	17	17	19	15	16	13	7					
							7					
Total Students	31	35	38	30	31	26	20	211	1	1	210	191
Total Teachers	2	2	2	2	2	2	3	15				12
Classroom Avg	15.5	17.5	19.0	15.0	15.5	13.0	6.7	14				16

Elementary	Classroom Enrollment						Total	Current Change	YTD Change	Official 9/08 Enrollment	Class Size W/out SPED
	K	1	2	3	4	5					
Cottonwood	19	18	18	19	23	25					
	17	20	18	18	21	25					
	20	19	20	20	22						
Total Students	56	57	56	57	66	50	342	-2	-4	346	342
Total Teachers	3	3	3	3	3	2	17				17
Classroom Avg	18.7	19.0	18.7	19.0	22.0	25.0	20				20

Elementary	Classroom Enrollment						SpEd Cluster Prgm	Total	Current Change	YTD Change	Official 9/08 Enrollment	Class Size W/out SPED
	K	1	2	3	4	5	6					
Disney	23	20	15	17	17	17	7					
	24	23	14	16	17	14	6					
			16		18							
Total Students	47	43	45	33	52	31	13	264	-2	0	264	251
Total Teachers	2	2	3	2	3	2	2	16				14
Classroom Avg	24	22	15	17	17	16	7	17				18

	K	1	2	3	4	5	SpEd	Total	Current Change	YTD Change	Official 9/08 Enrollment	Class Size W/out SPED
							Cluster Prgm					
Ezra Millard	19	21	21	22	21	22	2				136	
	19	20	21	20	20	19	7					
	20	21	21	22	20	20						
Total Students	58	62	63	64	61	82	9	399	0	8	391	390
Total Teachers	3	3	3	3	3	4	2	21				19
Classroom Avg	19.3	20.7	21.0	21.3	20.3	20.5	5	19				21

	K	1	2	3	4	5	Total	Current Change	YTD Change	Official 9/08 Enrollment	Class Size W/out SPED
	16	23	26	25	23	24					
	15										
Total Students	47	45	53	50	47	47	289	3	1	288	289
Total Teachers	3	2	2	2	2	2	13.0				13
Classroom Avg	15.7	22.5	26.5	25.0	23.5	23.5	22				22

	K	1	2	3	4	5	SpEd	Total	Current Change	YTD Change	Official 9/08 Enrollment	Class Size W/out SPED
							Cluster Program					
Hitchcock	21	12	13	23	24	20	8				175	157
		13	16			15	8					
Total Students	21	25	29	23	24	35	16	173	-1	-2	175	157
Total Teachers	1	2	2	1	1	2	2	11.0				9
Classroom Avg	21.0	12.5	14.5	23.0	24.0	17.5	8.0	16				17

	K	1	2	3	4	5	SpEd	Total	Current Change	YTD Change	Official 9/08 Enrollment	Class Size W/out SPED
							Cluster Program					
Holling Heights	21	23	23	24	22	20	2				388	389
	22	21	21	23	23	19	2					
	22	21	22	24	20	18						
Total Students	65	65	66	71	65	57	4	393	2	5	388	389
Total Teachers	3	3	3	3	3	3	2	20.0				18
Classroom Avg	21.7	21.7	22.0	23.7	21.7	19.0	2.0	20				22

	K	1	2	3	4	5	M-K	M1-3	M4-5	Total	Current Change	YTD Change	Official 9/08 Enrollment	Class Size W/out SPED
	20	20	19	16	17	21	15	23	21					
				18		14	17	23	19					
								23	20					
								24						
								24						
Total Students	39	42	37	51	34	56	48	141	80	528	0	-2	530	528
Total Teachers	2	2	2	3	2	3	2	6	4	26				26
Classroom Avg	19.5	21.0	18.5	17.0	17.0	18.7	24.0	23.5	20.0	20				20

	K	1	2	3	4	5	SpEd	Total	Current Change	YTD Change	Official 9/08 Enrollment	Class Size W/out SPED
							Cluster Program					
Morton	22	22	17	19	18	23	7				357	353
	22	21	20	23	19	24	6					
		14	22	24	18	25						
Total Students	44	57	59	66	55	72	13	366	3	9	357	353
Total Teachers	2	3	3	3	3	3	2.0	19				17.0
Classroom Avg	22.0	19.0	19.7	22.0	18.3	24.0	6.5	19				21

	K	1	2	3	4	5	Total	Current Change	YTD Change	Official 9/08 Enrollment	Class Size W/out SPED
	16	21	20	20	26	21					
	17	21	22	20	25	22					
	17	20	20	21		22					
	17	21	21	22							
Total Students	81	104	105	104	74	86	554	-1	5	549	554
Total Teachers	5	5	5	5	3	4	27.0				27.0
Classroom Avg	16.2	20.8	21.0	20.8	24.7	21.5	21				21

	K	1	2	3	4	5	M-K	M1-3	M-4	Total	Current Change	YTD Change	Official 9/08 Enrollment	Class Size W/out SPED
	21	15	19	20	17	21	13	18	18					
								21						
Total Students	41	28	38	40	34	41	21	60	34	337	-1	-3	340	337
Total Teachers	2	2	2	2	2	2	2	3	2	19.0				19.0
Classroom Avg	20.5	14.0	19.0	20.0	17.0	20.5	10.5	20.0	17.0	18				18

	K	1	2	3	4	5	M-K	M1-3	M-4	Total	Current Change	YTD Change	Official 9/08 Enrollment	Class Size W/out SPED
	19	20	22	21	22	22								
	20	13	16	20	23	21								
	20	22	24	21	17									
	20	22	24											
	19													
Total Students	117	99	102	82	84	58	542	-2	-1	543	542			
Total Teachers	6	5	5	4	4	3	27.0				27.0			
Classroom Avg	19.0	19.3	19.5	20.5	21.0	19.3	20				20			

	K	1	2	3	4	5	SpEd	Total	Current Change	YTD Change	Official 9/08 Enrollment
							Program				
Reeder	20	23	24	26	21	22	7				
	20	23	24	26	21	23	7				
	20	23	23	25	21	15					137
		22									
Total Students	60	91	71	77	63	60	14	436	3	1	435
Total Teachers	3	4	3	3	3	3	2.0	21.0			19.0
Classroom Avg	20.0	23.0	23.7	25.7	21.0	20.0	7.0	21			22

	K	1	2	3	4	5	SpEd	Total	Current Change	YTD Change	Official 9/08 Enrollment
							Cluster Program				
Rockwell	17	16	17	14	14	16	6				
	17	17	17	14	15	18	6				
	17	16	18	15	16		9				
Total Students	51	49	52	43	45	34	21	295	0	0	295
Total Teachers	3.0	3	3	3	3	2	3	20.0			17.0
Classroom Avg	17.0	16.3	17.3	14.3	15.0	17.0	7.0	15			16

	K	1	2	3	4	5	SpEd	Total	Current Change	YTD Change	Official 9/08 Enrollment
							Cluster Program				
Rohwer	24	20	20	22	20	21	8				
	24	20	20	22	20	21	8				
	23	20	17	19	21	21					
		19	21	16	20						
Total Students	71	79	78	79	81	63	16	467	0	-4	471
Total Teachers	3	4	4	4	4	3	2	24.0			22
Classroom Avg	23.7	19.8	19.5	19.8	20.3	21.0	8.0	19			21

	K	1	2	3	4	5	Total	Current Change	YTD Change	Official 9/08 Enrollment
	17	17	16	18	24	18				
	18	17	19	18	19					
Total Students	52	53	50	54	46	55	310	1	-2	312
Total Teachers	3	3	3	3	2	3	17			17
Classroom Avg	17.3	17.7	16.7	18.0	23.0	18.3	18			18

	K	1	2	3	4	5	Total	Current Change	YTD Change	Official 9/08 Enrollment
	21	18	24	22	17					
	21	20								
	15									
Total Students	78	57	48	43	35	26	287	0	287	287
Total Teachers	4	3	2	2	2	1	14			14
Classroom Avg	19.5	19.0	24.0	21.5	17.5	26.0	21			21

	K	1	2	3	4	5	SpEd	Total	Current Change	YTD Change	Official 9/08 Enrollment
							Cluster Prgm				
Wheeler	21	20	20	19	20	22	12				
	16	19	19	20	20	20	4				
	21	16	22	21	22	23	7				
	21	21	19	18	17	23					
	18	20	20	20							
Total Students	97	96	100	98	79	88	23	581	1	0	581
Total Teachers	5	5	5	5	4	4	3	31			28
Classroom Avg	19.4	19.2	20.0	19.6	19.8	22.0	7.7	19			20

	K	1	2	3	4	5	Total	Current Change	YTD Change	Official 9/08 Enrollment
	18	23	24	21	23	26				
	18	24	23	21	23	25				
				21						
Total Students	53	69	70	84	68	77	421	-1	4	417
Total Teachers	3	3	3	4	3	3	19.0			19
Classroom Avg	17.7	23.0	23.3	21.0	22.7	25.7	22			22

Elementary Totals	Grade	K	1	2	3	4	5	M-1	M-2	M-3	M-4	M-5	SpEd	Total	Current Change	YTD Change	Official 9/08 Enrollment
													Cluster Prgm				
Students	1643	1675	1715	1649	1560	1556	66	75	60	53	61	149	9947	0	30	9917	9798
Teachers	86.0	81.0	80.0	77.0	74.0	71.0						9	23.0	507			484.0
Classroom Avg	19.1	20.7	21.4	21.4	21.1	21.9						6.5	19.62				20.244

	6	7	8	9	10	11	12	SpEd	Total	Current Change	YTD Change	Official 9/08 Enrollment
								Cluster				
Andersen MS	245	269	244					11	758	-3	2	756
Beadle MS	301	303	242					31	846	0	7	839
Central MS	251	219	259					27	729	-1	-6	735
Kiewit MS	301	292	331					3	924	1	-5	929
North MS	246	242	241					13	729	-1	-3	732
Russell MS	282	289	283					7	854	0	3	851
MS Alternative	0	10	13						23	0	5	18
Totals	1626	1624	1613					92	4863	-4	3	4860
North HS				586	580	627	618	32	2411	3	-25	2436
South HS				519	524	488	532	21	2063	2	-12	2075
West HS				520	532	557	498	24	2107	-3	-3	2110
Millard Learning Center				0	0	23	72		95	-4	12	83
Totals				1625	1636	1695	1720	77	6676	-2	-28	6704
									44	0	-1	45
									55	0	-2	57
Total District Enrollment									21585	5	2	21583

AGENDA SUMMARY SHEET

AGENDA ITEM: TerraNova Report

Meeting Date: January 19, 2009

Department: Planning & Evaluation

Title and Brief Description: This report provides results from the 2008-09 administration of the TerraNova norm-referenced exam. NDE Rule 10 requires each school district to administer a norm-referenced test at 3 grade levels. Millard students continue to score above the national norm of the 50th percentile, and above the state average in most areas.

Action Desired: Approval ___ Discussion ___ Information Only x

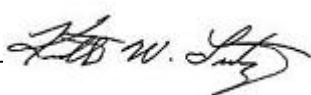
Options/Alternatives Considered: N.A.

Strategic Plan Reference: To meet the mission of the district.

Implications of Adoption/Rejection: N.A.

Timeline: N.A.

Responsible Persons: Dr. Jon Lopez, Janet Klostermann

Superintendent's Signature: _____  _____



APTITUDE & ACHIEVEMENT PROFILES 2008-09

**MILLARD PUBLIC SCHOOLS
OMAHA, NEBRASKA**
Office of Planning, Evaluation, and Information Services



Dr. Jon Lopez
Executive Director

Janet Klostermann
Specialist

January 2009

TerraNova Results 2008-09

Background

The version of the *TerraNova* that Millard Public Schools is using is called the “multiple assessments” form because it is made up of both open-ended (constructed response) items and multiple choice items. We are also using the science and social studies subtests of the *TerraNova* and a related aptitude test, the Test of Cognitive Skills, Second Edition (TCS/2).

In 2008-09, all schools tested in the fall. In previous years, elementary tested in the fall and secondary tested in the spring. Fall norms were used for all students based on the October 2008 test administration. Grades tested in 2008-2009 were 3, 6 and 9. In previous years, grades 4, 7 and 10 were also tested.

Reading/Language Arts

The Reading/Language Arts portion of the *TerraNova* measures reading comprehension, language expression, vocabulary, and reference skills. These are integrated together, around “themes” that provide context and link together the different items.

Mathematics

The math subtest uses realistic topics to keep students engaged with the assessment content. Graphics are used extensively, as are procedures such as estimation, computation, and reasoning skills.

Science

The science assessment is linked to the national science standards in life sciences, physical sciences, Earth and space sciences, and inquiry. Items also assess relationships such as science-and-society and the history and nature of science.

Social Studies

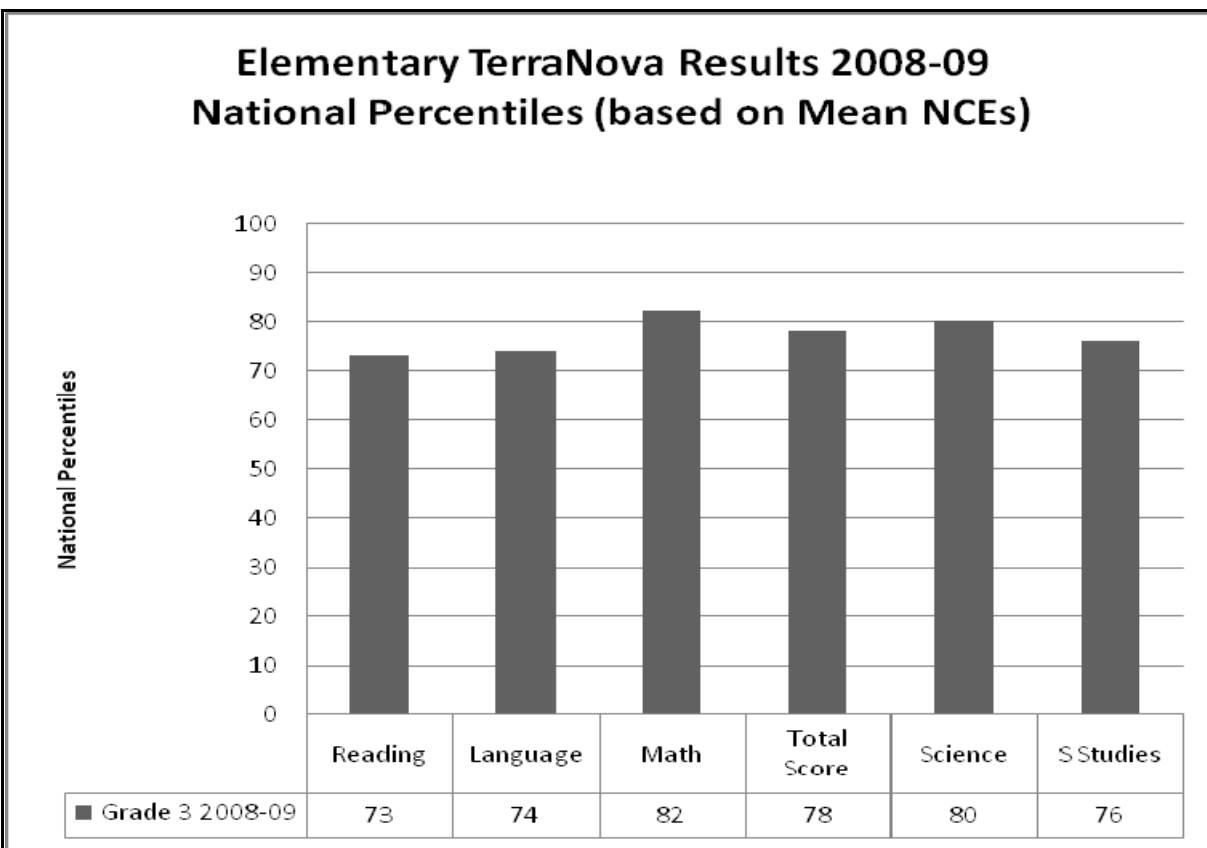
The social studies test emphasizes the relationships of history, geography, government and economics. Context is provided by a variety of materials such as maps, political cartoons, photographs and authentic quotations.

Test of Cognitive Skills, Second Edition

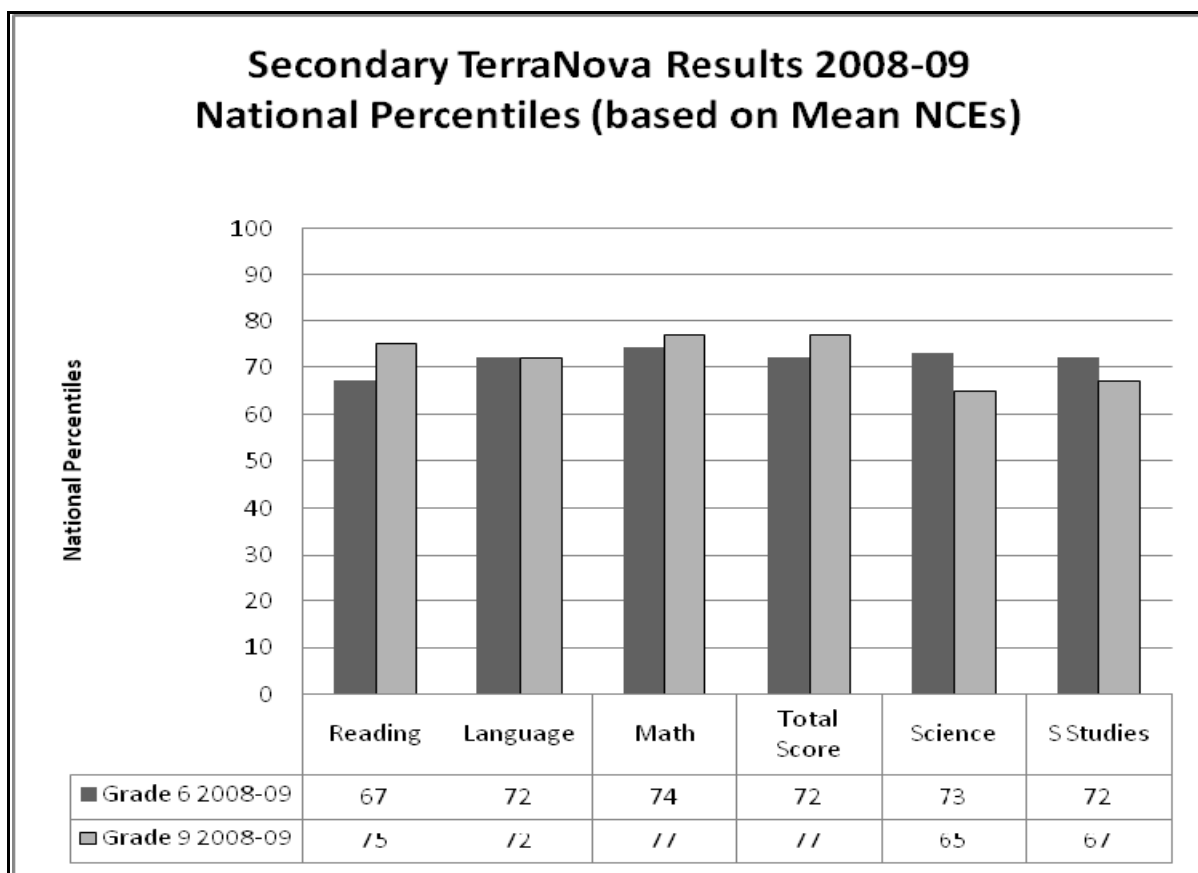
The TCS/2 is a group-administered aptitude test designed to be predictive of school success. It includes measures of understanding of verbal and non-verbal concepts, memory, and the comprehending of relationships between ideas.

Results

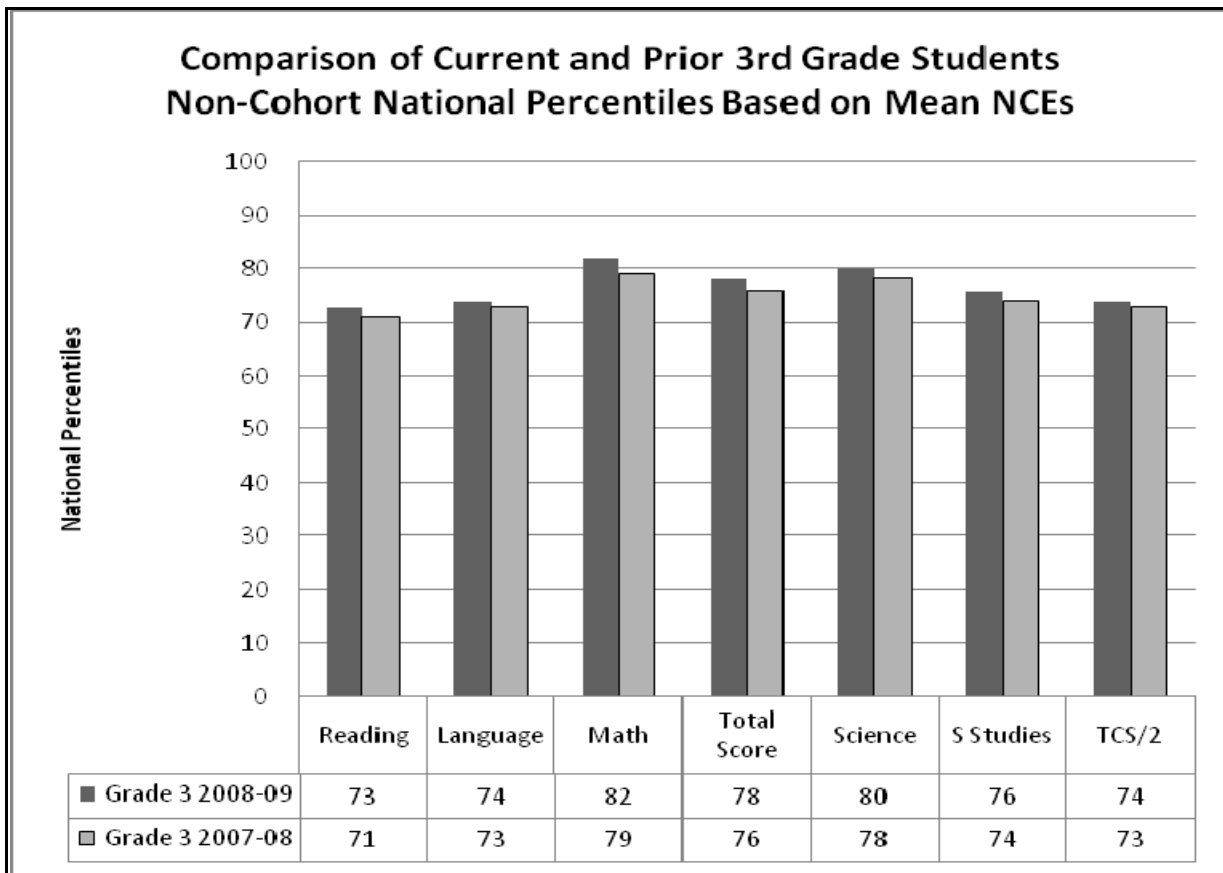
The results are presented both at the district level and at the building level in a non-cohort manner. The first analysis shows the overall district wide performance for 3rd, 6th, and 9th grades using national percentiles, for the subtests and for the total score. The total score is based on reading, language, and math (i.e., science and social studies are not represented in the total score).



Elementary results varied from the 73rd percentile (reading subtest) to the 82th percentile (math subtest).



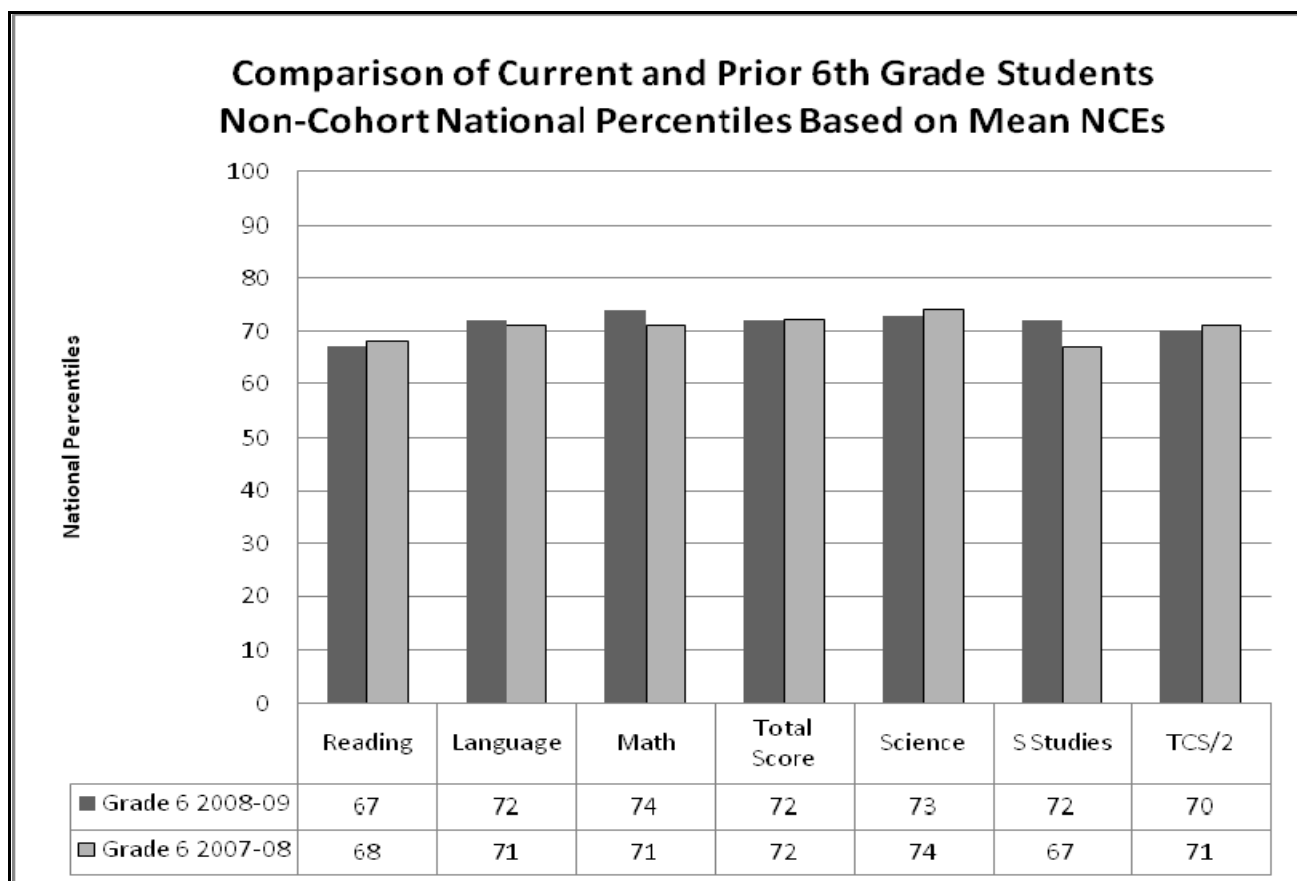
Middle school results varied from the 67th percentile in 6th grade reading to the 74th percentile for 6th grade math. High school results varied from the 65th percentile in 9th grade science to the 77th percentile for 9th grade math.



When comparing the 2008-2009 3rd grade students, to the 3rd grade students in 2007-2008, this year's students scored higher across the board on all subtests. In both years, students score well above the national average. On area of note is the steady progress that the elementary buildings appear to be making in the area of science on this exam. Table 1 represents the increase in National Percentile over the past 4 years for 3rd grade students in the area of Science.

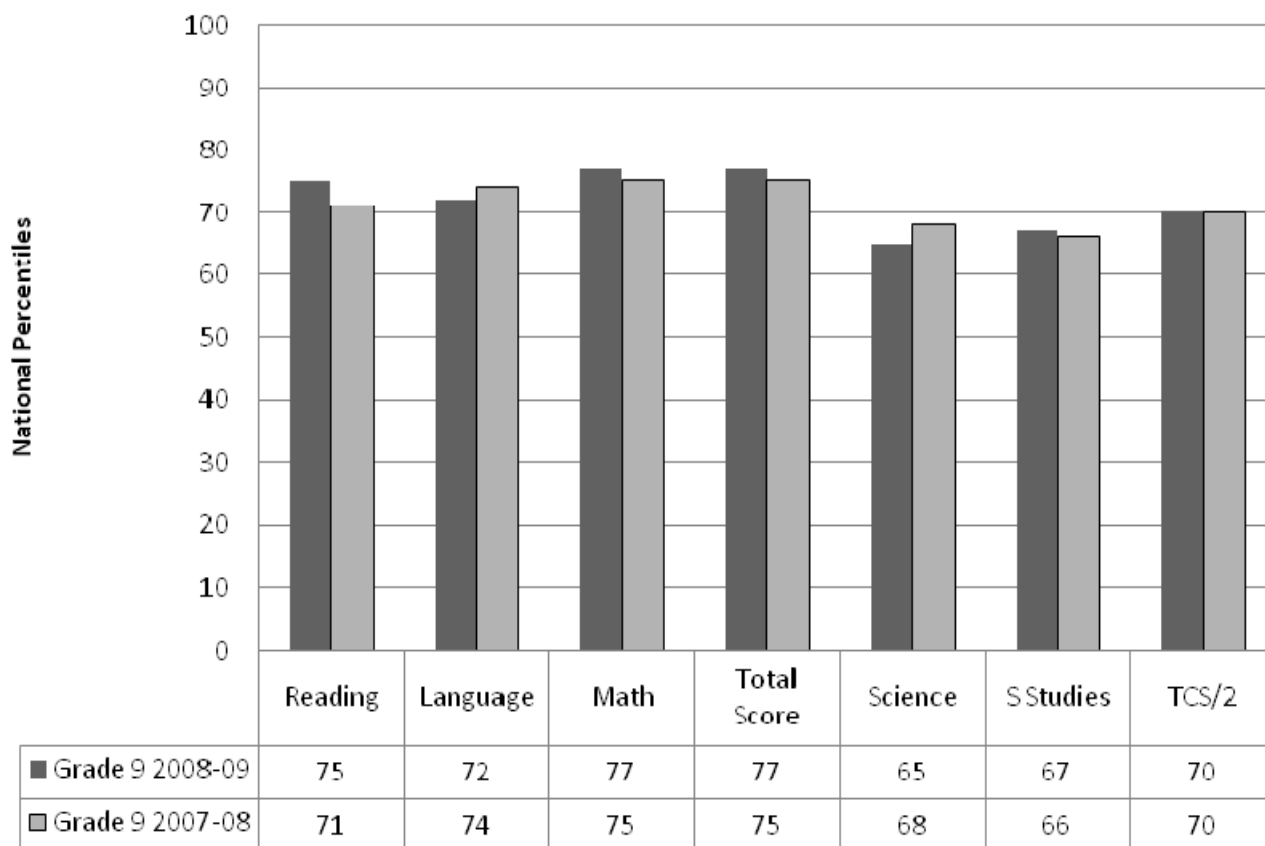
Table 1. 3rd Grade Student Achievement on the Science Portion of the Terra Nova over Four Years

2005-2006	2006-2007	2007-2008	2008-2009
68	73	78	80

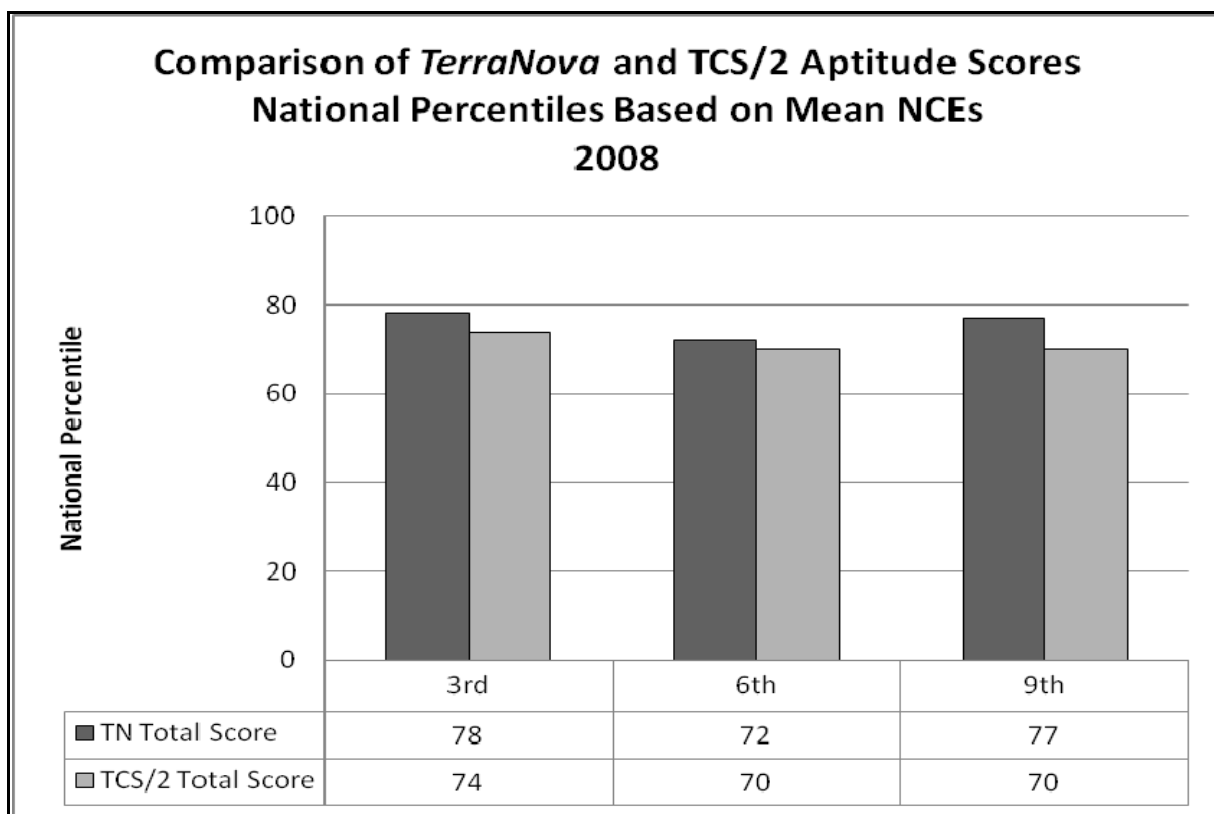


When comparing the 2008-2009 6th grade students, to the 6th grade students in 2007-2008, this year's students scored higher on 3 subtests and equaled the total score as compared to last year's students. In both years, students score well above the national average.

Comparison of Current and Prior 9th Grade Students Non-Cohort National Percentiles Based on Mean NCEs



When comparing the 2008-2009 9th grade students, to the 9th grade students in 2007-2008, this year's students scored higher on 3 subtests and the total score as compared to last year's students. In both years, students score well above the national average.

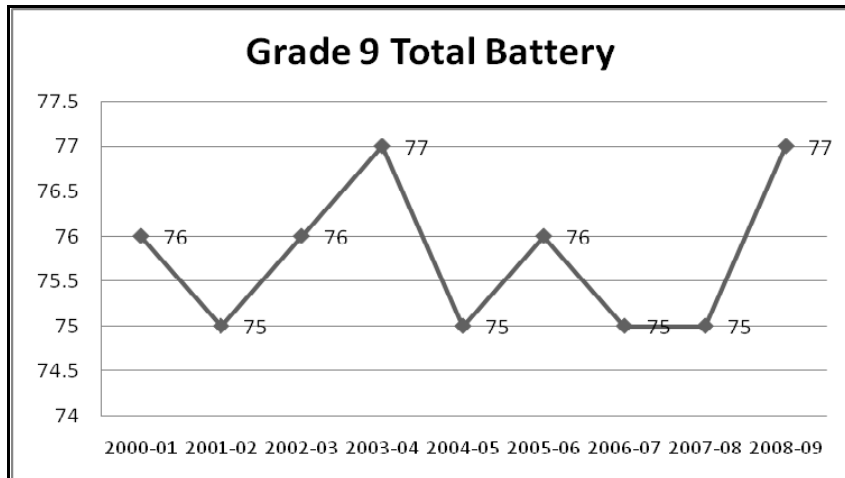
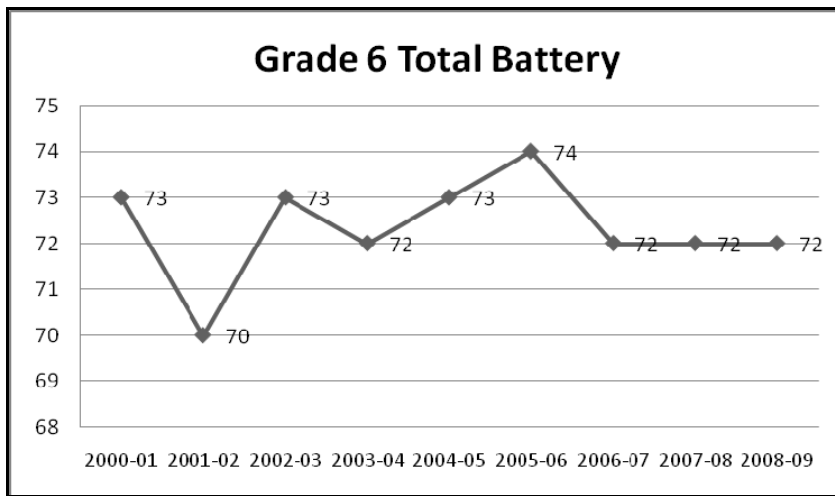
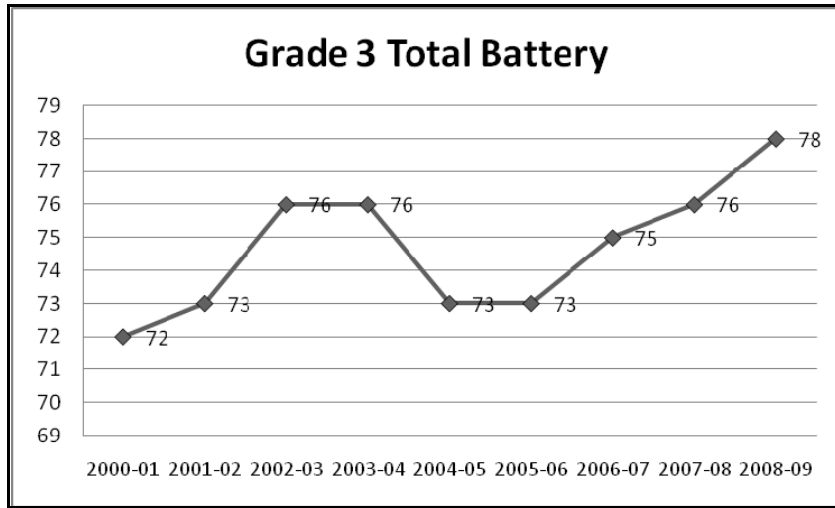


The Test of Cognitive Skills is designed to be predictive of school success and yields score that can be compared to the National Percentile to determine if students are performing as well as predicted. It can be stated that students in all grade levels tested, on average out-performed their predicted score.

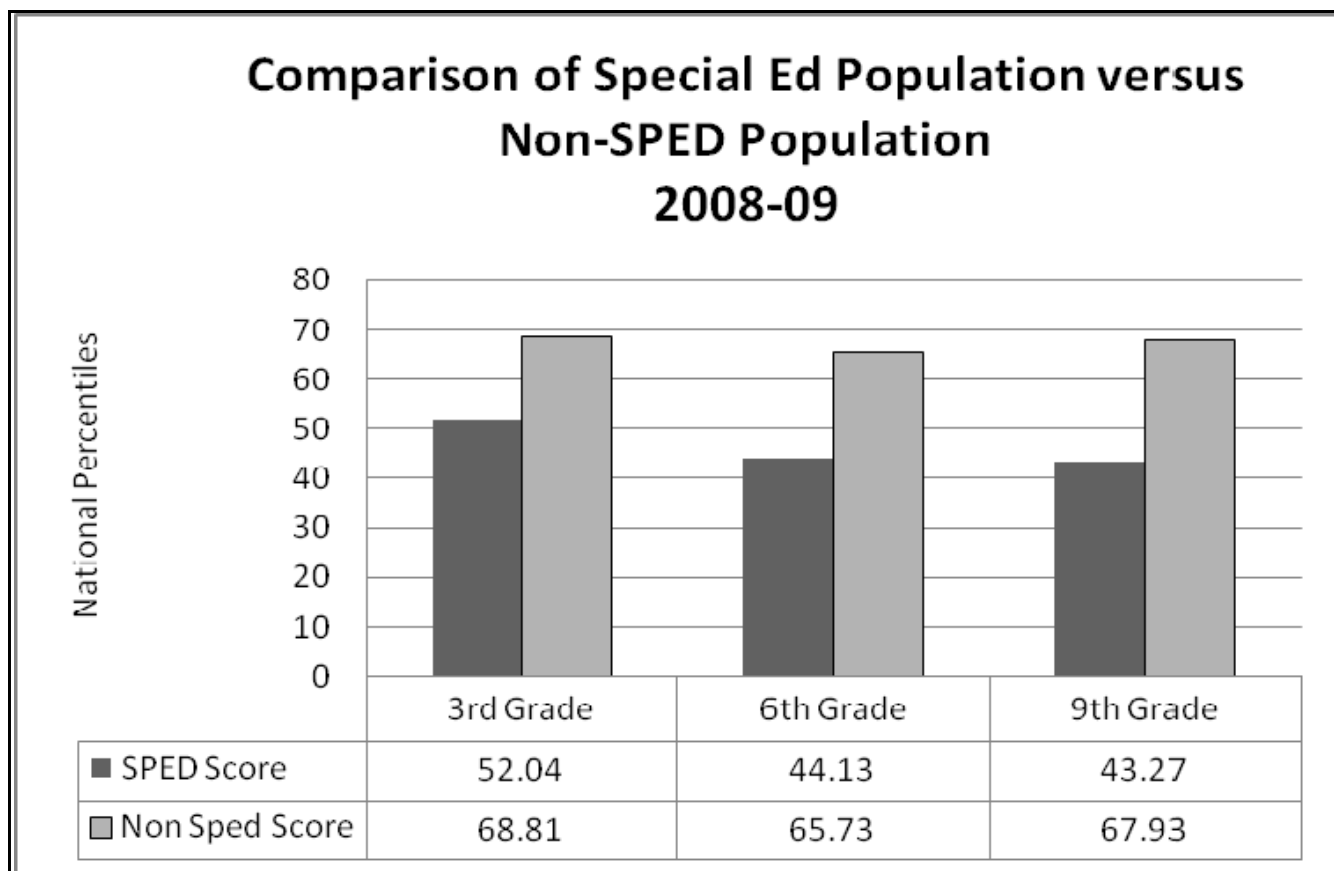
The following graphs compare the total battery scores for all grades tested, for the eight years that we have been using the TerraNova. These results show comparisons of different groups of students each year (non-cohort data).

Because this is non-cohort data, these data reflect more on the curriculum and instruction program growth over time, rather than student growth.

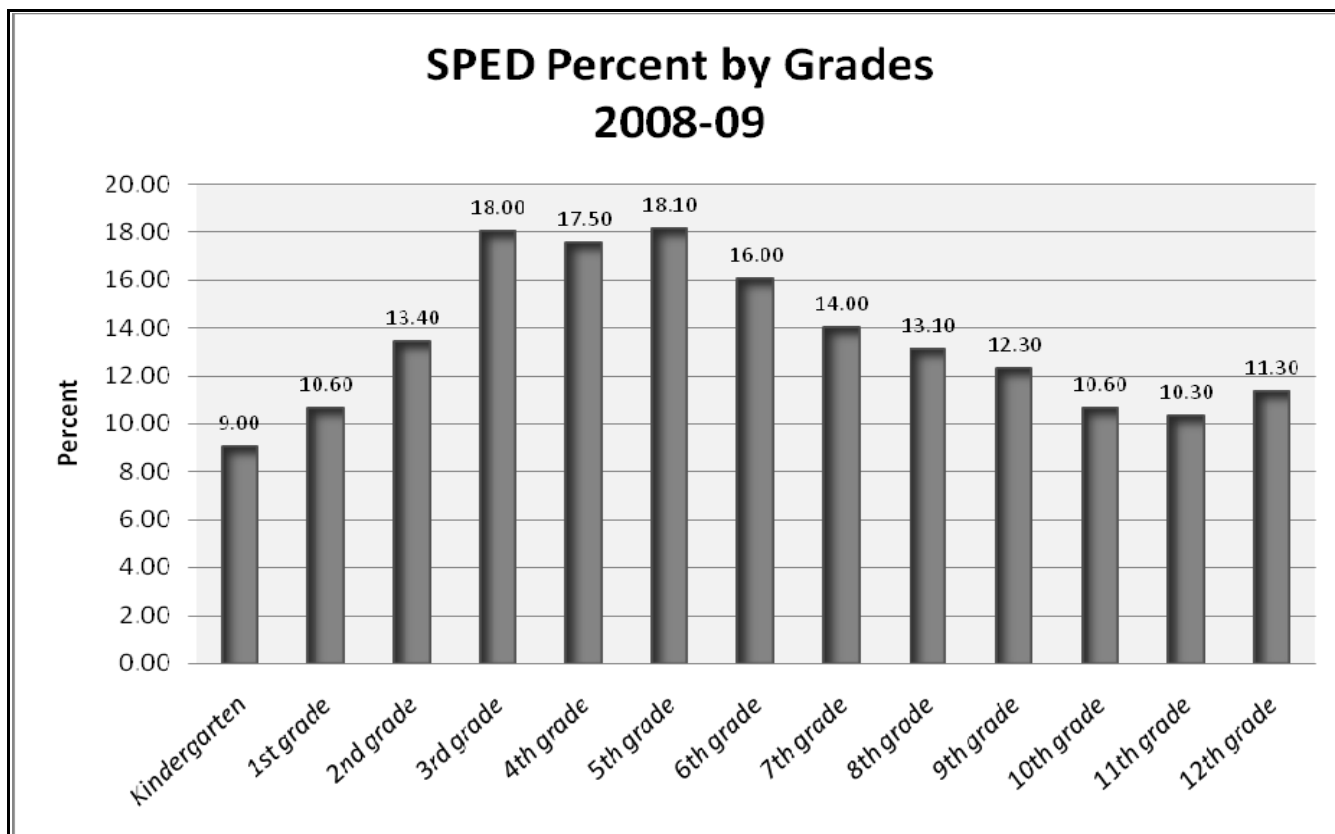
Comparisons Across Years (Non-Cohort Data)



This graph shows the district wide SPED vs. non-SPED disaggregation on the total battery score. The median SPED score in the district ranged from the 43rd percentile (9th grade) to the 52nd percentile (3rd grade). These scores are comparable to last year's results, when the SPED population scores ranged from the 35th to the 53rd percentiles.



The following chart shows the variation in percent of the population qualifying as Special Education by grade level (district wide). Third through fifth grades identify the highest proportions of students.



Summary

The analysis of non-cohort groups showed that Millard students continued to score above average on the *TerraNova*. Maintaining a high level of academic achievement over time indicates that buildings are delivering effective instruction. Notable is the fact that although it is sometimes difficult to make significant gains when a district achieves largely in the top two quartiles as compared to the national norm, Millard elementary schools demonstrated significant progress in the area of science. There continues to be an overall gap in achievement between Special Education students and their non-disabled peers. The gap in achievement between these groups is quite variable among schools. School-level results in the appendix provide a comparison of this data.

**Appendix: School-Level Results and SPED Disaggregations
by Building**

**TerraNova 2008-09
SPED vs. Non-SPED
Disaggregations
National Percentiles**

	TOTAL SCORE	
	SPED	Non-SPED
District		
3rd Grade	54	81
6th Grade	39	77
9th Grade	37	80
Abbott 3rd Grade	60	83
Ackerman 3rd Grade	49	82
Aldrich 3rd Grade	46	86
Black Elk 3rd Grade	38	85
Bryan 3rd Grad	49	75
Cather 3rd Grade	71	81
Cody 3rd Grade	32	82
Cottonwood 3rd Grade	39	76
Disney 3rd Grade	62	81
Ezra 3rd Grade	51	88
Harvey Oaks 3rd Grade*	N/A	80
Hitchcock 3rd Grade	67	97
Holling Heights 3rd Grade	39	68
Montclair 3rd Grade	68	82
Morton 3rd Grade	66	84
Neihardt 3rd Grade	47	75
Norris 3rd Grade	56	69
Reagan 3rd Grade	61	82
Reeder 3rd Grade	47	86
Rockwell 3rd Grade	67	84
Rohwer 3rd Grade	57	87
Sandoz 3rd Grade	42	81
Wheeler 3rd Grade	44	84
Willowdale 3rd Grade	56	80
Upchurch 3rd Grade	70	82
AMS 6th Grade	31	69
BMS 6th Grade	43	78
CMS 6th Grade	40	77
KMS 6th Grade	42	78
NMS 6th Grade	40	77
RMS 6th Grade	40	82
North HS 9th Grade	46	84
South HS 9th Grade	29	72
West HS 9th Grade	46	83

* Harvey Oaks has fewer than 5 students in a SPED group

TerraNova School-Level Results: National Percentiles of the Mean NCE

	Terra Nova READING 2008-09	Terra Nova READING 2007-08	Terra Nova MATH 2008-09	Terra Nova MATH 2007-08	Terra Nova LANGUAGE 2008-09	Terra Nova LANGUAGE 2007-08	Terra Nova TOTAL SCORE 2008-09	Terra Nova TOTAL SCORE 2007-08	TerraNova SCIENCE 2008-09	TerraNova SCIENCE 2007-08	TerraNova SOC STDY 2008-09	TerraNova SOC STDY 2007-08	TCS/2 2008-09	TCS/2 2007-08
DISTRICT														
3	73	71	82	79	74	73	78	76	80	78	76	74	74	73
6	67	68	74	72	72	71	72	72	73	74	72	67	70	68
9	75	71	77	75	72	73	77	75	65	68	67	66	70	70
ABBOTT														
3	74	82	86	88	77	86	81	87	88	88	88	83	78	86
ACKERMAN														
3	70	65	82	77	74	67	77	71	81	73	76	73	72	66
ALDRICH														
3	77	83	85	87	78	87	82	87	86	85	80	84	85	82
BLACK ELK														
3	72	70	85	82	78	77	80	78	79	77	80	73	75	80
BRYAN														
3	65	63	76	71	69	63	71	66	75	73	74	66	83	63
CATHER - Traditional														
3	75	78	85	81	75	78	80	81	84	82	77	78	65	74
CATHER - CORE														
3	80	82	90	86	77	82	84	85	89	87	83	81	90	80
CODY														
3	67	50	73	64	72	59	72	58	64	59	68	59	61	66
COTTONWOOD														
3	71	73	72	74	67	70	71	73	79	77	73	71	68	65
DISNEY														
3	76	74	82	79	73	73	78	77	74	80	78	80	70	79
EZRA MILLARD														
3	78	62	87	79	80	66	84	70	85	78	80	73	77	66
HARVEY OAKS														
3	74	81	84	84	76	77	80	83	82	83	78	80	83	76
HITCHCOCK														
3	73	86	78	85	67	93	74	90	74	88	70	85	76	82
HOLLING HEIGHTS														
3	60	62	64	67	63	68	63	67	69	74	62	67	58	73

TerraNova School-Level Results: National Percentiles of the Mean NCE

	Terra Nova READING 2008-09	Terra Nova READING 2007-08	Terra Nova MATH 2008-09	Terra Nova MATH 2007-08	Terra Nova LANGUAGE 2008-09	Terra Nova LANGUAGE 2007-08	Terra Nova TOTAL SCORE 2008-09	Terra Nova TOTAL SCORE 2007-08	TerraNova SCIENCE 2008-09	TerraNova SCIENCE 2007-08	TerraNova SOC STUDY 2008-09	TerraNova SOC STUDY 2007-08	TCS/2 2008-09	TCS/2 2007-08
MONTCLAIR - Traditional 3	75	50	85	68	75	54	80	57	80	63	80	59	70	63
MONTCLAIR - Montessori 3	88	76	95	84	86	78	92	81	91	79	89	74	80	67
MORTON 3	76	74	84	79	79	73	81	77	81	80	80	77	71	71
NEIHARDT 3	63	65	73	67	61	64	66	66	78	73	74	67	63	66
NORRIS - Traditional 3	63	62	73	79	61	64	66	70	78	68	74	70	59	72
NORRIS - Montessori 3	68	81	79	84	66	77	72	83	88	86	81	75	70	71
REAGAN 3	77	71	84	80	74	74	80	76	75	74	75	73	70	67
REEDER 3	77	69	88	82	74	72	82	76	87	76	80	70	77	72
ROCKWELL 3	78	68	84	69	79	67	82	69	84	72	75	71	72	66
ROHWER 3	78	74	88	86	78	74	84	80	87	83	86	78	78	78
SANDOZ 3	69	68	80	75	73	67	75	71	77	76	71	68	73	67
WHEELER 3	76	74	82	80	74	71	79	76	82	79	76	77	81	72
WILLOWDALE 3	72	77	76	79	73	78	75	80	77	83	71	78	72	84
UPCHURCH 3	77	N/A	82	N/A	79	N/A	80	N/A	78	N/A	78	N/A	75	N/A

TerraNova School-Level Results: National Percentiles of the Mean NCE

	Terra Nova READING 2008-09	Terra Nova READING 2007-08	Terra Nova MATH 2008-09	Terra Nova MATH 2007-08	Terra Nova LANGUAG 2008-09	Terra Nova LANGUAGE 2007-08	Terra Nova TOTAL SCORE 2008-09	Terra Nova TOTAL SCORE 2007-08	TerraNova SCIENCE 2008-09	TerraNova SCIENCE 2007-08	TerraNova SOC STDY 2008-09	TerraNova SOC STDY 2007-08	TCS/2 2008-09	TCS/2 2007-08
ANDERSEN MS 6	60	63	64	62	63	62	63	63	67	69	66	61	73	54
BEADLE MS 6	71	68	77	75	72	70	75	73	75	75	76	70	77	73
CENTRAL MS 6	65	60	69	62	71	65	70	63	67	65	68	62	61	55
KIEWIT MS 6	67	72	76	75	75	76	75	76	75	78	71	68	78	77
NORTH MS 6	66	72	73	75	72	74	72	76	73	77	73	69	70	73
RUSSELL MS 6	70	72	80	79	76	74	77	77	77	75	74	69	73	69
NORTH HS 9	66	73	73	78	72	77	72	79	73	71	73	71	76	74
SOUTH HS 9	66	66	66	67	62	65	66	68	56	62	58	58	58	64
WEST HS 9	78	73	81	77	75	76	80	78	67	70	69	69	75	73

AGENDA SUMMARY SHEET

AGENDA ITEM: Legislative Update

MEETING DATE: January 19, 2009

DEPARTMENT: Office of the Superintendent

TITLE AND BRIEF DESCRIPTION: Legislative Update for the 101st Legislature.

ACTION DESIRED: APPROVAL ____ DISCUSSION ____ INFORMATION ONLY XX

The Nebraska Legislature began the first of a two year biennial session last week. This is a 90 day session and it is scheduled to end June 4th.

Because this is the beginning of a new biennium, committee chairs were elected as well as new committee assignments made. Mike Flood was re-elected as Speaker of the Legislature. The new committee chairs and assignments are below:

New bills can be introduced for the first 10 days of the session. That means that bills can be introduced through January 21. After that time, only the Governor can request the Speaker to introduce a bill. (a rare occurrence). Hearings on these bills will begin January 21. Every bill in Nebraska gets a public hearing.

This year NET (Nebraska Educational Telecommunications) will be offering live video and audio streaming of the Unicameral – both floor debate and committee hearings.

Legislative Committees

Education Committee.

Chairperson: Senator Greg Adams (York).

Members: Sens. Brad Ashford (Omaha), Bill Avery (Lincoln), Abbie Cornett (Bellevue), Robert Giese (South Sioux City), Ken Haar (Lincoln), Gwen Howard (Omaha), and Kate Sullivan (Cedar Rapids)

Appropriations Committee

Chairperson: Senator Lavon Heidemann (Elk Creek)

Members: Sens., Tony Fulton (Lincoln), Tom Hansen (North Platte), John Harms (Scottsbluff), Heath Mello (Omaha), Danielle Nantkes (Lincoln), John Nelson (Omaha), Jeremy Nordquist (Omaha), and John Wightman (Lexington).

Banking Committee.

Chairperson: Senator Rich Pahls.

Members: Sens. Mark Christensen (Imperial), Mike Gloor (Grand Island), Chris Langemeier (Schuyler), Beau McCoy (Elkhorn/Omaha), Dave Pankonin (Louisville), Pete Pirsch (Omaha), and Dennis Utter (Hastings).

Nebraska Retirement Systems Committee.

Chairperson - Senator Dave Pankonin.

Members: Sens. Lavon Heidemann, Russ Karpisek, LeRoy Louden (Ellsworth), Heath Mello, and Jeremy Nordquist.

Revenue Committee.

Chairperson: Senator Abbie Cornett

Members: Sens. Greg Adams, M.L. Dierks, Mike Friend, Galen Hadley (Kearney), LeRoy Louden, Dennis Utter, and Tom White

Legislative Bills

LB 6 (Christensen) Authorize school permit holders to drive to work
<http://www.unicam.state.ne.us/FloorDocs/Current/PDF/Intro/LB6.pdf>

LB 22 (Friend) Change tax levy authority of educational service units and school districts
<http://www.unicam.state.ne.us/FloorDocs/Current/PDF/Intro/LB22.pdf>

LB 61 (Adams) Change certification dates for state aid to schools
<http://www.unicam.state.ne.us/FloorDocs/Current/PDF/Intro/LB61.pdf>

LB 62 (Adams) Change enrollment option program provisions
<http://www.unicam.state.ne.us/FloorDocs/Current/PDF/Intro/LB62.pdf>

LB 64 (Howard) Adopt the Lindsay Ann Burke Act and provide duties for the State Department of Education and school districts with respect to dating violence
<http://www.unicam.state.ne.us/FloorDocs/Current/PDF/Intro/LB64.pdf>

LB 67 (Friend) Adopt the Elementary and Secondary Education Opportunity Act
<http://www.unicam.state.ne.us/FloorDocs/Current/PDF/Intro/LB67.pdf>

LB 72 (Cornett) Provide for management of students' and children's life-threatening allergies
<http://www.unicam.state.ne.us/FloorDocs/Current/PDF/Intro/LB72.pdf>

LB 102 (Adams) Provide a definition of high school graduate for postsecondary admission and financial aid purposes
<http://www.unicam.state.ne.us/FloorDocs/Current/PDF/Intro/LB102.pdf>

LB 138 (Avery) Provide an income tax credit for public school teachers
<http://www.unicam.state.ne.us/FloorDocs/Current/PDF/Intro/LB138.pdf>

LB 144 (Avery) Allow accessibility to certain disciplinary records regarding police officers and school district personnel
<http://www.unicam.state.ne.us/FloorDocs/Current/PDF/Intro/LB144.pdf>

LB 145 (Avery) Prohibit firearms at schools, colleges, and universities as prescribed
<http://www.unicam.state.ne.us/FloorDocs/Current/PDF/Intro/LB145.pdf>

LB 187 (Nebraska Retirement Systems Committee) Change employee deposits under the School Employees Retirement Act
<http://www.unicam.state.ne.us/FloorDocs/Current/PDF/Intro/LB187.pdf>

LB 205 (Nordquist) Require educational and ethics training for board members of certain retirement systems

<http://www.unicam.state.ne.us/FloorDocs/Current/PDF/Intro/LB205.pdf>

LB 240 (Pahls) Require a minimum level of expenditures for direct classroom instruction

<http://www.nebraskalegislature.gov/FloorDocs/Current/PDF/Intro/LB240.pdf>

National Issues

We have responded to Congressman Terry's request for information about school construction and facilities issues. Information is being collected in hopes of some federal school infrastructure renewal plan. It is likely that any federal money will be targeted for high poverty schools.

Many educators are hoping 2009 will see revisions to a law they say has cost the nation more than \$100 billion in federal spending, narrowed curricula, caused excessive testing and increased dramatically the federal power over public schools.

It appears that Education Secretary-Designate Arne Duncan is prepared to make changes in NCLB. Suggestions include finding a growth model we can all use for improvement. Other suggestions include exploring ways to boost science literacy both among those likely to pursue careers in science and technology and funding the federal mandates.

STRATEGIC PLAN: Implemented Strategies and Superintendent's Goals

RESPONSIBLE PERSON: Angelo Passarelli

SUPERINTENDENT'S APPROVAL: _____

Robert W. Lutz

AGENDA SUMMARY SHEET

AGENDA ITEM: Technology Projects Update

MEETING DATE: 19 January 2009

DEPARTMENT: Technology Division

TITLE AND BRIEF DESCRIPTION: Technology Projects Update

ACTION DESIRED: Information Only

EXECUTIVE SUMMARY:

Since last reported the following Technology Projects, including bond funded projects, have been completed or are approaching completion.

1. Wide Area Network: MPS wide area network currently in place stands at 25Mbps/elementary school, 50Mbps/middle school, and 100Mbps/high school. DSAC and SSC were provided 50Mbps and the MLC was provided 25MBS. These bandwidth levels are provided to support data, voice, and video and are provided by contract with Cox Business Services. Infrastructural requirements, i.e., switches and UPS systems are being paid for by bond monies and e-rate reimbursement funds. The yearly Cox contract is paid from General Fund monies. Monthly payments to Dark Fiber Solutions for distance learning services will end in July 2009. This system is currently not in use and is only used for backup network access, in the event of a failure through Cox Business Services. These monies will be re-allocated to upgrade existing circuits and services as determined by a network optimization study.
2. Nortel Voice over Internet Protocol (VoIP) Telephone System: The transition to VoIP service in the district is complete. The new system provides voice mail and other functionality to buildings and to District staff. The system is stable and operational. An upgrade to the latest software version, including some new hardware, was completed in July 2008. No additional upgrades are planned. The 715 prefix is now active and applicable to all District telephone numbers. All old prefixes have been removed. Basic telephone services/connectivity (including long distance) is provided by Cox Business Services.
3. Wireless Local Area Networks: All district buildings have installed and active wireless networks. The wireless network is secured by password encrypted access in all

buildings, thereby preventing unauthorized wireless access to the MPS network. These wireless networks facilitate collaboration among staff as well as expand the available options for new teacher training, staff development activities, and student instruction. The wireless network is intended to supplement the wired network not replace it (wired computer connections are faster and more reliable than wireless). The Technology department, in conjunction with Planning and Evaluation, are exploring the use of wireless services to enhance student computer based testing options. These tests are ongoing in Spring 2009.

4. Computers:

a. Laptops

i. Teacher & Administrators—2285 PC and Mac laptops have been distributed or are in circulation. This number includes laptops that are used by long-term substitutes with contracts that are three weeks or longer and all student teachers. District student teachers were provided laptops beginning in August 2008.

ii. Laptop Carts:

1. Each elementary school has one 30 unit mobile laptop cart plus a minimum 15 additional laptops in a cart. By July 2009, all elementary schools will have two complete 30 unit mobile laptop carts for a total of 1500 student laptops/ibooks in use.
2. Each middle school building has one 30 unit mobile cart plus two 15 unit mobile carts for a total of 360 student laptops in use. Each high school has three 30 unit carts and two 15 unit carts for student use. In addition, each high school has a cart of 22 iBook computers for use in Art. MLC has one 15 unit mobile cart. The total laptops for high school students are 441 units.

b. Student Desktops/Labs-- During summer 2008, obsolete computers have been removed and new equipment placed in labs and in classrooms. All windows machines which were 2.0ghz or lower processor speed were replaced. The replacement equipment utilized new green energy technology to reduce energy consumption. In addition, four elementary schools received replacement Apple computers which contain the new Intel processors. Obsolete Apple computers were recycled with Apple Computer, and usable computers were repurposed to replace obsolete machines at other elementary schools. Bryan Elementary was upgraded to new models during the winter 2008 break. The total number of elementary schools with Intel based machines is eight. Four other elementary schools will be upgraded through July 2009 bringing the total elementary buildings with Intel based computers to 12.

c. A total of 7860 computers are currently available for student usage. This is a 2.75 to 1 ratio. The bond goal was 2.5 to 1.

5. Projectors/Printers

a. Projectors—Elementary schools have received projectors at a ratio of 4 teachers to 1 projector. Secondary buildings are receiving projectors for classrooms in

conjunction with the MEP curriculum cycle. All secondary math classrooms were completed with mounted projectors and SmartBoards in summer 2007. All curriculum areas are now complete with the exception of Language Arts. Those classrooms will be completed in conjunction with the curriculum cycle, currently in year 2. Remaining classrooms are few SPED only classrooms which will be completed by the end of 2008-2009 school year.

- b. Printers—Remaining deskjet printers have been replaced by networked, work-group laser printers, both color and black/white. All Konica Minolta laser printers were replaced with an upgraded model that uses less energy and lower cost consumables in August 2008. Other obsolete printers are being replaced as needed.

6. Infrastructure:

- a. Servers—Upgrades and /or replacement building servers have been performed to meet District needs. Additional servers were added to facilitate Safari Montage for media services within the District. Servers were also added in 2008 for Edulog and data warehousing. Edulog facilitates and tracks student transportation for Millard students. The data warehouse hardware allows computer based assessment and reporting on student achievement. Future upgrades may include servers for email, storage and backup. The department is exploring Data Deduplication as a strategy to reduce the amount of space necessary for backups.
- b. Switches—Additional switches have been added to increase capacity in facilities. Currently, switch technology is at end of life, and a future study will determine upgrade needs in this area.
- c. Uninterrupted Power Supplies (UPS) - Identification of needs for upgrades and additional devices was done in 2007-2008. Several units have been upgraded and additional units have been placed. A long term plan for replacement cycle of these units is being formulated.

7. Surveillance Systems—All District surveillance cameras were replaced during the 2007-2008 school year. All systems are currently in use and functioning. The cost of this project was completed within the bond budget. The department is currently exploring the cost of upgrading exterior coverage of all District buildings. No cost estimate is available at this time.

8. Long-Distance Services—The District's current long distance provider is Cox Business Services.

9. Bond Funds Utilization to Date

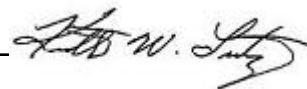
Bond Request	Bond Budget	Spent	Balance
Wireless Wide Area Network	\$100,000.00	\$0.00	\$100,000.00
Wireless Local Area Network	\$600,000.00	\$642,847.59	(\$42,847.59)
Telephone System (VoIP)	\$900,000.00	\$901,884.64	(\$1,884.64)
Infrastructure	\$1,000,000.00	\$627,733.50	\$372,266.50
Computer Hardware	\$15,500,000.00	\$10,248,205.24	\$5,251,794.76
Computers		\$9,684,956.50	
Printers		\$275,834.99	
Projectors		\$287,413.75	
Video Surveillance	\$600,000.00	\$537,630.81	\$62,369.19
Software Licensing	\$1,300,000.00	\$629,713.46	\$670,286.54
TOTAL	\$20,000,000.00	\$13,588,015.24	\$6,411,984.76

RECOMMENDATION: None

STRATEGIC PLAN REFERENCE:

RESPONSIBLE PERSON: Victoria L. Hoskovec

SUPERINTENDENT APPROVAL: _____



BOARD ACTION:

AGENDA SUMMARY SHEET

AGENDA ITEM: Investment Report

MEETING DATE: January 19, 2009

DEPARTMENT: Business

TITLE & BRIEF DESCRIPTION: Investment Report – A report of the current investments and investment practices of the district.

ACTION DESIRED: Approval Discussion Information Only

BACKGROUND: Attached is the Quarterly Investment Report for the period ending December 31, 2008.

OPTIONS AND ALTERNATIVES: n/a

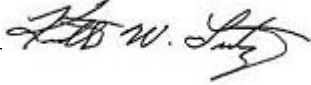
RECOMMENDATION: n/a

STRATEGIC PLAN REFERENCE: n/a

IMPLICATIONS OF ADOPTION/REJECTION: n/a

TIMELINE: n/a

RESPONSIBLE PERSON: Chris Hughes (Accounting Manager) & Ken Fossen (Assoc. Supt.)

SUPERINTENDENT'S APPROVAL: _____  _____

Millard Public Schools
Investment of Funds
December 31, 2008

Nebraska School District Liquid Asset Fund

The Millard Public Schools utilizes the Nebraska School District Liquid Asset Fund (referred to as either NSDLAF or CADRE, the financial services firm which manages the fund) for day-to-day investing. NSDLAF was established in 1988. The fund is offered exclusively to Nebraska school districts, educational service units, and technical community colleges. The fund's objective is to allow school districts to pool their dollars for investment. The fund invests in items permitted by Nebraska law (i.e. repurchase agreements, U.S. Government Agency Obligations, U.S. Treasury Bills and Certificates of Deposit).

MPS maintains two liquid accounts that can be accessed daily. The General Fund, Food Service Fund, Administrative Activity Fund, Special Building Fund, Bond Fund, Depreciation Fund, Construction Fund and Employee Benefit Fund utilize one account. This account is used throughout the month as taxes, state aid, etc. are received and as bills or payroll are paid. The other account is utilized by the various middle schools. As of December 31, 2008, the 7-day current yield for these accounts was 0.94%. MPS also utilizes long term fixed investments (examples: 30, 60, 90 day US Government Securities, Certificates of Deposits, etc). The current rate of return depends on the term, with the district currently earning 3.95% to 4.25%.

Sweep Account for General Checking Account

Each day, any balance remaining in the District's main checking account above the level necessary to avoid service charges is invested in either U.S. Government agency backed repurchase agreements (amounts under \$25,000) or commercial paper notes (amounts over \$25,000). The interest rate for the sweep account is currently 0.25%.

Bond Fund Trust Account at First National Bank of Omaha

Taxes and other revenues received for the repayment of bond principal and interest are invested through the trust department at First National Bank of Omaha. The funds are invested in U.S. Treasury Bills, individual U.S. Government Agency backed securities, or a money market account which invests in U.S. Government backed agency securities, based on the funds available, the time line until the next debt service payment, and the available yields. The trust account balance as of December 31, 2008 was \$3,976,817.26.

AGENDA SUMMARY SHEET

AGENDA ITEM: Quarterly Food Service Report

MEETING DATE: January 19, 2009

DEPARTMENT: General Administration

TITLE & BRIEF DESCRIPTION: Quarterly Food Service Report – The quarterly report from Sodexo regarding the District’s Food Service Operations.

ACTION DESIRED: Approval Discussion Information Only

BACKGROUND: n/a

OPTIONS AND ALTERNATIVES: n/a

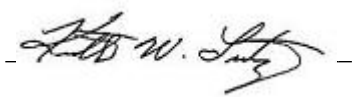
RECOMMENDATION: n/a

STRATEGIC PLAN REFERENCE: n/a

IMPLICATIONS OF ADOPTION/REJECTION: n/a

TIMELINE: n/a

RESPONSIBLE PERSON: Bob Snowden, General Manager (Sodexo), Jeff Edwards, Food Service Director (Sodexo) and Ken Fossen, Associate Superintendent (General Administration)

SUPERINTENDENT’S APPROVAL: 



Executive Summary October – December, 2008

The Food Service Program continued to grow and develop throughout the quarter. As noted in the previous Quarterly Report, many exciting changes have been, and continue to occur. This Executive Summary will highlight those changes and growth.

Elementary School 5-Entrée Program Implementation

As previously discussed, it is our goal to move from three choices to five choices at all elementary schools. This transition began in September and will continue throughout the school year until all schools are completed. There will be adjustments to the program based on limitations of certain kitchens. Each school that has the five choices will generally have three hot choices and two cold choices for entrée's, along with the sides and offering bar.

Since implementation, we are seeing an increase in participation at the elementary schools.

Currently Implemented

Upchurch	Bryan	Hitchcock
Ackerman	Black Elk	Norris
Neihardt	Reagan	Reader
Willowdale	Rockwell	Rohwer
Sandoz	Disney	Cody
Montclair		

Schedule for January and February

Abbott
Aldrich
Cather
Ezra
Wheeler

Schools Scheduled for a later date due to Kitchen Restrictions

Holling Heights
Cottonwood
Morton
Harvey Oaks



Executive Summary October – December, 2008

Lift Off

Lift Off! The Ambassador of Good Nutrition visited Hitchcock in November. Judy Kyle, Sodexo Food Service Manager, played the role of Lift Off.

Below are some pictures of the visit:



Support

The following support occurred through the months of October – December:

- Chuck Thomas was in for a support visit on October 20th.
- Chef Dave Williams was in for a support visit from October 20th – 23rd.
- Chuck Thomas and Peter McGrath were in for the Board Dinner on November 19th.
- Chef Michael Morris was in for a support visit for the Board Christmas Party on December 10th.



Executive Summary October – December, 2008

Quarter Events

- Bob and Judy attended the PTO meeting hosted by Dr. Lutz on October 28th.
- Elementary Schools had a Thanksgiving Meal as their menu on November 12th.
- A Limited Time Offering for all Elementary Schools in October featured “Custard Cups.”
- The “Name your Pizza” contest was introduced to the three High Schools. In this competition, students are asked for recipes for what they would like to see as their “Wildcat, Patriot and Mustang” Pizzas.

Three recipes will be selected from each school. Then each recipe will be featured for a week. After all three have been featured, the students will be asked to vote on what will become “Their School’s Pizza”. The two runner-ups and the grand prize winner will receive gift cards.

West and North High will have their pizza recipes featured beginning the week of January 12th and runthrough the end of the month. A winner will be determined in early February.

South High will have their pizza recipes featured towards the end of January and will run into February with a winning pizza voted on towards the end of February.

All results will be reported on during the next quarterly report.

Training

Training continued throughout the quarter. Below is a summary of that training:

October:

- 30 employees received Burn Safety Training. **Total Training Hours: 7.5**
- 78 employees received Cooling, Thaw, Reheat and Cook Training. **Total Training Hours: 19.5**
- 30 employees received Effective Inspection Training. **Total Training Hours: 7.5**
- 30 employees received HACCP Recordkeeping Training. **Total Training Hours: 7.5**
- 78 employees received Lock-Out/Tag-Out Knife Safety Training. **Total Training Hours: 39**
- 78 employees received Slips and Trips, Hazard Identification and ACC Safety Training. **Total Training Hours: 19.75**



Executive Summary October – December, 2008

- 30 employees received Winter Safety Training. **Total Training Hours: 7.5**

November:

- 2 employees received Accident Prevention Training. **Total Training Hours: 0.5**
- 60 employees received Burn Safety Training. **Total Training Hours: 15.0**
- 31 employees received Chemical Safety Training. **Total Training Hours: 7.75**
- 8 employees received Cooling, Thaw, Reheat and Cook Training. **Total Training Hours: 2.0**
- 31 employees received Disaster Preparedness Training. **Total Training Hours: 7.75**
- 89 employees received Effective Inspection Training. **Total Training Hours: 22.25**
- 31 employees received Fire and Evacuation Training. **Total Training Hours: 7.75**
- 89 employees received HACCP Training. **Total Training Hours: 22.25**
- 31 employees received HazCom Training. **Total Training Hours: 7.75**
- 16 employees received Hygiene Training. **Total Training Hours: 4.0**
- 2 employees received Knife Safety Training. **Total Training Hours: 0.5**
- 18 employees received Lock-Out/Tag-Out and Knife Safety Training. **Total Training Hours: 4.0**
- 7 employees were re-trained on Break and Pizza Making Standards. **Total Training Hours: 3.5**
- 3 employees were re-trained on Dish Machine Cleaning. **Total Training Hours: 0.75**
- 10 employees were re-trained on Hairnet and Hair Hygiene. **Total Training Hours: 2.5**
- 2 employees were trained on Receiving and Storing Products. **Total Training Hours: 0.5**
- 16 employees were trained on Slips and Trips, Hazard Identification and Accident Prevention. **Total Training Hours: 4.0**
- 60 employees were trained on Winter Safety. **Total Training Hours: 15.0**

December:

- 32 employees were trained on Back Injury Prevention. **Total Training Hours: 15.5**
- 2 employees were trained on Burn Safety. **Total Training Hours: 0.5**
- 60 employees were trained on Chemical Safety. **Total Training Hours: 15.0**
- 2 employees were trained on Cooling, Thawing, Reheating and Cooking. **Total Training Hours: 0.5**
- 60 employees were trained on Disaster Preparedness. **Total Training Hours: 15.0**
- 2 employees were trained on Dish Washer Safety. **Total Training Hours: 0.5**
- 14 employees were trained on Effective Inspections, and Receiving and Storing Products. **Total Training Hours: 3.5**



Executive Summary October – December, 2008

- 60 employees were trained on Fire and Evacuations. **Total Training Hours: 15.0**
- 7 employees were trained on HACCP Record Keeping. **Total Training Hours: 1.75**
- 60 employees were trained on HazCom. **Total Training Hours: 15.0**
- 31 employees were trained on Holiday Safety. **Total Training Hours: 7.75**
- 2 employees were trained on Lock-Out/Tag-Out and Knife Safety Training. **Total Training Hours: 1.0**
- 4 employees were re-trained on Pizza Making. **Total Training Hours: 5.0**
- 74 employees were trained on Receiving and Storing Products. **Total Training Hours: 18.5**
- 2 employees were trained on Winter Safety. **Total Training Hours: 0.5**

	July – September 2008	October – December 2008	Year to Date
<i>Total Training Hours</i>	1491.50	351.50	1843.00

Student Council Meetings

Jeff and Bob meet with the High School Student Councils as noted below:

October 9th – West High

October 10th – South High

October 14th – North High

At all three locations, the current Food Service Program was discussed, what changes have been made and those changes yet to be made. Additionally, input from the students was solicited and some changes were made based on that input.

Meetings are being schedule for January and February with the Student Councils to continue discussions of the Food Service Program and solicit input.



Executive Summary
October – December, 2008

Financial Performance

The financial performance of the quarter is below:

	Oct – Dec 08	08-09 Forecast
Income	\$2,594,776	\$9,002,449
Rebates	\$155,194	\$517,315
Total Income	\$2,749,970	\$9,519,764
Food Cost	\$1,365,092	\$3,728,096
Management Labor	\$60,281	\$263,090
Other Expenses	\$147,551	\$772,866
Management Fee	\$128,150	\$424,804
Total Sodexo Expenses	\$1,701,074	\$5,188,856
Wages and Benefits (Hourly and Salary)	\$1,005,170	\$3,580,288
Wages – Students	\$5,269	\$14,538
Other Expenses	\$26,806	\$46,498
Merchant Fees	\$35,193	\$109,820
Transfers – Para's	\$71,052	\$236,840
Transfers – Custodial	\$56,403	\$188,010
Transfers – Building	\$134,000	\$464,000
Total District Expenses	\$1,333,893	\$4,639,994
Net Return	(\$284,997)	(\$309,086)

Notes:

- Vending commissions and sales are down, not off-setting the transfers made to the buildings for their activities accounts.
- One-time start-up expenses were reported in the last Quarterly Report and effect the YTD Forecast.



Executive Summary October – December, 2008

- Inflation figures are listed below:
 - From the “Department of Agriculture, Economic Research Service”:
 - Beef prices decreased 1.2% in November, and are **6.0%** above last November.
 - Pork prices decreased 1.0% in November, and are **5.2%** above last November.
 - Poultry prices rose 0.6% in November, and are **5.6%** above last November.
 - Egg prices rose 0.3% in November, and are up **0.3%** over last November.
 - Dairy prices rose 0.2% in November, and are **3.5%** above last November.
 - Fresh Fruit decreased 2.6% in November, and is marginally up **0.1%** above last November.
 - Fresh Vegetables increased 1.5% in November, and are up **6.3%** over last November.
 - Cereals and Bakery products are unchanged for November, but are up **12.0%** over last November.
 - Juices and Drinks are up 0.2% in November, and are **4.9%** above last November.
 - Consumer Price Index for food and beverage products is up 5.3% from last November.
 - The food-at-home index was unchanged in November but remains up 7.0% over November 2008.
 - The food-away-from-home index is up 4.32% from last November.
 - The all-items CPI decreased 1.7% in November but remains 1.1% above November 2007.

Meals Served

In this section, meals served statistics are shown for the Quarter, as well as last year’s statistics. Also noted is the change in enrollment based on the Enrollment Report dated November 20, 2008, compared with the report dated November 20, 2007. A break-down of meals per serving day for the period (52 serving days), as well as average meals per day, per site is reported.



Executive Summary October – December, 2008

HIGH SCHOOLS

	CHANGE IN ENROLLMENT	OCT – DEC 2008		OCT – DEC 2007	
		BREAKFAST SERVED	LUNCH SERVED	BREAKFAST SERVED	LUNCH SERVED
North	-64	5917	51663	7326	52649
South	-36	4623	52582	4216	52079
West	-5	4133	47514	2078	57013
Total	-105	14673	151759	14620	161741
Average/Serving Day (52)		282	2918	281	3110
Average/Day/Site		94	973	93	1037

From the 1st quarter to the 2nd quarter for the 2008-2009 school year, High School lunch participation for lunch decreased 2.5%. High School participation for breakfast increased 1.25%.

MIDDLE SCHOOLS

	Change in Enrollment	OCT – DEC 2008		OCT – DEC 2007	
		Breakfast Served	Lunch Served	Breakfast Served	Lunch Served
Andersen	-22	2598	34121	2529	34389
Beadle	53	1709	37169	2015	34608
Central	-14	2330	34387	2862	34376
Kiewit	16	2239	36317	2089	38051
North	21	2258	26549	3058	27868
Russell	3	999	38992	1927	39177
Total	57	12133	207535	12480	208469
Average/Serving Day (52)		233	3991	240	4009
Average/Day/Site		39	665	40	668

From the 1st quarter to the 2nd quarter for the 2008-2009 school year, Middle School lunch participation decreased 2.6%. Middle School participation for breakfast increased 1.3%.



Executive Summary October – December, 2008

ELEMENTARY SCHOOLS

	CHANGE IN ENROLLMENT	OCT – DEC 2008		OCT – DEC 2007	
		BREAKFAST SERVED	LUNCH SERVED	BREAKFAST SERVED	LUNCH SERVED
Abbott	0	2482	15941	2135	15616
Ackerman	-18	4187	23401	4902	23705
Aldrich	-3	2045	15358	2390	16423
Black Elk	-25	2678	22391	3019	21448
Bryan	4	4034	14606	4390	15085
Cather	13	2812	15238	3026	15155
Cody	-31	4243	10058	5382	11172
Cottonwood	6	2705	13264	2320	13233
Disney	-6	2756	10188	2954	10969
Ezra	5	2833	16654	3332	16157
Harvey Oaks	4	2500	10676	2903	10707
Hitchcock	-16	1141	7314	1457	7671
Holling Heights	-53	5872	17005	4821	19016
Montclair	-28	5100	21085	4750	22980
Morton	-11	2227	13118	1921	12670
Neihardt	-15	4969	22286	5665	22227
Norris	-11	5094	13425	5140	13795
Reagan	77	2973	20704	2732	17366
Reeder	56	2532	16959	2265	14432
Rockwell	-79	3080	12405	2655	15135
Rohwer	-34	2715	18954	1850	19360
Sandoz	-6	4057	14140	4644	13878
Upchurch	287	2173	11176	-	-
Wheeler	2	2381	22885	2892	21549
Willowdale	-1	160	15939	1938	16109
Total	117	79449	395170	79483	385858
Average/Serving Day (52)		1528	7599	1529	7420
Average/Day/Site		61	304	64	309

From the 1st quarter to the 2nd quarter for the 2008-2009 school year, Elementary School lunch participation increased 3.6%. Elementary School participation for breakfast increased 1.2%.



Executive Summary October – December, 2008

Below is a breakdown of average participation and sales for all sites per day, along with comparative numbers to last year, same time frame.

October – December 2008-2009 Participation	October – December 2007-2008 Participation
<i>76.27%</i>	<i>74.63%</i>

From the 1st quarter to the 2nd quarter for the 2008-2009 school year, all schools combined, participation increased 1.9% for lunch and 1.25% for breakfast.

Below is a summary of total meals served for the period of October 1 – December 31, 2008, along with numbers from the previous period in 2007.

	<i>Meals Served 2008-2009 YTD 52 Serving Days</i>	<i>Meals Served 2007-2008 YTD 52 Serving Days</i>
Breakfast	106,255	106,583
Lunch	754,464	756,068
Total	860,719	862,651
Average Per Serving Day	16,552	16,589
Average Per Site	487	503

Below is a summary of the Free and Reduced students currently enrolled at Millard Public Schools, along with the percentage as it relates to total enrollment. (as of December 30, 2008)

	Free	Reduced	Free & Reduced Percentage
2008-2009	1802	861	12.2%
2007-2008	1692	782	11.4%
Variance	110	79	0.8%

There was a 0.9% increase in Free and Reduced from the first quarter to second quarter this school year.



Executive Summary October – December, 2008

Student Surveys

Student Surveys were distributed to Elementary Schools, as well as South High, West High and Central Middle. Data gathered is a baseline of student's opinion. There are no past surveys to compare to in order to determine if satisfaction is up or down. Surveys will be distributed at North High, as well as the remaining Middle Schools during the third quarter of this school year.

All information will be gathered, and surveys will be used during the 2009/2010 school year to begin evaluating Food Service satisfaction levels of students.

Below is the data that we have currently collected:

ELEMENTARY SCHOOLS:

A 12-question survey was given to students, asking them to rate the Food Service Program on a Great (3), Good (2), or Bad (1) scale.

- 4,266 surveys were received back, or 42.9% of the student population.
- 16 schools participated in the survey, or 64% of the elementary schools.
- The highest rated question was "I am glad we have choices", which received a 2.8.
- The lowest rated question was "I like to come to breakfast also", which received a 2.0.

<i>Question</i>	<i>Average Score</i>
1. School lunches make me feel?	2.4
2. The lunch staff are?	2.6
3. The hot food is always hot?	2.3
4. The cold food is always cold?	2.4
5. The food looks nice?	2.4
6. I am glad we have choices?	2.8
7. There is enough food to choose from?	2.4
8. The kitchen areas looks pretty and clean?	2.4
9. I like to try new things?	2.3
10. The menu is easy to understand?	2.6
11. I like to come to breakfast also?	2.0
Overall Survey average	2.4



Executive Summary October – December, 2008

SECONDARY SCHOOLS:

A 17-question survey was given to students, asking them to rate the Food Service Program on a scale of 1 (Not at all Satisfied) to 5 (Extremely Satisfied).

- 458 surveys were received from Central Middle School, or 62.7% of the student population.
- 903 surveys were received from South High, or 43.8% of the student population.
- 1082 surveys were received from West High, or 51.3% of the student population.

<i>Question</i>	<i>Central Middle</i>	<i>South High</i>	<i>West High</i>
1. Overall, how would you rate your satisfaction with Food Service?	3.32	2.76	2.63
2. Stations – Grill	3.01	2.64	2.58
3. Stations – Salsa	2.70	2.75	2.29
4. Stations – Deli	2.63	2.98	2.73
5. Stations – Grab ‘N Go	2.49	2.68	3.45
6. Stations – Favorites	2.75	2.97	2.80
7. Stations – Pizza	3.68	3.27	3.27
8. Breakfast	2.74	2.70	2.78
9. Food – Taste of Food	3.35	2.91	2.78
10. Food – Food Quality	3.10	2.73	2.59
11. Food – Appearance/Presentation	3.17	2.79	2.63
12. Food – Hot-Hot/Cold-Cold	3.39	3.07	3.02
13. Food – Availability of Selections	3.37	3.03	2.85
14. Service – Speed of Service	3.34	3.09	3.36
15. Service – Cleanliness	3.57	3.50	3.58
16. Service – Friendliness of Staff	3.32	3.63	3.47
17. Service - Responsiveness	3.26	3.41	3.24
Overall Survey Average	3.20	3.01	2.91

AGENDA SUMMARY SHEET

AGENDA ITEM: Quarterly M&O Report

MEETING DATE: January 19, 2009

DEPARTMENT: General Administration

TITLE & BRIEF DESCRIPTION: Quarterly M&O Report – The quarterly report from Sodexo regarding the District’s Maintenance and Operations.

ACTION DESIRED: Approval Discussion Information Only

BACKGROUND: n/a

OPTIONS AND ALTERNATIVES: n/a

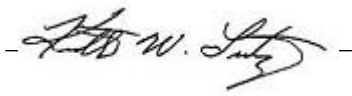
RECOMMENDATION: n/a

STRATEGIC PLAN REFERENCE: n/a

IMPLICATIONS OF ADOPTION/REJECTION: n/a

TIMELINE: n/a

RESPONSIBLE PERSON: Bob Snowden, General Manager (Sodexo) and Ken Fossen, Associate Superintendent (General Administration)

SUPERINTENDENT’S APPROVAL: 



Millard Public Schools Executive Summary

Quarterly Review October – December 2008

I. Accomplishments

MAINTENANCE HIGHLIGHTS

- Indoor Air Quality/Environmental issues were investigated at the following locations:
 - South High – Art Room – No issues found
 - Reeder – Three Rooms – No issues found
- Purchased new 2-man scissor lift for use at all buildings.
- Installed and tested cooling tower and controls for Cottonwood.
- Worked with contractors and engineers to tweak issues with HVAC at North Middle, Russell Middle and Sandoz.
- Met with Siemens to work on cooling tower flow issue problems.
- Service chillers at South and West High for preparation for the upcoming cooling season.
- Replaced duct work in room 116 at South High to balance the room correctly.
- Replaced entry unit heater at Bryan.
- Continued work over the breaks to reduce the backlog of work orders.
- Painters have worked on re-painting kitchens at Black Elk, Hitchcock, Montclair and Neihardt.
- Painters and Carpenters have completed a waterproofing project at West High

GROUNDS HIGHLIGHTS

- Prepared all ground's equipment for snow removal.
- Ordered all supplies for snow removal.
- Completed preventative maintenance operations on all mowing equipment.
- All grounds employees were trained for C.D.L.'s. Eleven employees have taken and passed their C.D.L.'s.
- The grounds crews worked through two snow events and one ice event.



CUSTODIAL HIGHLIGHTS

- Wheeler's gym addition was completed during the quarter, and the custodians finished the floor.
- Over both October Break and the December Break, custodians completed minor project work which included:
 - Restroom project cleaning
 - Classroom project cleaning
 - Floor burnishing
 - Carpet extraction
- Over December Break, the following schools scrubbed and refinished their gyms:
 - Black Elk
 - Bryan
 - Harvey Oaks
 - Rockwell
- Over December Break, the main corridor at Sandoz was scrubbed and refinished with 10 coats of floor finish.
- Four employees were hired over the quarter.

GENERAL HIGHLIGHTS

- Jolene Schmidt, Sodexo District Manager, took another position and her replacement is Paul Tebo. Paul was in on October 29th for introductions to Administration. Paul has also visited Millard on November 19th and December 17th.
- Brad Lozier was in on November 19th to visit the account and meet with Administration and the Board.
- Bob Snowden worked on reviewing the on-line FCAP program. This tool will allow Facilities to add and delete projects as necessary. Additionally, updates to current projects, including completion date and actual costs can be documented. Further review of the FCAP will continue throughout the year.

II. Training

October:

- 121 MPS custodians were trained on Fire Panel Systems. **Total Training Hours: 30.25**
- 29 MPS custodians were trained on the proper use of GFCI cord extensions and safe use. **Total Training Hours: 7.25**
- Three MPS custodians were trained on proper Lock-out/Tag-out procedures. **Total Training Hours: 0.75**



- 27 Grounds and Maintenance employees were trained on proper Lock-out/Tag out procedures. **Total Training Hours: 8**
- 148 employees were trained on proper Snow Thrower use. **Total Training Hours: 36.75**
- One custodian at Upchurch was trained on the use of the Automatic Floor Machine. **Total Training Hours: 0.5**
- 160 MPS employees were trained on Winter Safety. **Total Training Hours: 40.0**

November:

- 152 MPS employees were trained on Chemical Safety. **Total Training Hours: 38.0**
- One custodian was re-trained on proper cleaning procedures. **Total Training Hours: 6.0**
- 152 employees were trained on Disaster Preparedness. **Total Training Hours: 38.0**
- 152 employees were trained on Fire and Evacuation Procedures: **Total Training Hours: 38.0**
- Six employees were trained on Fire Protection Systems. **Total Training Hours: 1.50**
- Three employees were trained on GFCI cord extensions and safe use. **Total Training Hours: 0.75**
- 152 employees were trained on Hazard Communications. **Total Training Hours: 38.0**
- One custodian received Orientation Training on Department Procedures. **Total Training Hours: 4.0**
- One custodian received re-training on proper cleaning techniques. **Total Training Hours: 6.0**
- Six employees attended a make-up session on Snow Thrower use. **Total Training Hours: 1.5**
- One employee was trained on Carpet Machine use. **Total Training Hours: 0.5**
- Six employees attended a make-up session on Winter Safety. **Total Training Hours: 1.50**
- Eleven Grounds employees received training in preparation for the C.D.L requirement. **Total Training Hours: 110**

December:

- Three employees were trained on Aerial/Sky Lift Inspection and Operations. **Total Training Hours: 0.75**
- Twenty employees were trained on Back Injury Prevention. **Total Training Hours: 10.0**
- Fourteen employees were trained on Chemical Safety Training. **Total Training Hours: 3.5**



- Fourteen employees were trained on Disaster Preparedness. **Total Training Hours: 3.5**
- Fourteen employees were trained on Fire and Evacuation Procedures. **Total Training Hours: 3.5**
- One employee was trained on GFCI cord extensions and safe use. **Total Training Hours: 0.25**
- Fourteen employees were trained on HazCom. **Total Training Hours: 3.5**
- 142 employees received training on Holiday Safety: **Total Training Hours: 33.25**
- Fifteen employees received training on Man-Lift Safety and Inspections: **Total Training Hours: 30.0**
- One new employee received Department Orientation. **Total Training Hours: 4.0**
- One employee received training on Respect and Fair Treatment. **Total Training Hours: 0.25**
- Five employees received training on Auto-Scrubber use. **Total Training Hours: 2.5**

MPS Training by Quarter with Comparison to Previous Quarters

Training Period	2008-2009 Total Hours	2007-2008 Total Hours	2006-2007 Total Hours	2005-2006 Total Hours
October – December	508.75	294.00	234.50	159.00
July – September	580.00	264.50	116.25	205.25
School Year to Date	1088.75	558.50	350.75	364.25
% Increase/Decrease	89.6%	59.2%	-3.7%	-

III. Quality and Productivity

MONTHLY CUSTODIAL INSPECTIONS

The Monthly Inspections continued through the quarter. Results will be reported quarterly.

Monthly Custodial Inspections

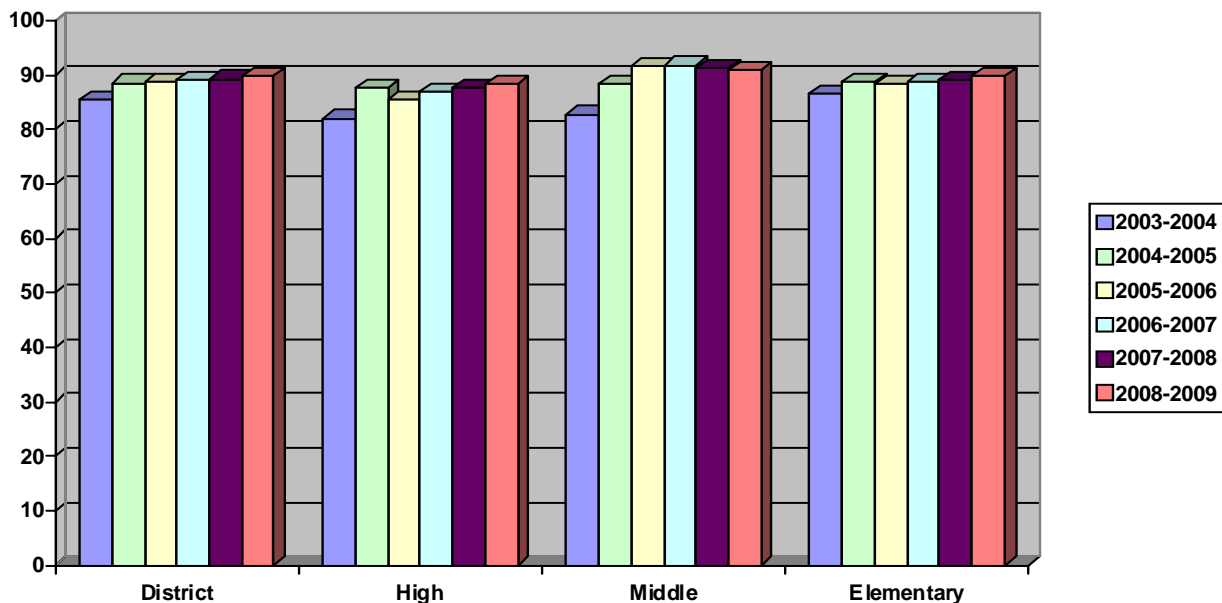
	October 2008	October 2007
District Average	89.566%	89.547%
High School	87.933%	86.440%
Middle School	90.739%	92.464%
Elementary School	89.549%	89.232%



	November 2008	November 2007
District Average	90.379%	88.970%
High School	88.791%	87.253%
Middle School	91.415%	91.011%
Elementary School	90.384%	88.697%

	December 2008	December 2007
District Average	89.344%	88.990%
High School	88.058%	85.824%
Middle School	90.224%	90.622%
Elementary School	89.338%	88.979%

	YTD 08-09	YTD 07-08	YTD 06-07	YTD 05-06	YTD 04-05	YTD 03-04
District Average	89.765%	89.305%	89.067%	88.626%	88.515%	85.387%
High School	88.235%	87.537%	86.910%	85.362%	87.716%	82.037%
Middle School	90.937%	91.359%	91.819%	91.604%	88.395%	82.741%
Elementary/Other	89.791%	89.034%	88.679%	88.316%	88.640%	86.443%





TEACHER SURVEYS – All Department Survey

Teacher Surveys continued for the quarter. Results are below along with comparisons to previous years.

October 2008 163 Surveys

	Overall Average	Custodial Average	Maintenance Average	Grounds Average
District Average	4.18	4.25	4.08	4.14
High School	4.17	4.14	4.23	4.13
Middle School	4.04	4.32	3.59	4.22
Elementary School	4.22	4.28	4.15	4.13

November 2008 100 Surveys

	Overall Average	Custodial Average	Maintenance Average	Grounds Average
District Average	4.18	4.14	4.30	4.01
High School	-	-	-	-
Middle School	4.38	4.34	4.48	4.21
Elementary School	4.09	4.05	4.21	3.93

December 2008 105 Surveys

	Overall Average	Custodial Average	Maintenance Average	Grounds Average
District Average	4.16	4.13	4.25	4.04
High School	-	-	-	-
Middle School	4.63	4.60	4.77	4.36
Elementary School	4.06	4.03	4.13	3.96

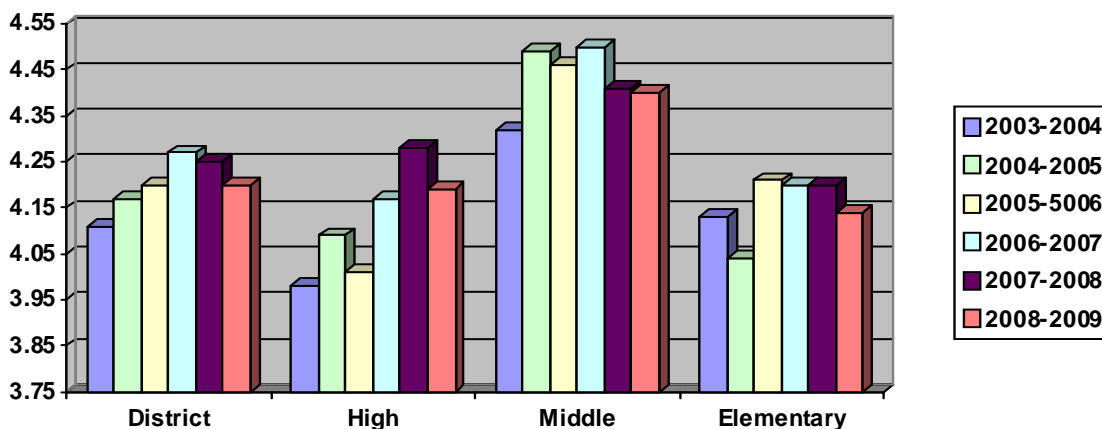
Comparison of District Average by Year and Department

	Number of Surveys	District Average	Custodial Average	Maintenance Average	Grounds Average
2008-2009 YTD	507	4.20	4.21	4.22	4.09
2007-2008 YTD	1398	4.25	4.25	4.31	4.10
2006-2007 YTD	1128	4.27	4.26	4.34	4.13
2005-2006 YTD	1001	4.20	4.16	4.29	4.13
2004-2005 YTD	1074	4.17	4.14	4.25	4.02
2003-2004 YTD	351	4.11	4.10	4.19	3.96



Comparison by School Type

	High School	Middle School	Elementary School
2008-2009 YTD	4.19	4.40	4.14
2007-2008 YTD	4.28	4.41	4.20
2006-2007 YTD	4.17	4.50	4.20
2005-2006 YTD	4.01	4.46	4.21
2004-2005 YTD	4.09	4.49	4.04
2003-2004 YTD	3.98	4.32	4.13



Below is a breakdown on how the teachers rated their school grounds. The crews were re-organized this mowing season, so we now have 4 crews as opposed to the 3 crews in the previous years. Below are the break downs for the crew assignments and how the teachers in those areas rated grounds. For comparison purposes, the previous school year Teacher Surveys were re-calculated reflecting the new assignments.

	East	West	Central	North
2008-2009 YTD	3.78	4.32	4.04	4.15
2007-2008 YTD	4.21	4.07	4.06	3.99
2006-2007 YTD	4.04	4.23	4.05	4.35

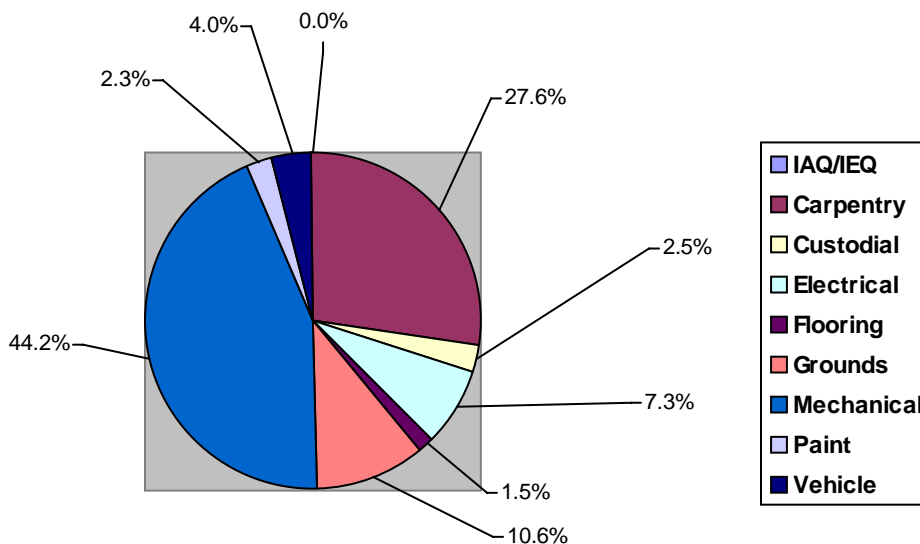


MAINTENANCE WORK ORDERS

Below is a breakdown for work orders received and completed for the period of October – December, 2008

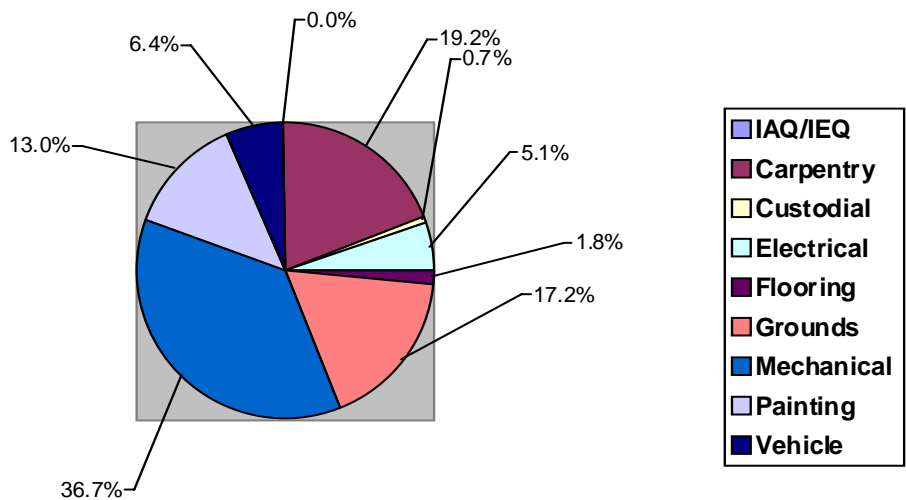
	Received	Completed	Open
IAQ/IEQ	0	0	0
Carpentry	610	728	117
Custodial	56	49	4
Electrical	162	175	31
Flooring	34	34	11
Grounds	234	309	105
HVAC/Mechanical	978	1033	224
Painting	51	83	79
Vehicle	89	71	39
Total	2214	2482	610

Percentage of Work Orders Received by Department





Percentage of Work Orders Open by Department



Below is a breakdown of all open work orders in the system by age (in days) through 12/31/2008

Days Open	0-14	15-28	29-60	61-90	91-120	121-150	151-180	181-365	365+
IAQ/IEQ	0	0	0	0	0	0	0	0	0
Carpentry	43	14	30	10	3	3	2	4	8
Custodial	2	0	1	1	0	0	0	0	0
Electrical	9	5	14	3	0	0	0	0	0
Flooring	4	1	1	1	1	1	1	0	2
Grounds	28	6	7	8	3	3	4	19	27
Mechanical	62	43	70	26	12	1	2	5	3
Painting	10	9	10	5	22	14	0	6	3
Vehicles	17	4	4	3	1	1	1	1	7
Total	175	82	137	57	42	22	10	35	50
% Open	28.7%	13.4%	22.5%	9.3%	6.9%	3.6%	1.6%	5.7%	8.2%



PREVENTATIVE MAINTENANCE

Below is a breakdown of all Preventative Maintenance work orders open and completed, as well as age of open Preventative Maintenance (in days) for the period of October – December 2008.

Open as of 1/5/09	Total Completed October – December
575	615

Days Open	0-14	15-28	26-60	61-90	91-120	121-150	151-180	181-365	365+
Carpentry	0	0	2	9	0	123	38	1	1
Custodial	24	2	11	7	17	11	1	20	4
Grounds	20	0	1	1	9	3	0	12	0
Mechanical	22	2	8	17	2	0	1	0	0
Vehicle	5	14	12	15	17	7	20	104	12
Total	71	18	34	49	45	144	60	137	17
% Open	12.3%	3.1%	5.9%	8.5%	7.8%	25.0%	10.4%	23.8%	3.0%

WORK ORDER HOURS

Below is a summary of the amount of *hours worked* by location for all work orders submitted for the period of October – December 2008.

School	Hours Worked October – December 2008
Abbott	178.50
Ackerman	200.50
Aldrich	91.50
Black Elk	204.25
Bryan	251.00
Cather	139.50
Cody	281.75
Cottonwood	80.00
Disney	105.50
Ezra	106.00
Harvey Oaks	115.75
Hitchcock	152.25
Holling Heights	110.00
Montclair	232.00



School	Hours Worked October – December 2008
Morton	119.75
Neihardt	505.75
Norris	196.50
Reagan	98.25
Reeder	106.00
Rockwell	152.50
Rohwer	224.25
Sandoz	245.75
Upchurch	161.25
Wheeler	251.25
Willowdale	133.25
Elementary Total	4443.00
Andersen	201.75
Beadle	243.25
Central & Annex	288.50
Kiewit	307.75
North	229.00
Russell	344.00
Middle Total	1614.25
North	797.50
South	1062.00
West	462.50
High Total	2322.00
Buell	76.00
District Wide*	2720.30
DSAC	122.50
Echo Hills	5.00
Excel Building	84.25
MLC	40.75
Technology	6.50
Support Services	1277.50
YAP – Vocational Center	0
Other Total	4332.80
Grand Total	12712.05

*Note: District Wide includes Open Work Orders for items such as snow removal, mowing, irrigation, water testing, energy management, etc.



CUSTODIAL ABSENCES

Below is a summary of the custodial absences for the quarter.

	October 2008	November 2008	December 2008	Quarter Totals	YTD Totals
Business and Emergency	92	56	48	196	320
Bereavement	0	16	8	24	56
Family Sick	192	360	64	616	732
Jury Duty	0	0	0	0	8
Leave without Pay	8	88	16	112	552
Leave with Pay	0	0	0	0	0
Sick	914	528	468	1910	3366
Vacation	962	568	1467.5	2997.5	7477.5
Total Absences	2168	1616	2071.5	5855.5	12511.5
Percentage of Scheduled Work Absent	9.0%	7.5%	8.6%	8.4%	8.6%
<i>Comparison Months – Last Year</i>	<i>8.8%</i>	<i>7.8%</i>	<i>9.6%</i>	<i>8.7%</i>	<i>9.4%</i>

MAINTENANCE AND GROUNDS ABSENCES

Below is a summary of the maintenance and grounds absences for the quarter.

	October 2008	November 2008	December 2008	Quarter Totals	YTD Totals
Business and Emergency	28	10	1	39	93.5
Bereavement	24	0	0	24	24
Family Sick	52	53	16	121	155.5
Jury Duty	0	0	0	0	0
Leave without Pay	0	0	8	8	331
Leave with Pay	0	0	0	0	0
Sick	141.25	139	82.75	363	677.5
Vacation	274.25	113	435	822.25	2047.75
Total Absences	519.50	315	542.75	1377.25	3192.75
Percentage of Scheduled Work Absent	6.2%	4.2%	6.9%	5.8%	6.3%
<i>Comparison Months – Last Year</i>	<i>5.4%</i>	<i>9.7%</i>	<i>7.7%</i>	<i>6.9%</i>	<i>6.3%</i>



CUSTODIAL MANAGER VISITS

October – December 2008

Inspections Completed	215
Principal Visits Completed	326
Total Site Visits Completed	2178

IV. Goals

- Continue to hire for vacant full-time and part-time positions.
- Continue to be in all necessary planning meetings, walk-throughs, training, and construction meetings for both Bond Project and Capital Improvement Projects.
- Continue to monitor and manage the current MPS budget.
- Continue to handle snow and ice events.
- Present the FCAP to the Board in January.
- Continue Review of FCAP and adjust document accordingly.
- Begin the process for posting, interviewing and hiring for the temporary summer grounds, painting and mechanical positions.
- Evaluate all concrete and asphalt needs in the spring once winter is completed. Prioritize and make repairs by need and budget.
- Prepare all athletic fields for spring sports and begin athletic field maintenance for fall sports.
- Begin preparations for all summer projects.

AGENDA SUMMARY SHEET

AGENDA ITEM: Quarterly Summer Projects Report (Not Bond Issue Related)

MEETING DATE: January 19, 2009

DEPARTMENT: General Administration

TITLE & BRIEF DESCRIPTION: Quarterly Summer Projects Report – A report of the on-going progress on summer construction projects (other than bond issue projects) in the District.

ACTION DESIRED: Approval Discussion Information Only

BACKGROUND: n/a

OPTIONS AND ALTERNATIVES: n/a

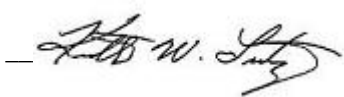
RECOMMENDATION: n/a

STRATEGIC PLAN REFERENCE: n/a

IMPLICATIONS OF ADOPTION/REJECTION: n/a

TIMELINE: n/a

RESPONSIBLE PERSON: Ed Rockwell (Gen. Mgr. for Support Services) and Ken Fossen (Assoc. Supt. Gen. Admin.)

SUPERINTENDENT'S APPROVAL: 

Construction Report to the Board of Education

Board meeting date: **January 19, 2009**

For quarter ending: **December 31, 2008**

Location: **Bryan Elementary**
 Project Title: **Paving Improvements**
 Architect / Engineer: **Lamp-Rynearson**
 Contractor: **TBD**

Project Manager: **Ed Rockwell**
 Bid Award: **\$ 000,000**
 Change Orders: **\$ 00,000 (0.0%)**
 Amended Contract: **\$ 000,000**

Description of work:

All existing asphalt paving and significant areas of concrete sidewalk are being replaced with new concrete paving and sidewalks. Beyond replacement due to condition, the two main goals of the project are to significantly improve traffic flow and staging capacity, and to reduce ponding by improving water drainage.

Status of progress:

Design is in progress

Change Order information:



Location: **Harvey Oaks Elementary**
Project Title: **Intercom System Replacement**
Architect / Engineer: **Morrissey Engineering**
Contractor: **TBD**

Project Manager: **Kim Thompson¹⁹⁴**
Bid Award: **\$ 00,000**
Change Orders: **\$ 0,000 (0.00%)**
Amended Contract: **\$ 00,000**

Description of work:

The main intercom head-end system and all classroom components are being replaced and upgraded to current standards.

Status of progress:

Project is currently in design.

Change Order information:



Location: **Rockwell Elementary**
Project Title: **Intercom System Replacement**
Architect / Engineer: **Morrissey Engineering**
Contractor: **TBD**

Project Manager: **Kim Thompson⁹⁵**
Bid Award: **\$ 00,000**
Change Orders: **\$ 0,000 (0.00%)**
Amended Contract: **\$ 00,000**

Description of work:

The main intercom head-end system and all classroom components are being replaced and upgraded to current standards.

Status of progress:

Project is currently in design.

Change Order information:



Location: **Harvey Oaks Elementary**
Project Title: **Wash Fountain Replacements**
Architect / Engineer: **Morrissey Engineering**
Contractor: **TBD**

Project Manager: **Kim Thompson**
Bid Award: **\$ 00,000**
Change Orders: **\$ 0,000 (0.0%)**
Amended Contract: **\$ 00,000**

Description of work:

The existing wash fountains in the two main student restroom areas are original to the building and are being replaced to current standards.

Status of progress:

Project is currently in design.

Change Order information:



Location: **Central Middle**
Project Title: **Media Center Carpet Replacement**
Architect / Engineer: **Bahr-Vermeer-Haecker**
Contractor: **TBD**

Project Manager: **Kim Thompson**
Bid Award: **\$ 00,000**
Change Orders: **\$ 0,000 (0.0%)**
Amended Contract: **\$ 00,000**

Description of work:

All carpeting in the Media Center and the adjacent Computer Lab is being replaced with current standard materials and methods.

Status of progress:

Project is currently in design.

Change Order information:



Location: **Cather, Cody, Norris**
Project Title: **Weatherproofing Improvements**
Architect / Engineer: **None**
Contractor: **McGill Restoration**

Project Manager: **MPS Maintenance**
Contract Amount: **\$ 000,000**
Change Orders: **\$ 00,000 (0.0%)**
Amended Contract: **\$ 000,000**

Description of work:

Each year a group of 3 to 5 buildings is identified to receive a scope of work that typically includes replacement of damaged brick, brick mortar tuck pointing, brick sealing, removal and replacement of exterior caulking, flashing repairs, etc.

Status of progress:

Work has been ordered and scheduled with contractor.

Change Order information:



Cather



Cather



Cody



Norris

Location: **Montclair, Sandoz, North Middle**
Project Title: **Metal Door & Frame Replacements**
Architect / Engineer: **TSA**
Contractor: **TBD**

Project Manager: **Kim Thompson¹⁹⁹**
Bid Award: **\$ 00,000**
Change Orders: **\$ 0,000 (0.0%)**
Amended Contract: **\$ 00,000**

Description of work:

In multiple locations at the 3 buildings, exterior and vestibule metal door frames, metal doors and door hardware are being replaced due to age and deterioration.

Status of progress:

Project is currently in design.

Change Order information:



Montclair



Sandoz



North Middle



North Middle

Location: **Cather Elementary**
Project Title: **Carpet Replacement**
Architect / Engineer: **BCDM Architects**
Contractor: **TBD**

Project Manager: **Kim Thompson²⁰⁰**
Contract Amount: **\$ 000,000**
Change Orders: **\$ 00,000 (0.0%)**
Amended Contract: **\$ 000,000**

Description of work:

All carpeting and other limited flooring types are being replaced and upgraded to current standards.

Status of progress:

Project is currently in design.

Change Order information



Location: **South High**
Project Title: **Bleacher Improvements**
Architect / Engineer: **None**
Contractor: **B & R Erectors**

Project Manager: **MPS Maintenance**
Contract Award: **\$ 00,000**
Change Orders: **\$ 0,000 (0.0 %)**
Amended Contract: **\$ 00,000**

Description of work:

End rails and aisle rails will be replaced to current standard on both sets of main floor bleachers and the mezzanine bleachers in the main gym.

Status of progress:

Project is currently on hold as an alternate for funding, pending the outcome of bid results from other projects.

Change Order information:




Main Floor - Home



Main Floor - Visitors



Mezzanine Level



Mezzanine End Rails

Current Summary Status of 2009 Summer Project Budget

From original board committee presentation of November 10, 2008:

Estimated total construction awards	825,934
Construction contingency (5%)	41,297
Estimated total soft costs (16%)	<u>132,149</u>
Total Summer 09 budget request	\$ 999,380

Budget and schedule details follow on next page.....

MPS Summer Projects 2009 - Control Worksheet - Revised 12-30-08

Site	Project	Architect or Engineering Firm	Architect or Engineering Fees	Consulting or Commissioning Firm	Consulting or Commissioning Fees	Surveyor	Surveyor Fees	Geotech and Construction Testing Firm	Geotech Fees	Construction Testing Fees	Date Out to Bid	Bids Due Date & Time	Date to Seek Board Approval of Award (Mondays)	Contract Start Date	Contract Completion Date (demobilized and off-site)	Liquidated Damages Start Date	Amount of Liquidated Damages Per Calendar Day	A/E Original Cost Estimate	Amount Budgeted (includes all fees & costs)
Bryan	Paving Improvements (parking, drives, play areas, sidewalks)	LRA	70,000	na	na	LRA	incl	Thiele			2/3/09	3/3/09 9:00 AM	03/16/09	June 4 - 09	July 24 - 09	July 27 - 09	7,000	448,574	542,775
Harvey Oaks	Intercom System Replacements	MEI	2,850	na	na		na	na	na		01/27/09	2/25/09 10:00 AM	02/26/09	June 4 - 09	July 24 - 09	July 27 - 09	500	28,500	34,485
Rockwell	Intercom System Replacements		3,300	na	na		na	na	na					June 4 - 09	July 24 - 09	July 27 - 09	500	33,000	39,930
Harvey Oaks	Wash Fountain Replacements (two student pod area restrooms)	MEI	3,000	na	na		na	na	na		1/20/09	2/18/09 10:00 AM	2/19/09	June 4 - 09	July 24 - 09	na	250	19,500	23,595
Central Middle	Media Center Carpet Replacement	BVH	5,500	na	na		na	na	na		2/3/09	3/3/09 11:00 AM	3/5/09	June 4 - 09	July 24 - 09	July 27 - 09	500	25,300	30,613
Cather	Weatherproofing Improvements	na	na	na	na	na	na	na	na		RFP	RFP	P.O.	June 4 - 09	July 24 - 09	na	0	39,200	47,432
Cody														June 4 - 09	July 24 - 09	na	0	43,500	52,635
Norris														June 4 - 09	July 24 - 09	na	0	44,300	53,603
North MS	Exterior Door and Window Replacements	TSA	13,000	na	na		na	na	na		2/3/09	3/3/09 10:00 AM	3/16/09	June 4 - 09	July 24 - 09	na	0	48,000	58,080
Sandoz																			
Montclair																			
Cather	Carpet Replacement (all carpet throughout - single phase)	BCDM	10,800	na	na		na	na	na		2/3/09	3/3/09 10:30 AM	03/16/09	June 4 - 09	July 24 - 09	July 27 - 09	2,000	96,060	116,233
																		825,934	999,380

Projects in yellow cells below are alternates, to be pursued only if bids for projects above come in under estimates

Central Middle	Repainting (gym walls & ceiling, commons ceiling panels)	BVH	6,800	na	na		na	na	na		3/5/09	3/18/09 2:00 PM	03/19/08	June 4 - 09	July 24 - 09	na	0	32,116	38,860
South H S	Bleacher End Rail Improvements (main gym and mezzanine)	na	na	na	na		na	na	na		RFP	RFP	3/5/09	June 4 - 09	July 24 - 09	na	0	26,642	32,237

Location: Wheeler Elementary
Project Title: Classroom and Multi-Purpose Additions
Architect / Engineer: Schemmer Associates
Contractor: Ronco Construction

Project Manager: Ed Rockwell 205
Bid Award: \$1,434,000
Change Orders: \$ 39,487 (2.75%)
Amended Contract: \$1,473,487

Description of work:

Two separate additions are being added to the building. The 2-story classroom addition will provide 5 standard classrooms and one kindergarten classroom near the SE corner, scheduled for completion July 11th. The multi-purpose room addition at the northwest corner will add a large multi-purpose space and adjacent storage capacity, scheduled for completion in late October. The portable classroom formerly on-site was demolished in June.

Status of progress:

The Classroom Addition was scheduled for completion July 11th. Substantial Completion was actually documented on September 10th, with the new spaces opened to students on September 22nd. The Multi-purpose Addition was scheduled for completion October 24th. Substantial Completion was actually documented on October 29th. The new area opened to students on November 3rd. The contractor will incur liquidated damages for each phase, final amount is yet to be determined.

Change Order information:

Two change orders were processed to incorporate a total of 16 proposal requests. The proposals included code issues, structural tie-ins and miscellaneous revisions. Nearly all proposals resulted in added value to the District.



Location: **Reagan Elementary**
Project Title: **Classroom and Multi-Purpose Additions**
Architect / Engineer: **Schemmer Associates**
Contractor: **TBD**

Project Manager: **Ed Rockwell**
Bid Award: **\$0,000,000** 206
Change Orders: **\$ 00,000 (0.00%)**
Amended Contract: **\$0,000,000**

Description of work:

Two separate additions are being added to the building. The 2-story classroom addition will provide 5 standard classrooms and one kindergarten classroom at the west edge of the courtyard, near the playground. The multi-purpose room addition at the gym near the southeast corner will add a large multi-purpose space and adjacent storage capacity.

Status of progress:

Project is currently out for bid with bids due in on Jan 20th.

Change Order information:



AGENDA SUMMARY SHEET

AGENDA ITEM: High Ability Learner Program, Identification Process

MEETING DATE: December 1, 2008

DEPARTMENT: Educational Services

ACTION DESIRED: Information Only

BACKGROUND: The SAGES test, used for HAL identification in the district, is outdated. The HAL Identification Committee researched and found a test that meets Millard Public School's mission to better identify students while addressing effective high ability practices.

OPTIONS AND ALTERNATIVES CONSIDERED: N/A

RECOMMENDATIONS: Accept the Report

STRATEGIC PLAN REFERENCE: Strategies 2 and 4

IMPLICATIONS OF ADOPTION OR REJECTION: N/A

TIMELINE: N/A

RESPONSIBLE PERSON(S): Dr. Mark Feldhausen, Dr. Carol Newton, Nancy Johnston, Kim Rice

SUPERINTENDENT APPROVAL: _____  _____

Report on Millard Public Schools High Ability Learner Program Identification

Screening and Selection of Students for the High Ability Learner (HAL) Program in Millard Public Schools

Kindergarten/Grade 1/Grade 2 - Kaleidoscope Program

- Kingore Observation Inventory (KOI)
- Students who exhibit superior (3) or very superior (4) behaviors in comparison with their age peers will participate in the Kaleidoscope program.
- This program will provide differentiated learning activities related to the 7 KOI Advanced Behaviors.

Grade 2 - Kaleidoscope Program

- Grade 2 students in the Kaleidoscope Program will be given the Cognitive Abilities Test (CogAT) in the Spring for 3rd grade fall placement in the Compass Program.
- Students who score a Standard Age Score of 127 or above will participate in HAL programming.

Grades 3-8 - Compass Program

- In order to be considered for CogAT testing, 3 of the below 10 criteria must be met:
 - 95%ile or higher on Terra Nova (1) math, (2) reading, (3) total or (4) TCS verbal, (5) nonverbal or (6) total OR have a (7) parent or (8) teacher recommendation (score 110+) using the SIGS Home or School Rating Scales OR have received (9) 95%ile or higher on a comparable standardized test OR have (10) documentation of participation in another district's HAL program to be considered for testing.
- Student is then tested for HAL programming using the CogAT test in the Spring.
- Students who score a Standard Age Score of 127 or above will participate in HAL programming.
- This program has a defined Language Arts, Math and Problem Solving/Critical Thinking curriculum.

Grades 3-8 Limited English Proficient/English Language Learners—Compass Program

- Parent and teacher recommendation using the SIGS Home or School Rating Scales (score of 100+).
- Student is then tested for HAL programming using the CogAT test.
- Students who receive a Verbal Standard Age Score of 100 will receive Language Arts HAL programming. Students who receive a Nonverbal Standard Age Score of 127 will

receive math or critical thinking/problem solving HAL programming as part of the Millard Public Schools' Compass Program.

Individually Administered Intellectual Tests—Compass Program

- If a stakeholder in the identification process does not believe that a student's CogAT results were not an accurate depiction of the student's abilities, they may opt request a review by a building level team.
- The building level team will review data and opt for an individually administered IQ test.
- This test can be administered by district personnel, or by a qualified test administrator outside of the district.
- A verbal, nonverbal or composite score of 127 will qualify for Compass programming.

Conditional Qualified Students—Compass Program

- Students scoring 122-126 on the CogAT may be considered as a conditional qualifier.
- The conditional qualifier statue will be reviewed by a building level team on an annual basis.
- SIGS Home Rating Scales or SIGS School Rating Scales completed (score 110+).
- Team of staff members meets to discuss student's HAL programming.
- Conditional qualifier form filled out and submitted to district HAL curriculum facilitator.

High Ability Learner Identification Task Force:

During the 07-08 school year, a 16 member K-8 team researched best practices in high ability learner identification. This team met three times. During the first meeting, the team processed the National Gifted Standards and Nebraska Department of Education Gifted Standards. The team created a document summarizing focus areas from these standards. The group also reviewed several of the Benchmark School's identification systems as well as Learning Community School's identification systems. The team then created a list of possible identification tools that the team would research.

During the second meeting, each team member shared information about their gathered research.

The final meeting included a processing discussion of the research. Sub-groups met and answered the question, "If you had to decide today how MPS HAL identification would look, what would it look like?" Sub-groups shared their sample identification. Each sub-group provided information that led the task force to a consensus decision. Due to this consensus, a subcommittee of 7 members was formed to refine the identification process based on the task force's recommendation.

High Ability Learner Identification Subcommittee:

The HAL identification subcommittee met 5 times during the 07-08 school year and made final identification decisions during the fall of 2008.

The committee found that the Kingore Observation Inventory (KOI) is best suited for identification in the K, 1 and 2 grade levels as this inventory provides comprehensive data about a child over several weeks. This inventory is inclusive which the original task force strongly recommended based on National Gifted Standards.

At the end of 2nd grade and in later years, the Cognitive Abilities Test (CogAT) will be administered to students to determine high ability learner programming. This test was chosen due to its excellent validity and reliability. The test was written to specifically identify student's giftedness. Due to the author's research in the areas of giftedness, the committee recommends this test as research indicated it will correctly identify MPS high ability learners. MPS's past instrument, the SAGES, tested students in the areas of math/science and language arts/social studies. The CogAT measures verbal giftedness, quantitative giftedness, and nonverbal giftedness. The committee's research indicated that the CogAT's tested areas met the high ability needs of students in Millard Public Schools. A core committee is currently researching best practices in these areas and will identify high ability learner curriculum to match these three areas.

The following timeline has been decided upon regarding 2009 High Ability Learner Identification Testing:

SIGS completed by January 15

Pre-slug data to Sharon Freeman by February 1

Testing Window is February 17-26

Data file sent from MPS to ESU#3 by March 16

Data file back from ESU#3 by March 23

Data file organized and sent to each school by April 1

Screening and Selection of Students for the High Ability Learner (HAL) Program in Millard Public Schools

Kindergarten/Grade 1/Grade 2: Kaleidoscope Program

Screening students for inclusion in the Kaleidoscope Program will begin informally in kindergarten and will continue through the end of 2nd grade.

During this time, the Kingore Observation Inventory (KOI) will be used at the K, 1, and 2 grade levels. All students will be screened with the KOI instrument. Students who exhibit superior (3) or very superior (4) behaviors in comparison with their age peers will participate in the Kaleidoscope Program. Students will be reassessed annually. Parents will be informed of a student's participation in the Kaleidoscope Program and teachers will be expected to provide differentiated learning experiences.

Grade 2: Kaleidoscope Program

Students in the Kaleidoscope Program will be given all subtests of the Cognitive Abilities Test (CogAT) in the Spring. Students who score a Standard Age Score 127 will be included in Millard Public Schools' Compass Program. This program has a defined curriculum for Language Arts, Math and Nonverbal. Parents will be informed of a student's participation in the Compass Program and teachers will be expected to provide differentiated learning experiences for these identified students.

Students may also conditionally qualify. See "Conditional Qualified Students" section below.

**** Students may be tested only two times for the Compass Program in elementary school.
Students may be tested only one time for Compass Program in middle school.**

Grades 3-8: Compass Program

In order to be considered for CogAT testing, 3 of the following 10 criteria must be met:
95%ile or higher on Terra Nova in one of the following areas:

- 1) Terra Nova math
- 2) Terra Nova reading
- 3) Terra Nova total
- 4) TCS verbal
- 5) TCS nonverbal
- 6) TCS total

OR

- 7) A parent recommendation using the SIGS Home Rating Scales (score of 110+)
- 8) A teacher recommendation using the SIGS School Rating Scales (score of 110+)
- 9) 95%ile on the California Achievement Test, Iowa Test of Basic Skills or comparable test
- 10) Documentation of previous gifted program status in another district

Students meeting at least three of the above criteria will be given the CogAT in the Spring. It is at the discretion of school personnel to determine which CogAT subtests will be administered.

Students who score a Standard Age Score of 127 will be included in Millard Public Schools' Compass Program. This program has a defined curriculum for Language Arts, Math and Nonverbal. Parents will be informed of a student's participation in the Compass Program and teachers will be expected to provide differentiated learning experiences for these identified students.

Students may also conditionally qualify. See "Conditional Qualified Students" section below.

Grades 3-8 Limited English Proficient/English Language Learners: Compass Program

Limited English Proficient / English Language Learners (LEP/ELL) must fulfill the following 2 criteria before CogAT testing will be administered:

1. Teacher recommendation using the SIGS School Rating Scales (score of 110+)
2. Parent recommendation using the SIGS Home Rating Scales (score of 110+)

Once these 2 scales have been scored and a 110 score received, an LEP/ELL student will be administered the CogAT test. Students who receive a Verbal Standard Age Score of 100 will receive Compass Language Arts programming. Students who receive a Nonverbal Standard Age Score of 127 will receive either math and/or nonverbal programming.

Individually Administered Intellectual Tests: Compass Program

If a stakeholder in the identification process believes that a student's CogAT results were not an accurate depiction of the student's abilities, that stakeholder may request a review by a building level team. After review of data, this building level team may opt for an individually administered IQ test. This test can be administered by district personnel, or by a qualified test administrator outside of the district. The following tests will be accepted for the Compass Program. Verbal, nonverbal or composite scores of 127 or higher will identify the student for the program.

Wechsler Intelligence Scale for Children-IV
 Wechsler Preschool and Primary Scale of Intelligence-III
 Stanford Binet Intelligence Scale-V
 Differential Ability Scales-2
 Kaufman Assessment Battery for Children-2
 Cognitive Assessment System
 Reynolds Intellectual Assessment Scales
 Universal Nonverbal Intelligence Test

Conditional Qualified Students: Compass Program

Students scoring 122-126 on the CogAT may be considered as a conditional qualifier. The conditional qualifier status will be reviewed by a building level team on an annual basis. In order to initially be considered a conditional qualifier, a SIGS Home Rating Scale must be completed by a parent or guardian or a SIGS School Rating Scale must be filled out by a classroom teacher. Once this form is received and the student scored a 110+, a building level team will meet to discuss student achievement, behaviors and data. If this team believes the student should be placed in the Compass Program, a Conditional Qualifier Form must be filled out and submitted to the district HAL curriculum facilitator.