

ACKNOWLEDGMENT OF RECEIPT


OF NOTICE OF MEETING

The undersigned members of the Board of Education of Millard, District #017, Omaha, Nebraska, hereby acknowledge receipt of advance notice of a meeting of said Board of Education and the agenda for such meeting held at 6:30 P.M. on January 25, 2010, at Don Stroh Administrative Center 5606 South 147th Street Omaha, NE 68137


Dated this 25th day of January, 2010.




Michael Pate - President




David Anderson - Vice President



Linda Poole - Secretary



Mike Kennedy - Treasurer



Brad Burwell



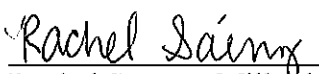
Julie Kannas



Maurice Green - Millard North High School



Josh Kenney - Millard South High School



Rachel Saenz - Millard West High School

**NOTICE OF MEETING
SCHOOL DISTRICT NO. 17**

Notice is hereby given of a Board of Education meeting of School District No. 17, in the County of Douglas, which will be held at 8:30 p.m. on Monday, January 25, 2010 at 5608 South 147th Street, Omaha, Nebraska.

An agenda for such meetings, kept continuously current are available for public inspection at the office of the superintendent at 5608 South 147th Street, Omaha, Nebraska.

LINDA POOLE,
Secretary

1-22-10

**THE DAILY RECORD
OF OMAHA**

**RONALD A. HENNINGSEN, Publisher
PROOF OF PUBLICATION**

UNITED STATES OF AMERICA, }
The State of Nebraska, } ss.
District of Nebraska, }
County of Douglas, }
City of Omaha, }

J. BOYD

being duly sworn, deposes and says that she is

LEGAL EDITOR

of **THE DAILY RECORD**, of Omaha, a legal newspaper, printed and published daily in the English language, having a bona fide paid circulation in Douglas County in excess of 300 copies, printed in Omaha, in said County of Douglas, for more than fifty-two weeks last past; that the printed notice hereto attached was published in **THE DAILY RECORD**, of Omaha, on _____

January 22, 2010

That said Newspaper during that time was regularly published and in general circulation in the County of Douglas, and State of Nebraska.

NOTARY 13.40
Publisher's Commission
EXPIRES
Additional Copies \$

Total \$13.40
MAY 16, 2010
STATE OF NEBRASKA

Subscribed in my presence and sworn to before
me this 22nd day of
January 2010

Notary Public in and for Douglas County,
State of Nebraska

BOARD OF EDUCATION MEETING

JANUARY 25, 2010

NAME:

REPRESENTING:

Kaelin Kinnison	UNMC
Sheela Watson	UNMC
Megan Hageman	UNMC
Monica Hufled	MEP
Patricia Blair	UNMC
Pat Lusk	MWHS
Mike Kemp	
Julie Kemp	MWHS
Jordan Decker	MWHS
Jessica Klym	MWHS
Mitch Zatzabal	MWHS
Matt Woodburn	MWHS
Alicia Abboud	UNMC
Caitlin Wenvich	MWHS
Tylene Knapp	MWHS
Ashley Bremers	MWHS
Martina Drewes	parent
Clare Smith	MWHS
Mary Erickson	MEA
Kim Aulon	MWHS

BOARD OF EDUCATION MEETING

JANUARY 25, 2010

NAME:

REPRESENTING:

Candra Quentz	Ed Services, Art K-12
Toni Navickas	Millard West Student
AARON HEESBERGER	Nebraska Game & Parks
Melissa West	Millard West HS
Jan Dallgaard	Ed Services
Tracy Miller	Hyamruch Teacher
Nicole Hoelt	Millard West Student
Mike Dambler	KMS
Elizabeth Moran	Millard North Hoofbeat
Melissa Blackburn	
Cynthia Jenks	MWHS parent
Sarah Bery	
Karnyta White	
Alex Guo	MWHS
Lee Korshoj	MWHS
Courtnee Baker	MWHS
Allie Marshall	MWHS
Kelly Shapiro	6:30-7:30 MWHS
Christina VonBresen	6:30-7:30 MWHS
Sarah Mead	WMMC

BOARD OF EDUCATION MEETING

JANUARY 25, 2010

NAME:

REPRESENTING:

Patrick Jackman 6:30-7:30	Millard West Student
Josh Planos 6:30-7:30	Millard West Student
Tyler Reynolds 6:30-7:30	Millard West Student
Rodney Hannon 6:30-7:32	Millard West Student
Travis Hutter	Millard West Student
Josh Fitzpatrick 6:30-7:32	Millard West
Myles Azevedo	Millard West High Student
Kaylin Hobze	Millard West High Student
Marian Kroll	Millard West Student
Chris Wilcoxen	Black Elk
Lauren Mitchell	Millard West Student



BOARD OF EDUCATION
MEETING



JANUARY 25, 2010

BOARD OF EDUCATION
MILLARD PUBLIC SCHOOLS
OMAHA, NEBRASKA

BOARD MEETING
6:30 P.M.

STROH ADMINISTRATION CENTER
5606 SOUTH 147th STREET
JANUARY 25, 2010

AGENDA

A. Call to Order

The Public Meeting Act is posted on the Wall and Available for Public Inspection

B. Pledge of Allegiance

C. Roll Call

D. Public Comments on agenda items – This is the proper time for public questions and comments on agenda items only. Please make sure a request form is given to the Board President before the meeting begins.

E. Routine Matters

1. *Approval of Board of Education Minutes – January 11, 2010
2. *Approval of Bills
3. *Receive the Treasurer's Report and Place on File
4. Summary of Board Committee of the Whole – January 18, 2010

F. Information Items

1. Superintendent's Comments
2. Board Comments/Announcements
3. Report from Student Representatives

G. Unfinished Business:

H. New Business

1. Approval of Board Appointments
2. Approval of Job Description 2100.58 – Assistant Principal at Horizon High School
3. Approval of PreK-12 Physical Education Instructional Materials Proposal
4. Approval of PreK-12 Art Instructional Materials Proposal
5. Approval of 9-12 Language Arts Elective Instructional Materials Proposal
6. Approval of Avenue Scholars Bright Futures Foundation Program
7. Approval of Rule 5110.2 – Pupil Services – Pre-Kindergarten (Pre-K) Transfer of Children within the District
8. Approval of Calendar Modifications
9. Administrator for Hire
10. Approval of Personnel Actions: Amendment to Continuing Contract(s), Resignation, Voluntary Separation Program, and New Hire(s)

I. Reports

1. Legislative Update
2. Preliminary Enrollment Projects for Fall 2010
3. Terra Nova Testing Results
4. Quarterly Investment Report
5. Quarterly Operation & Maintenance Report
6. Quarterly Food Service Report
7. Quarterly Summer Projects Report

J. Future Agenda Items/Board Calendar

1. Committee of the Whole Meeting on Monday, February 8, 2010 at 6:30 p.m. at the Don Stroh Administration Center, 5606 South 147th Street
2. Board of Education Meeting on Monday, February 15, 2010 at 6:30 p.m. at the Don Stroh Administration Center, 5606 South 147th Street
3. Board of Education Meeting on Monday, March 1, 2010 at 6:30 p.m. at the Don Stroh Administration Center, 5606 South 147th Street
4. Committee of the Whole Meeting on Monday, March 8, 2010 at 6:30 p.m. at the Don Stroh Administration Center, 5606 South 147th Street
5. Board of Education Meeting on Monday, March 15, 2010 at 6:30 p.m. at the Don Stroh Administration Center, 5606 South 147th Street
6. Board of Education Meeting on Monday, April 5, 2010 at 6:30 p.m. at the Don Stroh Administration Center, 5606 South 147th Street
7. Board of Education Meeting on Monday, April 19, 2010 at 6:30 p.m. at the Don Stroh Administration Center, 5606 South 147th Street

K. Public Comments - This is the proper time for public questions and comments on any topic. Please make sure a request form is given to the Board President before the meeting begins.

L. Adjournment:

All items indicated by an asterisk (*) will comprise the Consent Agenda and may be acted on in a single motion. Items may be deleted from the Consent Agenda by request of any board member.

BOARD OF EDUCATION
MILLARD PUBLIC SCHOOLS
OMAHA, NEBRASKA

BOARD MEETING
6:30 P.M.

STROH ADMINISTRATION CENTER
5606 SOUTH 147TH STREET
JANUARY 25, 2010

ADMINISTRATIVE MEMORANDUM

A. Call to Order

The Public Meeting Act is posted on the Wall and Available for Public Inspection

B. Pledge of Allegiance

C. Roll Call

D. Public Comments on agenda items - This is the proper time for public questions and comments on agenda items only. Please make sure a request form is given to the Board President prior to the meeting.

- *E.1. Motion by _____, seconded by _____, to approve the Board of Education Minutes – January 11, 2010. (See enclosure.)
- *E.2. Motion by _____, seconded by _____, to approve the bills. (See enclosures.)
- *E.3. Motion by _____, seconded by _____, to receive the Treasurer’s Report and Place on File. See enclosure.)
- E.4. Summary of Board Committee of the Whole Meeting – Monday, January 18, 2010
- F.1. Superintendent’s Comments
- F.2. Board Comments/Announcements
- F.3. Report from Student Representatives
- H.1. Motion by _____, seconded by _____, to approve board appointments (See enclosure.)
- H.2. Motion by _____, seconded by _____, to approve Job Description 2100.58 – Assistant Principal at Horizon High School (See enclosure.)
- H.3. Motion by _____, seconded by _____, to approve the PreK-12 Physical Education Instructional Materials Proposal (See enclosure.)
- H.4. Motion by _____, seconded by _____, to approve the PreK-12 Art Instructional Materials Proposal (See enclosure.)
- H.5. Motion by _____, seconded by _____, to approve 9-12 Language Arts Elective Instructional Materials Proposal (See enclosure.)
- H.6. Motion by _____, seconded by _____, that the Avenue Scholars program be offered to select Millard South High School students, funded by Bright Futures Foundation, and that the Associate Superintendent for Educational Services, in consultation with District Legal Counsel, be authorized and directed to execute all documents related to this project (See enclosure.)

- H.7. Motion by _____, seconded by _____, to approve Rule 5110.2 – Pupil Services – Pre-Kindergarten (Pre-K) Transfer of Children within the District (See enclosure.)
- H.8. Motion by _____, seconded by _____, to approve the calendar modifications for 2009-2010 (See enclosure.)
- H.9. Motion by _____, seconded by _____, to approve Administrator for Hire: Julie Kemp, Assistant Principal at Horizon High School (See enclosure.)
- H.10. Motion by _____, seconded by _____, to approve Personnel Actions: Amendment to Continuing Contract(s), Resignation, Voluntary Separation Program, and New Hire(s) (See enclosure.)

I. Reports:

1. Legislative Update
2. Preliminary Enrollment Projects for Fall 2010
3. Terra Nova Testing Results
4. Quarterly Investment Report
5. Quarterly Operation & Maintenance Report
6. Quarterly Food Service Report
7. Quarterly Summer Projects Report

J. Future Agenda Items/Board Calendar

1. Committee of the Whole Meeting on Monday, February 8, 2010 at 6:30 p.m. at the Don Stroh Administration Center, 5606 South 147th Street
2. Board of Education Meeting on Monday, February 15, 2010 at 6:30 p.m. at the Don Stroh Administration Center, 5606 South 147th Street
3. Board of Education Meeting on Monday, March 1, 2010 at 6:30 p.m. at the Don Stroh Administration Center, 5606 South 147th Street
4. Committee of the Whole Meeting on Monday, March 8, 2010 at 6:30 p.m. at the Don Stroh Administration Center, 5606 South 147th Street
5. Board of Education Meeting on Monday, March 15, 2010 at 6:30 p.m. at the Don Stroh Administration Center, 5606 South 147th Street
6. Board of Education Meeting on Monday, April 5, 2010 at 6:30 p.m. at the Don Stroh Administration Center, 5606 South 147th Street
7. Board of Education Meeting on Monday, April 19, 2010 at 6:30 p.m. at the Don Stroh Administration Center, 5606 South 147th Street

K. Public Comments - This is the proper time for public questions and comments on any topic. Please make sure a request form is given to the Board President before the meeting begins.

L. Adjournment

All items indicated by an asterisk (*) will comprise the Consent Agenda and may be acted on in a single motion. Items may be deleted from the Consent Agenda by request of any board member.

A meeting was held of the Board of Education of the School District No. 17, in the County of Douglas in the State of Nebraska. The meeting was convened in open and public session at 6:30 p.m., Monday, January 11, 2010, at the Don Stroh Administration Center, 5606 South 147th Street.

Present: Michael Pate, Dave Anderson, Julie Kannas, Brad Burwell, Mike Kennedy, and Linda Poole

Notice of this meeting was given in advance thereof by publication in the Daily Record on Friday, January 8, 2010; a copy of the publication is being attached to these minutes. Notice of this meeting was given to all members of the Board of Education and a copy of their Acknowledgment of Receipt of Notice and the agenda are attached to these minutes. Availability of the agenda was communicated in advance notice and in the notice of the Board of Education of this meeting. All proceedings hereafter shown were taken while the convened meeting was open to the attendance of the public.

At 6:30 p.m. Michael Pate announced the public meeting Act is posted on the wall and available for public inspection. Mr. Pate asked everyone to say the Pledge of Allegiance.

Roll call was taken and all members were present.

Comments from the Public: Three residents encouraged the board to keep families together in mind when they consider the rule in regards to intra-district transfers.

Election of Officers:

President:

Mike Pate – 6

Mike Pate was declared president.

Vice President:

Dave Anderson – 6

Dave Anderson was declared vice-president.

Secretary:

Linda Poole – 6

Linda Poole was declared secretary.

Treasurer:

#1 Brad Burwell – 1
Julie Kannas – 2
Mike Kennedy – 3

#2 Brad Burwell – 1
Julie Kannas – 2
Mike Kennedy 3

#3 Julie Kannas – 3
Mike Kennedy – 3

#4 Julie Kannas – 3
Mike Kennedy – 3

#5 Julie Kannas – 6

Julie Kannas was declared treasurer.

Motion by Linda Poole, seconded by Brad Burwell, to approve the Board of Education Minutes – December 21, 2009, approval of the bills, and receive the Treasurer’s Report and Place on File, upon roll call vote, all members voted aye. Motion carried.

Employees of the Month for January were Pam Fredrickson, preschool paraprofessional at Norris Elementary. And Jackie Burklund, third grade teacher at Harvey Oaks.

Superintendent Comments:

1. The Committee meeting topics will include an update on the Superintendent’s goals, a proposal from the University of Nebraska Medical Center, and options in regards to the snow days which have accumulated. There will be a board of education meeting on January 25, 2010. The February 1, 2010 board meeting is canceled due to a lack of a quorum. At the January 25th meeting, an assistant principal for Horizon High School will be on the agenda for approval.
2. On Wednesday, January 13, 2010 is the Phi Delta Kappa dinner for the area Boards of Education. This event will be held at the UNO Alumni Center at 5:30 p.m.
3. Before the Committee Meeting on January 18, 2010 the board will be honored with a dinner in recognition of Nebraska Boards of Education week.

Board Comments:

Mike Kennedy suggested communicating to parents to schedule their summer vacations a couple of weeks after the regular end of school. He was in favor to add more time for parents to make their summer plans.

Dave Anderson reported that he will attend the PDK dinner on Wednesday.

Mr. Anderson reported that he will be attending the NASB Board of Directors meeting on Saturday, January 23, 2010. He will also attend the Monday session of the NASB Legislative Issues Conference on Monday, January 25, 2010.

Linda Poole will be attending the PDK dinner.

Mrs. Poole said she would attend the Sunday, January 24, 2010 session of the NASB Legislative Issues Conference.

Brad Burwell reported that there was a meeting of the Learning Community Coordinating Council on Thursday, January 7, 2010. The Superintendent’s advisory meeting was postponed on January 7, but has been rescheduled for Thursday, January 21, 2010.

During the Learning Community Coordinating Council meeting they discussed the approval of legislative resolutions, which Dr. Lutz is on the legislative advisory sub-committee, and in particular most districts were thinking that if they could open up the five cent levy afforded to the Learning Community used for operation issues, they proposed they would be able to give core service funds back. There is a long way to go on this proposal, but it would make most districts happy.

Mr. Burwell noted that there will be a school fair for all of the Learning Community school districts on Sunday, January 31, 2010 at Burke High School from 1 p.m. to 4 p.m.

The next Sub-District 4 council meeting will be held on Tuesday, February 2, 2010 in Elkhorn at 1:30 p.m.

Josh Kenney, student representative from Millard South High School, and Maurice Green, student representative from Millard North High School, and Rachel Saenz, student representative from Millard West High School, gave highlights of academic and athletic activities from their respective high schools during the last couple of weeks.

Julie Kannas provided the final reading of Policy 4320 – Human Resources Soliciting by Agents Prohibited. Motion by Julie Kannas, seconded by Dave Anderson, to approve Policy 4320 – Human Resources Soliciting by Agents Prohibited, upon roll call vote, all members voted aye. Motion carried.

Mike Kennedy provided the final reading of Policy 5100 – Pupil Services – Enrollment of Students. Motion by Mike Kennedy, seconded by Brad Burwell, to approve Policy 5100 – Pupil Services – Enrollment of Students, upon roll call vote, all members voted aye. Motion carried.

Motion by Linda Poole, seconded by Brad Burwell, to approve Rule 5100.1 – Pupil Services – Enrollment of Students – Residency Requirements, upon roll call vote, all members voted aye. Motion carried.

Motion by Linda Poole, seconded by Julie Kannas, to continue to publish legal notices of regular and special meetings of the Board of Education in the Daily Record, unless the deadline dictates publication in the World-Herald or Midlands Business Journal, upon roll call vote, all members voted aye. Motion carried.

Motion by Brad Burwell, seconded by Dave Anderson, to approve that the district designate the First National Bank of Omaha and the Nebraska Liquid Asset Fund as the primary depositories for school district funds with the further designation of Wells Fargo Bank, US Bank, First Westroads Bank, Great Western Bank, and Omaha State Bank for school activity fund deposits, upon roll call vote, all members voted aye. Motion carried.

Motion by Linda Poole, seconded by Dave Anderson, to approve Rule 5110.1 – Pupil Services – K-12 Transfer of Students within the District. Mike Kennedy moved and Julie Kannas seconded, to amend the motion to allow in-district resident siblings to have second priority according to the guidelines of the policy. After some discussion Mike Kennedy and Julie Kannas withdrew their motion. Motion by Dave Anderson, seconded by Linda Poole to amend the motion to create a new sub-category under C 2 to include a. Millard Resident Siblings, b. Special Programs by Grade, and c. Regular Program by Grade, upon roll call vote, Linda Poole, Mike Pate, Dave Anderson, Mike Kennedy, and Julie Kannas voted aye. Brad Burwell voted no. Motion carried. Motion by Dave Anderson, seconded by Linda Poole, to approve the amended motion of Rule 5110.1 – Pupil Services – K-12 Transfer of Students within the District, upon roll call vote, Linda Poole, Mike Pate, Dave Anderson, Mike Kennedy and Julie Kannas voted aye. Brad Burwell voted no. Motion carried. Mr. Burwell advocated for the inclusion of "all" siblings into the rule and his "nay" vote was predicated on the non inclusion of all siblings.

Motion by Dave Anderson, seconded by Linda Poole, to that the contract for the Cather summer construction project be awarded to D. R. Anderson in the amount of \$936,000 and that the associate superintendent for general administration be authorized and directed to execute any and all contract related to such project, upon roll call vote, all members voted aye. Motion carried.

Motion by Linda Poole, seconded by Julie Kannas, to approve Personnel Actions: Amendment to Continuing Contracts: Amanda Hegge, Kimberly Skretta, and Virginia J. Curtiss; Leave of Absence: Traci L. Hanel; Voluntary Separation Program: Deborah J. Thompson, Michael J. Nemecek, and Merry A. Coe; and New Hires: Maureen P. Ord, Kari R. Wilson, Jamie M. Davis, and Megan E. Glover, upon roll call vote, all members voted aye. Motion carried.

Reports included an Enrollment Report and a Legislative Update.

Future Agenda Items/Board Calendar: The PDK Dinner will be held on Wednesday, January 13, 2010 at 5:30 p.m. at the UNO Alumni Center, 60th & Dodge. A Committee of Whole Meeting will be held on

Monday, January 18, 2010 at 6:30 p.m. at the Don Stroh Administration Center, 5606 South 147th Street. A Board Meeting will be held on Monday, January 25, 2010 at 6:30 p.m. at the Don Stroh Administration Center, 5606 South 147th Street. A Committee of the Whole Meeting will be held on Monday, February 8, 2010 at 6:30 p.m. at the Don Stroh Administration Center, 5606 South 147th Street. Board of Education Meeting will be held on Monday, February 15, 2010 at 6:30 p.m. at the Don Stroh Administration Center, 5606 South 147th Street. A Board of Education Meeting will be held on Monday, March 1, 2010 at 6:30 p.m. at the Don Stroh Administration Center, 5606 South 147th Street. A Committee of the Whole Meeting will be held on Monday, March 8, 2010 at 6:30 p.m. at the Don Stroh Administration Center, 5606 South 147th Street. A Board of Education Meeting will be held on Monday, March 15, 2010 at 6:30 p.m. at the Don Stroh Administration Center, 5606 South 147th Street.

Mike Pate adjourned the meeting.



SECRETARY

Millard Public Schools
January 25, 2010

Millard Public Schools

Check Register

11

Prepared for the Board Meeting of January 25, 2010

Check No	Vend No	Vendor Name	Amount
309462	020550	BUREAU OF EDUCATION & RESEARCH	1,125.00
309464	106773	FIRST NATIONAL BANK VISA	10,010.77
309465	132434	BRENT HINKLE	100.00
309467	107732	BRIAN L NELSON	106.25
309468	049700	TERRY HUGHES TREE SERVICE	19,800.00
309470	131806	ACADEMIC SUPERSTORE	49.95
309472	137806	SHARON M AGERS	56.38
309474	010083	ATS MOBILE TELEPHONE CO INC	85.02
309475	136956	RAYMOND J SAVARD	2,500.00
309476	137039	GLORIA J BARTELS	398.70
309477	131148	VIRGINIA C BAYE	398.70
309479	133480	BERINGER CIACCIO DENNELL MABREY	3,644.42
309482	137222	ALEXANDER LYNN BLACK	100.00
309483	133057	NANCY R BORGUM	398.70
309484	136962	BETTY M BRAGG	398.70
309485	020101	LAURIE R BRODEUR	313.12
309486	137886	LORI L BROWN	35.28
309487	136556	MARILYN DODRILL BRUCKNER	398.70
309488	106110	BRAD BURWELL	59.99
309490	136560	CAITLIN CEDFELDT	50.00
309491	106836	KEVIN J CHICK	180.56
309492	132886	SANDRA R COLE	249.19
309493	025455	COLLEGE BOARD	325.00
309494	022701	SHARON R COMISAR-LANGDON	180.56
309496	133818	CONNECTIVITY SOLUTIONS MFG INC	1,348.13
309497	133617	CONOCOPHILLIPS	12,656.72
309500	106893	CULLIGAN WATER CONDITIONING	55.33
309501	137887	NATE DARTMANN	27.58
309502	137891	JOHN M DEENEY	45.00
309503	137048	RANDALL DERRIG	82.68
309504	137107	CAROL L DICKMEYER	398.70
309505	134800	REBECCA L DIETLE	398.70
309507	033473	DIETZE MUSIC HOUSE INC	1,485.97
309508	136964	NAN A DOESCHOT	398.70
309510	131002	EDWARD D DUELLO	55.16
309512	137852	REBEKAH EHLY	100.00
309513	135497	RICKIE D ENGEL	337.79
309515	136451	NATALIE FECH	100.00
309516	132862	SARAH FECH	100.00
309517	137246	CONNIE L FIALA	7.50
309518	136966	JILL JANINE FLOTH	398.70
309519	041540	FRIENDSHIP HOUSE	38.75
309521	136046	JODI T GROSSE	206.50
309522	137206	NICOLAS A HERINK	50.00
309524	135041	HITCHCOCK ELEMENTARY	24.00
309525	137857	JENA M HOEPPNER	50.00

Millard Public Schools

Check Register

12

Prepared for the Board Meeting of January 25, 2010

Check No	Vend No	Vendor Name	Amount
309527	135589	LLOYD M HOSHAW	45.00
309528	135874	MATTHEW D HUBER	50.00
309530	133397	HY-VEE INC	587.68
309531	132878	HY-VEE INC	450.96
309532	049851	HY-VEE INC	1,350.09
309533	049850	HY-VEE INC	1,070.22
309534	054223	MICHAEL JANIS	398.70
309536	136967	LINDA M JOHNSON	398.70
309537	135384	LINDA C JONES	398.70
309538	136968	TWILA E JUEL	398.70
309539	137214	DAVID KAHM	27.58
309540	137514	JULIE KANNAS	167.23
309541	134194	KARCHER FLOOR CARE INC	81.01
309542	137888	SPIROS KATSIRIS	42.20
309543	133556	JANICE M KLOKE	398.70
309544	131160	MARGARET M KUBAT	398.70
309545	137694	MCKAYLA LABORDE	45.00
309546	058755	LAIDLAW TRANSIT INC	30,384.31
309548	137834	GREGORY J LECLEIR JR	100.00
309549	131397	LOWE'S HOME CENTERS INC	15.97
309550	133201	DAWN M MARTEN	910.10
309551	107399	MADONNA J MCARDLE	398.70
309552	131069	CAROL MCCANN	398.70
309553	134256	SAMANTHA MEISTER	50.00
309554	133403	AMERICAN NATIONAL BANK	903.60
309556	109843	NEXTEL PARTNERS INC	970.83
309557	136898	OLSSON ASSOCIATES INC	1,416.50
309559	071050	OMAHA WORLD HERALD CO	599.84
309562	073231	A DXP COMPANY	33.95
309563	133917	RADIO ENGINEERING INDUSTRIES INC	43,583.68
309565	078420	RAWSON & SONS ROOFING, INC.	15,330.00
309566	079106	PATRICIA W RHODES	398.70
309567	137470	AMBER E RIPA	679.31
309568	079198	PATRICIA A RITCHIE	70.00
309569	132334	CAROL A ROGERS	37.50
309572	081725	KIMBERLEY K SAUM-MILLS	113.15
309577	137270	MARILYN J SLEZAK	66.45
309578	134337	MELISSA SMIGELSKY	50.00
309579	135408	JANICE D SORENSEN	398.70
309580	132191	TRINA A SWITZER	97.69
309581	134131	STORM THRONE	220.64
309584	090242	UNITED PARCEL SERVICE	170.41
309585	137042	DIANE M WEIER	1,539.43
309587	136602	JACQUIE WELCH	97.95
309588	095155	MARY C WILSON	398.70
309589	096200	YOUNG & WHITE	20,802.43

Millard Public Schools

Check Register

13

Prepared for the Board Meeting of January 25, 2010

Check No	Vend No	Vendor Name	Amount
309602	065425	ANDERSEN MIDDLE SCHOOL	2,948.00
309604	065420	CENTRAL MIDDLE SCHOOL	1,683.00
309605	108436	COX COMMUNICATIONS INC	42,724.66
309606	044050	GENERAL BINDING CORPORATION	297.00
309609	137895	SIOUX FALLS SCHOOL DISTRICT	330.00
309610	137895	SIOUX FALLS SCHOOL DISTRICT	122.00
309611	137333	ANNE C NAGOSKY	160.00
309612	068334	NEBRASKA AIR FILTER INC	113.42
309613	068414	NEBRASKA COUNCIL OF SCHOOL ATTORNEY	105.00
309614	070810	OMAHA PUBLIC SCHOOLS	25.00
309615	072899	LINDA POOLE	1,263.79
309616	135903	CROWN REAL ESTATE LTD PARTNER LLC	944.46
309617	102828	CORPORATE EXPRESS	366.92
309618	099997	WESTSIDE HIGH SCHOOL	390.00
309619	099997	WESTSIDE HIGH SCHOOL	63.00
309620	099997	WESTSIDE HIGH SCHOOL	294.00
309621	099997	WESTSIDE HIGH SCHOOL	650.00
309622	135903	CROWN REAL ESTATE LTD PARTNER LLC	4,722.60
Total for GENERAL FUND			243,080.16
22173	134892	JOHN CHARLES ADAIR	70.88
22174	137889	SARAH J BANIK	13.50
22175	137160	MADELEINE R COLBERT	13.50
22176	106893	CULLIGAN WATER CONDITIONING	18.42
22177	136999	RAFAEL DIAZ	60.75
22178	010178	LINDA M DOYLE	26.43
22179	137000	MARLEY J FLEMING	20.25
22180	073721	PARK UNIVERSITY ENTERPRISES INC	199.00
22181	137890	JARED A GARDNER	13.50
22182	135983	ENCORE ONE LLC	248.42
22183	137730	PRESTON A GOCKE	27.00
22184	137001	RYAN J GUENETTE	10.13
22185	010280	SAMUEL A PULLEN INC	133.00
22186	136304	ZACKERY A KAPFER	47.25
22187	135668	NICHOLAS T KING	108.00
22188	135665	EVA E KINYON	4.17
22189	135813	TROY P KOSTAL	30.38
22190	137376	MICHAEL KRMPOTIC	47.25
22191	102229	ROWAN W LANG	129.80
22192	137729	AVERY K LOVGREN	27.00
22193	137251	ANDREW E LUCAS JR	20.25
22194	137674	RYAN D MCEACHEN	60.75
22195	133180	CHRISTOPHER MCEVOY	50.63
22196	134222	JAKE A MCWAIN-CALLAHAN	6.75
22197	137728	JEAN R MENDENHALL	11.00
22198	064950	MIDWEST METAL WORKS INC	49.50
22199	136279	MILLARD PUBLIC SCHOOL CLEARING ACCT	90.25

Date: 1/20/10

Millard Public Schools

Check Register

14

Prepared for the Board Meeting of January 25, 2010

Check No	Vend No	Vendor Name	Amount
22200	134025	RONALD A NEWTON JR	67.50
22201	137786	SOPHIA O NICHOLS	33.75
22202	102445	EDRIE K PEARCE	110.55
22203	136306	COURTNEY K RIETZ	60.75
22204	130903	DEB RINGER	32.23
22205	137164	ADRIANA D ROBINSON	13.50
22206	137671	QUINTON G SCALETTA	60.75
22207	131350	JUDITH H SCHULTZ	11.00
22208	137002	TREY A SCHULTZ	30.38
22209	135057	KATHERINE L SIX	27.12
22210	135739	ELIJAH TYNES	60.75
22211	135674	BRIAN A VICARS	30.38
22212	137672	CARLY J WHITE	33.75
22213	137003	AUSTIN K WILSON	30.38
Total for FOOD SERVICE			2,140.55
309463	136245	DONOVAN PROPERTIES LLC	86.42
309479	133480	BERINGER CIACCIO DENNELL MABREY	3,168.75
309496	133818	CONNECTIVITY SOLUTIONS MFG INC	14,250.00
309509	136245	DONOVAN PROPERTIES LLC	1,676.56
309557	136898	OLSSON ASSOCIATES INC	131.25
309573	081880	SCHEMMER ASSOCATES INC	5,500.00
Total for SPECIAL BUILDING			24,812.98
309469	137546	3 COM CORPORATION	5,245.22
309471	102832	ADVANCED OFFICE INTERIORS CORP	42,627.27
309473	013226	ASI MODULEX	252.70
309498	135287	CONSTRUCT INC	401,278.30
309499	108436	COX COMMUNICATIONS INC	89.78
309511	130769	EDWARD DON & COMPANY	0.00
309520	044950	GRAINGER INDUSTRIAL SUPPLY	622.11
309523	132423	HEWLETT PACKARD CO	14,743.00
309555	131328	MILLER ELECTRIC COMPANY	58,376.00
309561	071760	PATTON EQUIPMENT COMPANY INC	275.86
309575	083175	SHEPPARD'S BUSINESS INTERIORS	52,634.34
309576	131887	SIEMENS INDUSTRY INC.	17,037.00
309582	136278	TRI STATE SEEDING INC	1,071.00
309583	135716	TYCON ELECTRIC INC	200.00
309603	099431	BUSINESS MEDIA INC	3,596.00
309607	108348	INDEPENDENT SYSTEMS INC	7,100.00
Total for CONSTRUCTION			605,148.58
309464	106773	FIRST NATIONAL BANK VISA	12,416.68
309478	134884	JULIE K BERGSTROM	43.25
309480	018705	BERNINA SEWING CENTER	10,494.00
309489	137666	RENEE CASTEEL	50.00
309495	F03037	COMMUNICATION PROJECT	242.69
309529	137050	ANGELIA HUGHES	50.74

Millard Public Schools

Check Register

15

Prepared for the Board Meeting of January 25, 2010

Check No	Vend No	Vendor Name	Amount
309531	132878	HY-VEE INC	410.50
309533	049850	HY-VEE INC	141.84
309546	058755	LIDLAW TRANSIT INC	476.44
309558	070810	OMAHA PUBLIC SCHOOLS	392.00
309571	081630	SAM'S CLUB DIRECT	84.18
309574	082100	SCHOLASTIC INC	13,402.55
309586	093989	DIANA L WEIS	15.96
309608	121124	LORENE M LARSEN	452.55
Total for GRANT FUND			38,673.38
309466	099045	MUTUAL OF OMAHA COMPANIES	115,171.34
Total for			115,171.34
309479	133480	BERINGER CIACCIO DENNELL MABREY	2,953.13
309481	019111	BISHOP BUSINESS EQUIPMENT	2,900.00
309547	058775	LAMP RYNEARSON ASSOCIATES INC	10,571.00
309570	134824	ROOFING SOLUTIONS INC	18,500.00
Total for DEPRECIATION			34,924.13
309465	132434	BRENT HINKLE	100.00
309507	033473	DIETZE MUSIC HOUSE INC	720.70
309514	038431	ROBERT W. ERLANDSON	363.26
309526	132592	WILLIAM SPRAGUE, JR.	458.35
309535	054492	JIM L JOHNSON	240.00
309560	132166	PATRICIA M KUSEK	150.00
Total for ACTIVITY FUND			2,032.31
Report Total			1,065,983.43

Current Cash Balance Report

Date: 11/01/2009 thru 11/30/2009

Group ID and Activity Number

Activity Number and Name	Beginning Cash	Receipts	Disbursements	Adjustments	Cash Balance
A General Funds					
100 General	144,198.48	1,000.00	0.00	0.00	145,198.48
150 Petty Cash	0.00	0.00	0.00	0.00	0.00
170 DSAC Vending	7,468.39	966.90	0.00	0.00	8,435.29
180 Interest Earned - Checking	213.78	41.72	0.00	0.00	255.50
190 Interest on Savings	0.00	0.00	0.00	0.00	0.00
A General Funds Totals:	151,880.65	2,008.62	0.00	0.00	153,889.27
B Administrative Custody Accts					
200 Staff Development	0.00	0.00	0.00	0.00	0.00
209 MPS Activities Calendar	5,020.38	0.00	0.00	0.00	5,020.38
210 Activity Express	76,824.87	4,075.00	252.50	0.00	80,647.37
211 Logo Sales	1,090.56	0.00	0.00	0.00	1,090.56
213 Student Showcase	60.00	0.00	0.00	0.00	60.00
215 HAL Field Trips/Preschool	-1,446.56	0.00	120.86	0.00	-1,567.42
220 WF Student Donation	4,201.98	0.00	0.00	0.00	4,201.98
230 Hospitality	226.32	0.00	0.00	0.00	226.32
235 Educational Services Hospitality	362.47	0.00	0.00	0.00	362.47
240 NFUSSD	0.00	0.00	0.00	0.00	0.00
245 Paybac	0.00	0.00	0.00	0.00	0.00
B Administrative Custody Accts Totals:	86,340.02	4,075.00	373.36	0.00	90,041.66
C School Custody Accts					
300 Instrument Rental	21,553.33	0.00	0.00	0.00	21,553.33
310 South Swim Lessons	7,010.00	0.00	0.00	0.00	7,010.00
320 North Swim Lessons	4,710.00	0.00	40.00	0.00	4,670.00
325 West Swim Lessons	4,230.00	0.00	0.00	0.00	4,230.00
330 North Open Swim	0.00	0.00	0.00	0.00	0.00
335 West Open Swim	0.00	0.00	0.00	0.00	0.00
340 South Open Swim	0.00	0.00	0.00	0.00	0.00
350 Maintenance Vending	1,979.29	0.00	0.00	0.00	1,979.29
355 Tech Vending	1,166.18	0.00	0.00	0.00	1,166.18
360 Facility Use Rental Fee	16,320.88	18,569.50	0.00	0.00	34,890.38
365 Facility Use Building Access	11,147.50	9,611.25	0.00	421.00	21,179.75
366 Facility Use Staffing	13,661.00	8,513.75	0.00	-421.00	21,753.75
370 No Longer Used	0.00	0.00	0.00	0.00	0.00
400 Check Collection	207.65	397.50	397.50	0.00	207.65
500 District Wide Coca-Cola	0.00	0.00	0.00	0.00	0.00
C School Custody Accts Totals:	81,985.83	37,092.00	437.50	0.00	118,640.33
D Investments					
900 Savings	-157,378.17	0.00	0.00	0.00	-157,378.17
D Investments Totals:	-157,378.17	0.00	0.00	0.00	-157,378.17
Q Extra-Curriculars					
1020 HAL Field Trips	3,436.00	2,195.35	0.00	0.00	5,631.35
1030 Parent Pay PreSchool	0.00	0.00	0.00	0.00	0.00
Q Extra-Curriculars Totals:	3,436.00	2,195.35	0.00	0.00	5,631.35
Report Totals:	166,264.33	45,370.97	810.86	0.00	210,824.44


 Linda K. Mohlman, DSAC
 Executive Secretary


 Chris Hughes, DSAC
 Accounting Manager

Current Cash Balance Report

Activity Number and Name	Beginning Cash	Receipts	Disbursements	Adjustments	Cash Balance
A ACTIVITY GENERAL FUND					
100 VENDING	1,435.70	0.00	0.00	0.00	1,435.70
110 GENERAL FUND	27,123.77	1,400.00	288.00	0.00	28,235.77
111 INTEREST EARNED CHECKING	22.48	7.66	0.00	0.00	30.14
A ACTIVITY GENERAL FUND Totals:	28,581.95	1,407.66	288.00	0.00	29,701.61
D CLUBS AND ORGANIZATIONS					
501 STUDENT COUNCIL	2,237.66	212.75	344.01	0.00	2,106.40
502 ENVIRONMENTAL CLUB	0.00	0.00	0.00	0.00	0.00
503 MUSIC CLUB	0.00	0.00	0.00	0.00	0.00
504 LEADERSHIP PROGRAM	0.00	0.00	0.00	0.00	0.00
D CLUBS AND ORGANIZATIONS Totals:	2,237.66	212.75	344.01	0.00	2,106.40
E ADMINISTRATIVE CUSTODIAL ACCT					
601 CROSSING GUARD	0.00	0.00	0.00	0.00	0.00
602 HOSPITALITY	0.00	0.00	0.00	0.00	0.00
610 MEDIA	3,753.09	696.85	15.95	0.00	4,433.99
615 FIELD TRIPS	-971.87	0.00	1,111.99	0.00	-2,083.86
619 World Language	102.48	0.00	0.00	0.00	102.48
620 TEACHER PTO	0.00	0.00	0.00	0.00	0.00
625 TEACHER FUND	0.00	0.00	0.00	0.00	0.00
630 R.E.A.D.	0.00	0.00	0.00	0.00	0.00
E ADMINISTRATIVE CUSTODIAL ACCT Totals:	2,883.70	696.85	1,127.94	0.00	2,452.61
F DISTRICT CUSTODIAL ACCT.					
700 REIMBURSEMENT	0.00	0.00	0.00	0.00	0.00
720 CONVENTION	0.00	0.00	0.00	0.00	0.00
F DISTRICT CUSTODIAL ACCT. Totals:	0.00	0.00	0.00	0.00	0.00
Q Extra Curricular Activities					
1000 Kindergarten field trips	271.60	763.40	0.00	0.00	1,035.00
1010 1st Grade Field Trips	625.00	289.25	0.00	0.00	914.25
1020 2nd Grade Field Trips	0.00	348.50	0.00	0.00	348.50
1030 3rd Grade Field Trips	458.00	0.00	0.00	0.00	458.00
1040 4th Grade Field Trips	0.00	650.00	0.00	0.00	650.00
1050 5th Grade Field Trips	127.30	69.00	0.00	0.00	196.30
1060 Spanish Class	0.00	0.00	0.00	0.00	0.00
Q Extra Curricular Activities Totals:	1,481.90	2,120.15	0.00	0.00	3,602.05
R Other Activities					
2000 Leadership Academy	0.00	0.00	0.00	0.00	0.00
2010 Saturday Recreation	0.00	0.00	0.00	0.00	0.00
R Other Activities Totals:	0.00	0.00	0.00	0.00	0.00
Report Totals:	35,185.21	4,437.41	1,759.95	0.00	37,862.67



Optim Rube
 Secretary
Eric Chaussee
 Principal

Current Cash Balance Report

Date: 11/09/2009 thru 11/30/2009

18 Arranged by:
Group ID and Activity Number

Activity Number and Name	Beginning Cash	Receipts	Disbursements	Adjustments	Cash Balance
110	0.00	0.00	0.00	0.00	0.00
Totals:	0.00	0.00	0.00	0.00	0.00
A ACTIVITY GENERAL FUND					
100 Vending	179.83	0.00	0.00	0.00	179.83
110 GENERAL FUND	8,164.01	0.00	399.50	0.00	7,764.51
115 Interest Earned Checking	11.91	7.70	0.00	0.00	19.61
A ACTIVITY GENERAL FUND Totals:	8,355.75	7.70	399.50	0.00	7,963.95
D CLUBS AND ORGANIZATIONS					
501 Student Council	582.77	0.00	0.00	0.00	582.77
515 Art Club	0.00	0.00	0.00	0.00	0.00
520 yearbook	410.00	0.00	0.00	0.00	410.00
525 Landscaping	1,227.14	0.00	0.00	0.00	1,227.14
530 Ackerman Readers	258.17	0.00	122.00	0.00	136.17
535 Choir	0.00	0.00	0.00	0.00	0.00
540 Field Day	690.22	0.00	0.00	0.00	690.22
D CLUBS AND ORGANIZATIONS Totals:	3,168.30	0.00	122.00	0.00	3,046.30
E ADMINISTRATIVE CUSTODIAL ACCT					
601 Social	2,065.45	0.00	0.00	0.00	2,065.45
602 Hospitality	0.00	0.00	0.00	0.00	0.00
605 D.A.R.E.	0.00	0.00	0.00	0.00	0.00
610 Library	8,348.62	0.00	0.00	0.00	8,348.62
615 Field Trip	-2,531.44	0.00	0.00	0.00	-2,531.44
620 Art K-5	12,835.70	0.00	16.43	0.00	12,819.27
625 Birthday Book Club	368.18	0.00	0.00	0.00	368.18
630 Fundraiser	695.09	0.00	0.00	0.00	695.09
635 Teacher Grant Money	1,135.68	0.00	0.00	0.00	1,135.68
E ADMINISTRATIVE CUSTODIAL ACCT Totals:	22,917.28	0.00	16.43	0.00	22,900.85
F DISTRICT CUSTODIAL					
700 REIMBURSEMENT	0.00	0.00	0.00	0.00	0.00
720 CONVENTION	0.00	0.00	0.00	0.00	0.00
F DISTRICT CUSTODIAL Totals:	0.00	0.00	0.00	0.00	0.00
Q FEE FUND					
0	0.00	0.00	0.00	0.00	0.00
1000 Field Trips	0.00	0.00	0.00	0.00	0.00
1001 Kdg. Field Trips	1,010.90	0.00	0.00	0.00	1,010.90
1010 First Grade Field Trip	500.00	0.00	0.00	0.00	500.00
1020 Second Grade Field Trip	500.00	0.00	0.00	0.00	500.00
1030 Third Grade Field Trip	1,306.25	0.00	0.00	0.00	1,306.25
1040 Fourth Grade Field Trip	400.00	0.00	0.00	0.00	400.00
1050 Fifth Grade Field Trip	400.00	0.00	0.00	0.00	400.00
Q FEE FUND Totals:	4,117.15	0.00	0.00	0.00	4,117.15
Report Totals:	38,558.48	7.70	537.93	0.00	38,028.25

12-8-09



ALL Data

Current Cash Balance Report

19 Arranged by:

Date: 11/01/2009 thru 11/30/2009


Group ID and Activity Number

Activity Number and Name	Beginning Cash	Receipts	Disbursements	Adjustments	Cash Balance
A ACTIVITY GENERAL FUND					
100 VENDING	242.21	0.00	0.00	0.00	242.21
110 GENERAL FUND	24,189.74	881.66	929.32	0.00	24,142.08
120 INTEREST AND FEES	0.00	0.00	0.00	0.00	0.00
A ACTIVITY GENERAL FUND Totals:	24,431.95	881.66	929.32	0.00	24,384.29
D CLUBS AND ORGANIZATIONS					
501 STUDENT COUNCIL	66.29	0.00	0.00	0.00	66.29
D CLUBS AND ORGANIZATIONS Totals:	66.29	0.00	0.00	0.00	66.29
E ADMINISTRATIVE CUSTODIAL ACCT					
601 SOCIAL COMMITTEE	872.32	0.00	71.16	0.00	801.16
602 NOT IN USE	0.00	0.00	0.00	0.00	0.00
610 LIBRARY	253.51	0.00	0.00	0.00	253.51
615 FIELD TRIPS	181.51	0.00	772.15	0.00	-590.64
620 BOOKFAIRS	0.00	0.00	0.00	0.00	0.00
630 BIRTHDAY BOOK CLUB	62.95	0.00	0.00	0.00	62.95
640 PLAYGROUND EQUIPMENT	0.00	0.00	0.00	0.00	0.00
E ADMINISTRATIVE CUSTODIAL ACCT Totals:	1,370.29	0.00	843.31	0.00	526.98
F DISTRICT CUSTODIAL					
700 REIMBURSEMENT	0.00	0.00	0.00	0.00	0.00
720 CONVENTION	0.00	0.00	0.00	0.00	0.00
F DISTRICT CUSTODIAL Totals:	0.00	0.00	0.00	0.00	0.00
Q Fee Fund					
1000 Kindergarten field trip	0.00	0.00	0.00	0.00	0.00
1010 1st grade field trips	243.26	0.00	0.00	0.00	243.26
1020 2nd grade field trips	360.75	0.00	0.00	0.00	360.75
1030 3rd grade field trips	0.00	0.00	0.00	0.00	0.00
1040 4th grade field trips	0.00	0.00	0.00	0.00	0.00
1050 5th grade field trips	159.75	0.00	0.00	0.00	159.75
Q Fee Fund Totals:	763.76	0.00	0.00	0.00	763.76
Report Totals:	26,632.29	881.66	1,772.63	0.00	25,741.32

ALDRICH ELEMENTARY
NOVEMBER RECONCILIATION
12/11/09



LORI LIRETTE
SECRETARY



SUSIE MELLIGER
PRINCIPAL

Current Cash Balance Report

Date: 11/01/2009 thru 11/30/2009

Activity Number and Name	Beginning Cash	Receipts	Disbursements	Adjustments	Cash Balance
A ACTIVITY GENERAL FUND					
100 GENERAL	7,630.47	61.55	41.46	0.00	7,650.56
110 VENDING	90.33	0.00	72.50	0.00	17.83
125 Interest Earned	21.66	10.80	0.00	0.00	32.46
A ACTIVITY GENERAL FUND Totals:	7,742.46	72.35	113.96	0.00	7,700.85
B Mini-Classes					
802 DO NOT USE	0.00	0.00	0.00	0.00	0.00
803 DO NOT USE	0.00	0.00	0.00	0.00	0.00
805 DO NOT USE	0.00	0.00	0.00	0.00	0.00
B Mini-Classes Totals:	0.00	0.00	0.00	0.00	0.00
C SCHOOL CUSTODIAL ACCT.					
101 Reading connections	50.65	0.00	0.00	0.00	50.65
300 ART SUPPLIES	2,278.36	8,743.50	6,166.50	0.00	4,855.36
400 Technology	72.10	0.00	0.00	0.00	72.10
401 "Read a thon" for Winnebago	0.00	0.00	0.00	0.00	0.00
410 VIP	24,786.74	4,031.71	953.07	0.00	27,865.38
411 VIP Hospitality	2,108.02	0.00	0.00	0.00	2,108.02
C SCHOOL CUSTODIAL ACCT. Totals:	29,295.87	12,775.21	7,119.57	0.00	34,951.51
D CLUBS AND ORGANIZATIONS					
113 Fun and Field Day	864.66	0.00	0.00	0.00	864.66
501 STUDENT COUNCIL	767.92	243.75	272.64	0.00	739.03
605 School Clubs	1,395.21	0.00	0.00	0.00	1,395.21
607 Choir /T shirts	205.04	42.00	0.00	0.00	247.04
D CLUBS AND ORGANIZATIONS Totals:	3,232.83	285.75	272.64	0.00	3,245.94
E ADMINISTRATIVE CUSTODIAL					
602 HOSPITALITY	0.00	0.00	0.00	0.00	0.00
610 MEDIA	2,458.72	5,579.91	3,590.43	0.00	4,448.20
611 Birthday Book club	2,357.79	100.00	0.00	0.00	2,457.79
615 FIELD TRIPS	-709.23	0.00	850.00	0.00	-1,559.23
725 Fundraising	1,432.77	0.00	0.00	0.00	1,432.77
735 FAMILIES IN NEED	0.00	507.00	0.00	0.00	507.00
750 OPERATION SCHOOL BELL	0.00	1,014.00	0.00	0.00	1,014.00
E ADMINISTRATIVE CUSTODIAL Totals:	5,540.05	7,200.91	4,440.43	0.00	8,300.53
Q Fee Fund Account					
1001 Kdg. Field Trip	0.00	825.50	39.00	0.00	786.50
1101 First Grade Field Trip	225.75	0.00	0.00	0.00	225.75
1201 Second Grade Field Trp	0.00	126.00	0.00	0.00	126.00
1202 Choir Shirts	0.00	0.00	0.00	0.00	0.00
1301 Third Grade Field Trip	0.00	0.00	0.00	0.00	0.00
1401 Fourth Grade Field Trip	0.00	0.00	0.00	0.00	0.00
1501 Fifth Grade Field Trip	0.00	115.50	0.00	0.00	115.50
Q Fee Fund Account Totals:	225.75	1,067.00	39.00	0.00	1,253.75
U Do Not Use					
200 DO NOT USE	0.00	0.00	0.00	0.00	0.00
606 DO NOT USE	0.00	0.00	0.00	0.00	0.00
700 DO NOT USE	0.00	0.00	0.00	0.00	0.00
720 DO NOT USE	0.00	0.00	0.00	0.00	0.00
1100 DO NOT USE	0.00	0.00	0.00	0.00	0.00
1200 DO NOT USE	0.00	0.00	0.00	0.00	0.00
1300 DO NOT USE	0.00	0.00	0.00	0.00	0.00
1350 DO NOT USE	0.00	0.00	0.00	0.00	0.00
1400 DO NOT USE	0.00	0.00	0.00	0.00	0.00
1500 DO NOT USE	0.00	0.00	0.00	0.00	0.00

ALL Data

Current Cash Balance Report

Arranged by:
Group ID and Activity Number **21**

Date: 11/01/2009 thru 11/30/2009

Activity Number and Name	Beginning Cash	Receipts	Disbursements	Adjustments	Cash Balance
1600 DO NOT USE	0.00	0.00	0.00	0.00	0.00
1700 DO NOT USE	0.00	0.00	0.00	0.00	0.00
1800 DO NOT USE	0.00	0.00	0.00	0.00	0.00
1900 DO NOT USE	0.00	0.00	0.00	0.00	0.00
U Do Not Use Totals:	0.00	0.00	0.00	0.00	0.00
Report Totals:	46,036.96	21,401.22	11,985.60	0.00	55,452.58



Linda K. Mohlman, DSAC
Executive Secretary



Josh Fields, Black Elk Elementary
Principal

Current Cash Balance Report

Date: 11/01/2009 thru 11/30/2009

Activity Number and Name	Beginning Cash	Receipts	Disbursements	Adjustments	Cash Balance
A ACTIVITY GENERAL FUND					
100 VENDING/ADULT	184.21	0.00	0.00	0.00	184.21
105 VENDING/STUDENT	419.02	46.00	0.00	0.00	465.02
110 GENERAL FUND	6,460.99	949.60	1,462.02	0.00	5,948.57
115 BUILDING FUNDRAISER	287.00	0.00	0.00	0.00	287.00
200 CHECKING INTEREST	5.19	2.54	0.00	0.00	7.73
A ACTIVITY GENERAL FUND Totals:	7,356.41	998.14	1,462.02	0.00	6,892.53
D CLUBS AND ORGANIZATIONS					
501 STUDENT COUNCIL	404.19	0.00	0.00	0.00	404.19
550 ART CLUB	10.84	0.00	0.00	0.00	10.84
560 DRAMA CLUB	0.00	0.00	0.00	0.00	0.00
D CLUBS AND ORGANIZATIONS Totals:	415.03	0.00	0.00	0.00	415.03
E ADMINISTRATIVE CUSTODIAL ACCT					
601 SITE BASE	0.00	0.00	0.00	0.00	0.00
602 HOSPITALITY	0.00	0.00	0.00	0.00	0.00
605 EARLY CHILDHOOD	0.00	0.00	0.00	0.00	0.00
606 MAGAZINES	0.00	0.00	0.00	0.00	0.00
610 MEDIA CENTER	4,877.97	181.99	619.50	0.00	4,440.46
615 FIELD TRIPS	-289.23	368.16	498.16	0.00	-419.23
E ADMINISTRATIVE CUSTODIAL ACCT Totals:	4,588.74	550.15	1,117.66	0.00	4,021.23
F DISTRICT CUSTODIAL					
700 NOT IN USE	0.00	0.00	0.00	0.00	0.00
720 NOT IN USE	0.00	0.00	0.00	0.00	0.00
F DISTRICT CUSTODIAL Totals:	0.00	0.00	0.00	0.00	0.00
Q EXTRA CURRICULAR ACTIVITIES					
1000 KINDERGARTEN FIELD TRIPS	511.50	0.00	0.00	0.00	511.50
1010 FIRST GRADE FIELD TRIPS	284.70	0.00	0.00	0.00	284.70
1020 SECOND GRADE FIELD TRIPS	220.00	0.00	0.00	0.00	220.00
1030 THIRD GRADE FIELD TRIPS	0.00	0.00	0.00	0.00	0.00
1040 FOURTH GRADE FIELD TRIPS	-16.80	0.00	0.00	0.00	-16.80
1050 FIFTH GRADE FIELD TRIPS	0.00	0.00	0.00	0.00	0.00
Q EXTRA CURRICULAR ACTIVITIES Totals:	999.40	0.00	0.00	0.00	999.40
R CLUBS					
2000 ART CLUB	0.00	0.00	0.00	0.00	0.00
2005 DRAMA CLUB	0.00	0.00	0.00	0.00	0.00
R CLUBS Totals:	0.00	0.00	0.00	0.00	0.00
Report Totals:	13,359.58	1,548.29	2,579.68	0.00	12,328.19


Linda K. Mohlman, DSAC
Executive Secretary


Brad Sullivan, Bryan
Principal

Current Cash Balance Report

Date: 11/01/2009 thru 11/30/2009

Activity Number and Name	Beginning Cash	Receipts	Disbursements	Adjustments	Cash Balance
A ACTIVITY GENERAL FUND					
100 VENDING	375.74	0.00	45.49	0.00	330.25
110 GENERAL	10,123.68	181.95	691.03	0.00	9,614.60
120 Paybac/Local Merchants	2,679.43	0.00	28.48	0.00	2,650.95
130 HOSPITALITY	920.45	0.00	189.77	0.00	730.68
140 INTEREST EARNED CHECKING	1,655.10	4.97	0.00	0.00	1,660.07
150 ART	0.00	2,869.75	2,869.75	0.00	0.00
A ACTIVITY GENERAL FUND Totals:	15,754.40	3,056.67	3,824.52	0.00	14,986.55
D CLUBS AND ORGANIZATIONS					
501 STUDENT COUNCIL	848.28	1,007.00	383.44	0.00	1,471.84
502 DRUG FREE CLUB	77.23	0.00	0.00	0.00	77.23
D CLUBS AND ORGANIZATIONS Totals:	925.51	1,007.00	383.44	0.00	1,549.07
E ADMINISTRATIVE CUSTODIAL ACCT					
601 FIELD TRIPS	-1,452.80	745.00	0.00	0.00	-707.80
605 TECHNOLOGY	0.00	0.00	0.00	0.00	0.00
610 LIBRARY	5,297.80	119.74	24.74	0.00	5,392.80
615 Do Not Use	0.00	0.00	0.00	0.00	0.00
625 BOWLING	14.95	0.00	0.00	0.00	14.95
E ADMINISTRATIVE CUSTODIAL ACCT Totals:	3,859.95	864.74	24.74	0.00	4,699.95
F DISTRICT CUSTODIAL					
720 CONVENTION	0.00	0.00	0.00	0.00	0.00
F DISTRICT CUSTODIAL Totals:	0.00	0.00	0.00	0.00	0.00
Q EXTRA -CURRICULAR ACTIVITIES					
1000 KINDERGARTEN FIELD TRIPS	0.00	0.00	0.00	0.00	0.00
1010 1ST GRADE FIELD TRIPS	713.25	0.00	0.00	0.00	713.25
1020 2ND GRADE FIELD TRIPS	340.00	0.00	0.00	0.00	340.00
1030 3RD GRADE FIELD TRIPS	108.00	252.00	0.00	0.00	360.00
1040 4TH GRADE FIELD TRIPS	138.00	0.00	0.00	0.00	138.00
1050 5TH GRADE FIELD TRIPS	455.00	0.00	0.00	0.00	455.00
Q EXTRA -CURRICULAR ACTIVITIES Totals:	1,754.25	252.00	0.00	0.00	2,006.25
R CLUBS					
2000 CLUBS (MISC)	0.00	0.00	0.00	0.00	0.00
2010 STUDENT COUNCIL	0.00	0.00	0.00	0.00	0.00
R CLUBS Totals:	0.00	0.00	0.00	0.00	0.00
Z INACTIVE					
1010 DO NOT USE	0.00	0.00	0.00	0.00	0.00
1010 DO NOT USE	0.00	0.00	0.00	0.00	0.00
Z INACTIVE Totals:	0.00	0.00	0.00	0.00	0.00
Report Totals:	22,294.11	5,180.41	4,232.70	0.00	23,241.82

Paul Paul 12-7-09

CJ Peterson 12-7-09

Current Cash Balance Report

Date: 11/01/2009 thru 11/30/2009

Arranged by: **24**
Group ID and Activity Number

Activity Number and Name	Beginning Cash	Receipts	Disbursements	Adjustments	Cash Balance
A ACTIVITY GENERAL FUND					
100 VENDING	180.59	0.00	31.84	0.00	148.75
110 GENERAL	4,796.37	0.00	73.30	0.00	4,723.07
120 TECHNOLOGY FUND	606.57	0.00	0.00	0.00	606.57
130 COFFEE	48.70	10.00	9.08	0.00	49.62
135 LOUNGE WATER	15.92	0.00	0.00	0.00	15.92
140 SPORTS FOUNDATION	0.00	0.00	0.00	0.00	0.00
150 GARAGE SALE	0.00	0.00	0.00	0.00	0.00
160 WEEKLY READER	0.00	0.00	0.00	0.00	0.00
170 INTEREST EARNED CHECKING	5.49	2.72	0.00	0.00	8.21
180 PTA DISCRETIONARY	1,335.63	300.00	39.07	0.00	1,596.56
190 ASSIGNMENT NOTEBOOKS	0.00	0.00	0.00	0.00	0.00
A ACTIVITY GENERAL FUND Totals:	6,989.27	312.72	153.29	0.00	7,148.70
D CLUBS AND ORGANIZATIONS					
501 STUDENT COUNCIL	1,723.65	225.18	846.51	0.00	1,102.32
502 CODY APPAREL	545.11	704.00	706.30	0.00	542.81
520 STUDENT CLUBS	320.22	0.00	0.00	0.00	320.22
530 LOVE AND LOGIC	0.00	0.00	0.00	0.00	0.00
D CLUBS AND ORGANIZATIONS Totals:	2,588.98	929.18	1,552.81	0.00	1,965.35
E ADMINISTRATIVE CUSTODIAL FUND					
600 AUTHOR	0.00	0.00	0.00	0.00	0.00
602 HOSPITALITY	519.17	25.00	59.35	0.00	484.82
610 MEDIA	1,930.22	53.78	0.00	0.00	1,984.00
611 MEDIA - DONATIONS	157.71	0.00	0.00	0.00	157.71
615 FIELD TRIP	-92.64	28.00	139.25	0.00	-203.89
620 Instrument Rental	573.65	0.00	0.00	0.00	573.65
630 STUDENT PARTY MONEY	1.75	0.00	0.00	0.00	1.75
640 SPECIAL PROJECTS FUND	28.60	0.00	0.00	0.00	28.60
E ADMINISTRATIVE CUSTODIAL FUND Totals:	3,118.46	106.78	198.60	0.00	3,026.64
F NOT IN USE					
700 NOT IN USE	0.00	0.00	0.00	0.00	0.00
720 NOT IN USE	0.00	0.00	0.00	0.00	0.00
F NOT IN USE Totals:	0.00	0.00	0.00	0.00	0.00
Q Extra-Curricular Activities					
1000 Field Trips	0.00	0.00	0.00	0.00	0.00
1005 Kindergarten Field Trips	172.00	0.00	0.00	0.00	172.00
1010 First Grade Field Trips	59.00	34.25	0.00	0.00	93.25
1020 Second Grade Field Trips	0.00	0.00	0.00	0.00	0.00
1030 Third Grade Field Trips	0.00	0.00	0.00	0.00	0.00
1040 Fourth Grade Field Trips	0.00	0.00	0.00	0.00	0.00
1050 Fifth Grade Field Trips	0.00	0.00	0.00	0.00	0.00
Q Extra-Curricular Activities Totals:	231.00	34.25	0.00	0.00	265.25
R Clubs					
2000 Clubs	0.00	0.00	0.00	0.00	0.00
2010 Choir	0.00	0.00	0.00	0.00	0.00
2050 Student Council	0.00	0.00	0.00	0.00	0.00
R Clubs Totals:	0.00	0.00	0.00	0.00	0.00
Report Totals:	12,927.71	1,382.93	1,904.70	0.00	12,405.94

[Handwritten Signature]
Secretary 12/7/09

Current Cash Balance Report

ALL Data

Date: 11/01/2009 thru 11/30/2009

Arranged by: **25**
Group ID and Activity Number

Activity Number and Name	Beginning Cash	Receipts	Disbursements	Adjustments	Cash Balance
A ACTIVITY GENERAL FUND					
100 VENDING	-200.32	0.00	81.22	0.00	-281.54
110 GENERAL FUND	9,706.06	1,510.96	348.91	0.00	10,868.11
112 WESTERN BOWL	0.00	0.00	0.00	0.00	0.00
200 CANDY MACHINE VENDING	60.75	0.00	0.00	0.00	60.75
500 MILLARD FOUNDATION REIMB.	8,199.28	0.00	0.00	0.00	8,199.28
600 Interest earned	8.80	4.56	0.00	0.00	13.36
A ACTIVITY GENERAL FUND Totals:	17,774.57	1,515.52	430.13	0.00	18,859.96
D CLUBS AND ORGANIZATIONS					
501 STUDENT COUNCIL	612.02	325.50	46.15	0.00	891.37
D CLUBS AND ORGANIZATIONS Totals:	612.02	325.50	46.15	0.00	891.37
E ADMINISTRATIVE CUSTODIAL ACCT					
601 SITE BASE	0.00	0.00	0.00	0.00	0.00
602 HOSPITALITY	0.00	0.00	0.00	0.00	0.00
605 READ	0.00	0.00	0.00	0.00	0.00
610 LIBRARY	1,072.46	0.00	0.00	0.00	1,072.46
615 FIELD TRIPS	0.00	0.00	682.91	0.00	-682.91
620 PTO FOR TEACHERS	191.00	0.00	0.00	0.00	191.00
630 VOLUNTEER	0.00	0.00	0.00	0.00	0.00
635 KITCHEN	0.00	0.00	0.00	0.00	0.00
640 DRUG AWARENESS	0.00	0.00	0.00	0.00	0.00
645 ART	33.27	0.00	0.00	0.00	33.27
650 GRANT MONEY	0.00	0.00	0.00	0.00	0.00
E ADMINISTRATIVE CUSTODIAL ACCT Totals:	1,296.73	0.00	682.91	0.00	613.82
F DISTRICT CUSTODIAL					
700 REIMBURSEMENTS	962.44	0.00	0.00	0.00	962.44
720 CONVENTION	0.00	0.00	0.00	0.00	0.00
F DISTRICT CUSTODIAL Totals:	962.44	0.00	0.00	0.00	962.44
Q FEE FUNDED ACCTS					
1000 KINDERGARTEN FIELD TRIPS	0.00	599.00	0.00	0.00	599.00
1010 1ST GRADE FIELD TRIPS	0.00	653.75	0.00	0.00	653.75
1020 2ND GRADE FIELD TRIPS	0.00	0.00	0.00	0.00	0.00
1030 3RD GRADE FIELD TRIPS	0.00	0.00	0.00	0.00	0.00
1040 4TH GRADE FIELD TRIPS	0.00	0.00	0.00	0.00	0.00
1050 5TH GRADE FIELD TRIPS	0.00	0.00	0.00	0.00	0.00
Q FEE FUNDED ACCTS Totals:	0.00	1,252.75	0.00	0.00	1,252.75
Report Totals:	20,645.76	3,093.77	1,159.19	0.00	22,580.34

Jenny H. Nelson, principal

Candy B. Secretary

Current Cash Balance Report

ALL Data

Date: 11/01/2009 thru 11/30/2009

26 Arranged by:
Group ID and Activity Number

Activity Number and Name	Beginning Cash	Receipts	Disbursements	Adjustments	Cash Balance
A ACTIVITY GENERAL FUND					
100 VENDING	1,316.71	0.00	63.65	0.00	1,253.06
110 GENERAL FUND	5,475.74	32.00	758.73	0.00	4,749.01
200 INTEREST EARNED CHECKING	1,116.05	2.18	0.00	0.00	1,118.23
A ACTIVITY GENERAL FUND Totals:	7,908.50	34.18	822.38	0.00	7,120.30
D CLUBS AND ORGANIZATIONS					
501 STUDENT COUNCIL	575.35	0.00	27.33	0.00	548.02
D CLUBS AND ORGANIZATIONS Totals:	575.35	0.00	27.33	0.00	548.02
E ADMINISTRATIVE CUSTODIAL ACCT					
602 HOSPITALITY	1,285.72	0.00	95.00	0.00	1,190.72
610 LIBRARY	1,070.75	2,220.71	2,220.71	0.00	1,070.75
615 FIELD TRIPS	-192.00	0.00	0.00	0.00	-192.00
620 FIELD TRIPS/PTO FUND	0.00	0.00	288.64	0.00	-288.64
E ADMINISTRATIVE CUSTODIAL ACCT Totals:	2,164.47	2,220.71	2,604.35	0.00	1,780.83
F DISTRICT CUSTODIAL					
700 REIMBURSEMENT	0.00	0.00	0.00	0.00	0.00
720 CONVENTION	0.00	0.00	0.00	0.00	0.00
F DISTRICT CUSTODIAL Totals:	0.00	0.00	0.00	0.00	0.00
Q FIELD TRIP FEES					
1010 Kindergarten Field Trips	192.00	238.00	0.00	0.00	430.00
1011 First Grade Field Trips	0.00	0.00	0.00	0.00	0.00
1012 Second Grade Field Trips	0.00	0.00	0.00	0.00	0.00
1013 Third Grade Field Trips	0.00	0.00	0.00	0.00	0.00
1014 Fourth Grade Field Trips	0.00	0.00	0.00	0.00	0.00
1015 Fifth Grade Field Trips	0.00	0.00	0.00	0.00	0.00
1016 K-5 SPED Field Trips	0.00	0.00	0.00	0.00	0.00
Q FIELD TRIP FEES Totals:	192.00	238.00	0.00	0.00	430.00
Report Totals:	10,840.32	2,492.89	3,454.06	0.00	9,879.15

Reesa Layronz 12/21/09
Buy case 12/21/09

Current Cash Balance Report

Date: 11/01/2009 thru 11/30/2009

27anged by:
Group ID and Activity Number

Activity Number and Name	Beginning Cash	Receipts	Disbursements	Adjustments	Cash Balance
A ACTIVITY GENERAL FUND					
100 VENDING	0.00	0.00	0.00	0.00	0.00
110 GENERAL FUND	5,744.73	300.00	543.20	0.00	5,501.53
120 Interest on checking	6.83	2.40	0.00	0.00	9.23
A ACTIVITY GENERAL FUND Totals:	<u>5,751.56</u>	<u>302.40</u>	<u>543.20</u>	<u>0.00</u>	<u>5,510.76</u>
D CLUBS AND ORGANIZATIONS					
501 STUDENT COUNCIL	299.39	0.00	0.00	0.00	299.39
510 Art Projects	0.00	0.00	0.00	0.00	0.00
520 T-shirts	3,560.50	339.00	2,930.50	0.00	969.00
550 Pencils	102.83	52.25	0.00	0.00	155.08
590 One Book, One School	0.00	0.00	0.00	0.00	0.00
655 Landscaping	0.00	0.00	0.00	0.00	0.00
690 Marquee Fund	0.00	0.00	0.00	0.00	0.00
D CLUBS AND ORGANIZATIONS Totals:	<u>3,962.72</u>	<u>391.25</u>	<u>2,930.50</u>	<u>0.00</u>	<u>1,423.47</u>
E ADMINISTRATIVE CUSTODIAL ACCT					
602 HOSPITALITY	123.96	765.00	269.02	0.00	619.94
606 Assignment Notebooks	-81.68	4.00	0.00	0.00	-77.68
610 LIBRARY	3,517.60	40.00	80.91	0.00	3,476.69
615 FIELD TRIPS	-902.00	0.00	964.20	0.00	-1,866.20
620 PTO	0.00	0.00	0.00	0.00	0.00
625 MUSIC DEPT.	0.00	0.00	0.00	0.00	0.00
630 PICTURES	0.00	0.00	0.00	0.00	0.00
E ADMINISTRATIVE CUSTODIAL ACCT Totals:	<u>2,657.88</u>	<u>809.00</u>	<u>1,314.13</u>	<u>0.00</u>	<u>2,152.75</u>
Q					
1000 Kindergarten field trips	410.50	405.25	0.00	0.00	815.75
1010 1st grade field trips	0.00	0.00	0.00	0.00	0.00
1020 2nd grade field trips	160.00	162.25	0.00	0.00	322.25
1030 3rd grade field trip	0.00	0.00	0.00	0.00	0.00
1040 4th grade field trips	749.35	6.50	0.00	0.00	755.85
1050 5th grade field trips	310.80	0.00	0.00	0.00	310.80
1060 Sped field trips	0.00	0.00	0.00	0.00	0.00
Q Totals:	<u>1,630.65</u>	<u>574.00</u>	<u>0.00</u>	<u>0.00</u>	<u>2,204.65</u>
R					
2020 Echoes	0.00	0.00	0.00	0.00	0.00
R Totals:	<u>0.00</u>	<u>0.00</u>	<u>0.00</u>	<u>0.00</u>	<u>0.00</u>
Report Totals:	<u>14,002.81</u>	<u>2,076.65</u>	<u>4,787.83</u>	<u>0.00</u>	<u>11,291.63</u>

Carr, principal

Current Cash Balance Report

Date: 11/01/2009 thru 11/30/2009

Activity Number and Name	Beginning Cash	Receipts	Disbursements	Adjustments	Cash Balance
A ACTIVITY GENERAL FUND					
100 VENDING	-178.58	0.00	0.00	0.00	-178.58
110 GENERAL FUND	7,288.00	0.00	142.03	0.00	7,145.97
115 Interest Earned Checking	4.90	2.43	0.00	0.00	7.33
A ACTIVITY GENERAL FUND Totals:	<u>7,114.32</u>	<u>2.43</u>	<u>142.03</u>	<u>0.00</u>	<u>6,974.72</u>
D CLUBS AND ORGANIZATIONS					
510 STUDENT COUNCIL	533.27	0.00	0.00	0.00	533.27
1060 Choir/Strings/Band	0.00	0.00	0.00	0.00	0.00
1070 HAL	0.00	0.00	0.00	0.00	0.00
D CLUBS AND ORGANIZATIONS Totals:	<u>533.27</u>	<u>0.00</u>	<u>0.00</u>	<u>0.00</u>	<u>533.27</u>
E ADMINISTRATIVE CUSTODIAL ACCT					
606 MAGAZINES	0.00	0.00	0.00	0.00	0.00
610 LIBRARY	21.49	117.74	189.24	0.00	-50.01
615 FIELD TRIPS	-265.79	0.00	316.52	0.00	-582.31
620 HOSPITALITY FUND	0.00	0.00	0.00	0.00	0.00
630 FUND RAISER	1,911.28	73.76	0.00	0.00	1,985.04
635 SAFETY PATROL	0.00	0.00	0.00	0.00	0.00
640 ART	2,197.61	0.00	188.00	0.00	2,009.61
650 5th Grade Art	0.00	0.00	0.00	0.00	0.00
E ADMINISTRATIVE CUSTODIAL ACCT Totals:	<u>3,864.59</u>	<u>191.50</u>	<u>693.76</u>	<u>0.00</u>	<u>3,362.33</u>
F DISTRICT CUSTODIAL					
710 RUSWICK GRANT	0.00	0.00	0.00	0.00	0.00
720 CONVENTION	0.00	0.00	0.00	0.00	0.00
F DISTRICT CUSTODIAL Totals:	<u>0.00</u>	<u>0.00</u>	<u>0.00</u>	<u>0.00</u>	<u>0.00</u>
Q Fee Fund					
1000 Kindergarten Field Trips	263.50	0.00	0.00	0.00	263.50
1010 First Grade Field Trips	0.00	0.00	0.00	0.00	0.00
1020 Second Grade Field Trips	202.50	0.00	0.00	0.00	202.50
1030 Third Grade Field Trips	0.00	0.00	0.00	0.00	0.00
1040 Fourth Grade Field Trips	0.00	0.00	0.00	0.00	0.00
1050 Fifth Grade Field Trips	0.00	0.00	0.00	0.00	0.00
Q Fee Fund Totals:	<u>466.00</u>	<u>0.00</u>	<u>0.00</u>	<u>0.00</u>	<u>466.00</u>
Report Totals:	<u>11,978.18</u>	<u>193.93</u>	<u>835.79</u>	<u>0.00</u>	<u>11,336.32</u>

Cheyl Grace 12-8-09
Roberta Wierman 12-8-09

Current Cash Balance Report


ALL Data

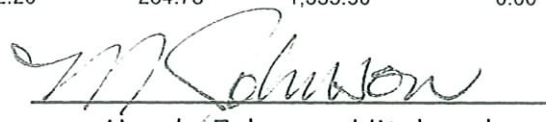
Date: 11/01/2009 thru 11/30/2009

Arranged by:
Group ID and Activity Number

29

Activity Number and Name	Beginning Cash	Receipts	Disbursements	Adjustments	Cash Balance
A ACTIVITY GENERAL FUND					
100 Vending	775.86	0.00	0.00	0.00	775.86
110 General	14,674.97	0.00	39.70	0.00	14,635.27
112 Bank Charges and Interest	9.75	4.98	0.00	0.00	14.73
615 DO NOT USE	0.00	0.00	0.00	0.00	0.00
A ACTIVITY GENERAL FUND Totals:	15,460.58	4.98	39.70	0.00	15,425.86
D CLUBS AND ORGANIZATIONS					
501 Student Council	470.12	0.00	0.00	0.00	470.12
502 DO NOT USE	0.00	0.00	0.00	0.00	0.00
611 Hitchcock Clothing	60.32	0.00	0.00	0.00	60.32
616 CREATIVE CUBS	135.88	0.00	0.00	0.00	135.88
2001 DO NOT USE	0.00	0.00	0.00	0.00	0.00
D CLUBS AND ORGANIZATIONS Totals:	666.32	0.00	0.00	0.00	666.32
E ADMINISTRATIVE CUSTODIAL ACCT					
601 Site Base	0.00	0.00	0.00	0.00	0.00
602 Landscaping	37.00	0.00	0.00	0.00	37.00
603 Field Trip	0.00	0.00	0.00	0.00	0.00
604 Classroom Supplies	16.00	0.00	0.00	0.00	16.00
605 READ	2,325.25	0.00	1,328.70	0.00	996.55
606 Classroom Magazines	0.00	0.00	0.00	0.00	0.00
607 NOT USED	0.00	0.00	0.00	0.00	0.00
608 Drug Awareness-N/A	0.00	0.00	0.00	0.00	0.00
609 Playground Equipment	0.00	0.00	0.00	0.00	0.00
610 Library	1,375.77	53.40	0.00	0.00	1,429.17
612 HOSPITALITY	0.00	0.00	-32.50	0.00	32.50
613 Art Fund	4,521.28	0.00	0.00	0.00	4,521.28
614 Hitchcock Mini Classes	0.00	0.00	0.00	0.00	0.00
650 Fundraiser	180.00	0.00	0.00	0.00	180.00
E ADMINISTRATIVE CUSTODIAL ACCT Totals:	8,455.30	53.40	1,296.20	0.00	7,212.50
F DISTRICT CUSTODIAL					
620 NOT USED	0.00	0.00	0.00	0.00	0.00
F DISTRICT CUSTODIAL Totals:	0.00	0.00	0.00	0.00	0.00
Q Extra Curricular Activities					
1000 Kindergarten field trips	0.00	0.00	0.00	0.00	0.00
1010 1st grade field trips	0.00	0.00	0.00	0.00	0.00
1020 2nd grade field trips	0.00	0.00	0.00	0.00	0.00
1030 3rd grade field trips	0.00	0.00	0.00	0.00	0.00
1040 4th grade field trips	0.00	0.00	0.00	0.00	0.00
1050 5th grade field trips	0.00	206.40	0.00	0.00	206.40
1060 SPED Field Trips	0.00	0.00	0.00	0.00	0.00
1070 Physical Education	0.00	0.00	0.00	0.00	0.00
Q Extra Curricular Activities Totals:	0.00	206.40	0.00	0.00	206.40
R Clubs					
2000 Art Club	0.00	0.00	0.00	0.00	0.00
R Clubs Totals:	0.00	0.00	0.00	0.00	0.00
Report Totals:	24,582.20	264.78	1,335.90	0.00	23,511.08


 Linda K. Mohlman, DSAC
 Executive Secretary



 Mandy Johnson, Hitchcock
 Principal

Current Cash Balance Report

Date: 11/01/2009 thru 11/30/2009

31 Arranged by:
Group ID and Activity Number

Activity Number and Name	Beginning Cash	Receipts	Disbursements	Adjustments	Cash Balance
A ACTIVITY GENERAL FUND					
100 VENDING	45.53	0.00	0.00	0.00	45.53
110 GENERAL	5,751.99	5,970.90	1,148.07	0.00	10,574.82
120 RETIREMENT	0.00	0.00	0.00	0.00	0.00
125 INTEREST EARNED	305.37	4.84	0.00	0.00	310.21
A ACTIVITY GENERAL FUND Totals:	6,102.89	5,975.74	1,148.07	0.00	10,930.56
C CLUBS AND ORGANIZATIONS					
501 ST. COUNCIL	376.48	460.76	0.00	0.00	837.24
503 SAFE CLUB	1.84	0.00	0.00	0.00	1.84
C CLUBS AND ORGANIZATIONS Totals:	378.32	460.76	0.00	0.00	839.08
E ADMINISTRATIVE CUSTODIAL ACCT					
602 HOSPITALITY	626.07	350.00	13.20	0.00	962.87
604 ART	3,195.70	6,216.75	4,757.03	-115.00	4,540.42
606 MINI CLASSES	868.97	0.00	352.11	0.00	516.86
607 PE/MUSIC	154.75	0.00	0.00	0.00	154.75
610 LIBRARY	4,006.37	186.33	2,385.63	0.00	1,807.07
615 FIELD TRIPS	-1,042.81	267.22	1,631.24	0.00	-2,406.83
620 MONTESSORI PRESCHOOL	0.00	0.00	0.00	0.00	0.00
E ADMINISTRATIVE CUSTODIAL ACCT Totals:	7,809.05	7,020.30	9,139.21	-115.00	5,575.14
Q FIELD TRIPS					
1000 KINDERGARTEN	0.00	0.00	0.00	0.00	0.00
1010 FIRST GRADE	0.00	0.00	0.00	0.00	0.00
1020 SECOND GRADE	0.00	0.00	0.00	0.00	0.00
1030 THIRD GRADE	0.00	0.00	0.00	0.00	0.00
1040 FOURTH GRADE	0.00	61.70	0.00	0.00	61.70
1050 FIFTH GRADE	0.00	495.00	0.00	0.00	495.00
1060 PREPRIMARY MONTESSORI	1,890.50	228.85	0.00	0.00	2,119.35
1070 PRIMARY MONTESSORI	0.00	0.00	0.00	0.00	0.00
1080 INTERMEDIATE MONTESSORI	0.00	812.20	0.00	-50.00	762.20
1090 PRESCHOOL	198.00	0.00	0.00	0.00	198.00
Q FIELD TRIPS Totals:	2,088.50	1,597.75	0.00	-50.00	3,636.25
R CLUBS					
2020 SWING CHOIR	-17.75	0.00	0.00	0.00	-17.75
R CLUBS Totals:	-17.75	0.00	0.00	0.00	-17.75
S MINI-CLASSES					
3000 MINI-CLASSES	2,175.00	0.00	0.00	0.00	2,175.00
3010 LEADERSHIP CLASSES	0.00	0.00	0.00	0.00	0.00
S MINI-CLASSES Totals:	2,175.00	0.00	0.00	0.00	2,175.00
Report Totals:	18,536.01	15,054.55	10,287.28	-165.00	23,138.28

K Odgaard 12-8-09
 12-8-09

Current Cash Balance Report

ALL Data

Date: 11/01/2009 thru 11/30/2009

Arranged by:
Group ID and Activity Number

32

Activity Number and Name	Beginning Cash	Receipts	Disbursements	Adjustments	Cash Balance
A ACTIVITY GENERAL FUND					
100 VENDING	84.87	0.00	0.00	0.00	84.87
110 GENERAL FUND	8,482.35	337.28	723.65	0.00	8,095.98
115 INTEREST EARNED CHECKING	9.76	4.71	0.00	0.00	14.47
A ACTIVITY GENERAL FUND Totals:	8,576.98	341.99	723.65	0.00	8,195.32
D CLUBS AND ORGANIZATIONS					
501 STUDENT COUNCIL	2,995.86	1,657.00	931.20	0.00	3,721.66
510 BOOK CLUB	0.00	0.00	0.00	0.00	0.00
511 CONFLICT MANAGERS	0.00	168.00	156.00	0.00	12.00
615 SAFETY PATROL	0.00	0.00	0.00	0.00	0.00
635 M.A.D.	1.55	84.00	84.00	0.00	1.55
D CLUBS AND ORGANIZATIONS Totals:	2,997.41	1,909.00	1,171.20	0.00	3,735.21
E ADMINISTRATIVE CUSTODIAL ACCT					
600 REIMBURSEMENT	0.00	0.00	0.00	0.00	0.00
601 SITE BASE	40.37	0.00	0.00	0.00	40.37
602 HOSPITALITY	752.48	0.00	88.89	0.00	663.59
603 FIELD TRIPS	0.00	124.58	1,444.50	0.00	-1,319.92
605 READ	255.46	0.00	0.00	0.00	255.46
610 LIBRARY	5,108.46	425.00	125.00	0.00	5,408.46
620 CONVENTION FUND	0.00	0.00	0.00	0.00	0.00
630 PAYBACK	3,280.53	0.00	0.00	0.00	3,280.53
640 SPED GRANT	0.00	0.00	0.00	0.00	0.00
650 PLAYGROUND	0.00	0.00	0.00	0.00	0.00
E ADMINISTRATIVE CUSTODIAL ACCT Totals:	9,437.30	549.58	1,658.39	0.00	8,328.49
Q EXTRA CURRICULAR ACTIVITES					
1005 Kindergarten Field Trips	456.00	0.00	0.00	0.00	456.00
1010 First Grade Field Trips	0.00	0.00	0.00	0.00	0.00
1020 Second Grade Field Trips	0.00	166.50	0.00	0.00	166.50
1030 Third Grade Field Trips	0.00	0.00	0.00	0.00	0.00
1040 Fourth Grade Field Trips	340.00	0.00	0.00	0.00	340.00
1050 Fifth Grade Field Trips	0.00	0.00	0.00	0.00	0.00
Q EXTRA CURRICULAR ACTIVITES Totals:	796.00	166.50	0.00	0.00	962.50
Report Totals:	21,807.69	2,967.07	3,553.24	0.00	21,221.52

Joyce Snow 12/17/09
 Julie R. Peraptraw
 12-17-09

Current Cash Balance Report

Date: 01/01/2009 thru 11/30/2009

Arranged by: **33**
Group ID and Activity Number

Activity Number and Name	Beginning Cash	Receipts	Disbursements	Adjustments	Cash Balance
A ACTIVITY GENERAL FUND					
100 STAFF VENDING	1,808.25	160.28	396.07	0.00	1,572.46
101 STUDENT VENDING	-153.97	854.50	703.78	0.00	-3.25
110 GENERAL	14,450.76	17,215.07	10,262.83	247.77	21,650.77
125 INTEREST EARNED	581.02	129.15	0.00	-692.56	17.61
130 MAGNET ART	2,199.32	5,455.25	4,557.76	0.00	3,096.81
A ACTIVITY GENERAL FUND Totals:	18,885.38	23,814.25	15,920.44	-444.79	26,334.40
D CLUBS AND ORGANIZATIONS					
501 STUDENT COUNCIL	1,422.14	259.22	1,073.00	0.00	608.36
505 CHOIR	165.50	230.00	197.83	0.00	197.67
510 SAFETY PATROL	0.00	0.00	0.00	0.00	0.00
520 ENVIRONMENTAL CLUB	0.00	0.00	0.00	0.00	0.00
521 3-D Club	0.00	0.00	0.00	0.00	0.00
525 Conflict Managers	0.00	0.00	0.00	0.00	0.00
D CLUBS AND ORGANIZATIONS Totals:	1,587.64	489.22	1,270.83	0.00	806.03
E ADMINISTRATIVE CUSTODIAL ACCT					
602 STAFF HOSPITALITY	0.00	0.00	0.00	0.00	0.00
606 MAGAZINES	0.00	0.00	0.00	0.00	0.00
610 LIBRARY	2,381.10	1,843.17	2,239.82	60.00	2,044.45
615 FIELD TRIPS	-2,539.82	252.20	7,431.97	6,954.09	-2,765.50
620 SITE IMPROVEMENT	0.00	0.00	0.00	0.00	0.00
625 READING INCENTIVE	0.00	0.00	0.00	0.00	0.00
E ADMINISTRATIVE CUSTODIAL ACCT Totals:	-158.72	2,095.37	9,671.79	7,014.09	-721.05
Q FEE FUNDED ACCOUNTS					
1000 Kindergarten Field Trips	1,011.00	2,219.75	0.00	-2,175.25	1,055.50
1010 First Grade Field Trips	540.00	1,204.75	15.10	-1,264.90	464.75
1020 Second Grade Field Trips	249.75	673.05	0.00	-669.75	253.05
1030 Third Grade Field Trips	0.00	261.40	0.00	-261.40	0.00
1040 Fourth Grade Field Trips	0.00	1,128.50	0.00	-1,128.50	0.00
1050 Fifth Grade Field Trips	556.75	978.60	0.00	-1,069.50	465.85
Q FEE FUNDED ACCOUNTS Totals:	2,357.50	6,466.05	15.10	-6,569.30	2,239.15
Report Totals:	22,671.80	32,864.89	26,878.16	0.00	28,658.53


Linda K. Mohlman, DSAC
Executive Secretary


Colleen Beckwith, Neihardt
Principal

Current Cash Balance Report

Date: 11/01/2009 thru 11/30/2009

Group ID and Activity Number

Activity Number and Name	Beginning Cash	Receipts	Disbursements	Adjustments	Cash Balance
A ACTIVITY GENERAL FUND					
100 Vending	-46.46	35.00	32.62	0.00	-44.08
105 Staff Vending	1.84	0.00	1.84	0.00	0.00
110 General	9,458.20	40.00	0.00	0.00	9,498.20
120 Interest Earned Checking	9.35	4.95	0.00	0.00	14.30
A ACTIVITY GENERAL FUND Totals:	9,422.93	79.95	34.46	0.00	9,468.42
D CLUBS AND ORGANIZATIONS					
501 Student Council	2,850.12	0.00	0.00	0.00	2,850.12
502 Drug Free Club	111.14	0.00	0.00	0.00	111.14
503 5th Grade Club	506.81	0.00	0.00	0.00	506.81
D CLUBS AND ORGANIZATIONS Totals:	3,468.07	0.00	0.00	0.00	3,468.07
E ADMINISTRATIVE CUSTODIAL ACCT					
601 Site Base Plan Annual Updates	0.00	0.00	0.00	0.00	0.00
602 Staff Hospitality	0.00	0.00	0.00	0.00	0.00
603 Field Trips	-346.01	0.00	1,881.86	0.00	-2,227.87
608 Grants	31.75	0.00	0.00	0.00	31.75
609 Technology	1.35	0.00	1.35	0.00	0.00
610 Media	1,527.77	2,452.97	12.15	0.00	3,968.59
611 Fine Arts	1,202.65	0.00	0.00	0.00	1,202.65
612 Safety Patrol	0.00	0.00	0.00	0.00	0.00
614 Montessori Projects	963.38	0.00	0.00	0.00	963.38
615 PayBac	1,035.70	0.00	0.00	0.00	1,035.70
616 P.E.	0.00	0.00	0.00	0.00	0.00
617 Music	0.00	0.00	0.00	0.00	0.00
618 READ	521.24	0.00	0.00	0.00	521.24
619 Home/School Projects	860.35	0.00	0.00	0.00	860.35
620 Norris Special Projects	2,829.00	0.00	0.00	0.00	2,829.00
621 Montessori Snack Account	70.29	0.00	0.00	0.00	70.29
E ADMINISTRATIVE CUSTODIAL ACCT Totals:	8,697.47	2,452.97	1,895.36	0.00	9,255.08
G DISTRICT CUST. ACCOUNTS					
800 Reimbursement	0.00	0.00	0.00	0.00	0.00
802 Convention	0.00	0.00	0.00	0.00	0.00
G DISTRICT CUST. ACCOUNTS Totals:	0.00	0.00	0.00	0.00	0.00
Q Fee Fund					
990 PreK Field Trips	0.00	0.00	0.00	0.00	0.00
1000 Kindergarten Field Trips	454.50	0.00	0.00	0.00	454.50
1010 First Grade Field Trips	0.00	0.00	0.00	0.00	0.00
1020 Second Grade Field Trips	84.00	0.00	0.00	0.00	84.00
1030 Third Grade Field Trips	0.00	270.00	0.00	0.00	270.00
1040 Fourth Grade Field Trips	0.00	0.00	0.00	0.00	0.00
1050 Fifth Grade Field Trips	200.50	0.00	0.00	0.00	200.50
1060 Montessori PreK/K Field Trips	147.00	297.00	0.00	0.00	444.00
1061 Montessori 1st, 2nd, 3rd Grade Field Trips	692.30	87.50	0.00	0.00	779.80
1062 Montessori 4th, 5th Grade Field Trips	238.00	170.00	0.00	0.00	408.00
1070 Special Education Field Trips	0.00	0.00	0.00	0.00	0.00
Q Fee Fund Totals:	1,816.30	824.50	0.00	0.00	2,640.80
R Clubs					
2000 Clubs	0.00	0.00	0.00	0.00	0.00
2010 Choir Club	0.00	0.00	0.00	0.00	0.00
2050 Student Council Club	0.00	0.00	0.00	0.00	0.00
R Clubs Totals:	0.00	0.00	0.00	0.00	0.00
Report Totals:	23,404.77	3,357.42	1,929.82	0.00	24,832.37

Current Cash Balance Report

Date: 11/01/2009 thru 11/30/2009

Activity Number and Name	Beginning Cash	Receipts	Disbursements	Adjustments	Cash Balance
A ACTIVITY GENERAL					
100 GENERAL	45,500.98	3,244.87	2,210.95	-11,776.86	34,758.04
110 VENDING	314.30	0.00	0.00	0.00	314.30
115 INTEREST EARNED CHECKING	22.04	10.71	0.00	0.00	32.75
A ACTIVITY GENERAL Totals:	45,837.32	3,255.58	2,210.95	-11,776.86	35,105.09
D CLUBS AND ORGANIZATIONS					
501 STUDENT COUNCIL	351.77	0.00	0.00	0.00	351.77
D CLUBS AND ORGANIZATIONS Totals:	351.77	0.00	0.00	0.00	351.77
E ADMINSTRATIVE CUSTODIAL ACCT					
600 HOSPITALITY	1,352.77	0.00	0.00	0.00	1,352.77
601 FIELD TRIPS	-2,687.76	321.25	1,055.91	0.00	-3,422.42
610 LIBRARY	3,451.25	3,666.83	2,147.88	0.00	4,970.20
615 PAYBAC	0.00	0.00	0.00	0.00	0.00
620 PLAYGROUND FUNDRAISER	0.00	0.00	0.00	11,776.86	11,776.86
650 VIP HOSPITALITY	502.58	0.00	0.00	0.00	502.58
E ADMINSTRATIVE CUSTODIAL ACCT Totals:	2,618.84	3,988.08	3,203.79	11,776.86	15,179.99
Q FEE FUND					
1000 K FIELD TRIPS	0.00	0.00	0.00	0.00	0.00
1010 FIRST GRADE FIELD TRIPS	1,368.50	0.00	0.00	0.00	1,368.50
1020 SECOND GRADE FIELD TRIPS	204.10	1,131.80	0.00	0.00	1,335.90
1030 THIRD GRADE FIELD TRIPS	0.00	0.00	0.00	0.00	0.00
1040 FOURTH GRADE FIELD TRIPS	0.00	0.00	0.00	0.00	0.00
1050 FIFTH GRADE FIELD TRIPS	0.00	482.25	0.00	0.00	482.25
Q FEE FUND Totals:	1,572.60	1,614.05	0.00	0.00	3,186.65
R CLUBS					
2000 CLUBS (MISC)	0.00	0.00	0.00	0.00	0.00
2010 STUDENT COUNCIL	0.00	0.00	0.00	0.00	0.00
R CLUBS Totals:	0.00	0.00	0.00	0.00	0.00
Report Totals:	50,380.53	8,857.71	5,414.74	0.00	53,823.50


Linda K. Mohlman, DSAC
Executive Secretary



Nila Nielsen, Reagan
Principal

Current Cash Balance Report

Date: 11/01/2009 thru 11/30/2009

Activity Number and Name	Beginning Cash	Receipts	Disbursements	Adjustments	Cash Balance
A ACTIVITY GENERAL					
100 GENERAL	7,772.24	0.00	0.00	0.00	7,772.24
110 VENDING	20.36	0.00	0.00	0.00	20.36
115 INTEREST EARNED CHECKING	6.53	3.37	0.00	0.00	9.90
A ACTIVITY GENERAL Totals:	7,799.13	3.37	0.00	0.00	7,802.50
D CLUBS AND ORGANIZATION					
501 STUDENT COUNCIL	0.00	0.00	0.00	0.00	0.00
D CLUBS AND ORGANIZATION Totals:	0.00	0.00	0.00	0.00	0.00
E ADMINISTRATIVE CUSTODIAL ACCT					
600 SOCIAL	0.00	0.00	0.00	0.00	0.00
601 FIELD TRIPS	-1,180.64	0.00	885.31	0.00	-2,065.95
602 READ	0.00	0.00	0.00	0.00	0.00
603 LIBRARY	2,233.41	45.97	95.20	0.00	2,184.18
604 PAYBAC	4,478.38	0.00	0.00	0.00	4,478.38
605 5TH GRADE BLDG. FUNDRAISER	56.91	0.00	0.00	0.00	56.91
606 PLAYGROUND FUND	0.00	0.00	0.00	0.00	0.00
607 GRANTS	0.00	0.00	0.00	0.00	0.00
608 MUSIC	4.15	1,086.00	770.00	0.00	320.15
609 PE	613.04	627.60	0.00	0.00	1,240.64
E ADMINISTRATIVE CUSTODIAL ACCT Totals:	6,205.25	1,759.57	1,750.51	0.00	6,214.31
Q FEE FUND					
1005 KINDERGARTEN	284.65	710.80	0.00	0.00	995.45
1010 FIRST GRADE	613.50	0.00	0.00	0.00	613.50
1020 SECOND GRADE	0.00	636.35	0.00	0.00	636.35
1030 THIRD GRADE	0.00	0.00	0.00	0.00	0.00
1040 FOURTH GRADE	248.00	0.00	0.00	0.00	248.00
1050 FIFTH GRADE	0.00	0.00	0.00	0.00	0.00
1060 DO NOT USE - MUSIC	0.00	0.00	0.00	0.00	0.00
1070 DO NOT USE - PE	0.00	0.00	0.00	0.00	0.00
Q FEE FUND Totals:	1,146.15	1,347.15	0.00	0.00	2,493.30
Report Totals:	15,150.53	3,110.09	1,750.51	0.00	16,510.11


Linda K. Mohlman, DSAC
Executive Secretary


Suzanne Hinman, Reeder
Principal

Current Cash Balance Report

ALL Data

Date: 11/01/2009 thru 11/30/2009

37 arranged by:
Group ID and Activity Number

Activity Number and Name	Beginning Cash	Receipts	Disbursements	Adjustments	Cash Balance
610 unused library account	0.00	0.00	0.00	0.00	0.00
Totals:	0.00	0.00	0.00	0.00	0.00
A ACTIVITY GENERAL FUND					
100 VENDING	501.47	0.00	89.87	0.00	411.60
110 GENERAL FUND	11,131.47	90.00	768.49	0.00	10,452.98
125 interest earned checking	14.97	7.08	0.00	0.00	22.05
A ACTIVITY GENERAL FUND Totals:	11,647.91	97.08	858.36	0.00	10,886.63
D CLUBS AND ORGANIZATIONS					
501 STUDENT COUNCIL	1,694.05	0.00	141.64	0.00	1,552.41
505 GRADE 5 ACTIVITY	0.00	0.00	0.00	0.00	0.00
510 STANDD CLUB	67.03	0.00	0.00	0.00	67.03
515 K-KIDS CLUB	375.43	106.00	0.00	0.00	481.43
520 ENVIRONMENTAL CLUB	65.52	0.00	0.00	0.00	65.52
D CLUBS AND ORGANIZATIONS Totals:	2,202.03	106.00	141.64	0.00	2,166.39
E ADMINISTRATIVE CUSTODIAL					
602 HOSPITALITY	29.33	0.00	0.00	0.00	29.33
606 MAGAZINES	0.00	0.00	0.00	0.00	0.00
610 LIBRARY	5,512.32	2,335.13	1,439.60	0.00	6,407.85
615 FIELD TRIPS	1,500.29	0.00	928.19	0.00	572.10
620 PAYBACK PARTNER	1,409.53	0.00	0.00	0.00	1,409.53
625 CORPORATE DONATIONS	6,130.57	0.00	0.00	0.00	6,130.57
630 SPELL-A-THON	1,171.64	0.00	185.99	0.00	985.65
635 HOST	0.00	0.00	0.00	0.00	0.00
640 OTHER STUDENT ACTIVITIES	411.26	0.00	0.00	0.00	411.26
645 TOOLS FOR SCHOOLS	1,000.00	0.00	0.00	0.00	1,000.00
650 ARTWORKS	1,112.52	750.00	29.92	0.00	1,832.60
E ADMINISTRATIVE CUSTODIAL Totals:	18,277.46	3,085.13	2,583.70	0.00	18,778.89
F DISTRICT CUSTODIAL					
700 REIMBURSEMENT	0.00	0.00	0.00	0.00	0.00
720 CONVENTION	0.00	0.00	0.00	0.00	0.00
F DISTRICT CUSTODIAL Totals:	0.00	0.00	0.00	0.00	0.00
Q EXTRA CURRICULAR ACTIVITIES					
1005 KG FIELD TRIPS	485.50	0.00	0.00	0.00	485.50
1010 1ST GR. FIELD TRIPS	289.75	0.00	0.00	0.00	289.75
1020 2ND GR. FIELD TRIPS	140.75	0.00	0.00	0.00	140.75
1030 3RD GR. FIELD TRIPS	327.35	0.00	0.00	0.00	327.35
1040 4TH GR. FIELD TRIPS	611.05	0.00	0.00	0.00	611.05
1050 5TH GR. FIELD TRIPS	0.00	0.00	0.00	0.00	0.00
Q EXTRA CURRICULAR ACTIVITIES Totals:	1,854.40	0.00	0.00	0.00	1,854.40
Report Totals:	33,981.80	3,288.21	3,583.70	0.00	33,686.31

Principal Jenni Wesley 12/9/09

Secretary Mary Van Roy 12/8/09

Current Cash Balance Report

Date: 11/01/2009 thru 11/30/2009

Activity Number and Name	Beginning Cash	Receipts	Disbursements	Adjustments	Cash Balance
A ACTIVITY GENERAL FUND					
100 GENERAL FUND	20,368.24	531.90	466.75	250.00	20,683.39
110 VENDING	-19.39	0.00	0.00	0.00	-19.39
120 INTEREST EARNED CHECKING	19.03	6.65	0.00	0.00	25.68
A ACTIVITY GENERAL FUND Totals:	20,367.88	538.55	466.75	250.00	20,689.68
B CLUBS AND ORGANIZATIONS					
201 STUDENT COUNCIL	309.22	0.00	0.00	0.00	309.22
211 SAFETY PATROL	25.00	0.00	0.00	0.00	25.00
B CLUBS AND ORGANIZATIONS Totals:	334.22	0.00	0.00	0.00	334.22
C ADMINISTRATIVE CUSTODIAL ACCT					
301 MEDIA	890.97	3,590.05	3,590.05	0.00	890.97
305 FIELD TRIPS	-372.63	258.12	2,146.84	0.00	-2,261.35
310 HOSPITALITY	1,643.35	0.00	252.65	0.00	1,390.70
320 BIRTHDAY BOOK CLUB	1,132.49	30.00	0.00	0.00	1,162.49
325 Battle of the Books	0.00	0.00	0.00	0.00	0.00
330 GRANTS	0.00	0.00	0.00	0.00	0.00
340 PTO	4,401.85	136.50	0.00	-250.00	4,288.35
350 BEAUTIFICATION	0.00	0.00	0.00	0.00	0.00
C ADMINISTRATIVE CUSTODIAL ACCT Totals:	7,696.03	4,014.67	5,989.54	-250.00	5,471.16
Q FEE FUND					
1000 Kindergarten	0.00	862.00	0.00	0.00	862.00
1001 1st Grade	0.00	488.25	0.00	0.00	488.25
1002 2nd Grade	253.25	0.00	0.00	0.00	253.25
1003 3rd Grade	9.00	122.25	0.00	0.00	131.25
1004 4th Grade	0.00	0.00	0.00	0.00	0.00
1005 5th Grade	0.00	0.00	0.00	0.00	0.00
1010 Self-Contained	0.00	0.00	0.00	0.00	0.00
Q FEE FUND Totals:	262.25	1,472.50	0.00	0.00	1,734.75
R CLUB--FEE FUND					
2000 Student Council Fee Fund	0.00	0.00	0.00	0.00	0.00
2010 Chorus Fee Fund	0.00	0.00	0.00	0.00	0.00
R CLUB--FEE FUND Totals:	0.00	0.00	0.00	0.00	0.00
Report Totals:	28,660.38	6,025.72	6,456.29	0.00	28,229.81

Nancy Brumby


Current Cash Balance Report

ALL Data

Date: 11/01/2009 thru 11/30/2009

39 arranged by:
Group ID and Activity Number

Activity Number and Name	Beginning Cash	Receipts	Disbursements	Adjustments	Cash Balance
A General Fund					
100 VENDING	53.44	0.00	0.00	0.00	53.44
110 GENERAL FUND	8,376.17	343.62	118.97	0.00	8,600.82
130 INTEREST EARNED	383.49	2.68	0.00	0.00	386.17
140 Do Not Use	0.00	0.00	0.00	0.00	0.00
A General Fund Totals:	8,813.10	346.30	118.97	0.00	9,040.43
B Clubs & Organizations					
501 STUDENT COUNCIL	499.87	168.95	0.00	0.00	668.82
B Clubs & Organizations Totals:	499.87	168.95	0.00	0.00	668.82
C Administrative Custodial					
600 Do Not Use	0.00	0.00	0.00	0.00	0.00
610 LIBRARY	2,656.38	0.00	61.82	0.00	2,594.56
615 FIELD TRIPS	-1,133.25	0.00	414.26	0.00	-1,547.51
620 Do Not Use	0.00	0.00	0.00	0.00	0.00
626 Do Not Use	0.00	0.00	0.00	0.00	0.00
627 Do Not Use	0.00	0.00	0.00	0.00	0.00
628 Do Not Use	0.00	0.00	0.00	0.00	0.00
C Administrative Custodial Totals:	1,523.13	0.00	476.08	0.00	1,047.05
Q Fee Funded Account					
1000 KG FIELD TRIP	0.00	0.00	0.00	0.00	0.00
1010 FIRST GR. FIELD TRIP	389.25	0.00	0.00	0.00	389.25
1020 SECOND GR. FIELD TRIP	307.15	0.00	0.00	0.00	307.15
1030 THIRD GR. FIELD TRIP	378.00	0.00	0.00	0.00	378.00
1040 FOURTH GR. FIELD TRIP	187.96	0.00	0.00	0.00	187.96
1050 FIFTH GR. FIELD TRIP	0.00	0.00	0.00	0.00	0.00
1060 ELL FIELD TRIP	0.00	0.00	0.00	0.00	0.00
Q Fee Funded Account Totals:	1,262.36	0.00	0.00	0.00	1,262.36
Report Totals:	12,098.46	515.25	595.05	0.00	12,018.66


 12-8-09
 Heidi Penke 12-8-09

Current Cash Balance Report

ALL Data

Date: 11/01/2009 thru 11/30/2009

Arranged by:
Group ID and Activity Number **40**

Activity Number and Name	Beginning Cash	Receipts	Disbursements	Adjustments	Cash Balance
A General Fund					
100 General Fund	1,196.39	7.00	501.50	0.00	701.89
110 Vending	103.73	0.00	60.00	0.00	43.73
120 Interest Earned Checking	1.24	1.61	0.00	0.00	2.85
A General Fund Totals:	1,301.36	8.61	561.50	0.00	748.47
B Clubs & Organizations					
200 Student Council	1,017.86	3,520.00	0.00	0.00	4,537.86
B Clubs & Organizations Totals:	1,017.86	3,520.00	0.00	0.00	4,537.86
C Administrative Custodial					
300 Lirbary	832.75	2,052.25	284.88	0.00	2,600.12
615 Field Trips	-810.25	0.00	637.78	0.00	-1,448.03
C Administrative Custodial Totals:	22.50	2,052.25	922.66	0.00	1,152.09
Q Free Funded Accounts					
1000 Kindergarted Field Trips	887.75	0.00	8.75	0.00	879.00
1010 First Grade Field Trips	406.50	-3.50	0.00	0.00	403.00
1020 Second Grade Field Trips	136.00	0.00	0.00	0.00	136.00
1030 Third Grade Field Trips	0.00	0.00	0.00	0.00	0.00
1040 Fourth Grade Field Trips	0.00	0.00	0.00	0.00	0.00
1050 Fifth Grade Field Trips	0.00	0.00	0.00	0.00	0.00
Q Free Funded Accounts Totals:	1,430.25	-3.50	8.75	0.00	1,418.00
Report Totals:	3,771.97	5,577.36	1,492.91	0.00	7,856.42

Susan Anglen

Kim Purcell

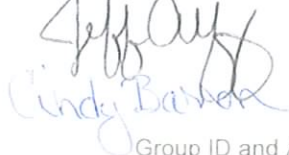
Current Cash Balance Report

Date: 11/01/2009 thru 11/30/2009

Arranged by:
Group ID and Activity Number

Activity Number and Name	Beginning Cash	Receipts	Disbursements	Adjustments	Cash Balance
A ACTIVITY GENERAL FUND					
100 STAFF VENDING	3,779.14	0.00	0.00	0.00	3,779.14
101 STUDENT VENDING	-45.05	0.00	0.00	0.00	-45.05
110 GENERAL FUND	392.86	4,323.45	111.56	0.00	4,604.75
115 INTEREST EARNED CHECKING	520.79	2.42	0.00	0.00	523.21
815 ENRICHMENT DAY	656.03	0.00	0.00	0.00	656.03
5000 FIELD IMPROVEMENT	249.00	0.00	0.00	0.00	249.00
A ACTIVITY GENERAL FUND Totals:	5,552.77	4,325.87	111.56	0.00	9,767.08
C FAMILY NIGHTS					
400 KINDERGARTEN HOST FAMILY NIGHTS	0.00	0.00	0.00	0.00	0.00
401 GR. 1 HOST FAMILY NIGHT	0.00	0.00	0.00	0.00	0.00
403 GR. 3 HOST FAMILY NIGHT	0.00	0.00	0.00	0.00	0.00
404 GR. 4 HOST FAMILY NIGHT	0.00	0.00	0.00	0.00	0.00
405 GR. 5 HOST FAMILY NIGHT	0.00	0.00	0.00	0.00	0.00
410 CHOIR HOST FAMILY NIGHT	0.00	0.00	0.00	0.00	0.00
411 CHESS CLUB HOST FAMILY NIGHT	0.00	0.00	0.00	0.00	0.00
412 SAFETY PATROL HOST FAMILY NIGHT	50.30	0.00	0.00	0.00	50.30
413 PLAYGROUND COM. HOST FAMILY NIGHT	0.00	0.00	0.00	0.00	0.00
C FAMILY NIGHTS Totals:	50.30	0.00	0.00	0.00	50.30
D CLUBS AND ORGANIZATIONS					
501 STUDENT COUNCIL	817.50	0.00	0.00	0.00	817.50
901 US WEST VOLUNTEER GRANTS & OTHERS	965.72	0.00	0.00	0.00	965.72
2030 ENVIRONMENTAL CLUB	0.00	0.00	0.00	0.00	0.00
D CLUBS AND ORGANIZATIONS Totals:	1,783.22	0.00	0.00	0.00	1,783.22
E ADMINISTRATIVE CUSTODIAL ACCT					
610 MEDIA	751.38	48.45	0.00	0.00	799.83
615 FIELD TRIPS	-1,511.40	300.00	733.64	0.00	-1,945.04
701 TECHNOLOGY	820.52	46.00	318.98	0.00	547.54
801 GIFTED/HAL	0.00	0.00	0.00	0.00	0.00
E ADMINISTRATIVE CUSTODIAL ACCT Totals:	60.50	394.45	1,052.62	0.00	-597.67
F DISTRICT CUSTODIAL					
700 NOT USED	0.00	0.00	0.00	0.00	0.00
720 NOT USED	0.00	0.00	0.00	0.00	0.00
F DISTRICT CUSTODIAL Totals:	0.00	0.00	0.00	0.00	0.00
H OUTDOOR LEARNING ENVIRONMENT (OLE)					
3000 BRICK ORDERS & OTHER	258.44	0.00	0.00	0.00	258.44
H OUTDOOR LEARNING ENVIRONMENT (OLE) Totals:	258.44	0.00	0.00	0.00	258.44
Q FEE FUND FIELD TRIPS					
1000 KINDERGARTEN FIELD TRIPS	310.25	0.00	0.00	0.00	310.25
1010 1ST GRADE FIELD TRIPS	0.00	408.50	0.00	0.00	408.50
1020 2ND GRADE FIELD TRIPS	134.00	0.00	0.00	0.00	134.00
1030 3RD GRADE FIELD TRIPS	0.00	0.00	0.00	0.00	0.00
1040 4TH GRADE FIELD TRIPS	0.00	0.00	0.00	0.00	0.00
1050 5TH GRADE FIELD TRIPS	363.00	0.00	0.00	0.00	363.00
Q FEE FUND FIELD TRIPS Totals:	807.25	408.50	0.00	0.00	1,215.75
R FEE FUND CLUBS					
2020 CHORUS CLUB	0.00	0.00	0.00	0.00	0.00
R FEE FUND CLUBS Totals:	0.00	0.00	0.00	0.00	0.00
Report Totals:	8,512.48	5,128.82	1,164.18	0.00	12,477.12

Current Cash Balance Report


 42 arranged by:
 Group ID and Activity Number

ALL Data

Date: 11/01/2009 thru 11/30/2009

Activity Number and Name	Beginning Cash	Receipts	Disbursements	Adjustments	Cash Balance
A General Funds					
100 VENDING MACHINES	13,223.71	0.00	376.12	0.00	12,847.59
110 OTHER GENERAL	16,641.63	0.00	79.45	0.00	16,562.18
115 FINES	7,398.98	10.00	0.00	0.00	7,408.98
120 FUND RAISING ACCOUNT	15,021.25	77.20	0.00	0.00	15,098.45
125 VOLUNTEER	1,982.67	0.00	0.00	0.00	1,982.67
130 INTEREST EARNED - CHECKING	4,276.69	21.71	0.00	0.00	4,298.40
A General Funds Totals:	58,544.93	108.91	455.57	0.00	58,198.27
B Athletics					
205 ATHLETIC DEPARTMENT	-1,355.47	375.00	4,556.84	0.00	-5,537.31
B Athletics Totals:	-1,355.47	375.00	4,556.84	0.00	-5,537.31
C Academic Clubs					
300 SCIENCE CLUB	0.00	0.00	0.00	0.00	0.00
310 YEARBOOK	13,219.22	0.00	0.00	0.00	13,219.22
320 YOUTH TO YOUTH	-2,503.88	204.00	375.24	0.00	-2,675.12
330 KIDS HELPING KIDS	4,663.90	100.00	174.52	0.00	4,589.38
340 RENAISSANCE PROGRAM	1,908.09	0.00	0.00	0.00	1,908.09
350 HAL	0.00	0.00	0.00	0.00	0.00
C Academic Clubs Totals:	17,287.33	304.00	549.76	0.00	17,041.57
D Clubs and Organizations					
400 STUDENT COUNCIL	2,787.70	617.75	722.51	0.00	2,682.94
410 VOLLEYBALL CLUB	0.00	0.00	0.00	0.00	0.00
420 LEADERSHIP	1,449.79	0.00	225.78	0.00	1,224.01
430 BOOK CLUB	324.16	0.00	0.00	0.00	324.16
440 SCRAPBOOK CLUB	0.00	0.00	0.00	0.00	0.00
442 FCS CLUB	0.00	0.00	0.00	0.00	0.00
450 ARTS & CRAFTS CLUB	0.00	0.00	0.00	0.00	0.00
460 PHOTOGRAPHY CLUB	79.58	0.00	0.00	0.00	79.58
470 BUILDER'S CLUB	610.35	250.00	336.47	0.00	523.88
480 DRAMA CLUB	0.00	0.00	0.00	0.00	0.00
D Clubs and Organizations Totals:	5,251.58	867.75	1,284.76	0.00	4,834.57
E School Custodial Accounts					
500 MUSIC	728.24	219.95	740.20	0.00	207.99
501 BAND	2,285.05	198.95	0.00	0.00	2,484.00
502 SOLO AND ENSEMBLE CONTEST	991.98	0.00	0.00	0.00	991.98
505 ART CLASS	0.00	0.00	0.00	0.00	0.00
509 8TH GRADE FAREWELL	1,185.81	0.00	0.00	0.00	1,185.81
510 TRANSPORTATION	1,354.72	0.00	58.57	0.00	1,296.15
511 SPECIAL EVENTS	3,953.27	133.50	57.65	0.00	4,029.12
512 HELP FUND	-4,201.25	3,275.00	3,250.00	0.00	-4,176.25
515 FACULTY VENDING FUND	434.28	0.00	102.20	0.00	332.08
520 TEACHERS HOSPITALITY FUND	966.95	103.65	45.00	0.00	1,025.60
525 AMS T-SHIRT SALES	2,336.92	3,835.00	3,418.75	0.00	2,753.17
528 A.P.E. T-SHIRTS	36.00	45.00	0.00	0.00	81.00
530 OUTDOOR CLASSROOM	1,203.63	0.00	8.03	0.00	1,195.60
535 SCIENCE BREAKAGE	0.99	0.00	0.00	0.00	0.99
540 INDUSTRIAL ARTS	3,144.94	0.00	0.00	0.00	3,144.94
542 FAMILY CONSUMER SCIENCE	1,256.82	0.00	57.77	0.00	1,199.05
544 JUMP START	-11.87	0.00	0.00	0.00	-11.87
545 LIBRARY	1,304.13	64.82	26.08	0.00	1,342.87
555 FITNESS ROOM	735.42	0.00	0.00	0.00	735.42
570 FIELD TRIPS-SPECIAL AREA	0.00	0.00	0.00	0.00	0.00

Current Cash Balance Report

Date: 11/01/2009 thru 11/30/2009

Group ID and Activity Number

Activity Number and Name	Beginning Cash	Receipts	Disbursements	Adjustments	Cash Balance
576 FIELD TRIPS-6 GR.	-1,688.65	67.00	0.00	0.00	-1,621.65
577 FIELD TRIPS-7 GR.	-1,033.69	54.00	774.00	0.00	-1,753.69
578 FIELD TRIPS-8 GR.	363.30	0.00	0.00	0.00	363.30
580 OTHER SCHOOL CUSTODIAL	849.29	0.00	0.00	0.00	849.29
590 TEAM 6A	0.00	0.00	0.00	0.00	0.00
591 TEAM 6B	0.00	0.00	0.00	0.00	0.00
592 TEAM 6C	0.00	0.00	0.00	0.00	0.00
593 TEAM 7A	0.00	0.00	0.00	0.00	0.00
594 TEAM 7B	0.00	0.00	0.00	0.00	0.00
595 TEAM 7C	0.00	0.00	0.00	0.00	0.00
596 TEAM 8A	0.00	0.00	0.00	0.00	0.00
597 TEAM 8B	0.00	0.00	0.00	0.00	0.00
598 TEAM 8C	0.00	0.00	0.00	0.00	0.00
E School Custodial Accounts Totals:	16,196.28	7,996.87	8,538.25	0.00	15,654.90
G Investments					
700 SAVINGS	-10,470.03	0.00	0.00	0.00	-10,470.03
710 INTEREST ON SAVINGS	5,470.03	0.00	0.00	0.00	5,470.03
G Investments Totals:	-5,000.00	0.00	0.00	0.00	-5,000.00
Q FIELD TRIP FEES					
1350 HAL FIELD TRIPS	0.00	0.00	0.00	0.00	0.00
1570 FIELD TRIPS-SPECIAL AREA	0.00	0.00	0.00	0.00	0.00
1576 FIELD TRIPS-6 GR.	1,561.00	0.00	0.00	0.00	1,561.00
1577 FIELD TRIPS-7 GR.	735.00	1,089.00	0.00	0.00	1,824.00
1578 FIELD TRIPS-8 GR.	0.00	0.00	0.00	0.00	0.00
Q FIELD TRIP FEES Totals:	2,296.00	1,089.00	0.00	0.00	3,385.00
R CLUB FEES					
1420 LEADERSHIP	0.00	0.00	0.00	0.00	0.00
2300 SCIENCE CLUB	0.00	0.00	0.00	0.00	0.00
2320 YOUTH TO YOUTH	1,395.00	2,065.00	0.00	0.00	3,460.00
2400 STUDENT COUNCIL	385.00	0.00	0.00	0.00	385.00
2410 VOLLEYBALL CLUB	0.00	0.00	0.00	0.00	0.00
2430 BOOK CLUB	0.00	0.00	0.00	0.00	0.00
2440 SCRAPBOOK CLUB	0.00	0.00	0.00	0.00	0.00
2442 FCS CLUB	0.00	0.00	0.00	0.00	0.00
2450 ARTS & CRAFTS CLUB	0.00	0.00	0.00	0.00	0.00
2460 PHOTOGRAPHY CLUB	0.00	0.00	0.00	0.00	0.00
2500 MUSIC CLUB	875.49	0.00	0.00	0.00	875.49
2501 BAND CLUB	2,149.95	583.50	0.00	0.00	2,733.45
2544 JUMP START	0.00	0.00	0.00	0.00	0.00
R CLUB FEES Totals:	4,805.44	2,648.50	0.00	0.00	7,453.94
S ATHLETIC FEES					
3205 ATHLETICS	3,311.00	330.00	0.00	0.00	3,641.00
S ATHLETIC FEES Totals:	3,311.00	330.00	0.00	0.00	3,641.00
Report Totals:	101,337.09	13,720.03	15,385.18	0.00	99,671.94

Current Cash Balance Report

ALL Data

Date: 11/01/2009 thru 11/30/2009

Arranged by:
Group ID and Activity Number

44

Activity Number and Name	Beginning Cash	Receipts	Disbursements	Adjustments	Cash Balance
A GENERAL FUND					
100 General Fund	1,828.77	20.00	272.85	0.00	1,575.92
110 Student Vending	6,409.57	0.00	355.56	0.00	6,054.01
115 Staff Vending	123.95	0.00	242.34	0.00	-118.39
120 Staff Contests	10.88	0.00	28.06	0.00	-17.18
A GENERAL FUND Totals:	8,373.17	20.00	898.81	0.00	7,494.36
D SCHOOL CUSTODIAL ACCOUNTS					
400 Library	611.40	0.00	90.63	0.00	520.77
405 FCS - Family Consumer Science	129.32	0.00	0.00	0.00	129.32
410 Field Trips	-505.23	0.00	344.18	0.00	-849.41
415 Hospitality	1,312.17	230.00	239.61	0.00	1,302.56
420 IT LAB - Industrial Technology	-255.11	946.50	39.90	0.00	651.49
425 Art	5.00	0.00	0.00	0.00	5.00
430 Spirit Wear	2,168.80	549.00	0.00	0.00	2,717.80
435 Book Fines	10.00	0.00	0.00	0.00	10.00
440 School Improvements	7,610.12	0.00	0.00	0.00	7,610.12
445 Book Store	-196.73	223.95	0.00	0.00	27.22
450 PE Shirts	630.71	7.00	0.00	0.00	637.71
455 Jump Start Camp	1,498.81	0.00	1,477.19	0.00	21.62
460 Lunch and Learn	-26.99	165.00	165.00	0.00	-26.99
465 Guidance Activities	218.07	226.05	0.00	0.00	444.12
470 FRPLS	0.00	250.00	250.00	0.00	0.00
475 Musical	-592.53	2,156.30	94.22	0.00	1,469.55
D SCHOOL CUSTODIAL ACCOUNTS Totals:	12,617.81	4,753.80	2,700.73	0.00	14,670.88
E PROGRAMS					
500 B.A.S.E.	185.01	-200.00	183.42	0.00	-198.41
E PROGRAMS Totals:	185.01	-200.00	183.42	0.00	-198.41
F ATHLETICS and ACTIVITIES					
600 Athletics Program	-2,069.64	370.00	347.14	0.00	-2,046.78
605 Clubs and Activities	22.20	0.00	0.00	0.00	22.20
610 Student Council	1,569.97	0.00	57.46	0.00	1,512.51
615 Youth to Youth	52.49	0.00	248.55	0.00	-196.06
620 Emissary / Peer Mediation / Tutor	0.00	0.00	0.00	0.00	0.00
625 FCS Club	89.97	0.00	0.00	0.00	89.97
630 Swing Choir Club	-638.45	0.00	2,077.57	0.00	-2,716.02
635 Environmental Club	335.40	0.00	0.00	0.00	335.40
640 Yearbook	15,729.27	216.00	27.00	0.00	15,918.27
645 Art Club	28.43	0.00	0.00	0.00	28.43
650 HAL	-80.94	0.00	0.00	0.00	-80.94
655 Dance Club	3.71	0.00	0.00	0.00	3.71
660 Jazz Band	294.97	0.00	0.00	0.00	294.97
665 Drama Club	0.00	0.00	0.00	0.00	0.00
670 Cross Country Club	8.47	0.00	0.00	0.00	8.47
675 Solo and Ensemble Contest	0.00	0.00	0.00	0.00	0.00
680 Future Educators Club	16.67	0.00	0.00	0.00	16.67
685 Debate Club	-0.10	0.00	0.00	0.00	-0.10
690 Science Club	-0.52	0.00	0.00	0.00	-0.52
F ATHLETICS and ACTIVITIES Totals:	15,361.90	586.00	2,757.72	0.00	13,190.18
G INVESTMENTS					
700 Savings	0.00	0.00	0.00	0.00	0.00
705 Checking Interest	1,630.37	11.39	0.00	0.00	1,641.76
710 Interest on Savings	0.00	0.00	0.00	0.00	0.00
G INVESTMENTS Totals:	1,630.37	11.39	0.00	0.00	1,641.76

X *John Southeth* 12/9/09

X *YR... K... 12/8/09*

Current Cash Balance Report

ALL Data

Date: 11/01/2009 thru 11/30/2009

Arranged by:
Group ID and Activity Number

45

Activity Number and Name	Beginning Cash	Receipts	Disbursements	Adjustments	Cash Balance
Q FIELD TRIP FEES					
1000 Field Trips	736.00	115.50	0.00	0.00	851.50
Q FIELD TRIP FEES Totals:	736.00	115.50	0.00	0.00	851.50
R CLUB FEES					
2455 Jump Start Camp	0.00	10.00	0.00	0.00	10.00
2610 Student Council	0.00	0.00	0.00	0.00	0.00
2615 Youth-to-Youth	0.00	360.00	0.00	0.00	360.00
2625 FCS Club	110.00	40.00	0.00	0.00	150.00
2630 Swing Choir	2,820.00	0.00	0.00	0.00	2,820.00
2635 Environmental Club	0.00	0.00	0.00	0.00	0.00
2645 Art Club	0.00	0.00	0.00	0.00	0.00
2650 HAL	172.00	0.00	0.00	0.00	172.00
2655 Dance Club	0.00	0.00	0.00	0.00	0.00
2665 Drama Club	0.00	0.00	0.00	0.00	0.00
2670 Cross Country Club	0.00	0.00	0.00	0.00	0.00
2690 Science Club	0.00	0.00	0.00	0.00	0.00
R CLUB FEES Totals:	3,102.00	410.00	0.00	0.00	3,512.00
S ATHLETIC FEES					
3000 Athletics	7,890.46	1,845.00	0.00	0.00	9,735.46
S ATHLETIC FEES Totals:	7,890.46	1,845.00	0.00	0.00	9,735.46
T PROGRAM FEES					
4500 B.A.S.E. FEES	2,540.00	2,100.00	0.00	0.00	4,640.00
T PROGRAM FEES Totals:	2,540.00	2,100.00	0.00	0.00	4,640.00
Report Totals:	52,436.72	9,641.69	6,540.68	0.00	55,537.73

Current Cash Balance Report

Date: 09/01/2009 thru 11/30/2009

Activity Number and Name	Beginning Cash	Receipts	Disbursements	Adjustments	Cash Balance
A GENERAL FUNDS					
100 VENDING MACHINES	1,783.00	0.00	0.00	0.00	1,783.00
105 STAFF VENDING MACHINES	-3.08	0.00	632.03	0.00	-635.11
110 GENERAL	1,065.45	9,410.00	10,054.84	0.00	420.61
120 PENCIL FUND (SCHOOL IMPROV.)	629.77	143.25	199.00	0.00	574.02
150 INTEREST EARNED CHECKING	911.84	0.00	0.00	0.00	911.84
170 INTEREST EARNED SAVINGS	14,015.88	31.12	0.00	-413.85	13,633.15
190 PAYBAC FUND	192.16	0.00	0.00	275.00	467.16
A GENERAL FUNDS Totals:	18,595.02	9,584.37	10,885.87	-138.85	17,154.67
B ATHLETICS					
200 ATHLETICS PROGRAM	8,801.36	52.00	5,402.99	0.00	3,450.37
B ATHLETICS Totals:	8,801.36	52.00	5,402.99	0.00	3,450.37
C ACADEMIC CLUBS					
305 ART CLUB	3.30	0.00	0.00	0.00	3.30
310 YEARBOOKS	7,710.92	35.00	2,749.25	0.00	4,996.67
315 BOWLING CLUB	2.97	0.00	0.00	0.00	2.97
320 FAMILY CONSUMER SCIENCE CLUB	0.53	0.00	11.92	0.00	-11.39
330 DRAMA	266.35	36.00	0.00	0.00	302.35
335 FITNESS CLUB	0.00	0.00	12.88	0.00	-12.88
C ACADEMIC CLUBS Totals:	7,984.07	71.00	2,774.05	0.00	5,281.02
D CLUBS AND ORGANIZATIONS					
400 STUDENT COUNCIL	4,713.16	2,239.65	5,901.84	0.00	1,050.97
425 SPARKS	106.35	0.00	220.03	0.00	-113.68
D CLUBS AND ORGANIZATIONS Totals:	4,819.51	2,239.65	6,121.87	0.00	937.29
E SCHOOL CUSTODIAL ACCOUNTS					
500 BAND	677.94	0.00	604.00	0.00	73.94
502 HOSPITALITY	617.12	1,438.00	462.60	0.00	1,592.52
503 TREE FUND	942.06	0.00	0.00	0.00	942.06
505 FINES	2,309.66	69.00	97.45	0.00	2,281.21
506 MONTESSORI (6TH)	0.00	0.00	0.00	0.00	0.00
508 MONTESSORI 7/8	0.00	0.00	4,528.45	0.00	-4,528.45
510 FIELD TRIPS	348.86	0.00	407.23	0.00	-58.37
511 NEW TEACHER FUND	670.95	191.76	0.00	0.00	862.71
512 PALS	46.11	0.00	0.00	0.00	46.11
513 MONTESSORI SUPPORT FUND	8.00	0.00	0.00	0.00	8.00
514 LACEY LEGACY FUND	51.91	0.00	0.00	0.00	51.91
515 ASSIGNMENT NOTEBOOKS	1,054.15	1,841.00	2,837.75	0.00	57.40
520 LIBRARY	608.92	3,106.34	2,708.17	0.00	1,007.09
525 M.S. ALTERNATIVE PROGRAM	284.89	0.00	437.00	0.00	-152.11
528 H.A.L. TRIPS	0.00	0.00	0.00	0.00	0.00
529 MENTORING HOMEROOMS FUND	143.77	63.00	0.00	0.00	206.77
531 "GOOD FRIENDS" FUND	1.43	0.00	0.00	0.00	1.43
533 BACKPACK PROGRAM	7.57	275.00	0.00	-275.00	7.57
534 ASSET SUMMIT	0.00	0.00	0.00	0.00	0.00
535 VOCAL MUSIC	78.13	0.00	180.00	0.00	-101.87
537 ASAP	0.00	0.00	362.39	0.00	-362.39
538 TIME TRAVELERS	0.00	752.45	2,406.19	0.00	-1,653.74
539 CYCLONE SEQUEL	0.00	0.00	0.00	0.00	0.00
541 MAGAZINE FUNDRAISER 09-10	0.00	1,280.63	879.58	0.00	401.05
545 ORCHESTRA	0.00	0.00	0.00	0.00	0.00
550 TEAM FUNDS	824.06	0.00	0.00	0.00	824.06
551 6 A/B SUPPORT FUND	0.00	0.00	56.82	0.00	-56.82
552 7 A/B SUPPORT FUND	0.00	0.00	0.00	0.00	0.00

Current Cash Balance Report

Date: 09/01/2009 thru 11/30/2009

Arranged by:
Group ID and Activity Number

47

Activity Number and Name	Beginning Cash	Receipts	Disbursements	Adjustments	Cash Balance
553 8 A/B SUPPORT FUND	0.00	0.00	71.71	0.00	-71.71
560 PHYSICAL EDUCATION	266.91	0.00	0.00	0.00	266.91
570 CYCLONE PARENT DONATIONS	10,370.12	1,097.50	5,848.20	0.00	5,619.42
575 ART FEES	270.61	10.00	0.00	0.00	280.61
580 SEWING (HAAN CRAFT KITS)	139.69	0.00	0.00	0.00	139.69
586 7TH GR. ENRICHMENT	45.67	0.00	0.00	0.00	45.67
587 CARTRIDGES FOR KIDS	180.20	0.00	0.00	0.00	180.20
590 TECHNOLOGY EDUCATION	1,887.83	231.00	760.00	0.00	1,358.83
598 THE ZONE	0.90	50.00	51.85	0.00	-0.95
599 MUSIC SHIRTS	0.00	0.00	1,990.50	0.00	-1,990.50
E SCHOOL CUSTODIAL ACCOUNTS Totals:	21,837.46	10,405.68	24,689.89	-275.00	7,278.25
F DISTRICT CUSTODIAL ACCOUNTS					
620 CONFERENCE ACCOUNT	0.00	0.00	0.00	0.00	0.00
F DISTRICT CUSTODIAL ACCOUNTS Totals:	0.00	0.00	0.00	0.00	0.00
G INVESTMENTS					
700 SAVINGS	-31,070.55	0.00	31.12	413.85	-30,687.82
710 INTEREST ON SAVINGS	0.00	0.00	0.00	0.00	0.00
G INVESTMENTS Totals:	-31,070.55	0.00	31.12	413.85	-30,687.82
Q FIELD TRIP FEES					
1020 6TH GRADE FIELD TRIPS	0.00	0.00	0.00	0.00	0.00
1045 7TH GRADE FIELD TRIPS	0.00	292.50	0.00	0.00	292.50
1065 8TH GRADE FIELD TRIPS	0.00	0.00	0.00	0.00	0.00
1080 WORLD LANGUAGE	0.00	0.00	0.00	0.00	0.00
1506 MONTESSORI (6) FIELD TRIPS	0.00	0.00	0.00	0.00	0.00
1508 MONTESSORI (7,8) FIELD TRIPS	0.00	4,145.00	0.00	0.00	4,145.00
1525 MSAP FIELD TRIPS	0.00	110.00	0.00	0.00	110.00
1528 H.A.L. FIELD TRIPS	0.00	0.00	0.00	0.00	0.00
Q FIELD TRIP FEES Totals:	0.00	4,547.50	0.00	0.00	4,547.50
R CLUB FEES					
2305 ART CLUB	0.00	160.00	0.00	0.00	160.00
2315 BOWLING CLUB	0.00	640.00	0.00	0.00	640.00
2320 FAMILY CONSUMER SCIENCE CLUB	0.00	114.00	16.60	0.00	97.40
2330 DRAMA CLUB	0.00	0.00	0.00	0.00	0.00
2335 FITNESS CLUB	0.00	12.00	0.00	0.00	12.00
2400 STUDENT COUNCIL	0.00	0.00	0.00	0.00	0.00
2425 SPARKS	0.00	924.00	0.00	0.00	924.00
2500 BAND	0.00	0.00	0.00	0.00	0.00
2535 VOCAL MUSIC	0.00	278.75	0.00	0.00	278.75
2545 ORCHESTRA	0.00	0.00	0.00	0.00	0.00
2600 MUSIC SHIRTS	322.75	1,671.70	0.00	0.00	1,994.45
R CLUB FEES Totals:	322.75	3,800.45	16.60	0.00	4,106.60
S ATHLETICS FEES					
3200 ATHLETICS	1,435.00	5,595.00	0.00	0.00	7,030.00
S ATHLETICS FEES Totals:	1,435.00	5,595.00	0.00	0.00	7,030.00
Z DO NOT USE CATEGORY					
180 DO NOT USE	0.00	0.00	0.00	0.00	0.00
340 DO NOT USE	0.00	0.00	0.00	0.00	0.00
350 SKI CLUB	0.00	0.00	0.00	0.00	0.00
501 DO NOT USE	0.00	0.00	0.00	0.00	0.00
504 ROTARY ACTIVITY FUND	110.77	0.00	110.77	0.00	0.00
509 DO NOT USE	0.00	0.00	0.00	0.00	0.00
516 DO NOT USE	0.00	0.00	0.00	0.00	0.00
517 DO NOT USE	0.00	0.00	0.00	0.00	0.00

Current Cash Balance Report

Date: 09/01/2009 thru 11/30/2009

Group ID and Activity Number

Activity Number and Name	Beginning Cash	Receipts	Disbursements	Adjustments	Cash Balance
518 DO NOT USE	0.00	0.00	0.00	0.00	0.00
519 DO NOT USE	0.00	0.00	0.00	0.00	0.00
521 DO NOT USE	0.00	0.00	0.00	0.00	0.00
522 DO NOT USE	0.00	0.00	0.00	0.00	0.00
523 DO NOT USE	0.00	0.00	0.00	0.00	0.00
524 DO NOT USE	0.00	0.00	0.00	0.00	0.00
526 DO NOT USE	0.00	0.00	0.00	0.00	0.00
527 DO NOT USE	0.00	0.00	0.00	0.00	0.00
530 DO NOT USE	0.00	0.00	0.00	0.00	0.00
532 "APPLE TREE" DONATIONS	224.00	0.00	224.00	0.00	0.00
536 READING LOUNGE	92.00	0.00	92.00	0.00	0.00
540 FUNDRAISER 98-99, LIBRARY	0.00	0.00	0.00	0.00	0.00
555 FUNDRAISER '07-'08	0.00	0.00	0.00	0.00	0.00
565 DO NOT USE	0.00	0.00	0.00	0.00	0.00
585 DO NOT USE	0.00	0.00	0.00	0.00	0.00
588 FUNDRAISER 08-09	3,056.64	0.00	3,056.64	0.00	0.00
595 DO NOT USE	0.00	0.00	0.00	0.00	0.00
1005 DO NOT USE	0.00	0.00	0.00	0.00	0.00
1010 DO NOT USE	0.00	0.00	0.00	0.00	0.00
1030 DO NOT USE	0.00	0.00	0.00	0.00	0.00
1035 DO NOT USE	0.00	0.00	0.00	0.00	0.00
1050 DO NOT USE	0.00	0.00	0.00	0.00	0.00
1055 DO NOT USE	0.00	0.00	0.00	0.00	0.00
1075 DO NOT USE	0.00	0.00	0.00	0.00	0.00
1085 DO NOT USE	0.00	0.00	0.00	0.00	0.00
2350 DO NOT USE	0.00	0.00	0.00	0.00	0.00
2550 DO NOT USE	0.00	0.00	0.00	0.00	0.00
Z DO NOT USE CATEGORY Totals:	<u>3,483.41</u>	<u>0.00</u>	<u>3,483.41</u>	<u>0.00</u>	<u>0.00</u>
Report Totals:	<u>36,208.03</u>	<u>36,295.65</u>	<u>53,405.80</u>	<u>0.00</u>	<u>19,097.88</u>

Submitted by Michelle Kraft bookkeeper

Approved by Michelle Kraft Date 12-11-09

Current Cash Balance Report

Date: 11/01/2009 thru 11/30/2009

Group ID and Activity Number

Activity Number and Name	Beginning Cash	Receipts	Disbursements	Adjustments	Cash Balance
A GENERAL FUNDS					
100 VENDING	27,674.77	43.50	212.75	0.00	27,505.52
105 STAFF VENDING	1,213.75	0.00	0.00	0.00	1,213.75
110 GENERAL FUND	3,251.36	107.00	0.00	0.00	3,358.36
112 PAYBAC	7,364.92	0.00	0.00	0.00	7,364.92
115 KIEWIT T-SHIRT-SALES/PROJECTS	28,510.91	200.00	0.00	0.00	28,710.91
116 CLASS/ACTIVITY T-SHIRTS	157.06	2,021.00	302.00	0.00	1,876.06
117 BOOK ORDERS	10.60	0.00	0.00	0.00	10.60
119 SITE IMPROVEMENT	46,150.83	0.00	0.00	0.00	46,150.83
120 SCHOOL IMPROVEMENT TEAM	2,051.00	0.00	0.00	0.00	2,051.00
125 FUNDRAISER	23,296.02	68.66	952.41	0.00	22,412.27
130 BUS	-456.50	0.00	300.00	0.00	-756.50
140 RETIREMENT	496.74	0.00	0.00	0.00	496.74
150 PARENT/TEACHER RESOURCE LIB	595.53	0.00	0.00	0.00	595.53
155 TECHNOLOGY	0.00	0.00	0.00	0.00	0.00
165 ROTARY	621.91	0.00	0.00	0.00	621.91
167 KCC FUNDRAISER	6,139.12	0.00	0.00	0.00	6,139.12
170 SCHOLARSHIP	2,936.06	0.00	0.00	0.00	2,936.06
180 SPECIAL PROJECTS	700.25	0.00	0.00	0.00	700.25
185 LEARNING CENTER	930.13	0.00	0.00	0.00	930.13
190 STAFF DEVELOPMENT	1,110.68	0.00	0.00	0.00	1,110.68
195 STUDENT ACTIVITIES	460.44	0.00	0.00	0.00	460.44
196 PARENTS FOR TEACHER APPRECIATION	0.00	0.00	0.00	0.00	0.00
197 VOCAL MUSIC	0.00	0.00	0.00	0.00	0.00
198 KETV GRANT/LAURA THOREEN	61.25	0.00	0.00	0.00	61.25
199 RITONYA-ANNE PAGE	306.17	0.00	0.00	0.00	306.17
A GENERAL FUNDS Totals:	153,583.00	2,440.16	1,767.16	0.00	154,256.00
B ATHLETICS					
200 ATHLETICS	3,322.70	0.00	1,203.51	0.00	2,119.19
205 SUMMER BB CAMP	477.35	0.00	0.00	0.00	477.35
210 MULTI-PURPOSE PROJECT	0.00	0.00	0.00	0.00	0.00
B ATHLETICS Totals:	3,800.05	0.00	1,203.51	0.00	2,596.54
C ACADEMIC CLUBS					
300 INTERNATIONAL CLUB	274.72	0.00	0.00	0.00	274.72
305 VOLUNTEER CLUB	4,985.17	0.00	0.00	0.00	4,985.17
310 YEARBOOK	47,004.35	0.00	0.00	0.00	47,004.35
315 DRAMA CLUB	980.39	1,109.12	95.23	0.00	1,994.28
320 YOUTH-TO-YOUTH	1,665.36	0.00	0.00	0.00	1,665.36
325 STUDENT COUNCIL	1,188.74	105.00	0.00	0.00	1,293.74
330 SCIENCE CLUB	0.00	0.00	0.00	0.00	0.00
335 ART CLUB	0.00	0.00	49.07	0.00	-49.07
355 SPEECH CLUB	0.00	0.00	0.00	0.00	0.00
360 DESTINATION IMAGINATION CLUB	0.00	0.00	0.00	0.00	0.00
C ACADEMIC CLUBS Totals:	56,098.73	1,214.12	144.30	0.00	57,168.55
D CLUBS AND ORGANIZATIONS					
420 SNACK AND STITCH	0.00	0.00	0.00	0.00	0.00
D CLUBS AND ORGANIZATIONS Totals:	0.00	0.00	0.00	0.00	0.00
E SCHOOL CUSTODIAL ACCOUNTS					
520 SOCIAL/HOSPITALITY	2,104.95	0.00	0.00	0.00	2,104.95
530 PE/LOCK	1,102.91	16.00	0.00	0.00	1,118.91
540 HOME ARTS	249.19	27.75	0.00	0.00	276.94
550 INDUSTRIAL ARTS	11,729.75	229.50	0.00	0.00	11,959.25

Current Cash Balance Report

Date: 11/01/2009 thru 11/30/2009

50

Activity Number and Name	Beginning Cash	Receipts	Disbursements	Adjustments	Cash Balance
560 ART CLASS	0.00	0.00	0.00	0.00	0.00
580 LIBRARY	1,718.38	111.36	126.55	0.00	1,703.19
581 6A FIELD TRIP	0.00	0.00	0.00	0.00	0.00
582 6B FIELD TRIP	0.00	0.00	0.00	0.00	0.00
583 6C FIELD TRIP	0.00	0.00	0.00	0.00	0.00
584 7A FIELD TRIP	-980.00	0.00	0.00	0.00	-980.00
585 7B FIELD TRIP	-942.25	0.00	0.00	0.00	-942.25
586 7C FIELD TRIP	0.00	0.00	0.00	0.00	0.00
587 8A FIELD TRIP	0.00	0.00	0.00	0.00	0.00
588 8B FIELD TRIP	-1,582.00	0.00	0.00	0.00	-1,582.00
589 8C FIELD TRIP	0.00	0.00	0.00	0.00	0.00
590 FRENCH FIELD TRIP	0.00	0.00	0.00	0.00	0.00
591 GERMAN FIELD TRIP	0.00	0.00	0.00	0.00	0.00
592 SPANISH FIELD TRIP	0.00	0.00	0.00	0.00	0.00
593 HAL FIELD TRIPS	-579.80	0.00	348.77	0.00	-928.57
594 AFTER SCHOOL PROGRAM	-1,416.15	0.00	29.89	0.00	-1,446.04
595 SUMMER SCHOOL PROGRAM	0.00	0.00	0.00	0.00	0.00
596 BAND FIELD TRIPS	0.00	0.00	0.00	0.00	0.00
597 BAND ACTIVITIES	0.00	0.00	0.00	0.00	0.00
E SCHOOL CUSTODIAL ACCOUNTS Totals:	11,404.98	384.61	505.21	0.00	11,284.38
F DISTRICT CUSTODIAL ACCOUNTS					
620 CONVENTION	0.00	0.00	0.00	0.00	0.00
F DISTRICT CUSTODIAL ACCOUNTS Totals:	0.00	0.00	0.00	0.00	0.00
G INVESTMENTS					
700 SAVINGS	-82,778.72	0.00	0.00	0.00	-82,778.72
710 INTEREST ON SAVINGS	58,376.72	0.00	0.00	0.00	58,376.72
G INVESTMENTS Totals:	-24,402.00	0.00	0.00	0.00	-24,402.00
Q FIELD TRIP FEES					
1581 6A FIELD TRIP	0.00	0.00	0.00	0.00	0.00
1582 6B FIELD TRIPS	0.00	0.00	0.00	0.00	0.00
1583 6C FIELD TRIPS	0.00	0.00	0.00	0.00	0.00
1584 7A FIELD TRIPS	980.00	0.00	0.00	0.00	980.00
1585 7B FIELD TRIPS	942.25	0.00	0.00	0.00	942.25
1586 7C FIELD TRIPS	0.00	0.00	0.00	0.00	0.00
1587 8A FIELD TRIPS	0.00	0.00	0.00	0.00	0.00
1588 8B FIELD TRIPS	1,568.00	0.00	0.00	0.00	1,568.00
1589 8C FIELD TRIPS	0.00	0.00	0.00	0.00	0.00
1590 FRENCH FIELD TRIPS	0.00	0.00	0.00	0.00	0.00
1591 GERMAN FIELD TRIPS	0.00	0.00	0.00	0.00	0.00
1592 SPANISH FIELD TRIPS	0.00	0.00	0.00	0.00	0.00
1593 HAL FIELD TRIPS	607.73	371.71	0.00	0.00	979.44
1596 BAND FIELD TRIPS	0.00	0.00	0.00	0.00	0.00
Q FIELD TRIP FEES Totals:	4,097.98	371.71	0.00	0.00	4,469.69
R CLUB FEES					
2320 YOUTH TO YOUTH CLUB	0.00	0.00	0.00	0.00	0.00
2335 ART CLUB	225.00	0.00	0.00	0.00	225.00
2350 CHESS CLUB	0.00	0.00	0.00	0.00	0.00
2355 SPEECH CLUB	0.00	0.00	0.00	0.00	0.00
2360 DESTINATION IMAGINATION CLUB	0.00	0.00	0.00	0.00	0.00
2420 SNACK AND STITCH CLUB	70.00	37.00	0.00	0.00	107.00
R CLUB FEES Totals:	295.00	37.00	0.00	0.00	332.00

ALL Data

Current Cash Balance Report

Arranged by:
Group ID and Activity Number

51

Date: 11/01/2009 thru 11/30/2009

Activity Number and Name	Beginning Cash	Receipts	Disbursements	Adjustments	Cash Balance
S ATHLETIC FEES					
3200 ATHLETICS	6,505.00	2,140.00	0.00	0.00	8,645.00
3205 SUMMER BB CAMP	0.00	0.00	0.00	0.00	0.00
S ATHLETIC FEES Totals:	<u>6,505.00</u>	<u>2,140.00</u>	<u>0.00</u>	<u>0.00</u>	<u>8,645.00</u>
T AFTER SCHOOL PROGRAM FEES					
6594 AFTER SCHOOL PROGRAM	7,678.00	3,014.00	0.00	0.00	10,692.00
6595 AFTER SCHOOL/SUMMER SCHOOL	0.00	0.00	0.00	0.00	0.00
T AFTER SCHOOL PROGRAM FEES Totals:	<u>7,678.00</u>	<u>3,014.00</u>	<u>0.00</u>	<u>0.00</u>	<u>10,692.00</u>
Report Totals:	<u>219,060.74</u>	<u>9,601.60</u>	<u>3,620.18</u>	<u>0.00</u>	<u>225,042.16</u>

Aeresa Schuetz 12/4/09
L. Jasin 12-4-09

Current Cash Balance Report

Date: 11/01/2009 thru 11/30/2009

52 arranged by:
Group ID and Activity Number

Activity Number and Name	Beginning Cash	Receipts	Disbursements	Adjustments	Cash Balance
A GENERAL FUNDS					
100 Vending (Student)	17,649.97	0.00	0.00	0.00	17,649.97
101 Vending (Pens & Pencils)	449.81	0.00	0.00	0.00	449.81
102 Not Used	0.00	0.00	0.00	0.00	0.00
103 Not Used	0.00	0.00	0.00	0.00	0.00
104 Vending (Staff)	61.88	0.00	0.00	0.00	61.88
105 Parent Donations	329.00	0.00	264.10	0.00	64.90
110 General	7,930.36	135.57	1,842.43	0.00	6,223.50
115 Stalnaker Book Orders	0.00	0.00	0.00	0.00	0.00
120 Charvat Book Orders	0.00	0.00	0.00	0.00	0.00
125 Maust Book Orders	0.00	0.00	0.00	0.00	0.00
126 Brablec Book Orders	0.00	0.00	0.00	0.00	0.00
127 Bunnell Book Orders	0.00	0.00	0.00	0.00	0.00
128 Butler Book Orders	0.00	0.00	0.00	0.00	0.00
130 MEF Scholarship	30.33	0.00	0.00	0.00	30.33
135 Hospitality/Courtesy Fund	1,156.38	0.00	28.29	0.00	1,128.09
140 Not Used	0.00	0.00	0.00	0.00	0.00
145 Not Used	0.00	0.00	0.00	0.00	0.00
150 Not Used	0.00	0.00	0.00	0.00	0.00
A GENERAL FUNDS Totals:	27,607.73	135.57	2,134.82	0.00	25,608.48
B ATHLETICS					
200 Athletics	0.00	0.00	0.00	0.00	0.00
210 Football	-1,221.57	0.00	0.00	0.00	-1,221.57
220 Basketball	4,616.75	0.00	663.40	0.00	3,953.35
230 Volleyball	489.81	0.00	0.00	0.00	489.81
240 Wrestling	-1,585.43	0.00	0.00	0.00	-1,585.43
250 Not Used	0.00	0.00	0.00	0.00	0.00
260 Track & Field	-93.77	0.00	0.00	0.00	-93.77
B ATHLETICS Totals:	2,205.79	0.00	663.40	0.00	1,542.39
C ACADEMIC CLUBS					
300 Annual	313.80	0.00	0.00	0.00	313.80
305 Art Club	414.17	40.00	0.00	0.00	454.17
306 Chess Club	-254.53	0.00	0.00	0.00	-254.53
309 International Club	0.00	36.25	208.38	0.00	-172.13
310 Drama Club	3,066.00	664.00	265.74	0.00	3,464.26
313 Walking Club	0.00	0.00	0.00	0.00	0.00
315 Youth to Youth Club	150.81	0.00	126.44	0.00	24.37
317 FRENCH CLUB	0.00	0.00	0.00	0.00	0.00
318 MUSTANG MENTORS	-176.99	0.00	0.00	0.00	-176.99
320 SCIENCE CLUB	0.00	0.00	0.00	0.00	0.00
321 Scrapbook Club	0.00	0.00	0.00	0.00	0.00
325 SKI CLUB	0.00	0.00	0.00	0.00	0.00
330 Cross Country Club	-488.58	0.00	0.00	0.00	-488.58
335 VOLUNTEER CLUB	74.12	0.00	0.00	0.00	74.12
340 SPED CAMPING TRIP	0.00	0.00	0.00	0.00	0.00
345 Robotics & Engineering Club	0.00	0.00	0.00	0.00	0.00
350 Forensics	0.00	0.00	0.00	0.00	0.00
C ACADEMIC CLUBS Totals:	3,098.80	740.25	600.56	0.00	3,238.49
D CLUBS AND ORGANIZATIONS					
360 Stang Gang Spirit Club	92.85	0.00	0.00	0.00	92.85
400 Student Council	1,489.07	0.00	359.03	0.00	1,130.04
450 Mustang Scholar Retreat	-2,253.58	0.00	376.88	0.00	-2,630.46
D CLUBS AND ORGANIZATIONS Totals:	-671.66	0.00	735.91	0.00	-1,407.57

Current Cash Balance Report

Date: 11/01/2009 thru 11/30/2009

53 arranged by:
Group ID and Activity Number

Activity Number and Name	Beginning Cash	Receipts	Disbursements	Adjustments	Cash Balance
E SCHOOL CUSTODIAL ACCOUNTS					
500 Art Projects	347.79	57.00	0.00	0.00	404.79
501 Band Contest/Clinic	0.00	0.00	0.00	0.00	0.00
502 Swing Choir	-226.99	255.00	469.96	0.00	-441.95
503 Honor Choir	0.00	0.00	0.00	0.00	0.00
504 Jazz Band	0.00	0.00	63.73	0.00	-63.73
505 NOT USED	0.00	0.00	0.00	0.00	0.00
506 6A Field Trips	0.00	0.00	0.00	0.00	0.00
507 6B Field Trips	0.00	0.00	0.00	0.00	0.00
508 7A Field Trips	0.00	0.00	0.00	0.00	0.00
509 7B Field Trips	0.00	0.00	0.00	0.00	0.00
510 8A Field Trips	0.00	0.00	0.00	0.00	0.00
511 8B Field Trips	0.00	0.00	0.00	0.00	0.00
512 Foreign Language Trip	0.00	0.00	0.00	0.00	0.00
513 Orchestra Contest/Clinic	0.00	0.00	0.00	0.00	0.00
515 Fund Raising	31,177.50	6.00	0.00	0.00	31,183.50
520 GYM SUITS	0.00	0.00	0.00	0.00	0.00
525 Home Ec Projects	60.40	0.00	0.00	0.00	60.40
526 Honors Band	0.00	0.00	0.00	0.00	0.00
527 HAL Field Trips	-50.00	0.00	0.00	0.00	-50.00
530 Industrial Tech Projects	7,527.59	32.50	15.72	0.00	7,544.37
535 Instrument Rental	-875.00	0.00	0.00	0.00	-875.00
545 Library Activities	1,890.67	13.59	34.13	0.00	1,870.13
550 LOCK	0.00	0.00	0.00	0.00	0.00
552 MATH/SCI SAT SCHOOL	0.00	0.00	0.00	0.00	0.00
555 Outdoor Education	-10,415.25	0.00	0.00	0.00	-10,415.25
560 SITE BASE PLAN	0.00	0.00	0.00	0.00	0.00
570 Jump Start	-86.06	0.00	0.00	0.00	-86.06
E SCHOOL CUSTODIAL ACCOUNTS Totals:	29,350.65	364.09	583.54	0.00	29,131.20
F DISTRICT CUSTODIAL ACCOUNTS					
600 NOT USED	0.00	0.00	0.00	0.00	0.00
620 NOT USED	0.00	0.00	0.00	0.00	0.00
F DISTRICT CUSTODIAL ACCOUNTS Totals:	0.00	0.00	0.00	0.00	0.00
G INVESTMENTS					
700 Investments	-33,720.86	0.00	0.00	0.00	-33,720.86
710 Interest from Savings	4,913.60	0.00	0.00	0.00	4,913.60
G INVESTMENTS Totals:	-28,807.26	0.00	0.00	0.00	-28,807.26
Q FIELD TRIP FEES					
1340 RESOURCE	0.00	0.00	0.00	0.00	0.00
1400 Student Council	0.00	0.00	0.00	0.00	0.00
1506 6A Field Trips	0.00	0.00	0.00	0.00	0.00
1507 6B Field Trips	0.00	0.00	0.00	0.00	0.00
1508 7A Field Trips	0.00	0.00	0.00	0.00	0.00
1509 7B Field Trips	0.00	0.00	0.00	0.00	0.00
1510 8A Field Trips	0.00	0.00	0.00	0.00	0.00
1511 8B Field Trips	0.00	0.00	0.00	0.00	0.00
1512 Foreign Language Trip	0.00	0.00	0.00	0.00	0.00
1527 HAL Field Trip	6.00	0.00	0.00	0.00	6.00
1555 Outdoor Education	11,160.00	0.00	0.00	0.00	11,160.00
1570 Jump Start	1,450.00	0.00	0.00	0.00	1,450.00
Q FIELD TRIP FEES Totals:	12,616.00	0.00	0.00	0.00	12,616.00

Current Cash Balance Report

Date: 11/01/2009 thru 11/30/2009

54 arranged by:
Group ID and Activity Number

Activity Number and Name	Beginning Cash	Receipts	Disbursements	Adjustments	Cash Balance
R CLUB FEES					
2305 Art Club	690.00	40.00	0.00	0.00	730.00
2306 Chess Club	144.00	6.00	0.00	0.00	150.00
2310 Drama Club	160.00	5.00	0.00	0.00	165.00
2313 WALKING CLUB	0.00	0.00	0.00	0.00	0.00
2315 Youth to Youth	147.00	0.00	0.00	0.00	147.00
2321 Scrapbook Club	0.00	0.00	0.00	0.00	0.00
2330 Cross Country Club	180.00	0.00	0.00	0.00	180.00
2345 Robotics & Engineering Club	0.00	0.00	0.00	0.00	0.00
2350 Forensics	0.00	0.00	0.00	0.00	0.00
2360 Stang Gang Spirit Club	0.00	0.00	0.00	0.00	0.00
2504 Jazz Band	63.00	3.00	0.00	0.00	66.00
2513 Orchestra Contest/Clinic	0.00	0.00	0.00	0.00	0.00
2526 Honors Band	0.00	0.00	0.00	0.00	0.00
2535 Instrument Rental	910.00	0.00	0.00	0.00	910.00
R CLUB FEES Totals:	2,294.00	54.00	0.00	0.00	2,348.00
S ATHLETIC FEES					
3010 Football	2,345.00	0.00	0.00	0.00	2,345.00
3020 Basketball	905.00	1,895.00	0.00	0.00	2,800.00
3030 Volleyball	1,935.00	0.00	0.00	0.00	1,935.00
3040 Wrestling	0.00	0.00	0.00	0.00	0.00
3060 Track & Field	0.00	0.00	0.00	0.00	0.00
S ATHLETIC FEES Totals:	5,185.00	1,895.00	0.00	0.00	7,080.00
T AFTER SCHOOL PROGRAM FEES					
4500 Mustang Scholar Retreat	26,480.00	5,500.00	0.00	0.00	31,980.00
T AFTER SCHOOL PROGRAM FEES Totals:	26,480.00	5,500.00	0.00	0.00	31,980.00
Report Totals:	79,359.05	8,688.91	4,718.23	0.00	83,329.73

*Joanille's
Principal*

*Ann Bartholomew
Bookkeeper*

Current Cash Balance Report

Date: 11/01/2009 thru 11/30/2009

55

Activity Number and Name	Beginning Cash	Receipts	Disbursements	Adjustments	Cash Balance
A ACTIVITY GENERAL FUND					
100 Vending - Student	570.35	20.00	0.00	0.00	590.35
101 Coffee & Water Machines	60.55	20.00	148.45	0.00	-67.90
102 Building Beautification	2,457.22	0.00	0.00	0.00	2,457.22
103 Vending machines-staff	244.98	0.00	0.00	0.00	244.98
110 General	567.95	329.00	567.32	0.00	329.63
150 Sweatshirt Sales	2,415.03	75.05	0.00	0.00	2,490.08
A ACTIVITY GENERAL FUND Totals:	6,316.08	444.05	715.77	0.00	6,044.36
B ATHLETICS/ACTIVITIES					
201 Athletics	-1,670.03	0.00	584.68	0.00	-2,254.71
202 Athletics Assistance from Rotary	578.50	0.00	0.00	0.00	578.50
B ATHLETICS/ACTIVITIES Totals:	-1,091.53	0.00	584.68	0.00	-1,676.21
C ACADEMIC CLUBS					
301 Yearbook	35,927.40	30.00	5,211.13	0.00	30,746.27
C ACADEMIC CLUBS Totals:	35,927.40	30.00	5,211.13	0.00	30,746.27
D CLUBS AND ORGANIZATIONS					
401 Art Club	81.87	0.00	0.00	0.00	81.87
409 Craft Club	0.00	0.00	0.00	0.00	0.00
410 Student Council	4,872.30	0.00	307.02	0.00	4,565.28
411 Youth to Youth	1,579.56	0.00	0.00	0.00	1,579.56
412 Writing Club	0.00	0.00	0.00	0.00	0.00
413 Wits Clash/Knowledge Masters	-0.98	0.00	0.00	0.00	-0.98
420 Japanese Club	48.22	0.00	0.00	0.00	48.22
430 Sister Cities Club	102.28	0.00	11.33	0.00	90.95
501 TASC	-719.40	0.00	193.48	0.00	-912.88
D CLUBS AND ORGANIZATIONS Totals:	5,963.85	0.00	511.83	0.00	5,452.02
E ADMIN CUSTODIAL ACCOUNTS					
601 Employee Hospitality	963.52	0.00	167.89	0.00	795.63
603 Gym Fees	636.75	0.00	0.00	0.00	636.75
604 Art	141.46	0.00	0.00	0.00	141.46
605 Book Fines	10,496.05	0.00	0.00	0.00	10,496.05
606 Library	644.50	21.19	0.00	0.00	665.69
610 8th Grade Farewell	1,451.34	0.00	0.00	0.00	1,451.34
618 Counseling	2.70	798.00	719.84	0.00	80.86
E ADMIN CUSTODIAL ACCOUNTS Totals:	14,336.32	819.19	887.73	0.00	14,267.78
F ACADEMIC CUSTODIAL ACCOUNTS					
701 HAL	264.91	19.05	0.00	0.00	283.96
702 Industrial Technology	584.35	600.50	75.00	0.00	1,109.85
703 Home Economics	601.21	528.55	0.00	0.00	1,129.76
704 TEAM 6A	207.77	0.00	0.00	0.00	207.77
705 TEAM 6B	300.00	0.00	0.00	0.00	300.00
706 TEAM 7A	297.00	0.00	0.00	0.00	297.00
707 TEAM 7B	133.75	0.00	0.00	0.00	133.75
708 TEAM 8A	277.52	0.00	0.00	0.00	277.52
709 TEAM 8B	307.50	0.00	0.00	0.00	307.50
710 TEAM 7C	116.00	0.00	0.00	0.00	116.00
711 TEAM 6C	122.50	0.00	0.00	0.00	122.50
712 TEAM 8C	74.88	0.00	0.00	0.00	74.88
713 Field Trips - balance from prior years	941.69	0.00	0.00	0.00	941.69
714 6th grade field trips/team days	-1,782.02	0.00	0.00	0.00	-1,782.02
715 7th grade field trips/team days	0.00	0.00	0.00	0.00	0.00
716 8th grade field trips/team days	-3,740.40	0.00	0.00	0.00	-3,740.40
717 Exploratory Teams	16.43	0.00	0.00	0.00	16.43

Current Cash Balance Report

ALL Data

Date: 11/01/2009 thru 11/30/2009

Arranged by:
Group ID and Activity Number

56

Activity Number and Name	Beginning Cash	Receipts	Disbursements	Adjustments	Cash Balance
719 Music	12.91	0.00	0.00	0.00	12.91
720 Orchestra	0.00	0.00	0.00	0.00	0.00
722 Music field trips	1.00	0.00	0.00	0.00	1.00
723 Orchestra field trips	0.00	0.00	0.00	0.00	0.00
725 HAL Field trips	-387.86	0.00	0.00	0.00	-387.86
728 Jump Start Program	0.00	0.00	0.00	0.00	0.00
F ACADEMIC CUSTODIAL ACCOUNTS Totals:	-1,650.86	1,148.10	75.00	0.00	-577.76
H INVESTMENTS					
905 Interest on checking	3,153.70	21.62	0.00	0.00	3,175.32
H INVESTMENTS Totals:	3,153.70	21.62	0.00	0.00	3,175.32
I FUNDRAISERS					
1000 Parent Donations	2,640.00	0.00	0.00	0.00	2,640.00
1002 MAGAZINE SALES	4,648.56	111.29	1,140.24	0.00	3,619.61
1003 Entertainment Books	2,326.58	245.00	137.17	0.00	2,434.41
1004 J.C. Penney	0.00	0.00	0.00	0.00	0.00
1005 Target Donations	0.00	0.00	0.00	0.00	0.00
1006 Donations	6,999.32	0.00	0.00	0.00	6,999.32
1010 Coffee Fundraiser	0.00	0.00	0.00	0.00	0.00
I FUNDRAISERS Totals:	16,614.46	356.29	1,277.41	0.00	15,693.34
Q Student Fees					
1205 6A field trips/team days	1,171.00	983.50	0.00	0.00	2,154.50
1210 6B Field trips/team day	0.00	1,142.50	0.00	0.00	1,142.50
1211 6C field trips/team days	598.00	483.00	0.00	0.00	1,081.00
1215 7A Field trips/team day	0.00	0.00	0.00	0.00	0.00
1220 7B Field trips/team day	0.00	0.00	0.00	0.00	0.00
1225 7C Field trips/team days	0.00	0.00	0.00	0.00	0.00
1230 8A Field trips/team days	1,680.00	0.00	0.00	0.00	1,680.00
1235 8B Field trip/team days	1,416.00	0.00	0.00	0.00	1,416.00
1240 8C Field trips/team days	585.00	0.00	0.00	0.00	585.00
1245 Foreign Language Field Trips	0.00	0.00	0.00	0.00	0.00
1246 Sister Cities Club Field Trips	0.00	0.00	0.00	0.00	0.00
1260 HAL Field Trips	360.15	0.00	0.00	0.00	360.15
1280 Jump Start	0.00	0.00	0.00	0.00	0.00
Q Student Fees Totals:	5,810.15	2,609.00	0.00	0.00	8,419.15
R Clubs/Activities					
2409 Craft Club Fees	5.00	0.00	0.00	0.00	5.00
R Clubs/Activities Totals:	5.00	0.00	0.00	0.00	5.00
S Athletic Fees					
3201 Athletics	6,493.00	80.00	0.00	0.00	6,573.00
S Athletic Fees Totals:	6,493.00	80.00	0.00	0.00	6,573.00
T After School Program Fees					
2501 TASC	12,338.00	2,396.00	0.00	0.00	14,734.00
T After School Program Fees Totals:	12,338.00	2,396.00	0.00	0.00	14,734.00
Z UNUSED ACCOUNTS					
104 Freedom Shrine Donations	0.00	0.00	0.00	0.00	0.00
105 Dummy Account	0.00	0.00	0.00	0.00	0.00
149 Discretionary Spending	0.00	0.00	0.00	0.00	0.00
203 Concert Supervision	0.00	0.00	0.00	0.00	0.00
302 Swing/Girls' Choir	0.00	0.00	0.00	0.00	0.00
303 Jazz Band	0.00	0.00	0.00	0.00	0.00
402 Chess Club	0.00	0.00	0.00	0.00	0.00
403 Computer Club	0.00	0.00	0.00	0.00	0.00
404 Drama Club	0.00	0.00	0.00	0.00	0.00

Current Cash Balance Report

Date: 11/01/2009 thru 11/30/2009

57

Activity Number and Name	Beginning Cash	Receipts	Disbursements	Adjustments	Cash Balance
405 Environmental Club	0.00	0.00	0.00	0.00	0.00
406 Golf Club	0.00	0.00	0.00	0.00	0.00
407 Student Newspaper	0.00	0.00	0.00	0.00	0.00
408 Science Club	0.00	0.00	0.00	0.00	0.00
414 Ski Club	0.00	0.00	0.00	0.00	0.00
415 Photography Club	0.00	0.00	0.00	0.00	0.00
416 Literary Club	0.00	0.00	0.00	0.00	0.00
417 Summer Opportunities	0.00	0.00	0.00	0.00	0.00
418 Spirit Club	0.00	0.00	0.00	0.00	0.00
419 Engineering Club	0.00	0.00	0.00	0.00	0.00
421 Dulcimer Club	0.00	0.00	0.00	0.00	0.00
607 Parent Pack Organization	0.00	0.00	0.00	0.00	0.00
608 Leadership Workshop	0.00	0.00	0.00	0.00	0.00
609 Parent Pack Resource	0.00	0.00	0.00	0.00	0.00
611 Directory Advertisements	0.00	0.00	0.00	0.00	0.00
612 Peer Tutor/Learning Center	0.00	0.00	0.00	0.00	0.00
718 Packtime	0.00	0.00	0.00	0.00	0.00
721 Band	0.00	0.00	0.00	0.00	0.00
724 Band field trips	0.00	0.00	0.00	0.00	0.00
726 Foreign Language Field Trips	0.00	0.00	0.00	0.00	0.00
727 Youth to Youth Field Trips	0.00	0.00	0.00	0.00	0.00
729 Summer School	0.00	0.00	0.00	0.00	0.00
800 Reimbursement account	0.00	0.00	0.00	0.00	0.00
801 Convention	0.00	0.00	0.00	0.00	0.00
802 Other District Custodial	0.00	0.00	0.00	0.00	0.00
1001 Auction	0.00	0.00	0.00	0.00	0.00
1007 Commercial Federal Donation	0.00	0.00	0.00	0.00	0.00
1008 Bemis Art Project	0.00	0.00	0.00	0.00	0.00
1009 Russell Night at Moe's	0.00	0.00	0.00	0.00	0.00
1100 PACKTime 6th grade	0.00	0.00	0.00	0.00	0.00
1102 PACKTime 7th grade	0.00	0.00	0.00	0.00	0.00
1103 PACKTime 8th grade	0.00	0.00	0.00	0.00	0.00
1250 Vocal Music Field Trips	0.00	0.00	0.00	0.00	0.00
1255 Orchestra Field Trips	0.00	0.00	0.00	0.00	0.00
1265 Band Field Trips	0.00	0.00	0.00	0.00	0.00
1270 Journalism Field Trips	0.00	0.00	0.00	0.00	0.00
1275 Student Council Field Trips	0.00	0.00	0.00	0.00	0.00
1281 Youth to Youth Field Trips	0.00	0.00	0.00	0.00	0.00
1285 Summer School	0.00	0.00	0.00	0.00	0.00
2401 Art Club	0.00	0.00	0.00	0.00	0.00
2402 Chess Club	0.00	0.00	0.00	0.00	0.00
2420 Japanese Club	0.00	0.00	0.00	0.00	0.00
Z UNUSED ACCOUNTS Totals:	0.00	0.00	0.00	0.00	0.00
Report Totals:	104,215.57	7,904.25	9,263.55	0.00	102,856.27

Principal signature

Date 11/10/09

Administrative Assistant signature

Current Cash Balance Report

Date: 11/01/2009 thru 11/30/2009

Group ID and Activity Number

Activity Number and Name	Beginning Cash	Receipts	Disbursements	Adjustments	Cash Balance
A ACTIVITY GENERAL					
100 PRIOR YEARS VENDING	139,456.64	0.00	905.73	0.00	138,550.91
105 MUSTANG MANIA GRANTS	4,936.50	6,774.08	920.91	0.00	10,789.67
110 GENERAL	11,960.80	83.08	458.03	0.00	11,585.85
115 MIT	53.88	0.00	0.00	0.00	53.88
120 ACTIVITIES SUPPORT	0.00	0.00	0.00	0.00	0.00
146 COKE/FOOD SERVICE	0.00	0.00	0.00	0.00	0.00
170 INTEREST OF CD'S	114,957.20	0.00	0.00	0.00	114,957.20
180 INTEREST ON CHECKING ACCOUNT	2,341.90	11.29	474.00	0.00	1,879.19
185 INTEREST ON MM FUND	27,021.10	64.52	0.00	0.00	27,085.62
190 MN SITE IMPROVEMENTS	419.53	0.00	0.00	0.00	419.53
225 MIGHTY MASCOT	259.71	0.00	0.00	0.00	259.71
A ACTIVITY GENERAL Totals:	301,407.26	6,932.97	2,758.67	0.00	305,581.56
B ATHLETICS/ACTIVITIES					
199 ATHLETIC GATE RECEIPTS	49,066.35	7,689.00	4,018.11	0.00	52,737.24
200 ACTIVITIES TRANSPORTATION	-12,770.92	160.00	2,710.83	0.00	-15,321.75
201 CONCESSIONS	7,694.02	2,515.31	7,331.61	-4,227.00	-1,349.28
202 ATHLETICS	56,302.55	1,275.07	1,021.10	0.00	56,556.52
203 SPORT FEES	-180.00	0.00	0.00	0.00	-180.00
204 ACTIVITY TICKETS	19,025.00	0.00	0.00	0.00	19,025.00
205 ATHLETIC CLOTHING	-4,611.54	0.00	58.00	0.00	-4,669.54
206 BASEBALL	-9,083.73	0.00	0.00	0.00	-9,083.73
207 BASKETBALL-BOYS	0.00	0.00	100.00	0.00	-100.00
208 BASKETBALL - GIRLS	0.00	0.00	0.00	0.00	0.00
209 CROSS COUNTRY	-678.61	0.00	73.75	0.00	-752.36
211 FOOTBALL	-1,992.31	0.00	-26.95	0.00	-1,965.36
212 GOLF	-1,278.74	0.00	576.00	0.00	-1,854.74
213 SOCCER - BOYS	0.00	0.00	0.00	0.00	0.00
214 SOCCER - GIRLS	-95.00	0.00	0.00	0.00	-95.00
216 SOFTBALL	-1,232.55	0.00	0.00	0.00	-1,232.55
217 SWIMMING	-8,041.45	0.00	0.00	0.00	-8,041.45
218 TENNIS	-288.04	0.00	168.00	0.00	-456.04
219 TRACK - BOYS	0.00	0.00	370.00	0.00	-370.00
220 ENTRY FEES	3,465.00	260.17	80.00	0.00	3,645.17
221 TRACK - GIRLS	0.00	0.00	400.00	0.00	-400.00
222 VOLLEYBALL	-4,270.81	0.00	0.00	0.00	-4,270.81
223 WRESTLING	-30.00	0.00	385.00	0.00	-415.00
224 ATHLETIC TRAINING	0.00	0.00	1,977.12	0.00	-1,977.12
226 CHEERLEADING	0.00	0.00	254.10	0.00	-254.10
227 DANCE TEAM	-2,032.00	0.00	1,200.00	0.00	-3,232.00
228 FUTURE IMPROVEMENTS	6,458.33	0.00	0.00	0.00	6,458.33
230 OFFICIALS	-13,453.89	0.00	2,113.06	0.00	-15,566.95
235 DEBATE TRANSPORTATION	0.00	0.00	491.21	0.00	-491.21
240 FORENSIC TRANSPORTATION	0.00	0.00	2,824.20	0.00	-2,824.20
250 BAND/ORCHESTRA TRANSPORTATION	-9,493.84	0.00	1,031.95	0.00	-10,525.79
260 CHORAL TRANSPORTATION	0.00	0.00	126.44	0.00	-126.44
B ATHLETICS/ACTIVITIES Totals:	72,477.82	11,899.55	27,283.53	-4,227.00	52,866.84
C ACADEMIC CLUBS					
301 DECA	-11,052.00	0.00	8,259.00	0.00	-19,311.00
302 FRENCH CLUB	810.92	0.00	0.00	0.00	810.92
303 LATIN CLUB	351.67	865.00	0.00	500.00	1,716.67
305 SPANISH CLUB	618.11	452.02	66.85	0.00	1,003.28

Current Cash Balance Report

Date: 11/01/2009 thru 11/30/2009

Group ID and Activity Number

Activity Number and Name	Beginning Cash	Receipts	Disbursements	Adjustments	Cash Balance
306 PRIOR YRS YEARBOOK	2,322.00	0.00	0.00	0.00	2,322.00
307 GERMAN CLUB	10.75	878.00	518.40	0.00	370.35
308 YEARBOOK/STAMPEDE	16,943.11	6,280.00	0.00	0.00	23,223.11
309 NEWSPAPER/HOOFBEAT	3,699.85	115.00	50.00	0.00	3,764.85
311 ASTRONOMY CLUB	99.65	0.00	0.00	0.00	99.65
314 HISTORY CLUB	1,800.79	0.00	0.00	500.00	2,300.79
315 SPIRIT SHOP	19,510.13	1,490.79	4,137.76	0.00	16,863.16
316 FCCLA	7,798.78	560.00	2,765.56	0.00	5,593.22
317 MATH CLUB	-1.18	0.00	0.00	0.00	-1.18
318 CHEMISTRY CLUB	68.50	0.00	0.00	0.00	68.50
325 VIA	1,472.64	0.00	0.00	0.00	1,472.64
515 JAPANESE CLUB	0.00	0.00	0.00	0.00	0.00
524 MULTI-CAT	436.65	0.00	0.00	0.00	436.65
614 BROADCAST CLUB	0.00	0.00	0.00	0.00	0.00
615 VICA/SKILLS USA	5,838.17	50.00	1,327.34	1,300.00	5,860.83
C ACADEMIC CLUBS Totals:	50,728.54	10,690.81	17,124.91	2,300.00	46,594.44
D CLUBS AND ORGANIZATIONS					
310 VARSITY/JV CHEER FUNDRAISER	223.25	0.00	0.00	0.00	223.25
402 CHEER/DANCE UNIFORMS	-577.21	0.00	165.40	0.00	-742.61
406 DANCE TEAM FUNDRAISER	1,627.57	0.00	690.60	0.00	936.97
407 BASEBALL FR	2,827.98	0.00	0.00	0.00	2,827.98
408 INTERNATIONAL THESPIANS	0.00	0.00	990.00	0.00	-990.00
409 CHESS CLUB	998.83	0.00	0.00	0.00	998.83
410 CROSS COUNTRY FR	-255.57	0.00	0.00	0.00	-255.57
411 FOOTBALL FR	1,632.26	0.00	62.91	0.00	1,569.35
412 BOYS TRACK FR	240.13	0.00	0.00	0.00	240.13
414 GIRLS GOLF FR	951.33	0.00	0.00	0.00	951.33
417 BOYS SOCCER FR	93.82	0.00	0.00	0.00	93.82
418 GIRLS SWIM	57.42	0.00	0.00	0.00	57.42
419 SOFTBALL FR	830.69	0.00	0.00	0.00	830.69
420 SWIM FR	1,958.49	0.00	0.00	0.00	1,958.49
421 TENNIS FR	0.00	0.00	0.00	0.00	0.00
422 GIRLS TRACK FR	3,291.43	0.00	0.00	0.00	3,291.43
423 VOLLEYBALL FUNDRAISER	3,903.87	0.00	0.00	0.00	3,903.87
424 BOYS SWIM	206.74	0.00	0.00	0.00	206.74
425 LITERARY MAGAZINE	1,396.18	0.00	0.00	500.00	1,896.18
426 BAND	9,104.94	0.00	191.06	0.00	8,913.88
427 FLAGS	1,193.89	0.00	0.00	0.00	1,193.89
429 AMNESTY INTERNATIONAL	679.82	194.56	81.88	0.00	792.50
430 SHOW CHOIR	2,973.19	5,953.50	6,476.22	0.00	2,450.47
431 ORCHESTRA	674.03	1,028.00	631.90	1,100.00	2,170.13
432 STUDENT COUNCIL	28,911.40	0.00	215.67	0.00	28,695.73
434 JUNIOR CLASS BOARD	17,049.70	0.00	0.00	0.00	17,049.70
435 SENIOR CLASS BOARD	4,008.29	0.00	0.00	0.00	4,008.29
437 NATIONAL HONOR SOCIETY	6,290.51	2,264.19	577.49	0.00	7,977.21
439 DEVELOPMENTAL ASSETS	448.62	157.52	267.00	0.00	339.14
440 MUSTANG MENTOR	1,480.89	0.00	0.00	0.00	1,480.89
441 DIVERSITY CLUB/STEP UP	0.00	0.00	0.00	327.00	327.00
444 INTRAMURAL SOCCER	-59.75	0.00	0.00	0.00	-59.75
450 INTRAMURALS BASKETBALL	77.25	0.00	0.00	0.00	77.25
451 INTRAMURAL VOLLEYBALL	3.00	0.00	0.00	0.00	3.00
456 BOYS GOLF F/R	821.47	0.00	0.00	0.00	821.47

Current Cash Balance Report

Date: 11/01/2009 thru 11/30/2009

Group ID and Activity Number

Activity Number and Name	Beginning Cash	Receipts	Disbursements	Adjustments	Cash Balance
459 BOYS BASKETBALL CAMP	1,273.21	0.00	946.58	0.00	326.63
466 WRESTLING FUNDRAISER	644.86	0.00	135.00	0.00	509.86
480 BAND TRIP	0.00	0.00	0.00	0.00	0.00
500 NFL ACCOUNT	2,994.58	6,247.65	2,921.52	0.00	6,320.71
520 GIRLS BASKETBALL CAMP	1,960.98	0.00	0.00	0.00	1,960.98
600 GIRLS SOCCER F/R	536.64	0.00	0.00	0.00	536.64
D CLUBS AND ORGANIZATIONS Totals:	100,474.73	15,845.42	14,353.23	1,927.00	103,893.92
E ADMIN CUSTODIAL ACCOUNTS					
601 COURTESY	3,497.66	15.00	176.56	0.00	3,336.10
602 CAREER DEVELOPMENT	155.99	0.00	0.00	0.00	155.99
603 PARKING STICKERS	17,659.82	660.00	3,425.14	0.00	14,894.68
605 FIELDTRIPS	-7,384.91	396.99	1,545.65	0.00	-8,533.57
606 AFTER PROM	4.31	0.00	0.00	0.00	4.31
607 ART	1,778.60	0.00	21.63	0.00	1,756.97
608 GYM FEES	7,660.12	0.00	0.00	0.00	7,660.12
609 ART/SCHIMENTI	173.96	0.00	0.00	0.00	173.96
610 BOOK FINES & OTHER UNPAID OBLIGATIONS	14,354.23	8.00	864.78	0.00	13,497.45
611 INDUSTRIAL TECH	329.83	269.25	16.47	0.00	582.61
612 STAFF VENDING	341.22	0.00	69.42	0.00	271.80
613 LIBRARY	908.69	73.95	60.00	0.00	922.64
616 TRANSCRIPT FEES	3,061.83	0.00	0.00	0.00	3,061.83
617 POOL	2,282.99	1,000.00	94.89	0.00	3,188.10
621 PE FIELDTRIPS	0.00	0.00	239.10	0.00	-239.10
625 AP EXAMS	15,051.01	500.00	0.00	0.00	15,551.01
629 IB	1,249.34	0.00	50.57	0.00	1,198.77
630 IB FUND-RAISING	0.00	135.06	0.00	0.00	135.06
631 PSAT EXAM	0.00	0.00	2,542.05	0.00	-2,542.05
675 SALBERG FIELDTRIPS	-396.06	0.00	0.00	0.00	-396.06
680 OTT FIELDTRIPS	-133.88	0.00	420.22	0.00	-554.10
E ADMIN CUSTODIAL ACCOUNTS Totals:	60,594.75	3,058.25	9,526.48	0.00	54,126.52
F ACADEMIC CUSTODIAL ACCOUNTS					
300 DEBATE	289.17	0.00	45.00	0.00	244.17
321 DRAMA	1,492.54	1,996.75	1,349.60	0.00	2,139.69
622 SPEECH	0.00	0.00	0.00	0.00	0.00
701 MANTARO/GRANT	0.00	0.00	0.00	0.00	0.00
750 FCS	314.33	26.00	38.69	0.00	301.64
751 ALEKS MATH PROGRAM	66.83	0.00	0.00	0.00	66.83
755 SENIOR CLASS ACTIVITIES	30,115.35	0.00	5,030.04	0.00	25,085.31
770 ADVERTISING	8,671.08	0.00	6,302.00	0.00	2,369.08
F ACADEMIC CUSTODIAL ACCOUNTS Totals:	40,949.30	2,022.75	12,765.33	0.00	30,206.72
G DISTRICT CUSTODIAL ACCOUNTS					
872 LEADERS SCHOLARSHIP	701.31	0.00	0.00	0.00	701.31
G DISTRICT CUSTODIAL ACCOUNTS Totals:	701.31	0.00	0.00	0.00	701.31
Q EXTRACURRICULAR					
1000 FIELDTRIPS	1,312.00	459.00	0.00	0.00	1,771.00
1002 PE FIELDTRIPS	0.00	219.00	0.00	0.00	219.00
1005 BAND TRIP	0.00	0.00	0.00	0.00	0.00
1010 DC TRIP	6,699.00	0.00	0.00	0.00	6,699.00
1200 SCIENCE FIELDTRIP	0.00	0.00	0.00	0.00	0.00
1300 DEBATE NATIONALS	0.00	0.00	0.00	0.00	0.00
1301 DECA	9,085.00	6,614.00	0.00	0.00	15,699.00
1302 FRENCH CLUB	0.00	0.00	0.00	0.00	0.00

Current Cash Balance Report

Date: 11/01/2009 thru 11/30/2009

Group ID and Activity Number

Activity Number and Name	Beginning Cash	Receipts	Disbursements	Adjustments	Cash Balance
1303 LATIN CLUB	0.00	0.00	0.00	0.00	0.00
1305 SPANISH CLUB	0.00	0.00	0.00	0.00	0.00
1307 GERMAN CLUB	0.00	0.00	0.00	0.00	0.00
1314 HISTORY CLUB TRIP	900.00	1,350.00	0.00	0.00	2,250.00
1316 FCCLA	400.00	0.00	0.00	0.00	400.00
1408 THESPIAN/DRAMA CLUB	510.00	449.00	0.00	0.00	959.00
1430 CHORAL TRIP	0.00	0.00	0.00	0.00	0.00
1431 ORCHESTRA TRIP	0.00	0.00	0.00	0.00	0.00
1450 INTRAMURALS	0.00	0.00	0.00	0.00	0.00
1515 JAPANESE CLUB	0.00	0.00	0.00	0.00	0.00
1615 VICA/SKILLS USA	630.00	35.00	0.00	0.00	665.00
1622 FORENSIC NATIONALS	0.00	475.00	0.00	0.00	475.00
1675 SALBERG FIELDTRIPS	526.00	437.00	0.00	0.00	963.00
1680 OTT FIELDTRIPS	600.25	0.00	0.00	0.00	600.25
2000 MUSIC ALLSTATE FEES	1,590.00	0.00	0.00	0.00	1,590.00
2005 CHEER/DANCE CAMP	0.00	0.00	0.00	0.00	0.00
4230 SUBS FOR FIELDTRIPS	0.00	0.00	0.00	0.00	0.00
5000 SPORTS PARTICIPATION FEE	47,870.00	1,610.00	0.00	0.00	49,480.00
5230 ONE ACT PARTICIPATION FEE	0.00	0.00	0.00	0.00	0.00
5235 DEBATE PARTICIPATION FEE	0.00	0.00	0.00	0.00	0.00
5240 FORENSIC PARTICIPATION FEE	0.00	0.00	0.00	0.00	0.00
5260 CHORAL PARTICIPATION FEE	0.00	0.00	0.00	0.00	0.00
Q EXTRACURRICULAR Totals:	70,122.25	11,648.00	0.00	0.00	81,770.25
R POST SECONDARY EDUCATION					
6625 AP EXAM FEES	0.00	0.00	0.00	0.00	0.00
6629 IB EXAM FEES	23,849.00	3,024.00	0.00	0.00	26,873.00
6631 PSAT EXAM	3,500.00	0.00	0.00	0.00	3,500.00
R POST SECONDARY EDUCATION Totals:	27,349.00	3,024.00	0.00	0.00	30,373.00
S BANKING					
999 STARTING CASH	-1,700.00	1,300.00	0.00	0.00	-400.00
S BANKING Totals:	-1,700.00	1,300.00	0.00	0.00	-400.00
Z INVESTMENTS					
900 CERTIFICATES OF DEPOSITS	-312,005.34	0.00	0.00	0.00	-312,005.34
905 MONEY MARKET FUND	-156,979.26	0.00	64.52	0.00	-157,043.78
Z INVESTMENTS Totals:	-468,984.60	0.00	64.52	0.00	-469,049.12
Report Totals:	254,120.36	66,421.75	83,876.67	0.00	236,665.44

Current Cash Balance Report

Date 11/02/2009 thru 11/30/2009

Activity Number and Name	Beginning Cash	Receipts	Disbursements	Adjustments	Cash Balance
A GENERAL ACCOUNT EXPENSES					
109 Public Relations	-241.62	0.00	183.83	0.00	-425.45
115 General Account	-4,275.52	0.00	0.00	0.00	-4,275.52
117 Damage and Loss Property	-35.90	20.00	0.00	0.00	-15.90
120 Extracurr Transportation	-9,641.45	0.00	2,930.94	0.00	-12,572.39
121 Athletic Transportation	-10,936.40	0.00	2,897.10	0.00	-13,833.50
140 Technology	0.00	0.00	0.00	0.00	0.00
142 Equipment Replacement / Repair	0.00	0.00	0.00	0.00	0.00
143 Building Maintenance	-165.00	0.00	55.00	0.00	-220.00
144 Pride Time	0.00	0.00	0.00	0.00	0.00
146 Academic Awards	0.00	0.00	0.00	0.00	0.00
147 Activity Support/Projects	-1,508.30	0.00	50.40	0.00	-1,558.70
148 Teachers Grants/Awards	1,000.00	0.00	0.00	0.00	1,000.00
151 Personnel Support	-4,727.64	0.00	400.42	0.00	-5,128.06
166 Wellness	876.55	12.00	244.56	0.00	643.99
199 Miscellaneous Bank Charges	-1,116.62	0.00	377.36	0.00	-1,493.98
A GENERAL ACCOUNT EXPENSES Totals:	-30,771.90	32.00	7,139.61	0.00	-37,879.51
B GENERAL ACCOUNT REVENUE					
100 Vending Machines-Coca-Cola	0.00	0.00	0.00	0.00	0.00
104 Staff Coke Fund	-603.60	0.00	0.00	0.00	-603.60
105 Sanitary Machines	216.50	32.25	0.00	0.00	248.75
152 Other Revenue	23,435.49	180.00	1,040.80	0.00	22,574.69
153 Graduation Revenue	0.00	0.00	0.00	0.00	0.00
155 PAYBAC Partners	862.76	0.00	0.00	0.00	862.76
158 Capital Outlay	55,992.12	0.00	0.00	0.00	55,992.12
190 Misc. Bank Credit Adjustments	0.00	0.00	0.00	0.00	0.00
901 Interest on Bus IMM	0.00	0.00	0.00	0.00	0.00
902 Interest on Business Checking	0.00	0.00	0.00	0.00	0.00
B GENERAL ACCOUNT REVENUE Totals:	79,903.27	212.25	1,040.80	0.00	79,074.72
C ATHLETICS					
201 Concessions	5,501.36	9,471.32	608.44	-600.00	13,764.24
202 Athletics	-11,113.45	3,108.95	127.22	0.00	-8,131.72
203 Athletic Gate Receipts	43,654.05	3,320.00	0.00	0.00	46,974.05
204 Athletic Clothing	0.00	0.00	0.00	0.00	0.00
206 Athletic Tickets	14,455.00	0.00	0.00	0.00	14,455.00
207 Participation Fee	0.00	0.00	0.00	0.00	0.00
208 Sport Facility Use	0.00	0.00	0.00	0.00	0.00
210 Athletic Capital Outlay	265,414.94	0.00	0.00	0.00	265,414.94
211 Activities	-90.00	0.00	0.00	0.00	-90.00
212 Athletic Fundraisers	0.00	0.00	0.00	0.00	0.00
213 Summer Clinics	20.00	0.00	0.00	0.00	20.00
214 Little Dribblers	3.21	0.00	0.00	0.00	3.21
216 Strength and Conditioning	-759.00	0.00	55.00	0.00	-814.00
220 Football	-8,306.07	60.00	0.00	0.00	-8,246.07
221 Volleyball	-5,704.87	1,265.39	247.14	0.00	-4,686.62
222 Softball	-2,823.42	0.00	0.00	0.00	-2,823.42
223 Tennis (Boys)	-913.14	0.00	363.00	0.00	-1,276.14
224 Tennis (Girls)	-658.13	0.00	0.00	0.00	-658.13
225 Golf (Boys)	-1,365.15	0.00	0.00	0.00	-1,365.15
226 Golf (Girls)	-1,175.18	180.00	0.00	0.00	-995.18
227 Wrestling	-1,312.14	0.00	130.00	0.00	-1,442.14
228 Soccer (Boys)	-2,145.27	0.00	869.50	0.00	-3,014.77

Current Cash Balance Report

Date: 11/02/2009 thru 11/30/2009

Activity Number and Name	Beginning Cash	Receipts	Disbursements	Adjustments	Cash Balance
229 Soccer (Girls)	-3,578.43	0.00	869.50	0.00	-4,447.93
230 Baseball	243.54	25.00	0.00	0.00	268.54
231 Cross Country (Boys)	-156.57	0.00	0.00	0.00	-156.57
232 Basketball (Boys)	-214.28	0.00	0.00	0.00	-214.28
233 Track (Boys)	-1,117.83	250.00	2,633.83	0.00	-3,501.66
234 Swimming (Boys)	-381.00	462.25	1,396.66	0.00	-1,315.41
235 NSAA Competitions	-258.56	36,172.92	26,828.32	0.00	9,086.04
240 Athletic Training	-249.91	0.00	0.00	0.00	-249.91
241 Cross Country (Girls)	-136.56	0.00	0.00	0.00	-136.56
242 Basketball (Girls)	-117.61	0.00	2,681.49	0.00	-2,799.10
243 Track (Girls)	-428.12	250.00	2,593.14	0.00	-2,771.26
244 Swimming (Girls)	-381.00	462.25	1,908.68	0.00	-1,827.43
915 Interest-Athletic Activity MM	0.00	0.00	0.00	0.00	0.00
2200 Summer Football	1,160.73	40.00	0.00	0.00	1,200.73
2221 Summer Volleyball	3,337.19	0.00	0.00	0.00	3,337.19
2222 Summer Softball	2,159.94	0.00	0.00	0.00	2,159.94
2228 Summer Boys Soccer	43.87	0.00	0.00	0.00	43.87
2229 Summer Girls Soccer	128.71	0.00	0.00	0.00	128.71
2230 Summer Baseball	323.94	0.00	0.00	0.00	323.94
2231 Summer Girls Basketball	2,703.76	0.00	0.00	0.00	2,703.76
2232 Summer Boys Basketball	3,521.32	0.00	40.00	0.00	3,481.32
C ATHLETICS Totals:	299,285.87	55,068.08	41,351.92	-600.00	312,402.03
D ORGANIZATIONS AND CLUBS					
301 DECA	-2,015.43	14,339.80	24,640.91	0.00	-12,316.54
302 French Club	2,172.48	0.00	143.71	0.00	2,028.77
303 LEO Club	611.35	203.67	2,071.65	0.00	-1,256.63
305 Spanish Club	112.30	0.00	0.00	0.00	112.30
307 German Club	846.00	1,176.50	853.74	0.00	1,168.76
310 Squashfest	0.00	4,725.00	2,861.35	0.00	1,863.65
311 Environmental Club	2,682.31	0.00	115.71	0.00	2,566.60
312 Forensics	252.76	864.60	462.00	300.00	955.36
314 Newspaper	11,319.96	330.00	0.00	0.00	11,649.96
315 Debate	904.00	1,360.81	280.20	0.00	1,984.61
316 Art Club	32.26	0.00	0.00	0.00	32.26
317 Play Production	-1,243.78	1,074.50	0.00	0.00	-169.28
318 Thespians	0.00	0.00	0.00	0.00	0.00
319 Athletic Trainers	-53.55	0.00	0.00	0.00	-53.55
385 Culinary Competition	0.00	135.00	0.00	0.00	135.00
395 Fashion Merchandising	5.08	0.00	0.00	0.00	5.08
399 Auditorium Manager	-2,641.26	0.00	771.49	0.00	-3,412.75
409 Band Dept Trips	6,432.00	0.00	0.00	0.00	6,432.00
410 Band	19,237.39	0.00	0.00	0.00	19,237.39
411 Choir	6,507.24	0.00	252.00	0.00	6,255.24
412 Orchestra	6,963.96	220.00	0.00	0.00	7,183.96
413 Entertainment Books	0.00	0.00	0.00	0.00	0.00
414 Band Fundraising	-5,492.07	0.00	0.00	0.00	-5,492.07
415 Choir Fundraising	0.00	3,592.00	0.00	0.00	3,592.00
416 Orchestra Fundraising	404.01	0.00	0.00	0.00	404.01
417 Music Trip	0.00	0.00	0.00	0.00	0.00
481 Senior Class	1,839.45	0.00	0.00	0.00	1,839.45
482 Junior Class	-308.31	0.00	1,500.00	0.00	-1,808.31
499 VICA-Skills USA	-68.22	170.00	0.00	0.00	101.78

Current Cash Balance Report

Date 11/02/2009 thru 11/30/2009

Activity Number and Name	Beginning Cash	Receipts	Disbursements	Adjustments	Cash Balance
500 STARS	738.72	0.00	0.00	0.00	738.72
501 Student Council	3,871.71	0.00	1,554.50	0.00	2,317.21
502 National Honor Society	4,679.34	0.00	307.66	0.00	4,371.68
503 Drama Club	0.00	0.00	0.00	0.00	0.00
504 Literary Magazine	177.54	0.00	0.00	0.00	177.54
506 Chess Club	39.10	0.00	0.00	0.00	39.10
507 40 Assets	1,306.62	83.00	583.24	300.00	1,106.38
515 Dance Team	-1,406.83	0.00	0.00	0.00	-1,406.83
516 Cheerleading-Varsity	-9,852.24	721.00	144.00	0.00	-9,275.24
517 Cheerleading-JV	30.36	0.00	0.00	0.00	30.36
518 Cheerleading-Freshman	67.94	0.00	0.00	0.00	67.94
519 Cheerleading Uniforms	-2,492.40	0.00	0.00	0.00	-2,492.40
525 Prior Yrs Yearbook	5,455.34	40.00	0.00	0.00	5,495.34
527 Yearbook 09-10	26,037.89	3,260.00	0.00	0.00	29,297.89
528 Yearbook 08-09	7,360.39	0.00	0.00	0.00	7,360.39
555 FCCLA	23.33	13.00	0.00	0.00	36.33
556 Future Educators of America	-2.57	0.00	0.00	0.00	-2.57
560 Patriot Post	25,877.62	6,742.61	5,020.12	0.00	27,600.11
580 International Leaders Club	66.67	0.00	0.00	0.00	66.67
590 Diversity Club	0.00	0.00	0.00	0.00	0.00
595 HOSA	0.00	0.00	0.00	0.00	0.00
D ORGANIZATIONS AND CLUBS Totals:	110,478.46	39,051.49	41,562.28	600.00	108,567.67
E ADMINISTRATIVE CUSTODIAL					
599 Intramurals	93.06	0.00	0.00	0.00	93.06
601 Staff Courtesy Fund	1,438.77	15.00	17.69	0.00	1,436.08
602 Parking	29,102.66	1,105.00	51.27	0.00	30,156.39
603 Field Trips	-834.85	0.00	945.07	0.00	-1,779.92
605 Pool Maintenance	4,081.24	745.00	1,392.47	0.00	3,433.77
607 Book Fines	14,911.80	55.00	0.00	0.00	14,966.80
610 Information Center	-10.59	0.00	19.57	0.00	-30.16
611 Advanced Placement	22,999.66	500.00	500.70	0.00	22,998.96
613 Counseling Center	-582.75	0.00	0.00	0.00	-582.75
614 Transcripts	1,679.51	110.00	0.00	0.00	1,789.51
615 PSAT	-3,372.39	0.00	0.00	0.00	-3,372.39
616 Clearing Account	0.00	0.00	0.00	0.00	0.00
621 Graphics Tech	5.00	0.00	0.00	0.00	5.00
622 Construction Tech	-879.69	316.61	1,075.88	0.00	-1,638.96
623 Manufacturing Tech	532.20	0.00	185.00	0.00	347.20
624 Foundation Tech	152.41	0.00	0.00	0.00	152.41
628 Athletic Trainers Class	0.25	0.00	0.00	0.00	0.25
630 Social Studies Texts	1,668.39	0.00	0.00	0.00	1,668.39
632 Lock Replacement	1,276.38	5.00	0.00	0.00	1,281.38
635 Library Book Fines	922.33	0.00	0.00	0.00	922.33
636 Freshman Transition Day	0.00	0.00	0.00	0.00	0.00
640 Student ID Card Fee	110.00	10.00	0.00	0.00	120.00
641 School Planners	50.00	0.00	0.00	0.00	50.00
645 Family Consumer Science	16.50	0.00	0.00	0.00	16.50
648 MOBA Playhouse	482.66	0.00	0.00	0.00	482.66
656 Technology Magnet	7.64	0.00	0.00	0.00	7.64
660 PAEMST-Science National Award	62.95	0.00	0.00	0.00	62.95
679 New Frontier Book Fines	32.70	0.00	0.00	0.00	32.70
680 New Frontier (Grants/Donations)	12.03	0.00	0.00	0.00	12.03

Current Cash Balance Report

Date: 11/02/2009 thru 11/30/2009

Activity Number and Name	Beginning Cash	Receipts	Disbursements	Adjustments	Cash Balance
681 New Frontier Chuck Wagon	101.36	100.00	0.00	0.00	201.36
682 New Frontier Activity	75.11	0.00	0.00	0.00	75.11
683 Graduation Expense	0.00	0.00	0.00	0.00	0.00
684 Post-Prom	0.00	0.00	0.00	0.00	0.00
686 Contributions/Gifts	0.00	0.00	0.00	0.00	0.00
687 Next Frontier	0.00	0.00	0.00	0.00	0.00
688 New Addition	0.00	0.00	0.00	0.00	0.00
689 SpEd Activity	64.25	0.00	0.00	0.00	64.25
E ADMINISTRATIVE CUSTODIAL Totals:	74,198.59	2,961.61	4,187.65	0.00	72,972.55
Q Extracurricular Activities					
1000 Field Trips	1,594.80	394.50	0.00	0.00	1,989.30
2301 DECA	22,132.60	6,426.00	0.00	0.00	28,558.60
2302 French Club	0.00	0.00	0.00	0.00	0.00
2303 LEO Club	2,400.00	0.00	0.00	0.00	2,400.00
2305 Spanish Club	0.00	0.00	0.00	0.00	0.00
2307 German Club	0.00	0.00	0.00	0.00	0.00
2310 Squash Fest	0.00	0.00	0.00	0.00	0.00
2312 Forensics	0.00	0.00	0.00	0.00	0.00
2314 Journalism Trip	0.00	0.00	0.00	0.00	0.00
2315 Debate	0.00	0.00	0.00	0.00	0.00
2316 Art Club	0.00	0.00	0.00	0.00	0.00
2317 Play Production	0.00	1,025.00	0.00	0.00	1,025.00
2318 Thespian Club	0.00	0.00	0.00	0.00	0.00
2319 Athletic Trainers Trip	0.00	0.00	0.00	0.00	0.00
2395 Fashion Merchandising	0.00	0.00	0.00	0.00	0.00
2409 Band Trip	0.00	0.00	0.00	0.00	0.00
2410 Band	0.00	0.00	0.00	0.00	0.00
2411 Choir Trip	0.00	185.00	0.00	0.00	185.00
2412 Orchestra Trip	5,800.00	630.25	0.00	0.00	6,430.25
2499 VICA Trip	0.00	0.00	0.00	0.00	0.00
2500 STARS	150.00	0.00	0.00	0.00	150.00
2501 Student Council	2,144.00	0.00	0.00	0.00	2,144.00
2502 National Honors Society	0.00	0.00	0.00	0.00	0.00
2503 Drama Membership	0.00	0.00	0.00	0.00	0.00
2506 Chess Club	0.00	0.00	0.00	0.00	0.00
2507 40 Assets	195.00	0.00	0.00	0.00	195.00
2515 Dance Team	1,972.90	0.00	0.00	0.00	1,972.90
2516 Varsity Cheerleading Camp	6,269.00	1,416.00	0.00	0.00	7,685.00
2517 JV Cheerleading Camp	0.00	0.00	0.00	0.00	0.00
2518 FR Cheerleading Camp	0.00	0.00	0.00	0.00	0.00
2555 FCCLA	59.00	0.00	0.00	0.00	59.00
2556 FEA	0.00	0.00	0.00	0.00	0.00
2560 Patriot Post Trip	0.00	450.00	0.00	0.00	450.00
2580 International Leaders	0.00	0.00	0.00	0.00	0.00
2595 HOSA	0.00	448.00	0.00	0.00	448.00
2599 Intramurals	0.00	0.00	0.00	0.00	0.00
2613 Counseling Center	0.00	0.00	0.00	0.00	0.00
2645 Family Consumer Science	0.00	0.00	0.00	0.00	0.00
2689 SpEd	71.50	0.00	0.00	0.00	71.50
5000 Sport Participating Fee	26,380.00	820.00	0.00	0.00	27,200.00
5001 Sport Facility Use Fee	0.00	0.00	0.00	0.00	0.00
Q Extracurricular Activities Totals:	69,168.80	11,794.75	0.00	0.00	80,963.55

SELECTED Data

Current Cash Balance Report

Arranged by
Group ID and City Number **66**

Date: 11/02/2009 thru 11/30/2009

Activity Number and Name	Beginning Cash	Receipts	Disbursements	Adjustments	Cash Balance
R Post-Secondary Education					
7010 AP Exam Fees	0.00	0.00	0.00	0.00	0.00
7020 PSAT Exam fees	3,480.00	0.00	0.00	0.00	3,480.00
R Post-Secondary Education Totals	<u>3,480.00</u>	<u>0.00</u>	<u>0.00</u>	<u>0.00</u>	<u>3,480.00</u>
S Banking					
999 Starting Cash	-6,770.00	10,320.00	5,700.00	0.00	-2,150.00
S Banking Totals	<u>-6,770.00</u>	<u>10,320.00</u>	<u>5,700.00</u>	<u>0.00</u>	<u>-2,150.00</u>
Report Totals	<u>598,973.09</u>	<u>119,440.18</u>	<u>100,982.26</u>	<u>0.00</u>	<u>617,431.01</u>

Current Cash Balance Report

ALL Data

Date: 11/01/2009 thru 11/30/2009

67anged by:
Group ID and Activity Number

Activity Number and Name	Beginning Cash	Receipts	Disbursements	Adjustments	Cash Balance
A ADMINISTRATIVE					
100 GENERAL ACTIVITY FUND	3,228.98	0.00	0.00	0.00	3,228.98
105 PRINCIPALS ADMIN	4,426.49	1,500.00	612.04	0.00	5,314.45
110 BUILDING MAINTENANCE	1,525.25	0.00	54.46	0.00	1,470.79
120 AP EXAMS	37,091.02	500.00	0.00	0.00	37,591.02
122 ACT PREP	156.67	0.00	0.00	0.00	156.67
125 SPECIAL PROJECTS	1,060.98	0.00	0.00	0.00	1,060.98
130 COURTESY FUND	532.42	0.00	184.04	0.00	348.38
135 DONATIONS - SR CLASS	0.00	0.00	0.00	0.00	0.00
142 GIFTED	873.83	0.00	0.00	0.00	873.83
145 GUIDANCE	2,899.09	277.00	895.27	0.00	2,280.82
150 INFORMATION CENTER	81.79	15.29	0.00	0.00	97.08
152 GUIDANCE - PL GRANT	175.36	0.00	31.95	0.00	143.41
160 PARKING	15,827.23	620.00	184.92	0.00	16,262.31
170 STAFF CLOTHING	-668.91	0.00	470.37	1,000.00	-139.28
172 STAFF VENDING	1,450.98	0.00	0.00	0.00	1,450.98
174 TECHNOLOGY REBATES	26.51	0.00	0.00	0.00	26.51
180 SPECIAL PROJ - COMMONS	633.06	0.00	0.00	0.00	633.06
182 VENDING-FOOD SERVICE	72.01	0.00	0.00	0.00	72.01
A ADMINISTRATIVE Totals:	69,392.76	2,912.29	2,433.05	1,000.00	70,872.00
B ATHLETIC ADMIN					
200 ATH ADMIN (GATE)	109,520.63	267.00	282.22	0.00	109,505.41
201 AD'S OFFICE	3,298.69	559.00	198.95	0.00	3,658.74
202 ATHLETIC EVENT ADMISSIONS	4,096.87	0.00	0.00	0.00	4,096.87
203 ATHLETIC PROJECT FUND	21,256.62	7,350.00	0.00	0.00	28,606.62
205 ATHLETIC TRAINING	-3,614.99	0.00	195.00	0.00	-3,809.99
208 BASEBALL FUNDRAISING	359.72	2,815.81	0.00	0.00	3,175.53
210 BOYS BB FR/CAMP	9,563.92	0.00	4,854.87	0.00	4,709.05
212 BOYS GOLF FUNDRAISING	3,511.51	0.00	47.23	0.00	3,464.28
213 BOYS SOCCER FR/CAMP	460.34	0.00	0.00	0.00	460.34
215 XC FR/CAMP	1,745.10	0.00	205.59	0.00	1,539.51
217 COACHES CLINICS	2,563.44	0.00	410.00	0.00	2,153.44
219 CONCESSIONS	14,570.94	4,065.63	2,564.87	0.00	16,071.70
220 INTRAMURALS	1,183.48	0.00	0.00	0.00	1,183.48
222 FIT CNTR EQUIP/MAIN	1,516.78	0.00	165.00	0.00	1,351.78
225 FOOTBALL FR/CAMPS	16,475.18	299.00	0.00	0.00	16,774.18
233 GIRLS SOCCER FUNDR	767.59	557.00	0.00	0.00	1,324.59
235 GIRLS BB FR/CAMP	6,706.51	2,510.00	6,372.50	0.00	2,844.01
240 SOCCER STADIUM	100.00	0.00	0.00	0.00	100.00
245 SOFTBALL FR/CAMP	5,381.63	0.00	4,292.94	0.00	1,088.69
250 ST TRAINERS (HOSA)	447.90	162.50	0.00	0.00	610.40
255 GIRLS TRACK FR/CAMP	-164.37	0.00	0.00	0.00	-164.37
258 BOYS TRACK FR/CAMP	928.10	0.00	0.00	0.00	928.10
260 POOL FR	6,882.08	2,070.00	1,568.50	0.00	7,383.58
265 VOLLEYBALL FR/CAMP	3,637.68	0.00	338.58	0.00	3,299.10
270 WRESTLING MAT FUND	3,990.78	0.00	0.00	0.00	3,990.78
271 WRESTLING FR/CAMP	1,285.74	0.00	420.19	0.00	865.55
275 WRESTLING SCHOLARSHIP	0.00	0.00	0.00	0.00	0.00
290 METRO	0.00	0.00	0.00	0.00	0.00
295 STATE/DIST/MW TOURNEY	19,124.14	18,741.00	20,879.28	0.00	16,985.86
299 CORPORATE ADVERTISING	0.00	0.00	0.00	0.00	0.00
B ATHLETIC ADMIN Totals:	235,596.01	39,396.94	42,795.72	0.00	232,197.23

Current Cash Balance Report

ALL Data

68anged by:
Group ID and Activity Number

Date: 11/01/2009 thru 11/30/2009

Activity Number and Name	Beginning Cash	Receipts	Disbursements	Adjustments	Cash Balance
C ACADEMIC COURSES					
300 AP SOC STD TEXTS	4,472.13	0.00	0.00	0.00	4,472.13
320 ART CLASS FR	1,560.36	50.00	0.00	0.00	1,610.36
338 FAMILY CONSUMER SCIENCE	-383.85	0.00	0.00	0.00	-383.85
355 PHYSICAL EDUCATION	-3,393.86	0.00	240.00	0.00	-3,633.86
370 VOC IT COURSES	167.54	0.00	45.16	0.00	122.38
376 VOC WOODS	1,115.36	685.21	0.00	0.00	1,800.57
C ACADEMIC COURSES Totals:	3,537.68	735.21	285.16	0.00	3,987.73
D CLUBS/ORGANIZATIONS					
400 ART CLUB	153.28	0.00	0.00	0.00	153.28
401 AMNESTY INTERNATIONAL	27.51	0.00	0.00	0.00	27.51
402 BOOKSTORE (Scratchin Post)	155.14	3,193.50	2,842.36	0.00	506.28
405 CULINARY COMPETITION	243.51	0.00	0.00	0.00	243.51
407 DEBATE TEAM	9,641.60	617.50	1,995.00	0.00	8,264.10
410 DECA	-328.21	1,565.00	5,798.22	0.00	-4,561.43
411 DRAMA - INTL THESPIANS	763.90	190.00	0.00	0.00	953.90
412 DRAMA PRODUCTION	2,876.85	0.00	240.15	0.00	2,636.70
413 FCCLA FAMILY CARREER	8,425.64	60.00	859.84	0.00	7,625.80
414 FORENSICS TEAM	10,304.60	0.00	625.00	0.00	9,679.60
415 FRENCH CLUB	33.88	0.00	0.00	0.00	33.88
416 KEY CLUB	42.09	0.00	0.00	0.00	42.09
418 FUTURE EDUCATORS	3,230.79	94.25	0.00	0.00	3,325.04
419 40 ASSETS	13.91	0.00	0.00	0.00	13.91
420 GERMAN CLUB	624.67	0.00	1,463.00	1,463.00	624.67
425 JUNIOR CLASS	6,451.51	0.00	0.00	0.00	6,451.51
430 LITERARY MAGAZINE	351.63	0.00	0.00	0.00	351.63
435 M CLUB - CRAZIES	1,259.22	0.00	116.99	0.00	1,142.23
440 JUSTICE LEAGUE	8.88	0.00	0.00	0.00	8.88
445 NATL HONOR SOCIETY	905.25	345.00	229.17	0.00	1,021.08
450 NEWSPAPER	0.00	0.00	0.00	0.00	0.00
452 SCIENCE/OLYMPIAD	61.21	0.00	60.00	0.00	1.21
455 SENIOR CLASS	1,126.43	0.00	0.00	0.00	1,126.43
460 SPANISH CLUB	1,682.20	382.01	67.43	0.00	1,996.78
470 STUDENT COUNCIL	21,321.70	0.00	462.76	0.00	20,858.94
471 STUCO WORKSHOPS	157.93	0.00	0.00	0.00	157.93
473 VOC ENGINEERING CLUB	3.28	0.00	0.00	0.00	3.28
475 SKILLS USA	0.00	0.00	0.00	0.00	0.00
480 YEARBOOK (PROWLER)	53,632.93	6,490.00	17.50	0.00	60,105.43
490 ENVIRONMENTAL CLUB	165.06	0.00	0.00	0.00	165.06
495 YOUTH MAKING A DIFF	229.74	0.00	0.00	0.00	229.74
D CLUBS/ORGANIZATIONS Totals:	123,566.13	12,937.26	14,777.42	1,463.00	123,188.97
E ATHLETIC TEAMS					
500 CAPITAL OUTLAY	15,317.36	0.00	0.00	-1,000.00	14,317.36
501 BASEBALL EQ/COST	532.47	944.80	0.00	0.00	1,477.27
505 BASKETBALL BOYS EQ/COST	1,972.00	0.00	2,004.73	0.00	-32.73
510 BASKETBALL G EQ/COST	4,691.83	0.00	56.00	0.00	4,635.83
515 XC EQ/COST	-2,380.96	0.00	222.91	0.00	-2,603.87
520 FOOTBALL EQ/COST	-8,623.45	0.00	1,189.00	-1,463.00	-11,275.45
525 GOLF B EQ/COST	3,504.01	0.00	0.00	0.00	3,504.01
530 GOLF G EQ/COST	-2,122.93	0.00	810.50	0.00	-2,933.43
550 SOCCER B EQ/COST	461.87	0.00	235.00	0.00	226.87
555 SOCCER G EQ/COST	364.63	0.00	0.00	0.00	364.63

Current Cash Balance Report

Date: 11/01/2009 thru 11/30/2009

Group ID and Activity Number

Activity Number and Name	Beginning Cash	Receipts	Disbursements	Adjustments	Cash Balance
560 SOFTBALL EQ/COST	-193.58	0.00	1,388.00	0.00	-1,581.58
565 SWIM EQ/COST	-522.44	0.00	100.00	0.00	-622.44
570 TENNIS B EQ/COST	999.52	0.00	999.50	0.00	0.02
573 TENNIS G EQ/CONT	2,523.58	0.00	1,773.00	0.00	750.58
575 TRACK B EQ/COST	323.83	0.00	0.00	0.00	323.83
580 TRACK G EQ/COST	538.69	0.00	0.00	0.00	538.69
585 VOLLEYBALL EQ/COST	-995.26	0.00	105.59	0.00	-1,100.85
590 WRESTLING EQ/COST	85.23	0.00	729.40	0.00	-644.17
E ATHLETIC TEAMS Totals:	16,476.40	944.80	9,613.63	-2,463.00	5,344.57
F CHEERLEADERS					
612 DANCE TEAM	78.31	0.00	0.00	0.00	78.31
620 FRESHMAN CHEER	-28.07	0.00	0.00	0.00	-28.07
625 JV CHEERLEADERS	-48.72	-44.50	0.00	0.00	-93.22
630 VARSITY CHEERLEADERS	280.00	222.50	495.00	0.00	7.50
F CHEERLEADERS Totals:	281.52	178.00	495.00	0.00	-35.48
G MUSIC					
700 BAND	5,279.38	1,931.00	3,438.66	359.99	4,131.71
701 BAND UNIFORMS	3,753.92	255.75	946.65	0.00	3,063.02
720 MUSICAL	-69.72	0.00	0.00	0.00	-69.72
725 MUSIC TECH/AUDITORIUM	3,726.93	0.00	0.00	0.00	3,726.93
730 ORCHESTRA	1,441.08	0.00	148.93	0.00	1,292.15
733 ORCHESTRA TRIP	280.49	0.00	0.00	0.00	280.49
745 CHORAL MUSIC FR	2,119.42	0.00	0.00	0.00	2,119.42
750 SHOW CHOIR	42,602.99	4,800.00	8,010.72	0.00	39,392.27
755 SINGSATION	875.00	2,360.00	0.00	0.00	3,235.00
760 BAND TRIP	-200,250.14	4,721.08	47,254.68	0.00	-242,783.74
770 CHOIR TRIP	0.00	0.00	0.00	0.00	0.00
775 TRI M MUSIC HONOR SOCIETY	370.03	0.00	0.00	0.00	370.03
790 MUSIC DONATIONS	1,621.70	0.00	0.00	-359.99	1,261.71
G MUSIC Totals:	-138,248.92	14,067.83	59,799.64	0.00	-183,980.73
H TRANSPORTATION					
800 TRANSPORTATION MISC	-178.19	0.00	46.30	0.00	-224.49
810 TRANS ATHLETICS	-16,735.57	14.85	5,209.20	0.00	-21,929.92
840 TRANS FIELD TRIPS	-4,019.93	0.00	1,052.02	0.00	-5,071.95
849 TRANSPORTATION MUSIC MISC	0.00	0.00	111.56	0.00	-111.56
851 TR DRAMA	0.00	0.00	0.00	0.00	0.00
H TRANSPORTATION Totals:	-20,933.69	14.85	6,419.08	0.00	-27,337.92
I ACADEMIC COURSE FINES					
901 FOREIGN LANG FINES	824.47	0.00	0.00	0.00	824.47
902 ENGLISH FINES	1,167.21	12.36	0.00	0.00	1,179.57
903 MATH FINES	3,978.42	0.00	0.00	0.00	3,978.42
904 SCIENCE FINES	-533.40	0.00	0.00	0.00	-533.40
906 SOCIAL STUDIES FINES	1,417.50	0.00	0.00	0.00	1,417.50
907 BUSINESS FINES	-2.64	47.50	0.00	0.00	44.86
I ACADEMIC COURSE FINES Totals:	6,851.56	59.86	0.00	0.00	6,911.42
M BANKING (MONEY)					
910 STARTING CASH	-1,639.00	4,000.00	4,000.00	0.00	-1,639.00
920 CHECKING ACCCOUNT	4,045.83	-40.00	114.42	0.00	3,891.41
930 MONEY MKT INTEREST	13,388.87	348.54	0.00	0.00	13,737.41
M BANKING (MONEY) Totals:	15,795.70	4,308.54	4,114.42	0.00	15,989.82

Current Cash Balance Report

Date: 11/01/2009 thru 11/30/2009

Group ID and Activity Number

Activity Number and Name	Beginning Cash	Receipts	Disbursements	Adjustments	Cash Balance
Q FEE FUND - EXTRA CURRICULAR					
1000 FIELD TRIPS FEE FUND	8,346.00	1,312.05	0.00	0.00	9,658.05
2220 INTRAMURAL FEE FUND	360.00	0.00	0.00	0.00	360.00
2338 FCS - FEE FUND	31.00	0.00	0.00	0.00	31.00
2410 DECA FEE FUND	7,965.00	2,607.00	0.00	0.00	10,572.00
2411 DRAMA FEE FUND	0.00	0.00	0.00	0.00	0.00
2700 BAND FEE FUND	620.00	677.43	0.00	0.00	1,297.43
2710 CHOIR FEE FUND	1,097.00	0.00	0.00	0.00	1,097.00
2730 ORCHESTRA FEE FUND	468.44	208.44	0.00	0.00	676.88
2733 ORCHESTRA TRIP FEE FUND	0.00	0.00	0.00	0.00	0.00
2760 BAND TRIP FEE FUND	222,533.94	28,824.85	0.00	0.00	251,358.79
2770 CHOIR TRIP FEE FUND	0.00	0.00	0.00	0.00	0.00
5010 PARTICIPATION FEES	40,310.00	1,525.00	0.00	0.00	41,835.00
Q FEE FUND - EXTRA CURRICULAR Totals:	281,731.38	35,154.77	0.00	0.00	316,886.15
R FEE FUND - POST SECONDARY ED					
7120 AP TESTS	0.00	0.00	0.00	0.00	0.00
R FEE FUND - POST SECONDARY ED Totals:	0.00	0.00	0.00	0.00	0.00
U NOT IN USE					
138	0.00	0.00	0.00	0.00	0.00
157	0.00	0.00	0.00	0.00	0.00
165	0.00	0.00	0.00	0.00	0.00
181	0.00	0.00	0.00	0.00	0.00
183	0.00	0.00	0.00	0.00	0.00
184	0.00	0.00	0.00	0.00	0.00
189	0.00	0.00	0.00	0.00	0.00
211	0.00	0.00	0.00	0.00	0.00
214	0.00	0.00	0.00	0.00	0.00
223	0.00	0.00	0.00	0.00	0.00
226	0.00	0.00	0.00	0.00	0.00
230	0.00	0.00	0.00	0.00	0.00
272	0.00	0.00	0.00	0.00	0.00
273	0.00	0.00	0.00	0.00	0.00
285	0.00	0.00	0.00	0.00	0.00
303	0.00	0.00	0.00	0.00	0.00
310	0.00	0.00	0.00	0.00	0.00
312	0.00	0.00	0.00	0.00	0.00
330	0.00	0.00	0.00	0.00	0.00
340	0.00	0.00	0.00	0.00	0.00
345	0.00	0.00	0.00	0.00	0.00
360	0.00	0.00	0.00	0.00	0.00
371	0.00	0.00	0.00	0.00	0.00
373	0.00	0.00	0.00	0.00	0.00
374	0.00	0.00	0.00	0.00	0.00
403	0.00	0.00	0.00	0.00	0.00
433	0.00	0.00	0.00	0.00	0.00
465	0.00	0.00	0.00	0.00	0.00
485	0.00	0.00	0.00	0.00	0.00
506	0.00	0.00	0.00	0.00	0.00
511	0.00	0.00	0.00	0.00	0.00
516	0.00	0.00	0.00	0.00	0.00
521	0.00	0.00	0.00	0.00	0.00
526	0.00	0.00	0.00	0.00	0.00

Current Cash Balance Report

ALL Data

Date: 11/01/2009 thru 11/30/2009

Arranged by:
71
Group ID and Activity Number

Activity Number and Name	Beginning Cash	Receipts	Disbursements	Adjustments	Cash Balance
531	0.00	0.00	0.00	0.00	0.00
551	0.00	0.00	0.00	0.00	0.00
556	0.00	0.00	0.00	0.00	0.00
561	0.00	0.00	0.00	0.00	0.00
566	0.00	0.00	0.00	0.00	0.00
571	0.00	0.00	0.00	0.00	0.00
574	0.00	0.00	0.00	0.00	0.00
576	0.00	0.00	0.00	0.00	0.00
581	0.00	0.00	0.00	0.00	0.00
586	0.00	0.00	0.00	0.00	0.00
591	0.00	0.00	0.00	0.00	0.00
600	0.00	0.00	0.00	0.00	0.00
710	0.00	0.00	0.00	0.00	0.00
715	0.00	0.00	0.00	0.00	0.00
735	0.00	0.00	0.00	0.00	0.00
820	0.00	0.00	0.00	0.00	0.00
830	0.00	0.00	0.00	0.00	0.00
845	0.00	0.00	0.00	0.00	0.00
848	0.00	0.00	0.00	0.00	0.00
850	0.00	0.00	0.00	0.00	0.00
852	0.00	0.00	0.00	0.00	0.00
900	0.00	0.00	0.00	0.00	0.00
940	0.00	0.00	0.00	0.00	0.00
2620	0.00	0.00	0.00	0.00	0.00
2625	0.00	0.00	0.00	0.00	0.00
2630	0.00	0.00	0.00	0.00	0.00
U NOT IN USE Totals:	0.00	0.00	0.00	0.00	0.00
Z INVESTMENTS					
950 OSB-MONEY MKT PLUS	-424,047.44	0.00	348.54	0.00	-424,395.98
Z INVESTMENTS Totals:	-424,047.44	0.00	348.54	0.00	-424,395.98
Report Totals:	169,999.09	110,710.35	141,081.66	0.00	139,627.78

*Cynthia Hunt 12/30/09
Accounty clerk*



Current Cash Balance Report

ALL Data

Date: 10/28/2009 thru 11/27/2009

72 Arranged by:
Group ID and Activity Number

Activity Number and Name	Beginning Cash	Receipts	Disbursements	Adjustments	Cash Balance
A General Funds					
100 General Account	3,944.93	0.00	511.47	0.00	3,433.46
A General Funds Totals:	3,944.93	0.00	511.47	0.00	3,433.46
Report Totals:	3,944.93	0.00	511.47	0.00	3,433.46


Linda K. Mohlman, DSAC
Executive Secretary


Angie Mercier, MLC
Principal

Current Cash Balance Report


ALL Data

Date: 11/01/2009 thru 11/30/2009

73 Arranged by:
Group ID and Activity Number

Activity Number and Name	Beginning Cash	Receipts	Disbursements	Adjustments	Cash Balance
A SUMMER SCHOOL ACCOUNTS					
100 Elementary Summer School	5.00	0.00	0.00	0.00	5.00
120 Middle School Summer School	0.00	0.00	0.00	0.00	0.00
130 Senior High Summer School	100.00	0.00	0.00	0.00	100.00
140 Special Education	0.00	0.00	0.00	0.00	0.00
145 Special Education Preschool	0.00	0.00	0.00	0.00	0.00
150 Interest	2,522.93	0.67	0.00	0.00	2,523.60
160 Food Service Refunds	156.45	0.00	0.00	0.00	156.45
170 MNHS AP	100.00	0.00	0.00	0.00	100.00
175 MNHS IB	0.00	0.00	0.00	0.00	0.00
180 MSHS AP	0.00	0.00	0.00	0.00	0.00
185 MWHS AP	0.00	0.00	0.00	0.00	0.00
A SUMMER SCHOOL ACCOUNTS Totals:	2,884.38	0.67	0.00	0.00	2,885.05
Report Totals:	2,884.38	0.67	0.00	0.00	2,885.05


 Linda K. Mohlman, DSAC
 Executive Secretary


 Chris Hughes, DSAC
 Accounting Manager

Minutes
Committee Meeting
January 18, 2010

The members of the Board of Education met as a committee of the Whole on Monday, January 18, 2010 at 6:30 p.m. at the Don Stroh Administration Center, 5606 South 147th Street. The topics included an update on the Superintendent Goals, update on the University of Nebraska Medical Center Proposal, procedures for random drawing for schools and programs with capacity issues for within district transfers and open enrollment, and snow day options.

Present: Dave Anderson, Mike Pate Brad Burwell, and Linda Poole

Absent: Julie Kannas and Mike Kennedy

Also in attendance were Keith Lutz, Mark Feldhausen, Kraig Lofquist, and other administrators.

Public comments: A Millard parent was confused on the process for pre-kindergarten students transferring within the district. This particular Rule will be on the next board of agenda for discussion and approval.

Dr. Lutz read part of the Governor's proclamation in regards to the recognition of Boards of Education Recognition Week, and expressed his appreciation for all of the work they do on behalf of the students in Millard.

The first order of business was an update on the Superintendent's goals. Goal one is Personal Learning Plans for high school students. The buildings continue to work with students on the importance of completing their Personal Learning Plans, and by implementing the use of the Naviance system make it easier for them compared to the previous method. There are specific tasks students complete at each grade level. An important goal was to infuse PLP's in the culture at the high schools as the way business is done.

Goal two is to investigate establishing an Early College Program. The district has established working relationship with Metro Community College in articulating the Career Academy courses at Horizon High School, and the dual enrollment program with UNO. If the eventual goal is to have both a high school diploma and an associate degree at the same time several more steps will be needed. Last year research was done, and this year a cost analysis was completed. It was determined that a healthy price tag would come with the program, so work has started on applying for a i3 Grant, and also meeting with the Millard Public Schools Foundation for financial support from them for student scholarships. The i3 Grant, which is being applied for, has a prerequisite that 20% of the funding would need to come from a non-profit organization. To secure tuition for students is a pivotal part in offering the program, and you cannot use tax payer money. Cost is certainly going to be an obstacle in this endeavor. The work done with the Career Academies would prove to be a working model to create an Early College program.

Goal three is to implement a financial literacy course. This course requirement has been adopted by the Board, the curriculum will be designed during second semester, and the course is scheduled to be taught in summer school.


Goal four is the 40 Development Assets program, which has expanded into the culture of the Millard Schools. Many area school districts throughout the metro area are taking hold of the program and securing the input from the Millard Schools.

The University of Nebraska Medical Center's proposal was first presented to the Metropolitan Omaha Educational Consortium superintendents. Their long-term goal is to create a stand-alone high school for health sciences with another component being an Alliance High School where students can participate in the afternoons to take one to two classes. The medical center would offer the courses, but Millard teachers would need to be on site to qualify under the Nebraska Department of Education's Rule 10 criteria. Dr. Feldhausen has been included in the various meetings with UNMC to keep abreast as the proposal moves along. The district has chosen not to participate at this time, but will still attend meeting sessions to follow the progress.

Kraig Lofquist briefly reviewed the various dates associated with within district transfers and the open enrollment process.

During the discussion on snow day options the board favored using a teacher work day in March and one conference day in February. If additional days are missed, because of weather, further review of the calendar will be needed at a future time.

Dave Anderson adjourned the meeting.

A handwritten signature in cursive script, reading "David M. Anderson". The signature is written in dark ink and is positioned above a horizontal line.

Chairman

AGENDA SUMMARY SHEET

MEETING DATE: January 25, 2010
AGENDA ITEM: Board Appointments
DEPARTMENT: Board of Education
ACTION DESIRED: Approval

COMMITTEES	BOARD MEMBER
Director of NASB Region 19	Dave Anderson
Delegate to NASB Delegate Assembly	Dave Anderson
Americanism Committee	Brad Burwell, Julie Kannas, Mike Kennedy
NASB Legislative Committee	Linda Poole
Metro. Area Boards of Education	Mike Pate
Policy 10,000 Steering Committee	Julie Kannas
Millard Public Schools Foundation Representative	Mike Pate
Federal Relations Network	Mike Pate and Linda Poole
National Federation of Urban Suburban School Districts (NFUSSD)	Brad Burwell
NASB Government Relations Network	Linda Poole

OPTIONS/ALERNATIVE CONSIDERATIONS: N/A

RECOMMENDATION: Approval

IMPLICATIONS OF ADOPTION OR REJECTIONS: N/A

STRATEGIC PLAN REFERENCE: N/A

TIME LINE: N/A

PERSON RESPONSIBLE: Mike Pate

SUPERINTENDENT'S APPROVAL: _____  _____

AGENDA SUMMARY SHEET

Agenda Item: Human Resources - Job Description - 2100.58

Meeting Date: January 25, 2010

Department: Human Resources

Title and Brief Description: With the opening of Horizon High School we are adding an assistant principal to assist with program expansion beginning in the fall of 2010.

Action Desired: Approval

Background: In the fall of 2010, Horizon High School will house three Career Academies plus the 11-12 grade alternative school. In the future we will look to expand the alternative school to grades 9-12.

Options/Alternatives Considered: N/A

Recommendations: Approve Job Description 2100.58 -

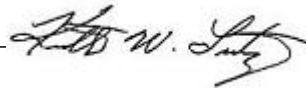
Strategic Plan Reference: N/A

Implications of Adoption/Rejection: N/A

Timeline:

Responsible Persons: Dr. Jim Sutfin, Executive Director of Human Resources

Superintendent's Signature: _____



Category: Administration**2100.58****Policy: Administrative and Supervisory Personnel****Title: Assistant Principal for Horizon High School****Reports to:** Principal of Horizon High School

General Summary: Supports the educational programs of the District and building by planning evaluating, and implementing programs related to students in grades 9-12 in the alternative school and career academy, under the direction of the high school principal.

Essential Functions:

- I. Assists principal in:
 - A. Assuming responsibility for the school and educational program.
 - B. Providing for effective instructional leadership, including monitoring student performance relative to assessments ensuring that the written curriculum is the taught, assessed curriculum.
 - C. Providing for effective selection, induction, and continual staff development of all Personnel.
 - D. Assuming leadership responsibilities for the development and improvement of staff.
 - E. Providing for effective evaluation of all personnel.
 - F. Providing leadership for positive educational change.
 - G. Communicating and promoting standards of performance.
 - H. Assisting staff with the use of data to make educational improvement decisions.
- II. Assumes the responsibility for the implementation of a comprehensive staff development program at the building level.
- III. Assumes responsibility for general discipline of assigned students, coordinating efforts with those of other staff members.
- IV. Coordinates and/or assists the Principal and Director of Secondary Education in the articulation of curricular needs for development, revision, and/or deletion
- V. Coordinates and/or assists in the planning, implementation, and evaluation of all course offerings with department head assistance.
- VI. Coordinates and/or assists with the articulation process of new students attending Horizon High School.
- VII. Coordinates and/or assists the efforts of the academy coordinator.
- VIII. Serves as team leader for the interdisciplinary and special area teams.
- IX. Coordinates and/or assists with monitoring student attendance and grade reporting.
- X. Coordinates and/or assists in building the master schedule and student registration.
- XI. Coordinates and/or assists in the maintenance of student records.
- XII. Performs other administrative duties as assigned by the Superintendent or designee.
- XIII. May be assigned teaching responsibilities in an endorsed area as needed.

Qualifications:

1. Education Level: Masters’ degree from an approved institution with a major in educational administration or the accepted equivalent. Course work or experience in high ability learner education desirable.
2. Certification or Licensure: Appropriate Nebraska administrative certificate.
3. Experience desired: Facilitation experience and/or administrative experience in curriculum, instruction and assessment related areas.
4. Other requirements: Skilled in the use of standard office applications of technology, able to maintain and apply approved budgets to identified programs, highly organized, ability to work harmoniously with others.

Special Requirements:

		Occasional <u>1 - 32%</u>	Frequent <u>33 - 66%</u>	Constant <u>67% +</u>
1.	Standing			X
2.	Walking			X
3.	Sitting			X
4.	Lifting _____ lb max.			X
5.	Carrying _____ feet.....			X
6.	Pushing / Pulling			X
7.	Climbing / Balancing			X
8.	Stooping / Kneeling / Crouching / Crawling.....			X
9.	Reaching / Handling.....			X
10.	Speaking / Hearing			X
11.	Seeing /depth perception /color			X

The statements herein are intended to describe the general nature and level of work being performed by employees assigned to this classification. They are not intended to be construed as an exhaustive list of all responsibilities, duties, and skills required of personnel so classified. Responsibilities and duties assigned are at the discretion of the supervisor and building principal (or superintendent).

Employee Signature: _____ Date: _____

Supervisor Signature: _____ Date: _____

Millard Public Schools

Approved: January 25, 2010

AGENDA ITEM: PreK-12 Physical Education Instructional Materials Proposal

MEETING DATE: January 25, 2010

DEPARTMENT: Educational Services

TITLE: PreK-12 Physical Education Instructional Materials Proposal

BRIEF DESCRIPTION: The PreK-12 Physical Education Framework was approved by the Board of Education on October 19, 2009. The PreK-12 Physical Education Curriculum Planning Committee reconvened on December 15, 2009, to review the results forwarded by the PreK-12 Instructional Materials Selection Committee to form their recommendations. The recommendations from the PreK-12 Physical Education Curriculum Planning Committee were reviewed by the Office of Educational Services.

The recommended materials:

- Best meet the standards and indicators within the PreK-12 Physical Education Framework.
- Provide updated materials including textbooks, technology, and equipment for elementary, middle and high school physical education courses.
- Will cost an estimated total of \$493,000 with \$134,000 at elementary, \$165,000 at middle, and \$194,000 at high school.
- Continue use of the current assessment monitoring program, Fitnessgram, until newer versions are sound, currently being developed. Adoption monies, not included in the above estimates, will be needed with the adoption of the newer technology.

ACTION DESIRED: Approval

BACKGROUND:

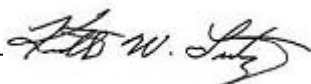
RECOMMENDATIONS: Recommend approval

STRATEGIC PLAN REFERENCE: N/A

IMPLICATIONS OF ADOPTION OR REJECTION: Delay implementation

TIMELINE: Implementation August, 2010

RESPONSIBLE PERSON(S): Dr. Mark Feldhausen, Dr. Carol Newton, Nancy Johnston, Monica Hutfles

SUPERINTENDENT'S APPROVAL: _____  _____

BOARD ACTION:

Based on the recommendations from the PreK-12 Physical Education Curriculum Planning Committee, the Office of Educational Services is proposing the following instructional materials adoption. Materials listed in the equipment and technology descriptions are larger cost items and do not reflect all items within the adoption proposal sub-total and total amounts provided below.

Elementary		
Textbook /Teacher Resources	\$0.00	Dynamic Physical Education, 2007 - maintain
Equipment	\$88,100.00	Rock Climbing Walls, Mats, Pedometers, Scooters, Balls, Heart Rate Monitors, Archery Set, Bowling Sets
Technology	\$45,900.00	Wii, Wii Fit Program, Wii Active Program, iPod Touch, Projectors
Sub-total	\$134,000.00	
Middle School		
Textbook /Teacher Resources	\$3,500.00	Dynamic Physical Education, 2010 Resources for Better Schools Supplemental Resources
Equipment	\$156,000.00	Treadmills, Elliptical Trainers, Exercise Bikes, Mats, Exercise Balls, Pedometers, Racquets, Archery Set
Technology	\$5,500.00	iPod Touch, Sound Dock System, Wii, Wii Fit Program, Wii Active Program
Sub-total	\$165,000.00	
High School		
Textbook /Teacher Resources	\$8,000.00	Concepts of Fitness & Wellness, 2009 Concepts of Physical Fitness, 2009 Fitness for Life, 2007 Supplemental Resources
Equipment	\$182,000.00	Treadmills, Elliptical Trainers, Exercise Bikes, Cross Trainers, Spine Boards, Third Lungs, Mats, Skeletons, Exercise Balls
Technology	\$4,000.00	Projectors, Portable Sound Systems, Wii, Wii Fit Program, Wii Active Programs
Sub-total	\$194,000.00	
Total PreK-12 Adoption Proposal	\$493,000.00	

PreK-12 Physical Education Curriculum Planning Committee Meeting Recommendations

The PreK-12 Physical Education Curriculum Planning Committee met on December 17, 2009. This committee met to review the findings of the PreK-12 Instructional Materials Committee proposals. Elementary, Middle, and High School teachers were represented on this committee along with district and community stakeholders.

They were in agreement with the textbooks chosen at all grade levels. They did mention that it would be nice to move away from paper bound copies of teacher books and direct monies in the future for digital teacher editions if possible.

In regards to technology, this committee recommended the use of the Wii and Wii Active and Fit for all buildings at the Elementary and Secondary Level. They felt that it was important as it will assist students in moving and being active by better incorporating technology more into the Physical Education curriculum. They were also in agreement that monies should be set aside to pilot and look further into either updating Fitness Gram and using a more reliable web-based version, or look into other fitness assessment monitoring programs. They recommended that ideally they would like the assessment program we use to sync directly with our current district Infinite Campus grading program for convenience and that teachers would be able to use an iPod touch to help with assessment collection during class instruction.

They were also in agreement of the equipment that many of the buildings requested. However, it was recommended that if buildings propose equipment from a particular vendor that we honor that vendor based on specific building needs and current equipment set up when possible according to district purchasing procedures. Since the age of our buildings and space of each facility varies they understood the importance of individual buildings be given the opportunity of updating or requesting equipment in order for them to all meet the newly adopted Physical Education standards and indicators.

Elementary Physical Education Instructional Materials Committee Results

The PreK-12 Physical Education Instructional Materials Committee met on November 3 and November 20, 2009, to decide what would need to be purchased for implementation of the new Elementary Physical Education Curriculum. Their proposal is based on the adoption of the newly revised PreK-12 Physical Education Framework, which was approved by the School Board on October 19, 2009. Three Elementary teachers represented the Elementary level and their needs; however, all Elementary school Physical Education teachers in the district were consulted during their monthly PreK-5 Collaboration PLC times to provide input on the request of items.

Time was spent first looking at textbooks. The teachers received an updated version of Dynamic Physical Education for Elementary Students, 2007 Edition, by Pangrazi a few years ago, as well as the lesson plan books. Teachers looked at the updated 2010 edition and did not find a significant difference. At this time they do not want to purchase a further update of this book, but instead keep using the 2007 edition as a teacher resource for their lesson plans. They do, however, want to purchase as a district reference Developmental PE for All School Children, (2003) that would better help them teach Special Education students at all grade levels in our district.

The Elementary teachers felt first and foremost that they wanted a large portion of their adoption budget to purchase technology. They would like to have an iPod touch for every Elementary Physical Education teacher to use, including a projection and speaker system, along with a media cart. The iPod touch would help them with their rhythmic and dance units and potentially in the future the use of the iPod touch would provide them the means of helping them better assess student progress during fitness testing. The projection system and media cart would allow them to plug in their computers and do more Power Point presentations, better showing students the proper body positioning during various activities.

They also would like to have a Nintendo Wii system with Wii Fit and Wii Active programs be purchased as well so that this would provide them more of an opportunity of incorporating media in their lesson plans and providing more variety in station activity settings. This technology would better help them teach the standards, give students more variety in their exercise regimes, and incorporate ways for students to transfuse activity in their everyday lives.

Fitness Gram, the current assessment monitoring program used in our district for all students grades 4-8 and for a few of our high school courses was also addressed. There are newer versions of fitness assessment programs that are on the horizon, but for various reasons either they have only been out on the market for a few months, or are still in the works as far as development and piloting. The teachers have indicated at all grade levels that Fitness Gram is doing the job now for them as far as keeping track of student performance, but they would like to move to a program that utilizes iPod technology in helping them more effectively track and record student data on the spot. They are recommending that monies be set aside for further piloting and/or adoption of either a newer web-based version of Fitness Gram or another program that would help them better track student performance. They want to call the Technology Committee back in the next couple of years to consider piloting newer versions and use the monies at a later date to purchase technology. They do not want to be hasty with their decision and want the time and effort put in for further research before adoption of newer technologies.

As far as the equipment for all Elementary teachers the needs vary according to each building. All the Elementary Physical Education teachers were given an opportunity of requesting additional equipment that is needed to teach the curriculum and this was included in the proposed budget. Proper equipment and updates are of course vital to this curriculum program.

Secondary Physical Education Instructional Materials Committee Results

The PreK-12 Physical Education Instructional Materials Committee met on November 3 and on November 20, 2009 to decide what would need to be purchased for implementation of the new Secondary Physical Education Curriculum. Their proposal is based on the adoption of the newly revised PreK-12 Physical Education Framework, which was approved by the School Board on October 19, 2009. Initially three middle school teachers met and three high school department heads/department head representatives met on November 3rd. On November 20th a teacher from each of the six middle schools and three high school department head/department head representatives represented the Secondary level and their needs.

Time was spent looking first at textbooks. At the middle school level they are recommending Dynamic Physical Education for Secondary Students and the lesson plan book by Pangrazi, (2010) for teacher use. They would also like each building to have a copy of three booklets titled Resources for Better Schools (2009) for teacher reference. At the high school level they would like to primarily purchase books for teacher use, however, a couple of books would be used by students for particular courses. They would like to purchase a couple of teacher editions of Concepts of Fitness & Wellness 8th Edition (2009), Concepts of Physical Fitness 15th Edition (2009) for Cross Training I/II and Lifetime Fitness. They would also like to purchase Managing Stress by Paramount Wellness Institute (2009) and Fitness for Life Teacher Wrap Around Updated 5th Edition (2007) as a teacher reference for Lifetime Fitness. Fitness for Life Updated 5th Edition (2007) for Lifetime Fitness. Intro to Physical Education & Sports Science (2009) as a teacher reference for Athletic Training and as a student reference Basic Athletic Training 5th Edition. Lastly, the Aquatics and Lifeguarding teachers would like to purchase Games Gimmicks Challenges (2008) as a teacher reference.

As far as technology at the Secondary level, all middle schools are proposing the need for a Nintendo Wii System and Wii Fit and Wii Active Programs. At the high school level they would also like to have a Wii and Wii Fit and Wii Active Programs for Cross Training I/II. This technology would help them better incorporate activity and movement patterns in their lessons and help promote lifelong wellness.

Fitness Gram, the current assessment monitoring program used in our district for all students grades 4-8 and for a few of our high school courses was also addressed as it was at the Elementary level. The Secondary level was also in agreement as to what the Elementary level stated earlier. They would like to set monies aside for further research and development.

As far as the equipment for all Secondary teachers the needs vary according to each building. All the Secondary buildings were represented and were given an opportunity of requesting additional equipment that is needed to teach the curriculum and this was included in the proposed budget. Proper equipment and updates are of course vital to this curriculum program.

AGENDA ITEM: PreK-12 Art Instructional Materials Proposal

MEETING DATE: January 25, 2010

DEPARTMENT: Educational Services

TITLE: PreK-12 Art Instructional Materials Proposal

BRIEF DESCRIPTION: The PreK-12 Art Framework was approved by the Board of Education on October 19, 2009. The PreK-12 Art Curriculum Planning Committee reconvened on December 14, 2009, to review the results forwarded by the PreK-12 Art Instructional Materials Selection Committee to form their recommendations. The recommendations from the PreK-12 Art Curriculum Planning Committee were reviewed by the Office of Educational Services.

The recommended materials:

- Best meet the standards and indicators within the PreK-12 Art Framework.
- Provide updated materials including textbooks, technology, and equipment for elementary art and middle and high school art courses.
- Will cost an estimated total of \$822,000 with \$318,000 at elementary, \$118,000 at middle, and \$386,000 at high school.
- Continue review of the potential of IWB within middle level art classrooms. Adoption monies, not included in the above estimates, will be needed with the adoption of IWB use or to replace/provide screens.

ACTION DESIRED: Approval X

BACKGROUND:

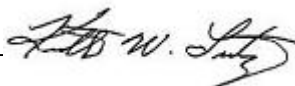
RECOMMENDATIONS: Recommend approval

STRATEGIC PLAN REFERENCE: N/A

IMPLICATIONS OF ADOPTION OR REJECTION: Delay implementation

TIMELINE: Implementation August, 2010

RESPONSIBLE PERSON(S): Dr. Mark Feldhausen, Dr. Carol Newton, Nancy Johnston, Candra Guenther

SUPERINTENDENT'S APPROVAL: _____  _____

BOARD ACTION:

Based on the recommendations from the PreK-12 Art Curriculum Planning Committee, the Office of Educational Services is proposing the following instructional materials adoption. Materials listed in the equipment and technology descriptions are larger cost items and do not reflect all items within the adoption proposal sub-total and total amounts provided below.

Elementary		
Textbook /Teacher Resources	\$310,000.00	Scott Foresman: Art
	\$3,000.00	Art Related Literature Children's Books
Equipment	\$5,000.00	Art Print Racks
Technology	\$0.00	Included: Success Net; TE on-line
Sub-total	\$318,000.00	
Middle School		
Textbook/Teacher Resources	\$8,000.00	Creativity Express CD ROM Art Interaction CD ROM Supplemental Resources
Equipment	\$15,000.00	AMS Kiln, Ware Trucks for pottery/sculpture, Easels, Accessory Kits, Flat Print File, etc.
Technology	\$95,000.00	Mac Laptops (1/teacher & 2/art room for student use) document cameras, tripods, video cameras, Photoshop upgrades, digital cameras, color printers
Sub-total	\$118,000.00	
High School		
Textbook /Teacher Resources	\$70,000.00	Refer to Textbook List/Course Supplemental Resources
Equipment	\$69,000.00	MNHS Kilns, Pug Mills, Storage Files 2D & Pottery Cabinets
Technology	\$247,000.00	Mac Laptops (1/teacher & labs for students) document cameras, tripods, video cameras, Adobe Creative Suites upgrades, digital cameras, color printers, screens, Wacom tablets (digital artwork)
Sub-total	\$386,000.00	
Total PreK-12 Adoption Proposal	\$822,000.00	

PreK-12 Art Curriculum Planning Committee Meeting Recommendations

The PreK-12 Art Curriculum Planning Committee met on December 14, 2009. This committee met to review the findings of the PreK-12 Art Instructional Materials Committee proposals. Elementary, Middle, and High School teachers were represented on this committee along with district and community stakeholders.

Representatives from the PreK-12 Art Instructional Materials Committee shared the results of their committee work. Members of the PreK-12 Art Curriculum Planning Committee reviewed and discussed the results and approved to move them forward as recommendations.

Elementary Art Instructional Materials Committee Results

The PreK-12 Art Instructional Materials Committee met on November 19, 2009. This committee was composed of K-5 classroom teachers. Committee members reviewed three different K-5 Art Programs: Art (Pearson/Scott Foresman), Art Connections (SRA), and Explorations in Art (Davis Publications).

Committee members used a K-5 Art Materials evaluation form which included the National Art Standards and Indicators for the elementary level. There were 3 different groups of teachers and all of them rated Pearson/Scott Foresman the highest at each grade level.

Rationale for selecting this program included: standards are printed within the lesson, engaging student activities, opportunity to use higher level thinking skills, cross-curricular activities, reflection piece, and assessment component.

Middle Level Art Instructional Materials Committee Results

Art teachers representing each of the middle schools met on November 12, 2009. The teachers had the opportunity to review middle level art textbooks and ancillary items from Davis Publications, Pearson/Scott Foresman, and Glencoe/McGraw-Hill. Teachers also brought in resource ideas to share with the committee.

Committee members used a 6-8 Art Materials evaluation form which included the National Art Standards and Indicators for the middle level and their own criteria. After reviewing the textbooks, middle level art teachers decided not to get new textbooks for students. Middle level books were purchased in the last Art adoption because there was a need to use them in order to meet the written outcomes and objectives. Since the last adoption, the move from nine week art classes to the 6 week art classes was established at the middle level. Middle level art teachers do now use the art textbooks more as a resource for students than they did in the past. They recommend keeping the textbooks purchased in the last adoption to serve as a resource.

Instead, the teachers recommended Creativity Express (CD ROM) to use at the 6th and 7th grade level and Art Interactions (CD ROM) to use with 8th grade students. They also selected various DVD's and a teacher resource book to supplement the middle level art program.

High School Art Instructional Materials Committee Results

Representatives from the high schools met on November 5 and November 19, 2009. Art resources from multiple vendors were previewed by the committee members. Teachers also shared textbook ideas with committee members. After the meetings, department heads shared information from the meetings and received input from the art teachers at their buildings.

Primary textbooks were selected for Art Foundations, Art History: Art through the Ages, Color and Design, Drawing, Advanced Drawing, Commercial Graphic Design, Painting, Pottery, and Advanced Pottery & Sculpture.

The High School Course Primary Textbooks and Supplemental Textbook and/or Resources are included on the following chart.

MPS Course	Primary Textbook(s)	Supplemental Textbook and/or Resources
Art Foundations	The Visual Experience Davis Publications, 2005	Art Talk Glencoe (McGraw-Hill), 2005
Art History: Art through the Ages	Art in Focus Glencoe (McGraw-Hill), 2006	Discovering Art History Davis Publications, 2007 The Making and Meaning of Art Pearson/Scott Foresman, 2007
Color & Design	Exploring Visual Design Davis Publications, 2000 <i>2010-11 or 2011-12 update; supplement until new edition</i>	Design Basics Cengage Learning, 2008
Drawing	Discovering Drawing Davis Publications, 2003	
Advanced Drawing	Complete Drawing Book Sterling Publishing Company, 1999	
Commercial Graphic Design	Graphic Design Basics Cengage Learning, 2007 <i>2010-11 or 2011-12 update; supplement until new edition</i>	Graphic Design Solutions Cengage Learning, 2006 <i>2010-11 update; supplement until new edition</i> Graphic Communication Today Cengage Learning, 2004
Painting	Exploring Painting Davis Publications, 2003 <i>2011-12 update; supplement until new edition</i>	
Pottery & Sculpture Advanced Pottery & Sculpture	Experience Clay Davis Publications, 2003 <i>Already in use, replacement only except Horizon</i>	Hands in Clay Glencoe (McGraw-Hill) Ceramics: A Potter's Handbook Cengage Learning, 2002
Advanced Studio Art		The Art of Seeing Pearson/Scott Foresman, 2007 Scholastic Art Scholastic Inc. <i>Annual subscription</i>

AGENDA ITEM: 9-12 Language Arts Electives Instructional Materials Proposal

MEETING DATE: January 25, 2010

DEPARTMENT: Educational Services

TITLE: 9-12 Language Arts Electives Instructional Materials Proposal

BRIEF DESCRIPTION: The PreK-12 Language Arts Framework was approved by the Board of Education on April 13, 2009. The PreK-12 Language Arts Curriculum Planning Committee secondary members reconvened on January 11, 2010, to review the results forwarded by the 9-12 Language Arts Electives Instructional Materials Selection Committee to form their recommendations. The recommendations from the PreK-12 Curriculum Planning Committee secondary members were reviewed by the Office of Educational Services.

The recommended materials:

- Best meet the standards and indicators within the PreK-12 Language Arts Framework while providing student choice through a variety of high school exploratory courses (26) to explore and study.
- Provide updated materials including textbooks, technology, and equipment for high school Language Arts Electives.
- Will cost an estimated total of \$880,000.

ACTION DESIRED: Approval X

BACKGROUND:

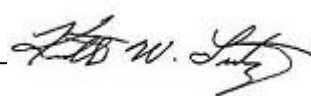
RECOMMENDATIONS: Recommend approval

STRATEGIC PLAN REFERENCE: N/A

IMPLICATIONS OF ADOPTION OR REJECTION: Delay implementation

TIMELINE: Implementation August, 2010

RESPONSIBLE PERSON(S): Dr. Mark Feldhausen, Nancy Johnston, Jan Dahlgaard

SUPERINTENDENT'S APPROVAL: _____  _____

BOARD ACTION:

9-12 Language Arts Electives Instructional Materials Proposal

90

Based on the recommendations from the PreK-12 Language Arts Curriculum Planning Committee secondary members, the Office of Educational Services is proposing the following instructional materials adoption. Materials listed in the textbook, equipment and technology descriptions are larger cost items and do not reflect all items within the adoption proposal total amount provided below.

High School Electives		
Textbook /Teacher Resources	\$560,000.00	Refer to Textbook List/Course Supplemental Resources
Equipment	\$0.00	
Technology	\$320,000.00	Mobile carts with laptops, MAC Desktops & Laptops, Video Cameras, Digital Cameras, Final Cut Pro, Tripods, Adobe Creative Suites licenses, printers, scanners, camera microphones
Total	\$880,000.00	

PreK-12 Language Arts Curriculum Planning Committee Meeting Recommendations

The PreK-12 Language Arts Curriculum Planning Committee secondary members met on January 11, 2010. The secondary committee members met to review the findings of the 9-12 Language Arts Instructional Materials Committees proposals. Middle and High School teachers were represented on this committee along with district and community stakeholders.

Representatives from the sixteen 9-12 Language Arts Instructional Materials Committees shared the results of their committee work. Secondary members of the PreK-12 Language Arts Curriculum Planning Committee reviewed and discussed the results and approved to move them forward as recommendations.

9-12 Language Arts Instructional Materials Committee Results

Sixteen committees met throughout the first semester to select textbooks for a total of twenty-six Language Arts Elective courses. Members were first asked to review the course description, the Language Arts Frameworks. This was followed by either whole group or small group brainstorming of anticipated criteria for ideal textbooks, materials, equipment and technology.

Teachers met as teams to preview and discuss textbooks that were ordered ahead of time from multiple vendors, or teachers brought in textbooks to share with the team. The committees then compared and evaluated each potential textbook according to the Nebraska State Language Arts Standards and Indicators as well as their own criteria. Evaluation forms were completed for each course including the course description, selection criteria for textbooks and supplemental materials, rational for final decision, and recommendation for primary resources.

Many groups required a second meeting to provide time in between sessions for further research, inspection, and sharing among PLCs. This allowed for better decision making and eased the minds of those selecting resources, particularly for the four new courses beginning next fall.

The Elective Courses, Primary Textbooks and Supplemental Textbook, and novels are included on the following chart.

Millard Public Schools Electives Text Selections

AP Language and Composition

Primary Text:

Everything's An Argument, Bedford/St. Martins

Supplemental Resources:

Hodges' Harbrace Handbook, Thomas/Wadsworth

**The Bedford Reader*, Bedford/St. Martins

Supplemental Readings:

Fast Food Nation

Nickel and Dime

1984

AP Literature and Composition

Primary Text:

Perrine's Literature Structure, Sound, and Sense, Holt McDougal

Supplemental Resources:

Hodges' Harbrace Handbook, Thomas/Wadsworth

How to Read Literature Like a Professor, Foster

Supplemental Novels and Plays:

Wit

Going After Cacciato

Oryx and Crake

Who's Afraid of Virginia Woolf

A Streetcar Named Desire

House of Spirits

Slaughterhouse 5

The Iceman Cometh

Master Harold and the Boys

The Lone Ranger and Tonto Fistfight in Heaven

Fool's Crow

Prayer for Owen Meany

English 9 Literacy Enrichment

Primary Texts:

Seeing the Pattern, Bedford custom edition for Millard

Literature & Thought, Perfection Learning: *Family Matters*, and *Justice for All, Who Am I?*

Voyager Journeys III—Part A, with accompanying novels

English 10 Literacy Enrichment

Primary Texts:

Patterns for College Writing: A Rhetorical Reader and Guide, Bedford custom edition for Millard

Essentials of British and World Literature, Holt Elements of Literature, 6th Course

Voyager Journeys III—Part B, with accompanying novels and adaptations of *Romeo & Juliet*, *Frankenstein*, and *The Odyssey*

Literacy Enrichment

Primary Text:

Jamestown Signature, Jamestown

Supplemental Resources

Sourcebook, Great Source Education

Timed Readings Plus, Glencoe

Jamestown Comprehension Series, Jamestown

Adventures in Appreciation: Poetry, Holt

Speech

Primary Text:

Projects in Speech Communication, Perfection Learning

Primary Text:

Mastering Competitive Individual Events, Perfection Learning

Supplemental Resources:

Introduction to Student Congress Debate, NFL

Debate and Advanced Debate

Primary Text:

Competitive Debate: The Official Guide, Penguin

Supplemental Resources:

Classroom reference books

21st Century Media Skills

Primary Text:

Media and Culture: An Introduction to Mass Communications, Bedford/St. Martins

Contemporary Literature

Novels:

Bleachers

City of Thieves

Deception Point

The Glass Castle

Nineteen Minutes

Patriot Games

Sphere

The Templar Legacy

Water for Elephants

The Winner

Winterdance

A Wizard of Earthsea

Creative Writing

Primary Text:

The Practice of Creative Writing, Bedford/St. Martins

Creative Writers' Style Guide, formerly *Writers' Digest Books*

Supplemental Resources:

**Fiction: A Pocket Anthology*, Penguin

Global Perspectives through Literature

Primary Text:

Reading the World, Perfection Learning

Novels:

A Long Way Gone: Memoirs of a Boy Soldier

In the Time of the Butterflies

Persepolis

Things Fall Apart

Zorro

Literature and Film

Primary Texts:

Short Guide to Writing, Pearson/Longman

The Art of Watching Film, McGraw-Hill

Supplemental Resources:

Adaptation: Studying Literature, McGraw-Hill

Collection of short stories

Works:

Taming of the Shrew

Wizard of Oz

3:10 to Yuma

In Cold Blood

Coraline

The Princess Bride

Maltese Falcon

Into the Wild

Dracula

Hamlet

The Natural/Driving Miss Daisy

War of the Worlds/Do Androids Dream...

Literacy for Life I

Primary Text:

Communicating for Success, Thomsen/Southwestern

Supplemental Resource:

**Literature and Thought: Best of Friends*, Perfection Learning

Novels:

Of Mice and Men

A Separate Peace

All Quiet on the Western Front

The Last Lecture

The Pride of Baghdad

The Juvie Three

The Pact: Three Young Men Make a Promise and Fulfill a Dream

Literacy for Life II

Primary Text:

Communicating for Success, Thomsen/Southwestern

Supplemental Resource:

**Literature and Thought: Survival, Sci-Fi Factor, and Mysterious Circumstances*, Perfection Learning

Novels:

Into Thin Air

The Old Man and the Sea

Six Short Stories by Hemingway

City of Ember

Six Short Stories by London

Fahrenheit 451

The Andromeda Strain

Golden Apple & Other Short Stories

And Then There Were None

The Hunger Games

Research Methods

Primary Texts:

Publication Manual of the American Psychological Association, APA

Handbook for Writers of Research Papers, MLA

Drama I

Primary Text:

Theatre Art in Action, Glencoe/McGraw-Hill Learning

Supplemental Resource:

Drama for Reading and Performance, Perfection Learning

Drama II

Primary Text:

Acting One/Acting Two, McGraw-Hill

Major World Dramas, Nexttext by McDougal

Play Directing in the School, Meriwether Publishing

Supplemental Resources:

The Elements of Playwriting, Waveland Press

Theatre Appreciation

Primary Text:

Theatre Collaborative Acts, Pearson

Theatre Technology

Primary Text:

Theatrical Design and Production, McGraw-Hill

Primary Text:

Inside Reporting, McGraw-Hill

Supplemental Resource:

Associated Press Stylebook, Associated Press

Advanced Journalism**Primary Text:**

High School Journalism, Rosen

Teacher Resources:

One Word, Two Words, Hyphenated
Telling the Story, Bedford/St. Martins
A Journalistic Approach to Good Writing

Introduction to Photojournalism**Primary Texts:**

Get the Picture, Jostens

Supplemental Resources:

The Newspaper Designers' Handbook,
At Close Range with National Geographic, National Geographic
National Geographic's The Photographers (DVD), National Geographic
Digital Photography: Top 100 Simplified Tips/Tricks, National Geographic

Yearbook**Primary Text:**

Scholastic Journalism, Blackwell/WileyPublishing

IB Film SL. IB Film HL I. and IB Film HL II**Primary Texts:**

Film History, McGraw-Hill

Film: An Introduction, Bedford/St. Martins

Final Cut Pro: Professional Editing, Peach Pit Press

AGENDA ITEM: Avenue Scholars Bright Futures Foundation

MEETING DATE: January 25, 2010

DEPARTMENT: Educational Services

TITLE: Avenue Scholars Bright Futures Foundation

BRIEF DESCRIPTION: The mission of Avenue Scholars Bright Futures Foundation is *to provide an avenue of success for Omaha area students of talent and need by offering comprehensive support from high school through community college or university graduation leading to enhanced lives and careers.*

Bright Futures Foundation began the Avenue Scholars program at three Omaha area high schools during the 2009-2010 school year. They are expanding their efforts to include three additional area high schools, Millard South High School being one of those, during the 2010-2011 school year.

Additional information about Avenues Scholars program is included.

ACTION DESIRED: Approval X

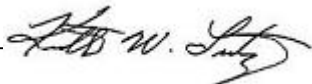
RECOMMENDATIONS: It is recommended that Avenue Scholars program be offered to select Millard South High School students, funded by Bright Futures Foundation, and that the Associate Superintendent for Educational Services, in consultation with District Legal Counsel, be authorized and directed to execute all documents related to this project.

STRATEGIC PLAN REFERENCE: Strategy 6

IMPLICATIONS OF ADOPTION OR REJECTION: Delay implementation

TIMELINE: Second Semester, 2010 - collaborative efforts to prepare for full implementation August, 2010

RESPONSIBLE PERSON(S): Dr. Mark Feldhausen, Nancy Johnston and Dr. Curtis Case

SUPERINTENDENT'S APPROVAL: _____  _____

BOARD ACTION:

- Students are selected to participate in the Avenue Scholars program in the spring of their sophomore year based on multiple criteria including first generation college student, financial need, less than a 2.5 Grade Point Average, on track to graduate, Gallup Hope and Well-being score, and by recommendation.
- Initial student consideration will originate in a collaborative effort among Millard South High School administrators and teachers based on the above criteria. Communication with potential students and parents will be done through presentations, letters home, MSHS Website.
- After an on-line application process, 25 sophomores and 25 juniors will be selected to participate in the Avenue Scholars program at Millard South High School.
- Students are supported during their junior and senior years in high school by a fulltime Talent Advisor who will meet with selected Millard South High School students every other day during a block time period through an elective course, Avenue Scholars Seminar I and Avenue Scholars Seminar II.
- Students interact with the Avenue Scholars Curriculum Components during seminar including:

Cognition	Preparing for academic success
Choices	Setting and achieving personal goals and pursuing individual success
College Access	Understanding the college process
Career Entry	Expanding the vision of what is possible
Community	All in this together - members of a community

Class sessions focus on the above components, tutoring, and specialized activities including ACT test preparation, filling out a college application, etc.

- Students and their families have access and are encouraged to participate in activities at the Avenue Center, where students have additional contact time with their Talent Advisor. Students and families receive academic, social and financial services through the Avenue Center. Transportation will be available for participating students to and from the Avenue Center.
- Summer, evening, weekend and holiday activities with Avenue peer groups are available.
- Success will be accomplished by improved attendance, improved academics, improved hope and well-being, and improved graduation rate through multiple measures.
- Laptop computers upon graduation from high school, stipends for summer work, work study and internship programs are included.
- Students receive support throughout college and in a post-college career.

AGENDA SUMMARY SHEET

AGENDA ITEM: Revision of Rule 5110.2

MEETING DATE: January 25, 2009

DEPARTMENT: Pupil Services

TITLE AND BRIEF DESCRIPTION: Revision of Pre-Kindergarten Transfer of Children within the District, Rule 5110.2

ACTION DESIRED: Approval Informational

BACKGROUND: The changes made to Rule 5110.2 dealing with Pre-Kindergarten program enrollment have been made in recognition of the discussions held by the Board of Education on January 11, 2010, regarding siblings and the changes made to Rule 5110.1 at that time.

OPTIONAL/ALTERNATIVE CONSIDERATIONS: N/A

RECOMMENDATIONS: Approval

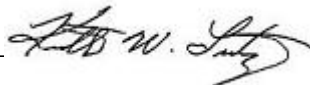
STRATEGIC PLAN REFERENCE: N/A

IMPLICATIONS OF ADOPTION OR REJECTION: Adoption ensures consistency with 5110.1

TIMELINE:

PERSONS RESPONSIBLE: Dr. Kraig Lofquist, Director of Pupil Services, and Dr. Mark Feldhausen, Associate Superintendent for Educational Services.

**EXECUTIVE DIRECTOR,
HUMAN RESOURCES:** _____

SUPERINTENDENT APPROVAL: _____


Pupil Services

Pre-Kindergarten (Pre-K) Transfer of Children within the District

5110.2

- I. Pre-Kindergarten (Pre-K) Within-District Transfers
 - A. Qualified children of pre-kindergarten age residing in the District, or who have at least one parent residing in the District, may apply for participation in the District's pre-kindergarten program. Such request shall be made in accordance with Rule 5100.7.
 - B. A parent of a child who is currently enrolled in a pre-kindergarten program of the District may submit a request to have his/her child attend a different pre-kindergarten program for the next school year. Such request shall be made in accordance with the following procedures.
- II. Pre-Kindergarten (Pre-K) Within-District Transfer Requests for the Subsequent School Year
 - A. Application Timeline
 1. Applications Open: Parents may submit applications for within-District transfers to the Office of Pupil Services after September 1st of the year preceding the school year in which the enrollment is to begin.
 2. Applications Deadline: The deadline for submission of applications for pre-kindergarten within-District transfers shall be February 15th of the preceding school year.
 - B. Approval Process
 1. Applications for within-District transfers will be approved for a specific building or program based upon the order outlined in Section II(C) below.
 2. If requests for within-District transfers exceed capacity a random drawing in the order outlined in Section II(C) below will determine which applications are approved.
 - C. Order of Approval
 1. Qualified children in the school attendance area will be given first choice.
 2. [Qualified siblings of children enrolled in the building or program.](#)
 3. Qualified children from elsewhere within the District.
 4. [Siblings of Other District Resident Children enrolled in the building or program.](#)
 5. Other District Resident Children.
 - D. Notification to Parents: The District shall notify the parents of the approval or denial of their child's request for within-District transfer on or before March 1st of the preceding school year.
 - E. Acceptance by Parents: After receiving notification of approval of a within-District

transfer, the parent shall accept such transfer in writing by completing the District's enrollment process for the child on or before noon on March 10th (or noon the following Monday if March 10th is on a weekend) of the preceding school year.

III. Limitations and Restrictions on Child Eligibility

- A. Qualified resident children who are accepted into a pre-kindergarten program via the within-District transfer process will be assigned back to their home school for kindergarten. If parents of children wish to enroll in a building other than their assigned school they may apply via the District's K-12 Within-District Transfer Policy.
- B. Other District resident children who are accepted into a pre-kindergarten program via the within-District transfer process will be assigned back to their home school within the District for kindergarten.

IV. Transportation

- A. Transportation for children who transfer within the District must be provided by the child's parents or legal guardian unless as otherwise required by law.

V. Conditions of Transfers and Exceptions

- A. The District recognizes the configuration of educational groupings unique to specific pre-kindergarten programs. Such unique configurations may result in the continued participation in said program until such time as the next program grouping is encountered. The District reserves the right to make this determination annually based upon program capacity and other pertinent factors.
- B. Nebraska Department of Education Rule 11 requires Title I funded programs to include children verified as having disabilities pursuant to 92 NAC 51 and to integrate children of diverse social and economic characteristics. Children receiving special education services will be recommended for placement in pre-kindergarten programs by their IEP Teams.
- C. The Superintendent or designee may reassign a student should it be determined that circumstances justify such reassignment.

~~D. Siblings will not be considered a factor in the approval process for within-District transfer requests for pre-kindergarten programs.~~

VI. Qualified Children and Program Qualifications

Nebraska Department of Education Rule 11 provides that grant funds shall be targeted toward serving children whose family income qualifies them for participation in the federal free or reduced lunch program; children who reside in a home where a language other than spoken English is used as the primary means of communication; children

whose parents are younger than eighteen or who have not completed high school; and children who were born prematurely or at a low birth weight as verified by a physician.

- A. Early Intervention Program: Special Education services for eligible children birth to five years old based upon evaluation of the child's skills development. Program services are provided for infants (birth through age two) and for Early Childhood Special Education children ages three to five. Peer students may be admitted based upon federal and state guidelines.
- B. Early Start Preschool: Head Start eligible children who will be entering kindergarten in the fall of the following school year, then free, then reduced priced lunch qualified students.
- C. Title I/Parent Pay Preschool: Qualified Title I children living in low income households who will be entering kindergarten in the fall of the following school year. Remaining slots are available for parent pay children subject to NDE Rule 11 provisions.
- D. Montessori Preschool/Day Care: Open to three and four year olds that have reached that age on or before October 15 of that school year. Program follows Montessori curriculum and methodologies.
- E. English Language Learners: Children whose home language is other than English and who are identified as having limited English language proficiency and will be entering kindergarten in the fall of the following school year.

Related Rules: 5110.1, 5100.7

Legal References: Neb. Rev. Stat. §§79-520, 526 and 1104

Policy Adopted: December 7, 2009; [January 25, 2010](#)

Millard Public Schools
Omaha, Nebraska

AGENDA ITEM: Approve revised 2009-2010 Calendar

MEETING DATE: January 25, 2010

DEPARTMENT: Office of the Superintendent

TITLE AND BRIEF DESCRIPTION: Revised 2009-2010 Calendar

ACTION DESIRED: APPROVAL XX DISCUSSION INFORMATION ONLY

BACKGROUND:

The unusual number of weather days this year has forced us to change several of the days that students were scheduled to be out of school.

The attached calendar includes changing:

- February 11th from a staff development and parent/teacher conference day to a student day.
- March 15th from a staff work day to a student day.

OPTIONS AND ALTERNATIVES CONSIDERED:

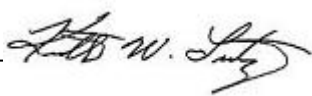
RECOMMENDATION: Approve the revised 2009-2010 calendar.

STRATEGIC PLAN REFERENCE:

IMPLICATIONS OF ADOPTION OR REJECTION:

TIMELINE:

RESPONSIBLE PERSON: Angelo Passarelli

SUPERINTENDENT'S APPROVAL: _____  _____

BOARD ACTION:



2009-10 School Calendar

*Middle and high school calendars are available at <www.mpsomaha.org>

AUGUST					14
M	T	W	Th	F	
3	4	5	6	7	
10	11	12	13	14	
17	18	19	20	21	
24	25	26	27	28	
31					

Aug. 12 First Day for Students

Sep. 7 No School - Labor Day

Oct. 13 End of First Quarter

Oct. 14-16 No School - Conferences/Work Day/Professional Development

FEBRUARY					17
M	T	W	Th	F	
	1	2	3	4	5
	8	9	10	11	12
15	16	17	18	19	
22	23	24	25	26	

SEPTEMBER					21
M	T	W	Th	F	
	1	2	3	4	
7	8	9	10	11	
14	15	16	17	18	
21	22	23	24	25	
28	29	30			

Nov. 26-27 No School - Thanksgiving Break

Dec. 22 First Semester Ends

Jan. 6 Second Semester Begins

Jan. 18 No School - Martin Luther King, Jr. Day

MARCH					10,12
M	T	W	Th	F	
	1	2	3	4	5
	8	9	10	11	12
15	16	17	18	19	
22	23	24	25	26	
29	30	31			

OCTOBER					9,10
M	T	W	Th	F	
			1	2	
5	6	7	8	9	
12	13	14	15	16	
19	20	21	22	23	
26	27	28	29	30	

Feb. 14-12 No School - Conferences/Professional Development

Feb. 15 No School - Presidents' Day - District Professional Development

Mar. 12 End of Third Quarter

Mar. 15 No School - Teacher Work Day

APRIL					17
M	T	W	Th	F	
			1	2	
5	6	7	8	9	
12	13	14	15	16	
19	20	21	22	23	
26	27	28	29	30	

NOVEMBER					19
M	T	W	Th	F	
2	3	4	5	6	
9	10	11	12	13	
16	17	18	19	20	
23	24	25	26	27	
30					

Apr. 5-9 Spring Break

May 7 Half-Day for Middle Schools (5th Grade Orientation)

May 31 Memorial Day

June 2 Last Day of School - Half Day

MAY					18
M	T	W	Th	F	
3	4	5	6	7	
10	11	12	13	14	
17	18	19	20	21	
24	25	26	27	28	
31					

DECEMBER					16
M	T	W	Th	F	
	1	2	3	4	
7	8	9	10	11	
14	15	16	17	18	
21	22	23	24	25	
28	29	30	31		

This calendar includes four days of school that may be used in case of inclement weather. **If fewer (or more) days are used, the last day of school will be adjusted accordingly.**

Quarter Dates/Student Days	
Oct. 13	44 days
Dec. 22	45 days 89 86
Mar. 12	44 days
June 2	47 days 91 94
Total	180 days

No School for Students
 Make-up snow days

JUNE					2
M	T	W	Th	F	
	1	2	3	4	
7	8	9	10	11	
14	15	16	17	18	
21	22	23	24	25	
28	29	30			

JANUARY					17
M	T	W	Th	F	
				1	
4	5	6	7	8	
11	12	13	14	15	
18	19	20	21	22	
25	26	27	28	29	

JULY					0
M	T	W	Th	F	
			1	2	
5	6	7	8	9	
12	13	14	15	16	
19	20	21	22	23	
26	27	28	29	30	

Board Approved: January 21, 2008

AGENDA ITEM: Administrator Recommended for Hire

MEETING DATE: January 25, 2010

DEPARTMENT: Human Resources

TITLE & DESCRIPTION: Assistant High School Principal – Horizon High School

ACTION DESIRED: Approval

BACKGROUND: The position was advertised on Millard’s job posting website and the Omaha World Herald. Nine internal and nineteen external applications were received. The applications were reviewed by Dr. Jim Sutfin and Dr. Keith Lutz. Four applicants from within the district and two external applicants were selected to interview for the position. The interview team included Dr. Jim Sutfin, Dr. Keith Lutz, Kevin Chick, Nancy Johnston, Angie Mercier, Barb Waller, Susan Marlott, Bill Eich, Nancy Poma, Susan Kvasnicka, Linda Abel and Ryan Carruthers. I am recommending the following individual for the position.

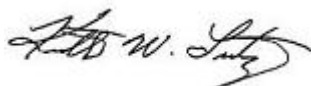
Julie Kemp Recommended for Assistant High School Principal at Horizon High School. Julie has worked for Millard Public Schools since 2002. She is currently a Finance Academy and Business Teacher at Millard North High School and a building Staff Development Facilitator. She holds a Nebraska certification in Secondary Business and as a Certified Public Accountant. Julie has served on the District Strategic Planning Team as both a member and Action Team Leader.

Education: BA – Gustavus Adolphus College; Teacher Academy Project (TAP) – University of Nebraska, Omaha; MA of Science in Secondary School Administration and Supervision (May 2008). She is currently working on a Master’s of Science in Secondary Education at the University of Nebraska, Omaha. Her anticipated date of graduation is December 2010.

OPTIONS & ALTERNATIVES: N/A

RECOMMENDATION: Approval

PERSON RECOMMENDING: Dr. Jim Sutfin

SUPERINTENDENT APPROVAL: 

AGENDA SUMMARY SHEET

Meeting Date: January 25, 2010

Department: Human Resources

Action Desired: Approval

Background: Personnel items: (1) Hires; (2) Amended Contracts; (3) Leave of Absence; (4) Resignations; (5) Voluntary Separation Program (VSP)

Options/Alternatives Considered: N/A

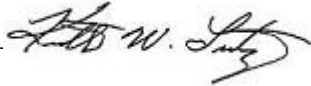
Recommendations: Approval

Strategic Plan Reference: N/A

Implications of Adoption/Rejection: N/A

Timeline: N/A

Responsible Persons: Dr. Jim Sutfin

Superintendent's Signature: _____  _____

January 25, 2010

AMENDMENT TO CONTINUING CONTRACTS**Recommend: Amendment to the following contracts:**

1. Denise Caniglia – Counselor – Amend contract to 100% FTE at Disney Elementary School (50%) and Harvey Oaks Elementary School (50%). (She is currently 50% at Disney Elementary and 30% at Harvey Oaks Elementary Schools.)

January 25, 2010

RESIGNATIONS

Recommend: the following resignations be accepted:

1. Josh Anderson – Grade 5 teacher at Aldrich Elementary School. Resigning at the end of the 2009-2010 school year to pursue other opportunities in education.

January 25, 2010

Voluntary Separation

Recommend: The following qualified candidates be approved to participate in the District's Voluntary Separation Program:

26. Karen A. Richter – Special Education teacher at Millard North High School. – 23 years of service.
27. Loretta A. Schrad – Family Consumer Science teacher at Andersen Middle School. – 32 years of service.
28. Connie J. Halldorson – Early Literacy Interventionist teacher (ELI) at Holling Heights Elementary School. – 27 years of service.

January 25, 2010

TEACHERS RECOMMENDED FOR HIRE

Recommend: the following teachers be hired for the 2009/2010 school year:

1. Pamela H. Epstein – MA – University of Nebraska, Omaha. Instructional Facilitator (50%) at Harvey Oaks Elementary School for the 2010-2011 school year. Previous Experience: Millard Public Schools (2005-2007); Omaha Public Schools (1982-2004)

Recommend: the following teachers be hired for the 2010/2011 school year:

1. Kelly S. Moor – BA – University of Nebraska, Lincoln. Spanish teacher at Millard North High School for the 2010-2011 school year. Previous Experience: Millard Public Schools (1991-1996)
2. Nicholas D. Gruhlke – BA – University of Northern Iowa. Science teacher at Central Middle School for the 2010-2011 school year.
3. Paula J. Betzold – MA – University of Nebraska, Lincoln. Media Specialist at Aldrich Elementary School for the 2010-2011 school year. Previous Experience: Bellevue Public Schools (2008-Current); Cherry Creek School District (1998-2001); Littleton Public Schools (1995-1998); Alief Independent School District, TX (1993-1995)
4. Christina A. Helmke – BA – University of Kearney. Special Education Resource teacher at Andersen Middle School for the 2010-2011 school year.
5. Ann E. Stritt – MA+3 – Doane College. Language Arts teacher at Beadle Middle School for the 2010-2011 school year. Previous Experience: Short Term Contract Millard Public Schools (2009-2010).
6. Jennifer S. Duncan – MA+7 – University of Nebraska, Omaha. Media Specialist (60%) at Willowdale Elementary School for the 2010-2011 school year. Previous Experience: Omaha Public Schools (2008-Present); North Carolina Private School (Aug. 2004-Dec. 2005); Omaha Private Schools (1995-1994 and 2001-2003)
7. Nancy J. Brummel – BA – William Penn College – Science teacher at Beadle Middle School for the 2010-2011 school year.
8. Melissa A. Kosch – MA+6 – Wayne State University. Math teacher at Andersen Middle School for the 2010-2011 school year. Previous Experience: Short Term Contract – Millard Public Schools (2009-2010).
9. Michelle S. Williamson – MA – Doane College Language Arts teacher at Millard North High School for the 2010-2011 school year. Previous Experience: Short Term Contract Millard Public Schools (2009-2010).

AGENDA SUMMARY SHEET

AGENDA ITEM: Legislative Update

MEETING DATE: January 25, 2010

DEPARTMENT: Office of the Superintendent

TITLE AND BRIEF DESCRIPTION: Legislative Update for the 101st Legislature 2nd session.

ACTION DESIRED: APPROVAL ____ DISCUSSION ____ INFORMATION ONLY XX

Hearings

Hearing started and will run through February 1st.

Learning Community Bills

LB 391 (Adams) Change the manner of distribution of tax revenue within learning communities

<http://www.unicam.state.ne.us/FloorDocs/Current/PDF/Intro/LB391.pdf>

LB 418 (Price) Require valuation changes by the Tax Equalization and Review Commission among counties which have learning communities

LB 597 (Ashford) Change provisions relating to collaborative focus schools and programs and magnet schools

<http://www.unicam.state.ne.us/FloorDocs/Current/PDF/Intro/LB597.pdf>

Impact Bills

LB 67 (Friend) Adopt the Elementary and Secondary Education Opportunity Act (oppose)

<http://www.unicam.state.ne.us/FloorDocs/Current/PDF/Intro/LB67.pdf>

~~LB 72 (Cornett) Provide for management of students' and children's life-threatening allergies~~

~~<http://www.unicam.state.ne.us/FloorDocs/Current/PDF/Intro/LB72.pdf>~~

LB 240 (Pahls) Require a minimum level of expenditures for direct classroom instruction (oppose)

<http://www.nebraskalegislature.gov/FloorDocs/Current/PDF/Intro/LB240.pdf>

LB 255 (Harms) Require lap-shoulder belts in school buses

<http://www.unicam.state.ne.us/FloorDocs/Current/PDF/Intro/LB255.pdf>

LB 364 (Pankonin) Permit school districts to exceed expenditure limits for costs relating to voluntary termination agreements <http://www.unicam.state.ne.us/FloorDocs/Current/PDF/Intro/LB364.pdf>

LB 697 (Pahls) Prohibit use of wireless devices by school bus drivers (support)

<http://nebraskalegislature.gov/FloorDocs/Current/PDF/Intro/LB697.pdf>

LB 741 (Avery) Exclude lobbying expenses as a general fund operating expenditure for purposes of the Tax Equity and Educational Opportunities Support Act

<http://nebraskalegislature.gov/FloorDocs/Current/PDF/Intro/LB741.pdf>

LB 742 (McCoy) Provide requirements for settlement agreements involving public entities and provide that such agreements are public records

<http://nebraskalegislature.gov/FloorDocs/Current/PDF/Intro/LB742.pdf>

LB 754 (Giese) Adopt the Blind Persons Literacy Rights and Education Act

<http://nebraskalegislature.gov/FloorDocs/Current/PDF/Intro/LB754.pdf>

LB 800 (Ashford) To provide methods of early intervention for children at risk (oppose)

<http://nebraskalegislature.gov/FloorDocs/Current/PDF/Intro/LB800.pdf>

ESU Bills

LB 281 (Mello) Change educational service unit board membership provisions (oppose)

<http://www.unicam.state.ne.us/FloorDocs/Current/PDF/Intro/LB281.pdf>

Senator Lathrop agreed to drop a bill that would restore our ESU money that is now going to the Learning Community governance.

National News and Advocacy Issues

Department of Education officials say they expect a rewrite of the 8-year-old No Child Left Behind law this year, but an exact date is not known. Education Secretary Arne Duncan and other Obama administration officials have promised reform but have focused on encouraging school reform through Race to the Top grants. (Texas has opted out of all Race To The Top Funds.)

Ongoing discussions and meetings with Education Department officials suggest the agency's approach to the renewal of ESEA will focus on accountability and assessment, as well as teacher and principal professional development and evaluation. Also, it is expected to move to expand 'categories' of schools -- a differentiation of accountability -- from those needing help to those doing well.

According to our sources, the President's 2011 budget (money districts will receive for 2011-2012) is expected to propose a major elimination of small programs and a shift of others toward competitive grants, as opposed to formula grants that distribute directly to districts based on student demographic data. We also are concerned about the fate of larger programs, given this year's elimination of the Safe and Drug-Free schools program and 63 percent slash in the Education Technology program.

STRATEGIC PLAN: Implemented Strategies and Superintendent's Goals

RESPONSIBLE PERSON: Angelo Passarelli

SUPERINTENDENT'S APPROVAL: _____

Arthur W. Lathrop


Preliminary Projections for 2010-11 Based on Neighborhood Residence/School Assignment

	Census K 2010	Proj 1st 2010	Proj 2nd 2010	Proj 3rd 2010	Proj 4th 2010	Proj 5th 2010	self cont	Projected Total	Official End-of-Sept. 2009	Difference
Abbott	46	81	80	70	71	71		419	427	-8
Ackerman	99	74	93	91	88	85		529	536	-7
Aldrich	28	73	64	57	98	70		391	435	-44
Black Elk	86	82	79	91	97	84		519	539	-20
Bryan	52	68	63	66	67	58		375	379	-4
Cather	30	92	78	80	74	68		422	455	-33
Cody	31	40	36	32	38	26	19	223	233	-10
Cottonwood	65	66	53	53	51	61		350	353	-3
Disney	55	45	43	39	41	30	13	265	266	-1
Ezra Millard	45	63	66	66	65	64	11	380	383	-3
Harvey Oaks	36	46	47	47	58	57		292	294	-2
Hitchcock	17	33	24	24	30	25	18	170	181	-11
Holling Heights	54	66	60	62	63	71	11	386	408	-22
Montclair	45	86	82	91	88	90		482	521	-39
Morton	66	52	49	60	62	70	12	372	358	14
Neihardt	85	94	87	98	107	98		569	557	12
Norris	62	69	55	50	58	64		358	356	2
Reagan	145	111	136	113	96	75		675	607	68
Reeder	101	76	67	102	91	98	15	550	461	89
Rockwell	40	50	54	50	54	45	20	312	335	-23
Rohwer	85	72	70	85	82	77	16	487	488	-1
Sandoz	36	54	57	54	38	50		288	308	-20
Upchurch	98	100	87	83	54	50		472	390	82
Wheeler	89	86	103	104	105	101	20	609	613	-4
Willowdale	35	61	62	69	76	95		398	417	-19
	1531	1740	1694	1737	1750	1683	155	10290	10300	-10
		Proj 6th 2010	Proj 7th 2010	Proj 8th 2010	Proj Total				Official End-of-Sept. 2009	Difference
AMS		296	251	260	806				783	23
BMS		400	273	299	972				862	110
CMS		215	259	258	732				727	5
KMS		229	283	312	825				884	-59
NMS		218	317	258	794				804	-10
RMS		283	294	289	866				866	0
MS Alter			6	12	18				23	-5
		1641	1683	1689	5013				4949	64
		Proj 9th 2010	Proj 10th 2010	Proj 11th 2010	Proj 12th 2010	Proj Total			Official End-of-Sept. 2009	Difference
North HS		523	645	599	589	2355			2458	-103
South HS		499	476	485	517	1976			1993	-17
West HS		625	570	512	501	2208			2144	64
MLC				19	71	90			82	8
		1647	1692	1614	1678	6630			6677	-47
Contracted SPED	45								44	1
Young Adult Program	57								55	2
District Projected Total with Contracted SPED and YAP						22035			22025	
District Projected Total without Contr SPED and YAP						21933			21926	8



APTITUDE & ACHIEVEMENT PROFILES 2009-2010

**MILLARD PUBLIC SCHOOLS
OMAHA, NEBRASKA**
Office of Planning, Evaluation, and Information Services



Dr. Jon Lopez
Executive Director

Janet Klostermann
Specialist

January 2010

TerraNova Results 2009-10

Background

The version of the *TerraNova* that Millard Public Schools is using is called the “multiple assessments” form because it is made up of both open-ended (constructed response) items and multiple choice items. We are also using the science and social studies subtests of the *TerraNova* and a related aptitude test, the Test of Cognitive Skills, Second Edition (TCS/2).

Reading/Language Arts

The Reading/Language Arts portion of the *TerraNova* measures reading comprehension, language expression, vocabulary, and reference skills. These are integrated together, around “themes” that provide context and link together the different items.

Mathematics

The math subtest uses realistic topics to keep students engaged with the assessment content. Graphics are used extensively, as are procedures such as estimation, computation, and reasoning skills.

Science

The science assessment is linked to the national science standards in life sciences, physical sciences, Earth and space sciences, and inquiry. Items also assess relationships such as science-and-society and the history and nature of science.

Social Studies

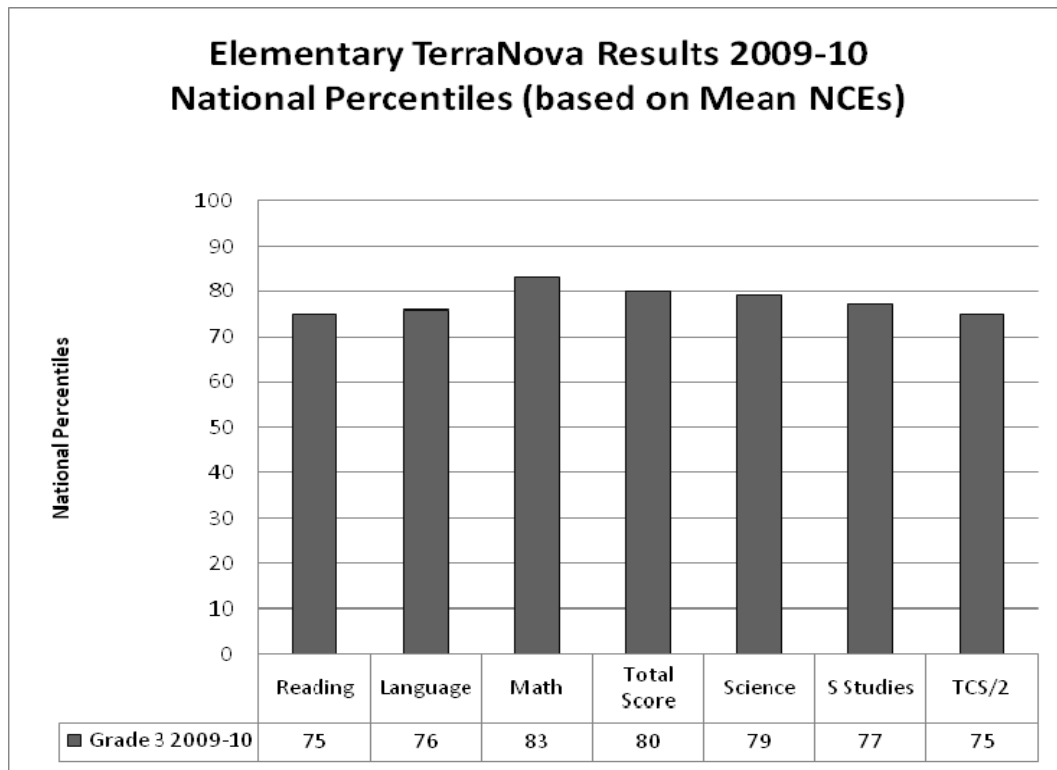
The social studies test emphasizes the relationships of history, geography, government and economics. Context is provided by a variety of materials such as maps, political cartoons, photographs and authentic quotations.

Test of Cognitive Skills, Second Edition

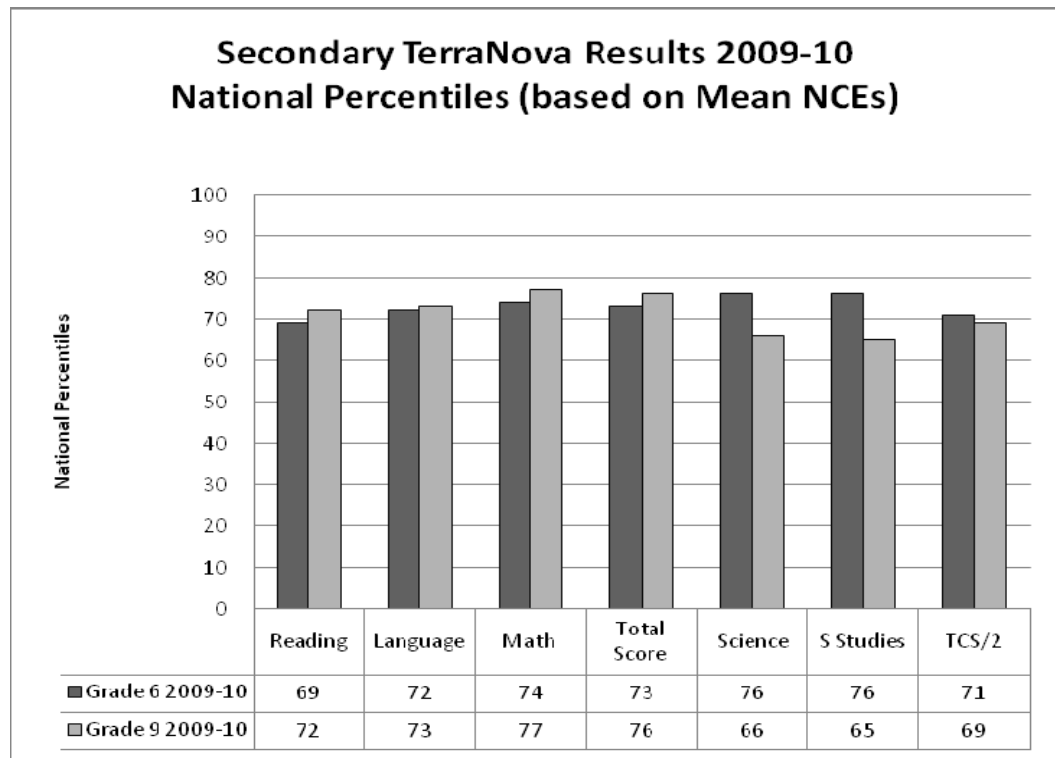
The TCS/2 is a group-administered aptitude test designed to be predictive of school success. It includes measures of understanding of verbal and non-verbal concepts, memory, and the comprehending of relationships between ideas.

Results

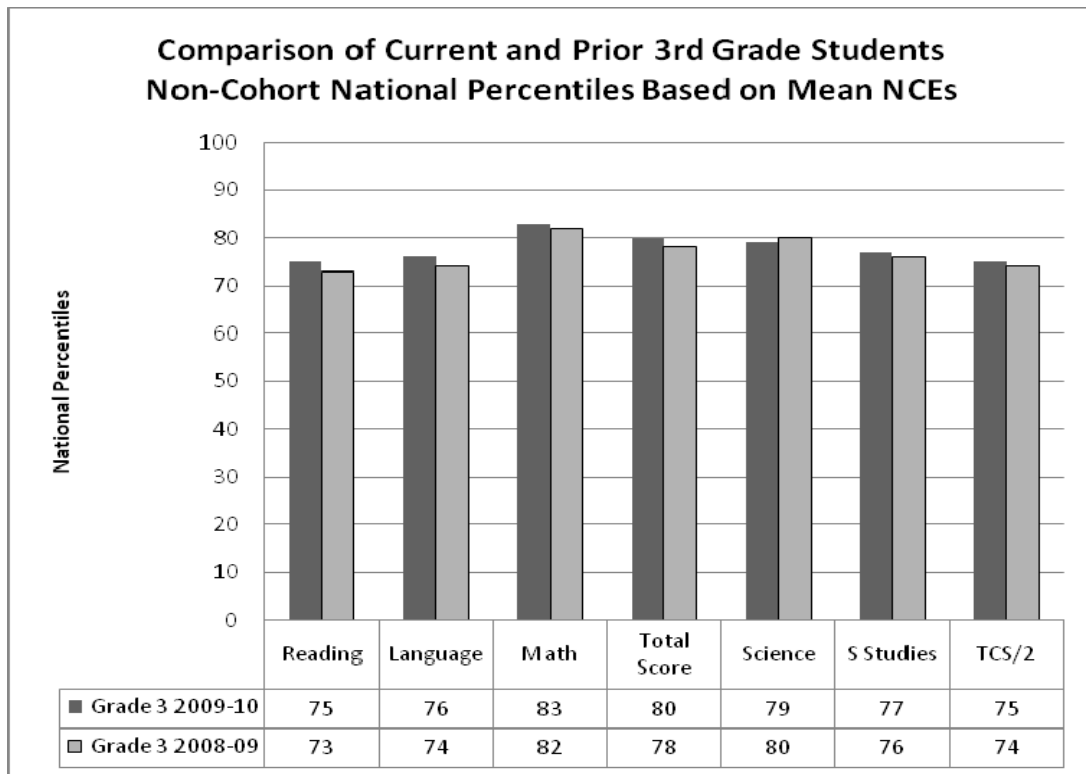
The results are presented both at the district level and at the building level in a non-cohort manner. The first analysis shows the overall district wide performance for 3rd, 6th, and 9th grades using national percentiles, for the subtests and for the total score. The total score is based on reading, language, and math (i.e., science and social studies are not represented in the total score).



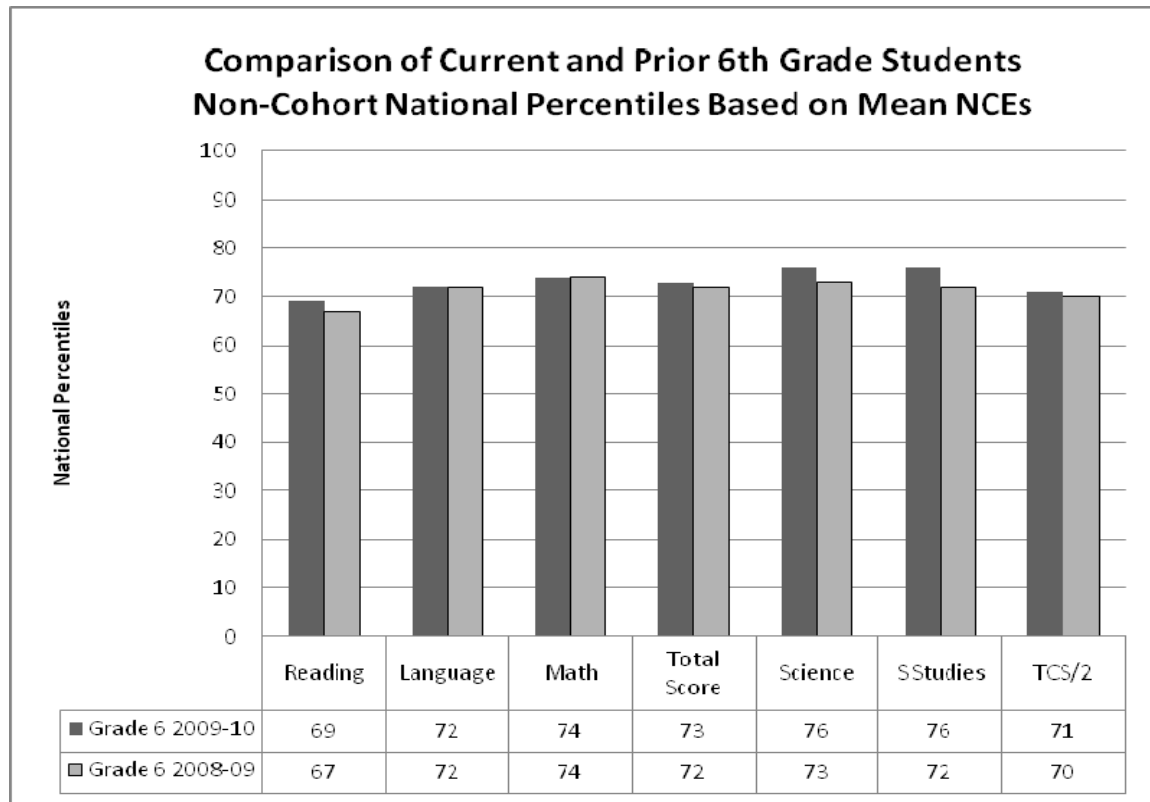
Elementary results varied from the 75th percentile (reading subtest) to the 83rd percentile (math subtest).



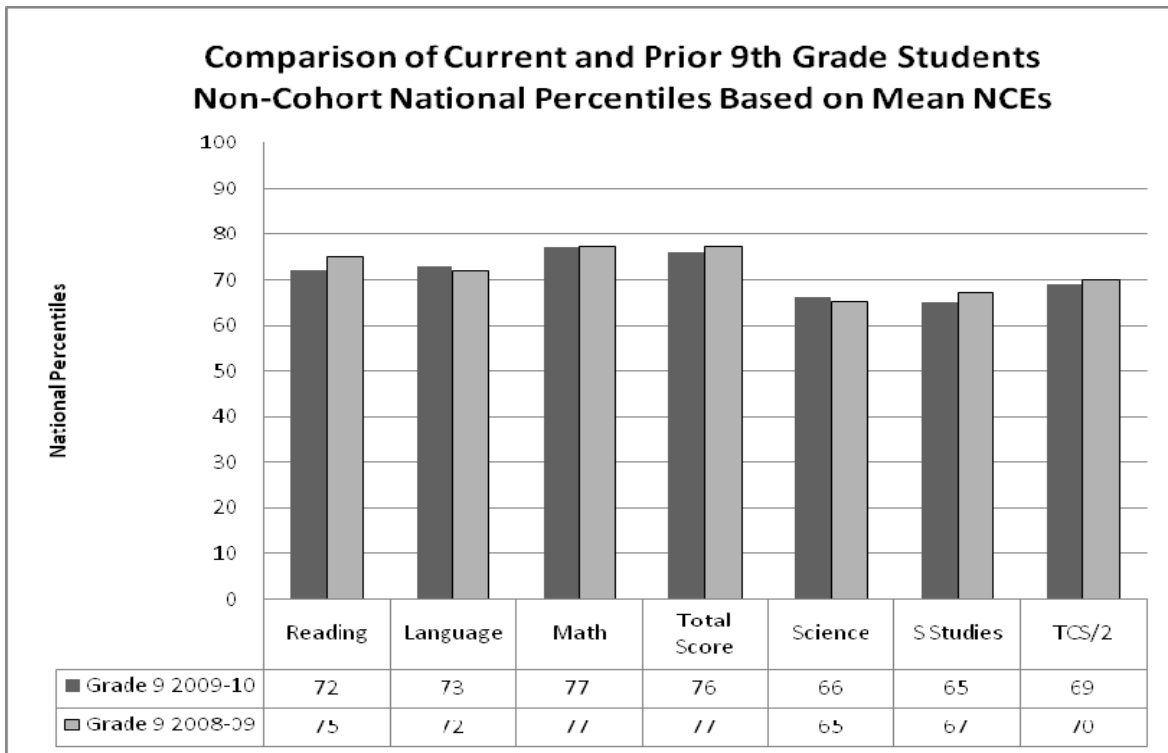
Middle school results varied from the 68th percentile in 6th grade reading to the 76th percentile for 6th grade science and social studies. High school results varied from the 65th percentile in 9th grade social studies to the 77th percentile for 9th grade math.



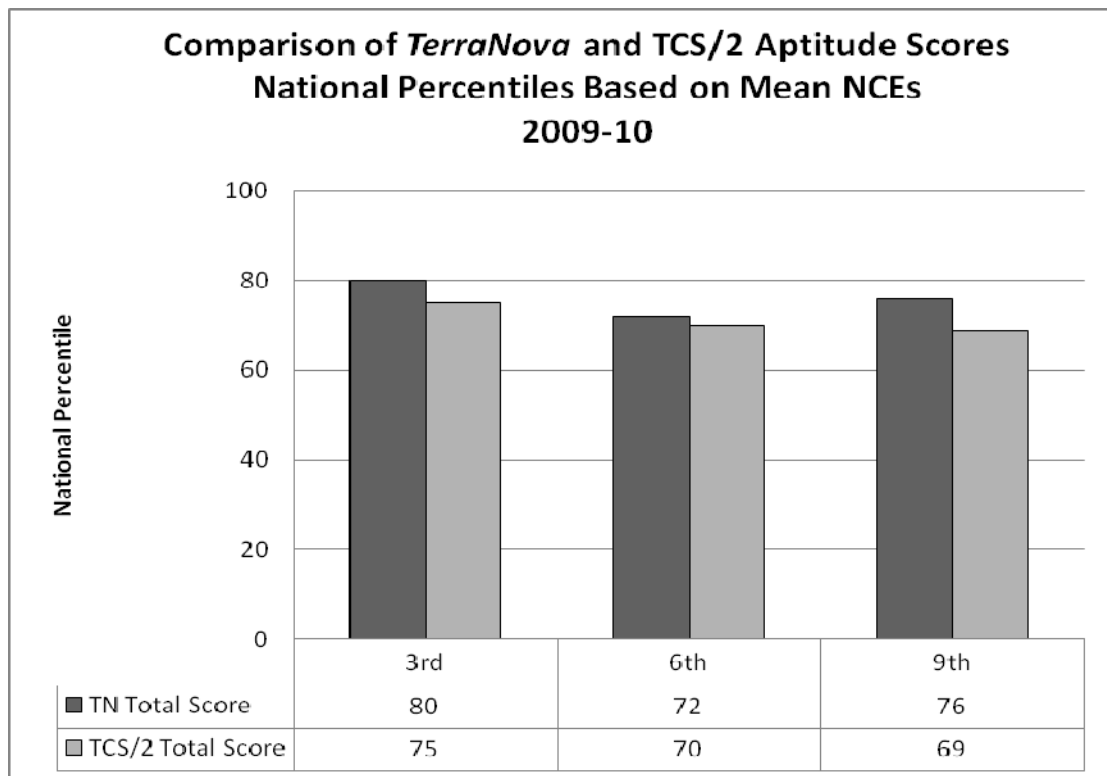
When comparing the 2009-2010 3rd grade students, to the 3rd grade students in 2008-2009, this year's students scored higher on five of six subtests and total score. In both years, students score well above the national average.



When comparing the 2009-2010 6th grade students, to the 6th grade students in 2008-2009, this year's students maintained the same high level of performance in language and math and improved in all other areas. In both years, the student scored well above the national average.



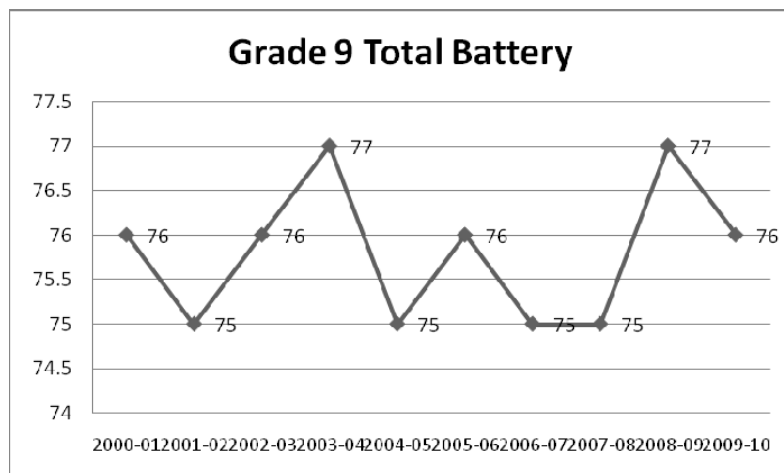
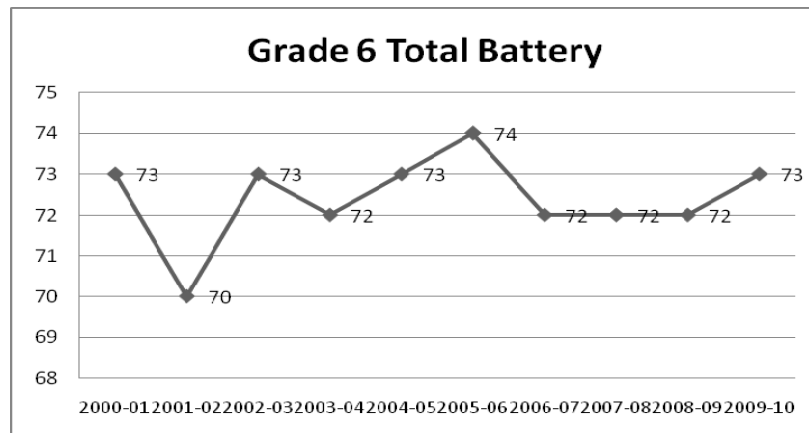
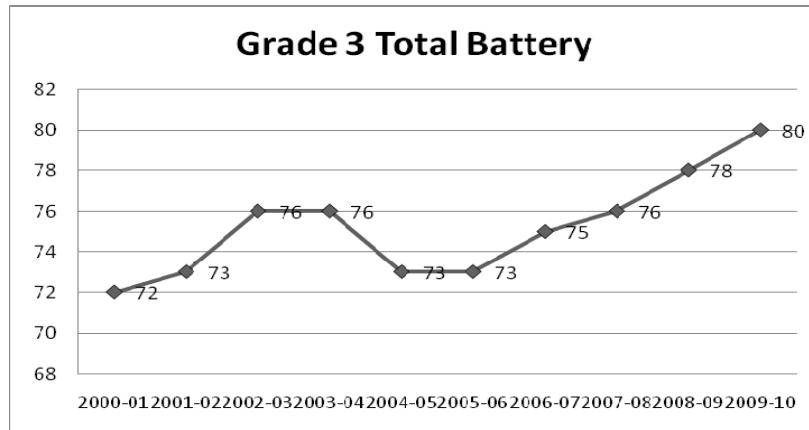
When comparing the 2009-2010 9th grade students, to the 9th grade students in 2008-2009, this year's students scored higher on 2 subtests as compared to last year's students. In both years, students score well above the national average.



The Test of Cognitive Skills is designed to be predictive of school success and yields score that can be compared to the National Percentile to determine if students are performing as well as predicted. It can be stated that students in all grade levels tested, on average out-performed their predicted score.

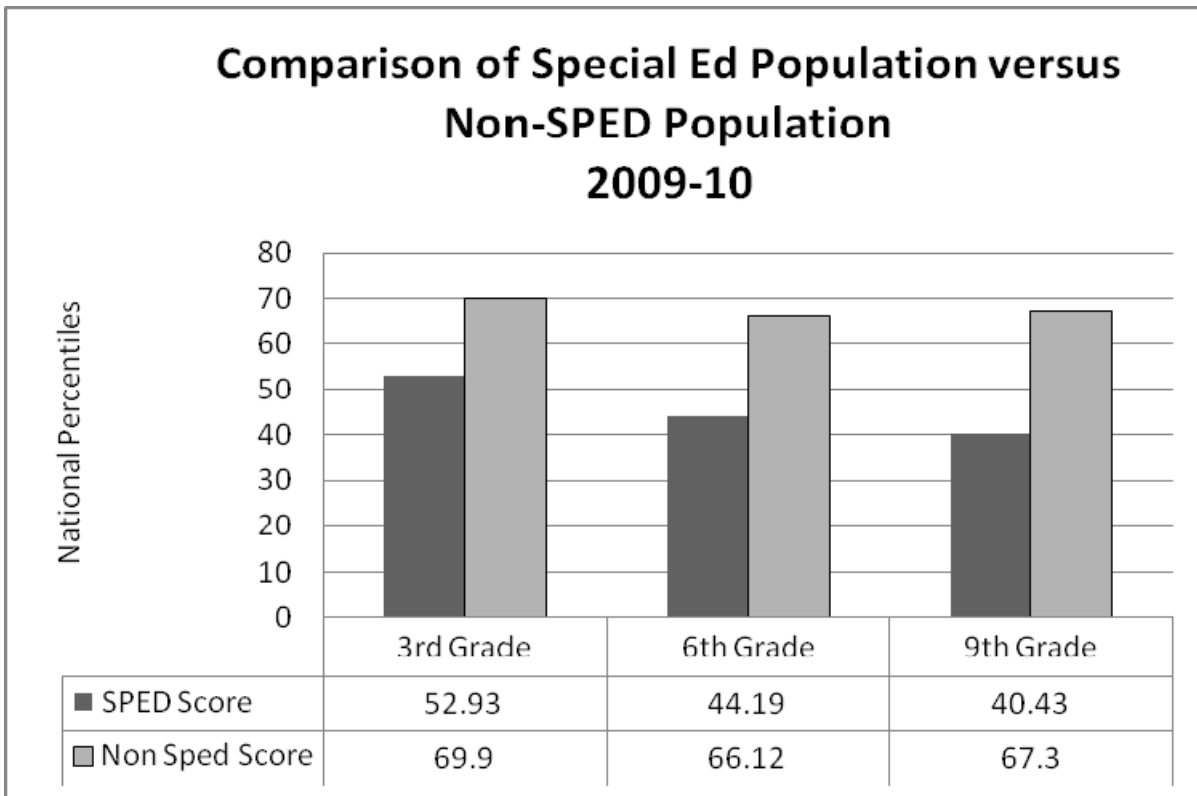
The following graphs compare the total battery scores for all grades tested, for the ten years that we have been using the TerraNova. These results show comparisons of different groups of students each year (non-cohort data).

Because this is non-cohort data, these data reflect more on the curriculum and instruction program growth over time, rather than student growth.



The percent of special education students in the grade levels tested were as follows: 3rd grade – 15.9%; 6th grade – 15.3% and 9th grade – 11.5%.

This graph shows the district wide SPED vs. non-SPED disaggregation on the total battery score. The mean percentile for SPED score in the district ranged from the 40th percentile (9th grade) to the 53rd percentile (3rd grade). These scores are comparable to last year’s results, when the SPED population scores ranged from the 43rd to the 52nd percentiles.



Summary

The analysis of non-cohort groups showed that Millard students continued to score above average on the *TerraNova*. Maintaining a high level of academic achievement over time indicates that buildings are delivering effective instruction. Notable is the fact that although it is sometimes difficult to make significant gains when a district achieves largely in the top two quartiles as compared to the national norm, Millard elementary schools demonstrated significant progress over time. There continues to be an overall gap in achievement between Special Education students and their non-disabled peers. The gap in achievement between these groups is quite variable among schools. School-level results in the appendix provide a comparison of this data.

Appendix: School-Level Results and SPED Disaggregations
by Building

**TerraNova 2009-10
SPED vs. Non-SPED
Disaggregations
National Percentiles**

	TOTAL SCORE	
	SPED	Non-SPED
District	56	83
3rd Grade	39	78
6th Grade	32	79
9th Grade		
Abbott 3rd Grade	72	86
Ackerman 3rd Grade	33	83
Aldrich 3rd Grade*		91
Black Elk 3rd Grade	78	88
Bryan 3rd Grad	28	66
Cather 3rd Grade	56	86
Cody 3rd Grade	32	71
Cottonwood 3rd Grade	61	86
Disney 3rd Grade*		88
Ezra 3rd Grade	49	81
Harvey Oaks 3rd Grade	76	82
Hitchcock 3rd Grade	51	89
Holling Heights 3rd Grade	47	68
Montclair 3rd Grade	52	80
Morton 3rd Grade	67	85
Neihardt 3rd Grade	55	75
Norris 3rd Grade	34	84
Reagan 3rd Grade	71	82
Reeder 3rd Grade	58	78
Rockwell 3rd Grade	76	78
Rohwer 3rd Grade	72	86
Sandoz 3rd Grade	45	81
Wheeler 3rd Grade	42	85
Willowdale 3rd Grade	43	83
Upchurch 3rd Grade	51	87
AMS 6th Grade	33	73
BMS 6th Grade	31	77
CMS 6th Grade	38	71
KMS 6th Grade	46	79
NMS 6th Grade	56	81
RMS 6th Grade	36	82
North HS 9th Grade	36	82
South HS 9th Grade	28	73
West HS 9th Grade	36	81

- Fewer than 5 students in a SPED group.

TerraNova School-Level Results: National Percentiles of the Mean NCE

	Terra Nova READING 2008-09	Terra Nova READING 2009-10	Terra Nova MATH 2008-09	Terra Nova MATH 2009-10	Terra Nova LANGUAGI 2008-09	Terra Nova LANGUAGE 2009-10	Terra Nova TOTAL SCORE 2008-09	Terra Nova TOTAL SCORE 2009-10	TerraNova SCIENCE 2008-09	TerraNova SCIENCE 2009-10	TerraNova SOC STDY 2008-09	TerraNova SOC STDY 2009-10	TCS/2 2008-09	TCS/2 2009-10
DISTRICT														
3	73	75	82	83	74	76	78	80	80	79	76	77	74	75
6	67	69	74	74	72	72	72	73	73	76	72	76	70	71
9	75	72	77	77	72	73	77	76	65	66	67	65	70	69
ABBOTT														
3	74	81	86	86	77	81	81	84	88	81	88	79	78	78
ACKERMAN														
3	70	76	82	81	74	73	77	78	81	79	76	76	72	71
ALDRICH														
3	77	88	85	92	78	89	82	91	86	86	80	87	85	87
BLACK ELK														
3	72	82	85	90	78	84	80	87	79	85	80	84	75	80
BRYAN														
3	65	53	76	65	69	54	71	57	75	61	74	59	83	61
CATHER - Traditional														
3	75	75	85	81	75	75	80	72	84	71	77	78	65	89
CATHER - CORE														
3	80	83	90	89	77	84	84	87	89	82	83	87	90	81
CODY														
3	67	65	73	66	72	65	72	67	64	66	68	64	61	61
COTTONWOOD														
3	71	79	72	86	67	76	71	82	79	82	73	78	68	77
DISNEY														
3	76	84	82	88	73	83	78	87	74	83	78	85	70	81
EZRA MILLARD														
3	78	74	87	78	80	74	84	77	85	77	80	78	77	75
HARVEY OAKS														
3	74	75	84	86	76	76	80	81	82	86	78	79	83	77
HITCHCOCK														
3	73	75	78	81	67	76	74	79	74	80	70	81	76	78
HOLLING HEIGHTS														
3	60	64	64	68	63	60	63	65	69	60	62	63	58	55

TerraNova School-Level Results: National Percentiles of the Mean NCE

	Terra Nova READING 2008-09	Terra Nova READING 2009-10	Terra Nova MATH 2008-09	Terra Nova MATH 2009-10	Terra Nova LANGUAGE 2008-09	Terra Nova LANGUAGE 2009-10	Terra Nova TOTAL SCORE 2008-09	Terra Nova TOTAL SCORE 2009-10	TerraNova SCIENCE 2008-09	TerraNova SCIENCE 2009-10	TerraNova SOC STUDY 2008-09	TerraNova SOC STUDY 2009-10	TCS/2 2008-09	TCS/2 2009-10
MONTCLAIR - Traditional 3	75	59	85	79	75	67	80	71	80	73	80	69	70	63
MONTCLAIR - Montessori 3	88	77	95	89	86	75	92	84	91	81	89	83	80	79
MORTON 3	76	82	84	85	79	79	81	84	81	86	80	80	71	82
NEIHARDT 3	63	68	73	77	61	69	66	73	78	76	74	73	63	69
NORRIS - Traditional 3	63	73	73	86	61	73	66	78	78	78	74	80	59	73
NORRIS - Montessori 3	68	76	79	80	66	74	72	67	88	70	81	78	70	67
REAGAN 3	77	76	84	85	74	76	80	81	75	76	75	78	70	76
REEDER 3	77	73	88	81	74	68	82	76	87	76	80	77	77	78
ROCKWELL 3	78	71	84	81	79	76	82	77	84	73	75	72	72	68
ROHWER 3	78	80	88	87	78	81	84	84	87	84	86	81	78	79
SANDOZ 3	69	69	80	82	73	70	75	75	77	77	71	73	73	70
WHEELER 3	76	74	82	81	74	74	79	78	82	78	76	77	81	78
WILLOWDALE 3	72	75	76	85	73	80	75	82	77	81	71	79	72	76
UPCHURCH 3	77	77	82	85	79	77	80	81	78	84	78	81	75	75

TerraNova School-Level Results: National Percentiles of the Mean NCE

	Terra Nova READING 2008-09	Terra Nova READING 2009-10	Terra Nova MATH 2008-09	Terra Nova MATH 2009-10	Terra Nova LANGUAGI 2008-09	Terra Nova LANGUAGE 2009-10	Terra Nova TOTAL SCORE 2008-09	Terra Nova TOTAL SCORE 2009-10	TerraNova SCIENCE 2008-09	TerraNova SCIENCE 2009-10	TerraNova SOC STDY 2008-09	TerraNova SOC STDY 2009-10	TCS/2 2008-09	TCS/2 2009-10
ANDERSEN MS 6	60	65	64	69	63	65	63	67	67	69	66	73	73	60
BEADLE MS 6	71	68	77	74	72	69	75	72	75	76	76	76	77	70
CENTRAL MS 6	65	60	69	62	71	65	70	63	67	68	68	70	61	58
KIEWIT MS 6	67	72	76	75	75	77	75	77	75	80	71	77	78	76
NORTH MS 6	66	74	73	80	72	76	72	79	73	78	73	78	70	75
RUSSELL MS 6	70	70	80	80	76	74	77	77	77	80	74	77	73	75
NORTH HS 9	66	75	73	80	72	77	72	80	73	70	73	70	76	73
SOUTH HS 9	66	65	66	70	62	64	66	68	56	60	58	58	58	63
WEST HS 9	78	74	81	78	75	75	80	78	67	66	69	66	75	70

AGENDA SUMMARY SHEET

AGENDA ITEM: Investment Report

MEETING DATE: January 25, 2010

DEPARTMENT: Business

TITLE & BRIEF DESCRIPTION: Investment Report – A report of the current investments and investment practices of the district.

ACTION DESIRED: Approval Discussion Information Only .

BACKGROUND: Attached is the Quarterly Investment Report for the period ending December 31, 2009.

OPTIONS AND ALTERNATIVES: n/a


RECOMMENDATION: n/a

STRATEGIC PLAN REFERENCE: n/a

IMPLICATIONS OF ADOPTION/REJECTION: n/a

TIMELINE: n/a

RESPONSIBLE PERSON: Chris Hughes (Accounting Manager) & Ken Fossen (Assoc. Supt.)

SUPERINTENDENT'S APPROVAL: 

Millard Public Schools
Investment of Funds
December 31, 2009

Nebraska School District Liquid Asset Fund

The Millard Public Schools utilizes the Nebraska School District Liquid Asset Fund (referred to as either NSDLAF or CADRE, the financial services firm which manages the fund) for day-to-day investing. NSDLAF was established in 1988. The fund is offered exclusively to Nebraska school districts, educational service units, and technical community colleges. The fund's objective is to allow school districts to pool their dollars for investment. The fund invests in items permitted by Nebraska law (i.e. repurchase agreements, U.S. Government Agency Obligations, U.S. Treasury Bills and Certificates of Deposit).

MPS maintains two liquid accounts that can be accessed daily. The General Fund, Food Service Fund, Administrative Activity Fund, Special Building Fund, Bond Fund, Depreciation Fund, Construction Fund and Employee Benefit Fund utilize one account. This account is used throughout the month as taxes, state aid, etc. are received and as bills or payroll are paid. The other account is utilized by the various middle schools. As of December 31, 2009, the 7-day current yield for these accounts was 0.11%. MPS also utilizes long term fixed investments (examples: 30, 60, 90 day US Government Securities, Certificates of Deposits, etc). The current rate of return depends on the term, with the district currently earning 1.24% to 4.25%.

Sweep Account for General Checking Account

Each day, any balance remaining in the District's main checking account above the level necessary to avoid service charges is invested in either U.S. Government agency backed repurchase agreements (amounts under \$25,000) or commercial paper notes (amounts over \$25,000). The interest rate for the sweep account is currently 0.10%.

Bond Fund Trust Account at First National Bank of Omaha

Taxes and other revenues received for the repayment of bond principal and interest are invested through the trust department at First National Bank of Omaha. The funds are invested in U.S. Treasury Bills, individual U.S. Government Agency backed securities, or a money market account which invests in U.S. Government backed agency securities, based on the funds available, the time line until the next debt service payment, and the available yields. The trust account balance as of December 31, 2009 was \$4,978,448.05.

AGENDA SUMMARY SHEET

AGENDA ITEM: Quarterly M&O Report

MEETING DATE: January 18, 2010

DEPARTMENT: General Administration

TITLE & BRIEF DESCRIPTION: Quarterly M&O Report – The quarterly report from Sodexo regarding the District’s Maintenance and Operations.

ACTION DESIRED: Approval Discussion Information Only

BACKGROUND: n/a

OPTIONS AND ALTERNATIVES: n/a

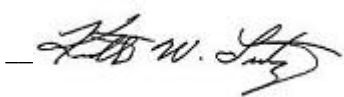
RECOMMENDATION: n/a

STRATEGIC PLAN REFERENCE: n/a

IMPLICATIONS OF ADOPTION/REJECTION: n/a

TIMELINE: n/a

RESPONSIBLE PERSON: Bob Snowden, General Manager (Sodexo) and Ken Fossen, Associate Superintendent (General Administration)

SUPERINTENDENT’S APPROVAL: 



Millard Public Schools Executive Summary

Quarterly Review October – December 2009

I. Accomplishments

MAINTENANCE HIGHLIGHTS

- No Indoor Air Quality/Environmental issues were reported during the quarter.
- The building power transformer and leaking cooling tower piping was replaced at Neihardt.
- Brought the kitchen hood at Montclair up to the current building codes.
- Replaced hot water boiler at Ezra.
- Replaced boiler controls on both boilers at Bryan.
- Removed domestic water pump station and installed building water pressure regulators at Ezra and Abbott.
- Re-piped north end of Bryan to get better domestic hot water circulation after an under the floor leak was found.
- Moved beam detector smoke heads in gym at West High to prevent false alarms when backboards are raised or lowered.
- Installed building water pressure regulators at Aldrich, Cottonwood and Harvey Oaks.
- Rewired two roof top units at Morton for DDC controls and replaced insulation on both units.

GROUND'S HIGHLIGHTS

- During October and November, fall sports athletic fields were “put to bed” for the season. Aeration, fertilization and dormant seeding were completed on these fields.
- Prior to any snowfalls, grounds were working on fall tree and shrub pruning, mulch bed replenishment and wood chip replenishments in playgrounds.
- All snow removal equipment and supplies were prepared and ordered during the quarter.
- Since the snow falls began in early December, grounds has been working hard to keep all sites open and clear of snow. Below is a chart showing the amounts of snow fall received this year compared to the last 3 school years.

Snow Fall History
 (Taken from NOAA, Valley, NE Station)

	2009-2010	2009-2008	2008-2007	2007-2006
	Snow in Inches	Snow in Inches	Snow in Inches	Snow in Inches
October	5.7 (1)	-	-	T (3)
November	-	T (3)	0.8	-
December	30.7	6.0	11.4	5.4
January	8.0 (2)	6.1	7.6	10.8
February		12.4	5.8	12.3
March		T (3)	0.7	12.6
April		1.0	0.1	T (3)
Totals	44.4	25.5	26.4	41.1

- (1) Did not require snow removal
 (2) Month to Date
 (3) T = Trace

- In addition to snow removal on the ground, we have been working with Rawson Roofing to remove snow from roof tops around doorways, RTU's, exhaust vents, etc. As seen in the pictures below, we have had to deal with quite a bit of snow on the roofs. We are anticipating a rough spring with roof leaks as the snow begins to melt.

North High





South High



Andersen



Bryan



CUSTODIAL HIGHLIGHTS

- Minor custodial projects were completed over October Break.
- All new areas of the additions at Reagan were prepared during the quarter. This included general cleaning in all classrooms and hallways, along with floor finishing in the multi-purpose room. In addition, a 4-hour 10-month custodian was added to Wheeler to assist with the additional square footage.
- Horizon High was prepared for a January, 2010 opening. This included ordering all new custodial supplies and equipment, hiring of 1 full time Day Custodian and cleaning all areas in preparation for students and staff. An additional full time night custodian will be hired in January.
- All minor and major projects schedule for the Holiday Break were put on hold due to snow removal needs. Custodians continued to work through the 4 snow events that have occurred in December. Custodial responsibilities generally include all immediate sidewalks and stairs leading to the buildings, along with some outlying sidewalks.



GENERAL HIGHLIGHTS

- Facility Managers assisted with the communication of the Gallup Engagement Survey. Employees were encouraged to participate and complete the survey.
- Bob Snowden met with Deb Cordell, Sodexo Procurement, to discuss available options that are not currently being utilized with national contracts for additional costs savings for Millard.
- Bob Snowden and Diane Moore met with Mark Beller of Kids Network to discuss general issues from both sides regarding custodial responsibilities vs. Kids Network responsibilities.
- Chuck Thomas and Paul Tebo were in town for a support visit on October 28 and 29.
- Chuck Thomas, Paul Tebo, and Brad Lozier were in for a support visit on November 19.
- Facilities Managers were given training by Kevin Chick on the Job Application Viewer. All employment applications for Facilities positions will be done electronically.
- New for this school year was the purchase of safety shoes for the custodial, maintenance and grounds employees. The purchase was intended to reduce the number of slips, trips and falls as a result of wet or greasy floors. If positive results are seen, and budgetary funding is available, we will look at purchasing a new set of shoes each year.

Also as a safety precaution, “Ice Grippers” are being purchased for the employees who deal with snow removal at the buildings. These are slip on devices that are meant to improve traction when working on outdoor slippery surfaces. As with the shoes, it is our intention to reduce the employee’s exposure to accidents. This program will be monitored and adjusted next year if needed.

II. Training

OCTOBER

- 149 employees attended a training session on Winter Equipment Use, Confined Space Entry and Chemical Safety. Total Training Hours: 131.50
- New employee training was given to 5 custodians. Total Training Hours: 120
- Orientation was given to 9 new employees. Total Training Hours: 103.5
- One employee was re-trained on Restroom Cleaning: Total Training Hours: 0.5
- Six employees were trained on proper sanding operations: Total Training Hours: 6.0



361.50 Total Monthly Training Hours for October

NOVEMBER

- 121 employees attended training on Ladder Safety, Slips/Trips and Falls, Hand Washing/Hygiene and Roof Safety. Total Training Hours: 121.0
- New employee training for 1 custodian was given in November. Total Training Hours: 8.0
- Four employees attended Equipment Orientation for the newly purchased custodial equipment for Horizon High. Total Training Hours: 16.0

145.00 Total Monthly Training Hours for November

DECEMBER

- 118 employees were trained on Fire Safety and Disaster Preparedness. Total Training Hours: 109.75
- 89 custodians attended training on proper snow removal techniques and responsibilities. Total Training Hours: 44.5
- 6 maintenance employees/managers received training on HVAC and Mechanical Systems at Horizon High. Total Training Hours: 36.0

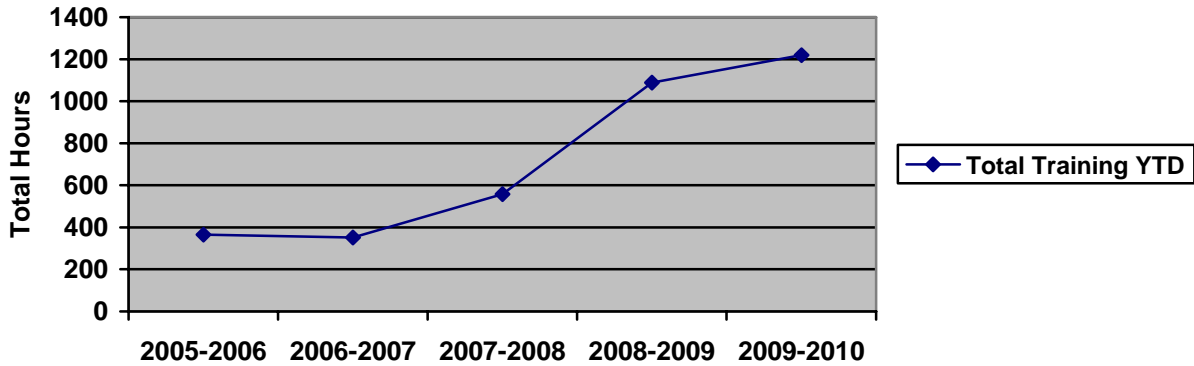
190.25 Total Monthly Training Hours for December

MPS Training by Quarter with Comparison to Previous Quarters

Training Period	2009-2010	2008-2009	2007-2008	2006-2007	2005-2006
	Total Hours	Total Hours	Total Hours	Total Hours	Total Hours
July – September	522.75	580.00	264.50	116.25	205.25
October – December	696.75	508.75	294.00	234.50	159.00
School Year to Date	1219.50	1088.75	558.50	350.75	364.25
% Increase/Decrease	12.0%	89.6%	59.2%	-3.7%	-



Training Hour History



III. Quality and Productivity

MONTHLY CUSTODIAL INSPECTIONS

The Monthly Inspections continued and all results will be reported quarterly.

Monthly Custodial Inspections

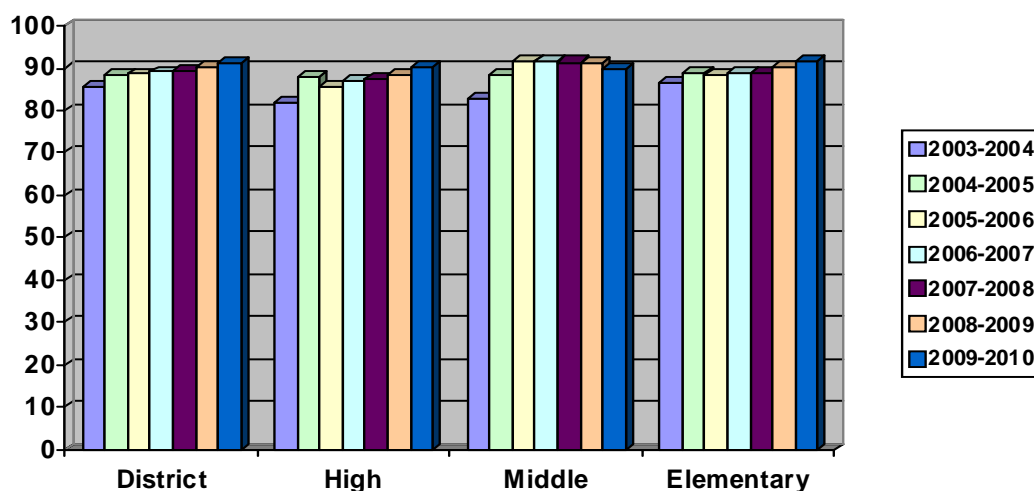
	October 2009	October 2008
District	90.306%	89.568%
High School	86.526%	87.933%
Middle School	90.122%	90.739%
Elementary/Other	90.956%	89.549%

	November 2009	November 2008
District	90.890%	90.379%
High School	87.942%	88.791%
Middle School	90.222%	91.415%
Elementary/Other	91.476%	90.384%

	December 2009	December 2008
District	91.246%	89.344%
High School	90.184%	88.058%
Middle School	89.865%	90.224%
Elementary/Other	91.729%	89.338%



	YTD 09-10	YTD 08-09	YTD 07-08	YTD 06-07	YTD 05-06	YTD 04-05	YTD 03-04
District Average	90.763%	90.086%	89.305%	89.067%	88.626%	88.515%	85.387%
High School	88.252%	88.402%	87.537%	86.910%	85.362%	87.716%	82.037%
Middle School	90.144%	91.244%	91.359%	91.819%	91.604%	88.395%	82.741%
Elementary/Other	91.361%	90.052%	89.034%	88.679%	88.316%	88.640%	86.443%



TEACHER SURVEYS – All Department Survey

Teacher Surveys continued for the quarter. Results are below along with comparisons to previous years.

October 2009

128 Surveys

	Overall Average	Custodial Average	Maintenance Average	Grounds Average
District Average	4.04	3.98	4.12	4.06
High School	3.85	3.77	4.00	3.76
Middle School	4.40	4.35	4.50	4.30
Elementary School	4.01	3.97	4.05	4.13

November 2009

90 Surveys

	Overall Average	Custodial Average	Maintenance Average	Grounds Average
District Average	4.10	4.09	4.15	4.00
High School	-	-	-	-
Middle School	4.53	4.62	4.48	4.36
Elementary School	3.90	4.02	3.82	3.85



December 2009
81 Surveys

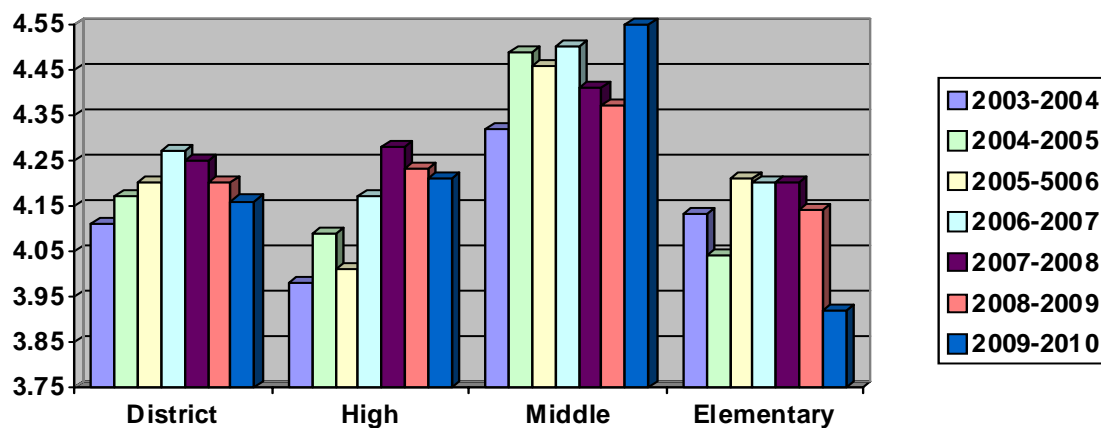
	Overall Average	Custodial Average	Maintenance Average	Grounds Average
District Average	4.06	4.02	4.19	3.88
High School	-	-	-	-
Middle School	4.54	4.44	4.73	4.34
Elementary School	3.79	3.77	3.87	3.61

Comparison of District Average by Year and Department

	Number of Surveys	District Average	Custodial Average	Maintenance Average	Grounds Average
2009-2010 YTD	443	4.16	4.12	4.26	4.08
2008-2009 YTD	1250	4.20	4.18	4.27	4.06
2007-2008 YTD	1398	4.25	4.25	4.31	4.10
2006-2007 YTD	1128	4.27	4.26	4.34	4.13
2005-2006 YTD	1001	4.20	4.16	4.29	4.13
2004-2005 YTD	1074	4.17	4.14	4.25	4.02
2003-2004 YTD	351	4.11	4.10	4.19	3.96

Comparison by School Type

	High School	Middle School	Elementary School
2009-2010 YTD	4.21	4.55	3.92
2008-2009 YTD	4.23	4.37	4.14
2007-2008 YTD	4.28	4.41	4.20
2006-2007 YTD	4.17	4.50	4.20
2005-2006 YTD	4.01	4.46	4.21
2004-2005 YTD	4.09	4.49	4.04
2003-2004 YTD	3.98	4.32	4.13





Grounds Department Results by Area

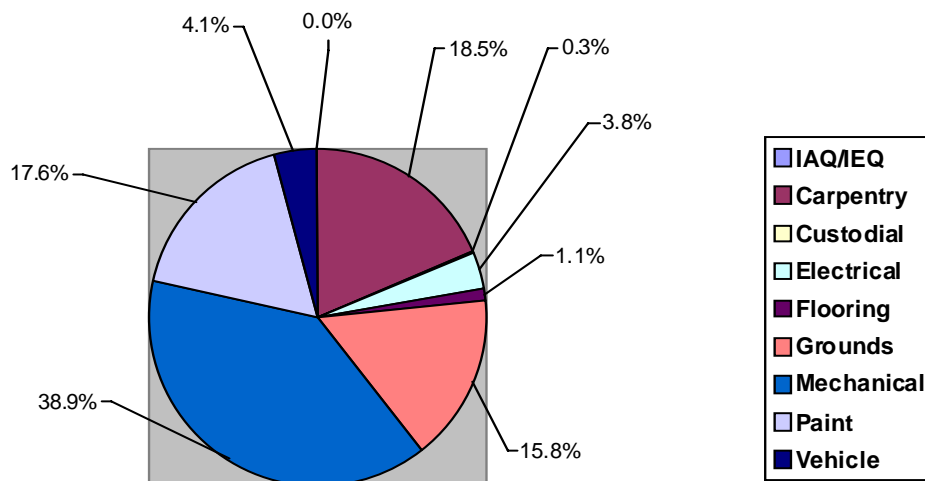
	East	West	Central	North
2009-2010 YTD	3.99	4.23	4.10	3.87
2008-2009 YTD	3.84	4.22	4.02	4.12
2007-2008 YTD	4.21	4.07	4.06	3.99
2006-2007 YTD	4.04	4.23	4.05	4.35

MAINTENANCE WORK ORDERS

Below is a breakdown for work orders received and completed for the period of October – December 2009.

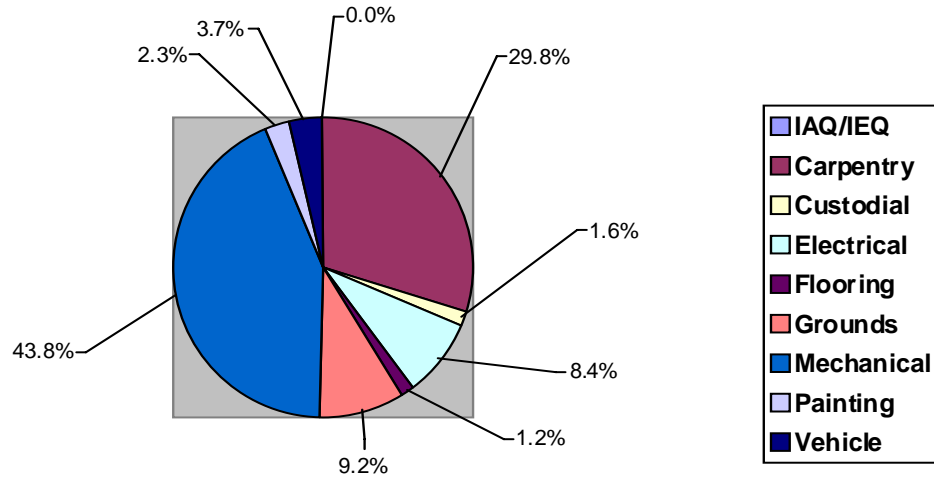
	Received	Completed	Open
IAQ/IEQ	0	0	0
Carpentry	599	669	123
Custodial	33	34	2
Electrical	169	188	25
Flooring	24	29	7
Grounds	186	225	105
Mechanical/HVAC	881	916	259
Painting	46	43	117
Vehicle	75	68	27
Total	2013	2172	665

Percentage of Work Orders Open by Department





Percentage of Work Orders Received by Department



Below is a breakdown of all open work orders in the system by age (in days) through 1/5/10.

Days Open	0-14	15-28	29-60	61-90	91-120	121-150	151-180	181-365	365+
IAQ/IEQ	0	0	0	0	0	0	0	0	0
Carpentry	54	18	17	15	8	1	3	2	5
Custodial	0	1	1	0	0	0	0	0	0
Electrical	7	5	5	2	3	1	1	1	0
Flooring	2	0	0	0	0	0	1	2	2
Grounds	29	7	4	2	6	0	3	16	38
Mechanical	77	46	74	29	20	1	3	5	4
Painting	4	7	11	4	21	28	10	24	8
Vehicles	14	5	2	2	0	2	0	2	0
Total	187	89	114	54	58	33	21	52	57
% Open	28.1%	13.4%	17.4%	0.8%	8.7%	5.0%	3.2%	7.8%	8.6%



PREVENTATIVE MAINTENANCE

Below is a breakdown of all Preventative Maintenance work orders open and completed, as well as age of open Preventative Maintenance (in days) for the period of October – December 2009.

Open as of 1/5/10	Total Completed October – December
731	724

Days Open	0-14	15-28	26-60	61-90	91-120	121-150	151-180	181-365	365+
Carpentry	0	0	0	3	0	7	1	2	0
Custodial	190	10							
Grounds	142	0	0	0	6	4	0	3	0
Mechanical	90	10	3	9	22	23	8	5	0
Vehicle	22	15	22	17	17	5	20	34	0
Total	444	35	38	30	53	49	31	50	0
% Open	60.7%	4.8%	5.2%	4.1%	7.3%	6.7%	4.2%	6.8%	0

WORK ORDER HOURS – Year to Date Summary

Below is a summary of the amount of *hours worked* by location for all work orders submitted for the period of October – December 2009.

School	Hours Worked 10/09 – 12/09	Hours Worked 10/08 – 12/08
Abbott	53.75	178.50
Ackerman	88.75	200.50
Aldrich	127.75	91.50
Black Elk	261.00	204.25
Bryan	271.00	251.00
Cather	165.75	139.50
Cody	161.1	281.75
Cottonwood	79.00	80.00
Disney	105.25	105.50
Ezra	132.25	106.00
Harvey Oaks	107.00	115.75
Hitchcock	65.00	152.25
Holling Heights	71.00	110.00
Montclair	210.75	232.00



School	Hours Worked 10/09 – 12/09	Hours Worked 10/08 – 12/08
Morton	289.50	119.75
Neihardt	97.50	505.75
Norris	284.75	196.50
Reagan	184.75	98.25
Reeder	31.75	106.00
Rockwell	225.50	152.50
Rohwer	82.50	224.25
Sandoz	115.75	245.75
Upchurch	126.75	161.25
Wheeler	73.50	251.25
Willowdale	262.50	133.25
Elementary Total	3674.10	4443.00
Andersen	184.60	201.75
Beadle	429.08	243.25
Central & Annex	443.00	288.50
Kiewit	242.75	307.75
North	152.75	229.00
Russell	190.56	344.00
Middle Total	1642.74	1614.25
Horizon	156.25	-
North	728.00	797.50
South	1152.25	1062.00
West	597.00	462.50
High Total	2633.50	2322.00
Buell	107.25	76.00
District-Wide*	3917.25	2720.30
DSAC	108.25	122.50
Echo Hills	1.75	5.00
Excel – SSC II	59.75	84.25
MLC	63.75	40.75
Technology	0	6.5
Support Services	972.25	1277.50
Weibe	0	-
YAP – Vocational Center	0	0
Other Total	5230.25	4332.80
Grand Total	13180.59	12712.05

**Note: District-Wide includes Open Work Orders for items such as snow removal, mowing, irrigation, water testing, energy management, etc.*



CUSTODIAL ABSENCES

Below is a summary of the custodial absences for October – December, 2009.

	October 2009	November 2009	December 2009	Quarter Total Hours	YTD Totals
Business and Emergency	156	56	80	292	612
Bereavement	8	244	48	300	356
Family Sick	60	48	104	212	944
FMLA	176	144	72	392	400
Jury Duty	8	-	-	8	16
Leave without Pay	40	112	168	320	872
Leave with Pay	44	8	-	52	52
Sick	787	638	568	1993	5359
Vacation	1005	572	1692	3269	10746.5
Total Absences	2284	1822	2732	6198	18709.5
Percentage of Scheduled Work Absent	8.4%	7.8%	11.1%	8.3%	8.5%
<i>Comparison Months – 2008</i>	<i>9.0%</i>	<i>7.5%</i>	<i>8.6%</i>	<i>8.4%</i>	<i>8.6%</i>
<i>Comparison Months – 2007</i>	<i>8.8%</i>	<i>7.8%</i>	<i>9.6%</i>	<i>8.7%</i>	<i>9.4%</i>
<i>Comparison Months – 2006</i>	<i>8.5%</i>	<i>7.3%</i>	<i>10.0%</i>	<i>8.6%</i>	<i>8.5%</i>

MAINTENANCE AND GROUNDS ABSENCES

Below is a summary of the maintenance and grounds absences for October - December, 2009.

	October 2009	November 2009	December 2009	Quarter Total Hours	YTD Totals
Business and Emergency	22.5	32.5	8	63.0	156.5
Bereavement	16	0	0	16.0	40
Family Sick	16	18.5	16	50.5	206
Jury Duty	0	0	0	0	0
Leave without Pay	32	0	0	32.0	363
Leave with Pay	0	0	0	0	0
Sick	209.5	80	104	393.5	1071
Vacation	208	270	587.5	1065.5	3113.25
Total Absences	544	401	731.5	1676.5	4869.25
Percentage of Scheduled Work Absent	5.6%	4.8%	9.0%	6.4%	6.3%
<i>Comparison Months – 2008</i>	<i>6.2%</i>	<i>4.2%</i>	<i>6.9%</i>	<i>5.8%</i>	<i>6.3%</i>
<i>Comparison Months – 2007</i>	<i>5.4%</i>	<i>9.7%</i>	<i>7.7%</i>	<i>6.9%</i>	<i>6.3%</i>



CUSTODIAL MANAGER VISITS

October – December 2009

Inspections Completed	210
Principal Visits Completed	162
Total Site Visits Completed	1935

IV. Goals

- Continue to hire for vacant full-time and part-time positions.
- Continue to monitor and manage the current MPS budget.
- Plan for upcoming projects at Spring Break.
- Prepare for the upcoming mowing season.
- Prepare all irrigation systems for the spring season.
- Prepare all athletic fields in use for the spring season.
- PM all snow equipment once snow season is completed.
- Evaluate all concrete and asphalt needs in the spring once winter is completed. Prioritize needs based on severity of issues.
- Begin the process of posting, interviewing and hiring for summer help for grounds, paint, mechanical and projects.
- Begin preparations for scheduling all summer projects for Custodial, Maintenance and Grounds.
- Attend the GE Lighting School in February.

AGENDA SUMMARY SHEET

AGENDA ITEM: Quarterly Food Service Report

MEETING DATE: January 18, 2010

DEPARTMENT: General Administration

TITLE & BRIEF DESCRIPTION: Quarterly Food Service Report – The quarterly report from Sodexo regarding the District’s Food Service Operations.

ACTION DESIRED: Approval Discussion Information Only

BACKGROUND: n/a

OPTIONS AND ALTERNATIVES: n/a

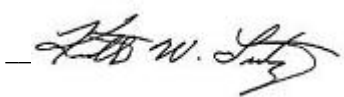
RECOMMENDATION: n/a

STRATEGIC PLAN REFERENCE: n/a

IMPLICATIONS OF ADOPTION/REJECTION: n/a

TIMELINE: n/a

RESPONSIBLE PERSON: Bob Snowden, General Manager (Sodexo), Jeff Edwards, Food Service Director (Sodexo) and Ken Fossen, Associate Superintendent (General Administration)

SUPERINTENDENT’S APPROVAL: 



Executive Summary October – December 2009

Below is the summary of events and accomplishments that occurred during October - December, 2009.

Quarter Events

- Quarterly Events which took place in the Elementary Schools are below:
 - October – Pumpkin Shaped Pretzels
 - November – Thanksgiving Lunch served November 19 and Can Food Drive
 - December – Holiday Cookies
- The Kid's Culinary Events are being planned out for the spring for Middle and Elementary School children.

Similar to last year, we will be asking Elementary School students to submit recipes for healthy snack ideas. We are currently planning on hosting this event on April 22 at South High.

The Middle School Culinary Event will feature a “team” from each Middle School consisting of one finalist from each grade level. Each grade level will be “assigned” a specific category such as the following: 6th Grade: Appetizer, 7th Grade: Salad and 8th Grade: Entrée. The teams from each school will prepare the 3-course meal to be presented to the panel of judges. Prizes will be awarded to all participants, and a trophy will be presented to the winning school! The Middle School competition is schedule for March 10th.

- Support visits for the quarter are below:
 - Chuck Thomas was in on October 28th and 29th
 - Chuck Thomas was in on November 19th
 - Chef Jeff Coleman was in to support the Board Christmas Party on December 15th and 16th
- Bob Snowden, Jeff Edwards and Judy Kyle met with the North High Student Council on October 1st.
- Jeff Edwards and Judy Kyle met with the Student Council at Beadle on November 11th. This was a follow-up meeting to the meeting held during the first quarter of this year. Additionally, Student Councils were met with at Andersen and Russell Middle Schools.
- Health Inspections were completed during the quarter. All schools either received a “Superior” or “Excellent” rating.



Executive Summary October – December 2009

- Sodexo is rolling out a new Student Wellbeing Program, which we will begin to incorporate into our program here at Millard. The program consists of five pillars:
 1. Nutrition – encouraging students to make healthy choices
 2. Achievement – partnership with the District’s Mission. Hungry kids can not learn as well.
 3. Environment – sustainability reducing paper and eliminating the use of Styrofoam.
 4. Community – Stop Hunger, canned food drives, etc.
 5. Activity – Fine Dinning, Kids Culinary, etc.



- Preparations were made during November and December for the opening of Horizon High. At MLC, meals were satellited in from Central for the student’s lunches. We will prepare on site at Horizon this year. We will have a scaled down version of a High School menu cycle to complete this school year. Options will increase as enrollment increases in the future. Further updates on Horizon will be given in upcoming reports.
- During the last half of the 08/09 school year, Food Service Employees began fund raising for Stop Hunger. A check was presented to Brian Barks by the Food Service Committee in the amount of \$944.25. As Brian states in his letter:

“Your gift will be directed to our Backpack program which provides weekend meals for children at-risk for hunger. Your donation will provide those meals for 5+ children for the entire school year or 36 weeks.”



The Food Service employees are at it again this year, and plan to break last years total donated. To date, they have raised over \$480 in the sale of Gingerbread Houses during the Board Holiday Party, as well as donations from employees during the “wear blue jeans to work” campaign.

We will continue to hold various fundraisers during this school year and will report out all activities in future Board Reports.



Executive Summary October – December 2009

- In November, Sodexo District offices sent out a Zoomerang Survey to Principals regarding Food Service Operations. Below are the results of the 9 surveys received.

Question	Survey Average	Category Average
Management Team:		4.6
1a) Effectiveness	4.7	
1b) Responsiveness	4.8	
1c) Creativity	4.4	
1d) Good working relationship	4.6	
Food		4.2
2a) Variety of food choices	4.1	
2b) Appearance of food	3.9	
2c) Good tasting food	4.3	
2d) Temperature of food	4.4	
2e) Nutritionally balanced breakfast	4.4	
2f) Nutritionally balanced lunch	4.3	
Service		4.7
3a) Speed of service	4.9	
3b) Friendly/courteous staff	4.6	
3c) Appearance of site staff	4.8	
3d) Good working relationship with staff	4.6	
Atmosphere		4.6
4a) Appearance of serving area	4.6	
4b) Cleanliness of serving area	4.6	
Satisfaction		4.5
5a) Meeting student needs	4.6	
5b) Meeting staff needs	4.4	
5c) Meeting your needs	4.6	
Overall Average: 4.5		

Additional Principal Surveys will be sent out in April as part of the surveys that are also conducted for Maintenance, Operations and Grounds. Results will be reported in the Quarterly Report.



Executive Summary October – December 2009

Training

Training continued throughout the quarter. Below is a summary of that training:

October

- 169 employees attended Cutting Safety Training and Chemicals and Dishwasher Training: Total Training Hours: 126.75
- Three employees received Orientation and Step 1 & 2 Training: Total Training Hours: 16
- 24 employees attended the Elementary Manager's Meeting: Total Training Hours: 24
- 11 employees attended the Middle School Manager's Meeting: Total Training Hours: 11
- Nine employees attended the High School Manager's Meeting: Total Training Hours: 13.5
- 28 Para's attended an in-service training on lunch accounts: Total Training Hours: 42

Total October Training Hours: 233.25

November

- 172 employees attended training which covered Ladder Safety, Slips, Trips and Falls, and Food Security: Total Training Hours: 171.5
- 25 employees attended the Elementary Manager's Meeting: Total Training Hours: 25
- 13 employees attended the Middle School Manager's Meeting: Total Training Hours: 13
- Eight employees attended the High School Manager's Meeting: Total Training Hours: 8

Total November Training Hours: 217.5

December

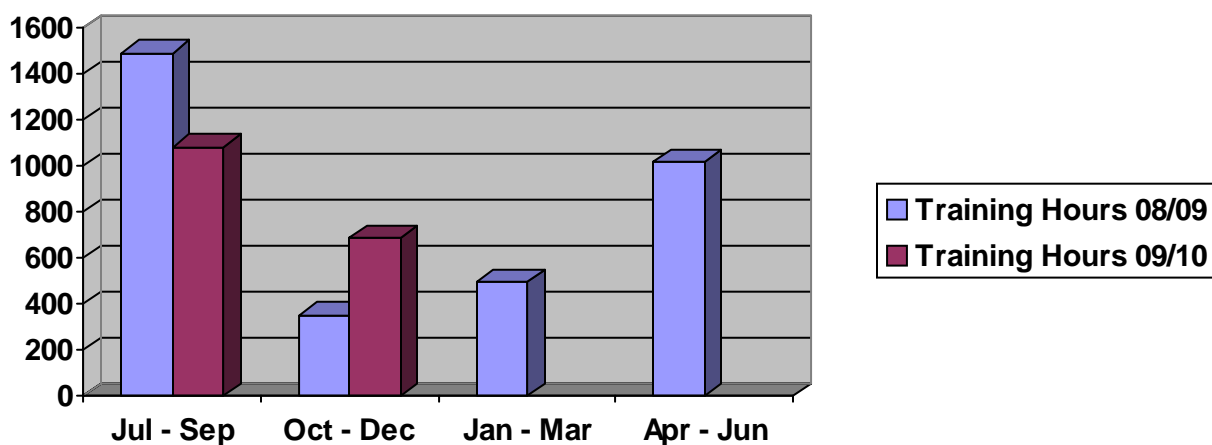
- 120 employees attended training covering Fire Safety, Disaster Preparedness, HACCP Recordkeeping and Bloodborne Pathogens: Total Training Hours: 120
- Serve-Safe Training was given to 13 employees: Total Training Hours: 117

Total December Training Hours: 237.0



Executive Summary October – December 2009

	July – September	October – December	January – March	April – June	Year to Date
<i>Total Training Hours – 2009/2010</i>	1080.50	687.75	-	-	1768.25
<i>Total Training Hours – 2008/2009</i>	1491.50	351.50	496.50	1016.50	3356.00



Financial Performance

October – December Financial Performance

	2 nd Quarter Budget 2009	2 nd Quarter Actual 2009	2 nd Quarter Actual 2008
Income	\$2,881,344	\$2,796,829	\$2,594,766
Rebates	\$151,195	\$151,195	\$151,194
Total Income	\$3,036,539	\$2,952,024	\$2,749,970
Food Cost	\$1,203,431	\$1,085,070	\$1,365,092
Management Labor	\$69,441	\$53,344	\$60,281
Other Expenses	\$215,097	\$147,123	\$147,551
Management Fee	\$133,685	\$128,313	\$128,150
Total Sodexo Expenses	\$1,621,654	\$1,413,850	\$1,701,074



**Executive Summary
October – December 2009**

	2 nd Quarter Budget 2009	2 nd Quarter Actual 2009	2 nd Quarter Actual 2008
Wages and Benefits (Hourly and Salary)	\$1,038,673	\$1,030,649	\$1,005,170
Wages – Students	-	\$3,640	\$5,269
Other Expenses	\$3,310	\$18,622	\$26,806
Merchant Fees		\$51,491	\$35,193
Total Millard Expenses	\$1,041,983	\$1,104,402	\$1,072,438
Return after Direct Expenses	\$372,902	\$433,773	\$(23,542)
Transfers – Para's	\$72,000	\$74,250	\$71,052
Transfers – Custodial	\$57,000	\$58,941	\$56,403
Transfers – Building	\$120,000	\$120,000	\$134,000
Total Indirect Expenses	\$249,000	\$253,191	\$261,455
Grand Total – All Expenses	\$2,912,637	\$2,771,442	\$3,034,967
Net Return	\$123,902	\$180,582	\$(284,997)

- 3 Snow days during the Quarter. This affects revenue by approximately \$54,000 per day, along with approximately 0.10 cents in additional food costs. Food costs are associated with both food received that may spoil, such as fruits and vegetables, as well as items that were prepped for a serving day that did not occur.

Year to Date Financial Performance

	YTD Budget 2009/2010	YTD Actual 2009/2010	2008/2009 Actual for Same Period
Income	\$4,777,937	\$4,671,031	\$4,293,895
Rebates	\$254,658	\$254,658	\$254,657
Total Income	\$5,036,595	\$4,929,689	\$4,552,562
Food Cost	\$2,059,750	\$1,890,178	\$2,033,984
Management Labor	\$140,764	\$118,857	\$125,000
Other Expenses	\$406,619	\$336,891	\$502,076
Management Fee	\$219,242	\$215,910	\$210,249
Total Sodexo Expenses	\$2,826,375	\$2,561,836	\$2,871,309



Executive Summary
October – December 2009

	YTD Budget 2009/2010	YTD Actual 2009/2010	2008/2009 Actual for Same Period
Wages and Benefits (Hourly and Salary)	\$1,827,296	\$1,735,674	\$1,694,688
Wages – Students	-	\$6,323	\$6,039
Other Expenses	\$13,240	\$38,277	\$34,498
Merchant Fees	-	\$65,334	\$48,820
Total Millard Expenses	\$1,840,536	\$1,843,897	\$1,784,044
<i>Return after Direct Expenses</i>	<i>\$369,684</i>	<i>\$523,956</i>	<i>\$(102,791)</i>
Transfers – Para's	\$144,000	\$123,750	\$94,746
Transfers – Custodial	\$114,000	\$98,235	\$75,204
Transfers – Building	\$240,000	\$200,460	\$184,000
Total Indirect Expenses	\$498,000	\$422,445	\$353,940
Grand Total – All Expenses	\$5,164,911	\$4,828,178	\$5,009,293
Net Return	\$(128,316)	\$101,511	\$(456,731)

Yearly Budget and Projections

	2009/2010 Yearly Budget	2009/2010 Yearly Projections	2008/2009 Actual
Total Income	\$10,086,578	\$10,114,226	\$9,558,840
Total Direct Expenses	\$9,173,585	\$9,154,513	\$9,466,556
Return after Direct Expenses	\$912,993	\$959,713	\$92,284
Total Indirect Expenses	\$996,000	\$844,430	\$864,850
Return after All Expenses	\$(83,007)	\$115,283	\$(772,565)

- Above year to date numbers have not been adjusted for any snow days that may be made up. Adjustments will be made once a final determination is made.



Executive Summary October – December 2009

- Inflation figures are listed below:
 - From the “Department of Agriculture, Economic Research Service”:

	November 2009 +/-	November 08 compared to November 09 +/-
Beef	+1.2	-4.4
Pork	-2.0	-8.4
Poultry	+0.1	-1.8
Eggs	+6.3	-10.5
Dairy	-0.7	-9.0
Fresh Fruit	-0.1	-4.8
Fresh Vegetables	+2.4	-7.6
Cereals & Bakery	-0.3	-0.8
Juices & Drinks	+0.5	-1.6
CPI for Food & Beverage	-0.1	-0.7
Food-at-home Index	-0.4	-2.9
Food-away-from-home Index	+0.2	+2.1
All-items CPI	+0.1	+1.8

- Forecast for 2010
 - All Food: Up 3.0 to 4.0%
 - Food Away From Home: Up 3.5 to 4.5%
 - Food At Home: Up 2.5 to 3.5%

Meals Served

In this section, meals served statistics are shown for the Quarter, as well as last year’s statistics. A breakdown of meals per serving day for the period (51 serving days) as well as average meals per day, per site is reported.

We continue to see level, to increased participation at the building. Quarter 1 over Quarter 2, there was a 2.5% increase in lunch and just under a 1.0% increase in breakfast.



Executive Summary October – December 2009

Numbers are very similar to last year, same quarter, even considering we battled snow days this December, but did not have any during December 2008. Overall, Quarter 2, 2009, compared to Quarter 2, 2008, we increased slightly at lunch by 0.1% and breakfast by 0.8%.

HIGH SCHOOLS

	ENROLLMENT	OCTOBER – DECEMBER 2009		OCTOBER – DECEMBER 2008	
		BREAKFAST SERVED	LUNCH SERVED	BREAKFAST SERVED	LUNCH SERVED
North	2440	5197	48565	5917	51663
South	1971	3432	44902	4623	52582
West	2131	2314	48524	4133	47514
Total	6542	10943	141991	14673	151759
Average/Serving Day (51) (53)		215	2784	277	2863
Average/Day/Site		72	928	92	954

MIDDLE SCHOOLS

	ENROLLMENT	OCTOBER – DECEMBER 2009		OCTOBER – DECEMBER 2008	
Andersen	778	2824	33932	2598	34121
Beadle	862	1170	35282	1709	37169
Central	731	3216	34188	2330	34387
Kiewit	881	1918	35157	2239	36317
North	802	2147	30993	2258	26549
Russell	859	582	37660	999	38991
Total	4913	11857	207212	12133	207534
Average/Serving Day (51) (53)		232	4063	229	3916
Average/Day/Site		39	677	38	653

ELEMENTARY SCHOOLS

	ENROLLMENT	OCTOBER – DECEMBER 2009		OCTOBER – DECEMBER 2008	
		BREAKFAST SERVED	LUNCH SERVED	BREAKFAST SERVED	LUNCH SERVED
Abbott	429	3080	16424	2482	15941
Ackerman	535	4158	21410	4200	23418
Aldrich	433	2067	15665	2225	15358
Black Elk	542	3225	20696	2678	22391



Executive Summary October – December 2009

	ENROLLMENT	OCTOBER – DECEMBER 2009		OCTOBER – DECEMBER 2008	
		BREAKFAST SERVED	LUNCH SERVED	BREAKFAST SERVED	LUNCH SERVED
Bryan	374	4087	14407	4032	14607
Cather	545	2679	14690	2812	15238
Cody	231	4748	10825	4243	10058
Cottonwood	352	2596	14002	2705	13264
Disney	272	3018	9039	2756	10188
Ezra	380	3076	15133	2833	16654
Harvey Oaks	296	2964	11633	2554	10891
Hitchcock	182	1480	7227	1141	7314
Holling Heights	400	5293	16866	5872	17005
Montclair	510	4815	20531	5100	21085
Morton	359	1990	12704	2227	13118
Neihardt	553	5817	21181	4969	22286
Norris	355	5284	14190	5094	13429
Reagan	613	2821	21602	2973	20704
Reeder	465	2644	17424	2532	16959
Rockwell	337	3840	14535	3140	12405
Rohwer	489	2817	18298	2715	18953
Sandoz	313	5877	14226	4057	14140
Upchurch	392	3544	14761	2173	11176
Wheeler	614	2787	23929	2381	22885
Willowdale	418	1634	15041	1860	15939
Total	10298	86341	396439	79754	395403
Average/Serving Day (51)(53)		1693	7773	1505	7460
Average/Day/Site		68	311	60	298

Below is a breakdown of average participation for all sites per day, along with comparative numbers to last year, same time frame.

	October – December 2009 Participation	October – December 2008 Participation	Variance
Breakfast	14.20%	13.39%	+0.81
Lunch	76.37%	76.27%	+0.10

Below is a summary of total meals served Year-to-Date through September, 2009, along with numbers from the previous period in 2008.

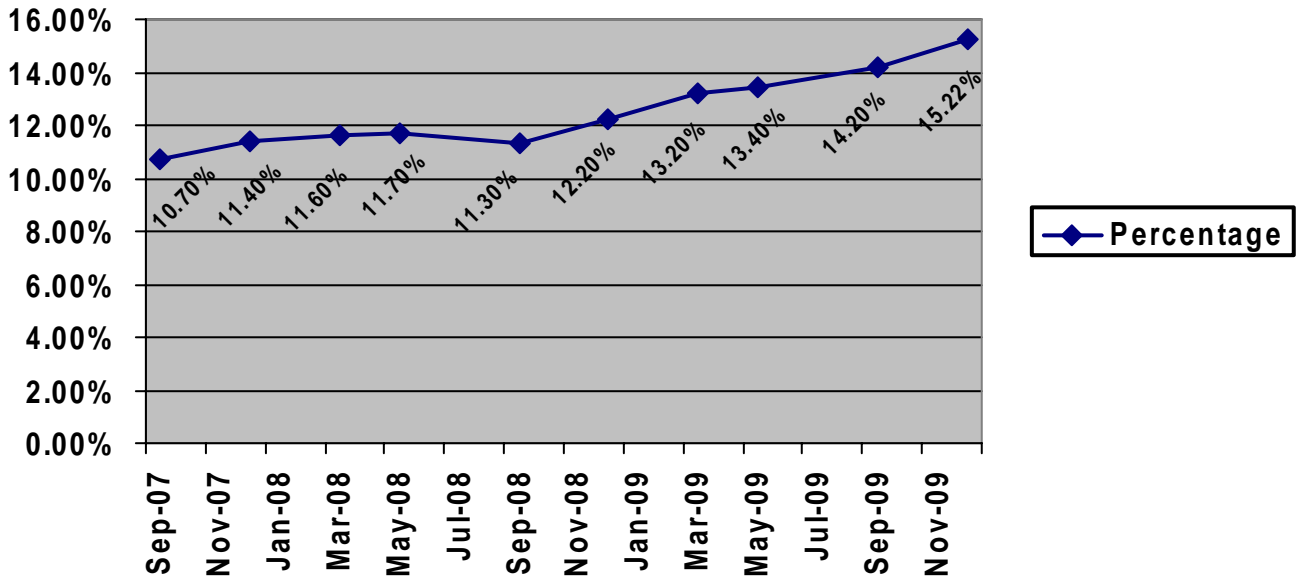


**Executive Summary
October – December 2009**

	Meals Served 2009-2010 YTD 85 Serving Days	Meals Served 2008-2009 YTD 87 Serving Days	Variance per Serving day
Breakfast	109,141	106,255	+2,886
Average Breakfast/Day	1,284	1,221	+63
Lunch	745,642	754,464	-8,822
Average Lunch/Day	8,772	8,672	+100

Below is a summary of the Free and Reduced students currently enrolled at Millard Public Schools, along with the percentage as it relates to total enrollment. (As of December 30, 2009)

	Free	Reduced	Free & Reduced Percentage
2009-2010 (Dec)	2338	1031	15.22%
2008-2009 (Dec)	1802	861	12.20%
2007-2008 (Dec)	1692	782	11.40%



AGENDA SUMMARY SHEET

AGENDA ITEM: Quarterly Summer Projects Report (Not Bond Issue Related)

MEETING DATE: January 25, 2010

DEPARTMENT: General Administration

TITLE & BRIEF DESCRIPTION: Quarterly Summer Projects Report – A report of the on-going progress on summer construction projects (other than bond issue projects) in the District.

ACTION DESIRED: Approval Discussion Information Only

BACKGROUND: n/a

OPTIONS AND ALTERNATIVES: n/a

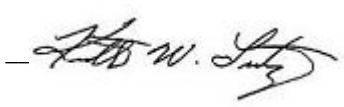
RECOMMENDATION: n/a

STRATEGIC PLAN REFERENCE: n/a

IMPLICATIONS OF ADOPTION/REJECTION: n/a

TIMELINE: n/a

RESPONSIBLE PERSON: Ed Rockwell (Gen. Mgr. for Support Services) and Ken Fossen (Assoc. Supt. Gen. Admin.)

SUPERINTENDENT'S APPROVAL: 

Construction Report to the Board of Education

Board meeting date: January 25, 2010

For quarter ending: December 31, 2009

Location: **Cody Elementary**
 Project Title: **Paving Improvements**
 Architect / Engineer: **Olsson Associates**
 Contractor: **TBD**

Project Manager: **Ed Rockwell**
 Bid Award: **\$ 000,000**
 Change Orders: **\$ 00,000 (0.0%)**
 Amended Contract: **\$ 000,000**

Description of work:

All existing asphalt paving and most concrete sidewalks are being replaced with new concrete paving and sidewalks. To reduce costs, the north portion of the front drive replaced in 2000 will remain. Significant improvements to traffic flow, staging capacity and storm water runoff are being designed.

Status of progress:

Design is completed and project is currently out for bid.

Change Order information:



Location: **Neihardt Elementary**
Project Title: **Paving Improvements**
Architect / Engineer: **E & A Consulting**
Contractor: **TBD**

Project Manager: **Ed Rockwell 160**
Bid Award: **\$ 000,000**
Change Orders: **\$ 00,000 (0.0%)**
Amended Contract: **\$ 000,000**

Description of work:

The main drive and south parking areas were replaced in 2000 and will not be disturbed. This project will replace the parking and service drive immediately east of the building. An improvement to provide service drive paving along the north side of the building will be bid as an alternate. The project will also provide ADA access improvements to the playground and Kid's Net drop-off areas. The hard-surfaced play area is in good condition and will not be disturbed.

Status of progress:

Design is in progress.

Change Order information:



Location: **South High School**
Project Title: **Paving Improvements**
Architect / Engineer: **Lamp, Rynearson Associates**
Contractor: **TBD**

Project Manager: **Ed Rockwell 161**
Bid Award: **\$ 000,000**
Change Orders: **\$ 00,000 (0.0%)**
Amended Contract: **\$ 000,000**

Description of work:

The entire west upper parking lot and drive will be replaced from the Q Street connection south to the tennis courts. The drive south from Q will feature improved alignment and better visibility. Lighting throughout the parking and drives will be replaced and improved. The west entrance walk (formerly main entrance) will be replaced with new lighting, updated landscaping and an improved design.

Status of progress:

Design is in progress.

Change Order information:



Location: Andersen MS, Beadle MS, North MS
Project Title: **Running Track Improvements**
Architect / Engineer: Lamp, Rynearson Associates
Contractor: TBD

Project Manager: Ed Rockwell
Bid Award: \$ 000,000 162
Change Orders: \$ 00,000 (0.0%)
Amended Contract: \$ 000,000

Description of work:

Tracks at AMS and NMS will be completely removed and replaced with designs that provide improved drainage, proper gradients and for the first time, 6 continuous running lanes. The BMS track will have the south arc removed for structural soil improvements, then replaced. The entire track will be milled and the top surface replaced with a new asphalt surface throughout.

Status of progress:

Design is in progress.

Change Order information:



Andersen MS



Beadle MS



North MS



North MS

Location: **Cather Elementary**
Project Title: **Phase I Re-roofing & RTU Replacements**
Architect / Engineer: **Bahr-Vermeer-Haecker**
Contractor: **DR Anderson**

Project Manager: **Ed Rockwell**
Bid Award: **\$ 936,000**
Change Orders: **\$ 00,000 (0.0%)**
Amended Contract: **\$ 936,000**

Description of work:

Similar to the Sandoz Project in 2007, this project will re-roof the west half of the building and all 5 mechanical roof-top units (RTU) will be replaced. The RTU's provide all of the heating, cooling and ventilation for the building, and are original to the 1967 construction.

Status of progress:

Contract has been awarded, contractor is preparing shop drawings and submittals.

Change Order information:



Location: **South High School**
Project Title: **Phase I Re-roofing**
Architect / Engineer: **Bahr-Vermeer-Haecker**
Contractor: **TBD**

Project Manager: **Ed Rockwell**
Bid Award: **\$ 000,000** 164
Change Orders: **\$ 00,000** (0.0%)
Amended Contract: **\$ 000,000**

Description of work:

Millard South's larger roof areas have not been replaced for many years. In the 1980's and early 1990's repair methods such as re-saturation were used to obtain more life from existing roofs. This project will start a massive re-roofing scope for the building over the next few years. In this phase, a relatively small area over the north section of the 1970 building will be removed and replaced with current methods.

Status of progress:

Design is in progress

Change Order information:



Location: **Cody, Sandoz, North MS, North HS**
Project Title: **Metal Door & Frame Replacements**
Architect / Engineer: **Schemmer Associates**
Contractor: **TBD**

Project Manager: **Kim Thompson** 165
Bid Award: **\$ 00,000**
Change Orders: **\$ 0,000 (0.0%)**
Amended Contract: **\$ 00,000**

Description of work:

In multiple locations at the 4 buildings, exterior and vestibule metal door frames, metal doors and door hardware are being replaced due to age and deterioration. Some openings have been bid as alternates to protect the budget.

Status of progress:

Project is currently in design.

Change Order information:



Cody



Sandoz



North Middle



North High

Location: Cottonwood Elementary
Project Title: **Flooring Replacements**
Architect / Engineer: BCDM Architects
Contractor: TBD

Project Manager: Kim Thompson 166
Contract Amount: \$ 000,000
Change Orders: \$ 00,000 (0.0%)
Amended Contract: \$ 000,000


Description of work:

All carpeting and other limited flooring types are being replaced and upgraded to current standards. Improvements common to our recent flooring projects include ceramic flooring installed under drinking fountains and significantly upgraded carpet specifications.

Status of progress:

Project is currently in design.

Change Order information



Location: **North Middle School**
Project Title: **Phase II Flooring Replacements**
Architect / Engineer: **BCDM Architects**
Contractor: **TBD**

Project Manager: **Kim Thompson 167**
Contract Amount: **\$ 000,000**
Change Orders: **\$ 00,000 (0.0%)**
Amended Contract: **\$ 000,000**

Description of work:

Phase I of this project replaced all of the carpeting in the corridors and common areas in 2008. This phase of the project will replace all other remaining carpeting in the facility, including all classrooms and offices.

Status of progress:

Project is currently in design.

Change Order information



Location: **Cottonwood, Morton, Sandoz**
Project Title: **Weatherproofing Improvements**
Architect / Engineer: **None**
Contractor: **McGill Restoration**

Project Manager: **MPS Maintenance**
Contract Amount: **\$ 000,000**
Change Orders: **\$ 00,000 (0.0%)**
Amended Contract: **\$ 000,000**

Description of work:

Each year a group of 3 to 5 buildings is identified to receive a scope of work that typically includes replacement of damaged brick, brick mortar tuck pointing, brick sealing, removal and replacement of exterior caulking, flashing repairs, etc.

Status of progress:

Work has been ordered and scheduled with the contractor.

Change Order information:



Cottonwood



Morton



Sandoz



Sandoz

Location: **Kiewit Middle School**
Project Title: **HVAC and Lighting Improvements**
Architect / Engineer: **Morrissey Engineering**
Contractor: **TBD**

Project Manager: **Kim Thompson 169**
Contract Amount: **\$ 000,000**
Change Orders: **\$ 00,000 (0.0%)**
Amended Contract: **\$ 000,000**

Description of work:

From the study conducted in 2008, Morrissey made a number of recommendations which are now included in this project. Similar to the AMS Project in 2006 and 2007, significant upgrades to the fresh air ventilation and humidity control capabilities are included to address existing indoor air quality issues. Additionally, lighting improvements throughout the corridors and common areas will be included in the project.

Status of progress:

Design is in progress.

Change Order information



Location: **South High School**
Project Title: **Elevator Improvements**
Architect / Engineer: **Morrissey Engineering**
Contractor: **TBD**

Project Manager: **Kim Thompson 170**
Bid Award: **\$ 00,000**
Change Orders: **\$ 0,000 (0.0%)**
Amended Contract: **\$ 00,000**

Description of work:

The original (1970) equipment for the elevator at the north side of the building is being replaced and upgraded. The actual cab and doors of the elevator will remain. Code officials have ruled that when the equipment is replaced, the current codes are enforced. This ruling requires us to relocate the new elevator equipment to a nearby space formerly used as a photography dark room, allowing the existing equipment room to remain in service as a janitor's closet.

Status of progress:

Project is currently in design

Change Order information:



<i>Location:</i>	Support Services II (formerly Fleetwood/Excel)	<i>Project Manager:</i>	Ed Rockwell 171
<i>Project Title:</i>	<u>Phase I Renovations</u>	<i>Contract Award:</i>	\$ 3,656,000
<i>Architect / Engineer:</i>	DLR Group	<i>Change Orders:</i>	\$ 00,000 (0.0 %)
<i>Contractor:</i>	Construct, Inc.	<i>Amended Contract:</i>	\$ 3,656,000

Description of work:

The current phase renovates the former Lincoln Marine space into new offices, meeting rooms and training spaces for Psychology, Technology and Curriculum staff. Approximately one-half of the former Excel Cabinets space is being renovated for Distribution and Surplus operations, which also includes storage areas for Testing & Evaluation, Curriculum and Technology.

Status of progress:

Most electrical and mechanical demolition is complete and both crafts are installing rough-ins for new work. The ceiling insulation system has been installed throughout the east half. Concrete demolition and soil excavation for structural footings and waste plumbing are underway for the new conference rooms and restrooms. Installation of concrete block for these areas will start before the end of January.

Change Order information:



Location: **All Secondary Schools**
Project Title: **Interactive White Boards Phase III**
Architect / Engineer: **Morrissey Engineering**
Contractor: **Commonwealth Electric**

Project Manager: **Ed Rockwell 172**
Contract Award: **\$ 328,500**
Change Orders: **\$ 00,000 (0.0 %)**
Amended Contract: **\$ 328,500**

Description of work:

Interactive whiteboards (IAWB) or “Smartboards” are being installed in 189 secondary Science and Social Studies classrooms.

Status of progress:

Project has been bid and awarded, contractor started at North High on January 11th. The contractor will schedule the work to occur from 3:00 to 11:00 PM daily, to avoid any conflicts with instruction. The project is scheduled for completion by March 5, 2010.

Change Order information:



From original board committee presentation of November 9, 2009:

Estimated total construction awards	4,089,000
Construction contingency (10%)	408,900
Estimated total soft costs (18%)	<u>736,020</u>
Total Summer 2010 budget request	\$5,233,920

Budget and schedule details follow on next page.....

MPS Summer Projects 2010 - Control Worksheet - Revised 1-18-10

Location and Project Title	Scope and Description	Architect or Engineering Firm	Architect or Engineering Fees	Date Out to Bid	Bids Due Date & Time	Date to Seek Board Approval	Substantial Completion Date	Liquidated Damages Start Date	Amount of Liquidated Damages Per Calendar Day	Contractor Awarded	Amount of Original Contract Award	A/E Original Cost Estimate	Variance from A/E Estimate to Contract Award	Qty Change Orders	Net Change Orders	Total of Current Construction Contract	NIC (not in contract) Products and/or Services	NIC Amount	Total Fees & Costs	Total Current Project Amount (includes all fees & costs)	
Cody Paving Improvements	Replace all asphalt drives and parking areas with concrete paving	OAC	69,000	1/19/10	2/18/10 10:00 AM	3/1/10	7/23/10	7/26/10	7,000			400,000									
		MEI	4,400																		
Neihardt Paving Improvements	Replace asphalt paving with concrete at north parking area	E&A	45,000	3/2/10	3/25/10 10:00 AM	4/5/10	7/23/10	7/26/10	5,000			145,000									
South HS Paving Improvements	West upper parking lot. Paving, lighting upgrades, entrance renovation	LRA	86,600	3/2/10	3/25/10 1:30 PM	4/5/10	7/23/10	7/26/10	7,000			565,000									
		MEI	4,700																		
Andersen MS Track Replacement	Remove and replace running track, improve / widen to 6 lanes		68,800				7/23/10	7/26/10	1,500			150,000									
Beadle MS Track Renovation	Mill and re-surface running track, remove and replace south arc	LRA	57,300	03/02/10	3/25/10 2:00 PM	04/05/10	7/23/10	7/26/10	1,500			250,000									
North MS Track Replacement	Remove and replace running track, improve / widen to 6 lanes		68,800				7/23/10	7/26/10	1,500			240,000									
Cather Re-roof Phase I and RTU Replacements	Total re-roof of all areas and replacement of 5 roof top units (RTU)	BVH-MEI	85,500	12/1/09	12/22/09 2:00 PM	1/11/09	7/23/10	7/26/10	7,000	DR Anderson	936,000	975,000	39,000			936,000	A&D	1,023	126,533	1,062,533	
																	Public Record	10			
South HS Re-roof Phase I	Tear-off and replace areas B, F and J	BVH	24,150	2/9/10	3/4/10 2:00 PM	3/15/10	7/23/10	7/26/10	1,500			231,500									
Exterior Door and Window Replacements	Cody: Replace door, frame and hardware at exterior of room 410	TSA	15,500	01/19/10	2/18/10 2:30 PM	03/01/10	07/23/10	07/26/10	500			50,000									
	Sandoz: Replace door, frame and hardware at receiving dock																				
	NMS: Replace front exterior entrance doors, frames and hardware																				
	NMS: South corridor egress w/ vestibule and nearby column																				
	NMS Alt: Exterior door and frame at Ind Tech egress																				
NHS: Replace doors, frames and hrdwr at pool entrance & vestibule																					
Cottonwood Flooring Replacements	Replace carpet and flooring improvements throughout	BCDM	11,500	2/4/10	3/4/10 10:00 AM	3/15/10	7/23/10	7/26/10	2,000			107,500									
North MS Flooring Replacements Phase II	Phase II carpet replacements (all areas remaining from Phase II-08)	BCDM	14,750	2/4/10	3/4/10 10:30 AM	3/15/10	7/23/10	7/26/10	2,000			160,000									
Cottonwood Weatherproofing	Weatherproofing package	na	na	RFP	na	na	7/23/10	na	na			42,000									
Morton Weatherproofing	Weatherproofing package	na	na	RFP	na	na	7/23/10	na	na			40,000									
Sandoz Weatherproofing	Weatherproofing package	na	na	RFP	na	na	7/23/10	na	na			38,000									
Kiewit MS HVAC and Lighting Improvements	Major HVAC improvements and interior lighting upgrades	MEI	60,000	1/19/10	2/18/10 1:30 PM	3/1/10	7/23/10	7/26/10	7,000			575,000									
South HS Elevator Improvements	Rebuild north (11-12) elevator	MEI	14,500	1/14/10	2/9/10 2:00 PM	2/15/10	7/23/10	7/26/10	1,500			120,000									
											936,000	4,089,000	39,000							126,533	1,062,533

Other Current Projects (not within "Summer Projects" budget)

Support Services II - Phase I	Renovation to house Psychology, Technology, Curriculum, Distribution	DLR	362,116	8/18/09	9/16/09 2:00 PM	9/21/09	10/19/09	na	2,500	Construct, Inc.	3,656,000	3,885,898	229,898			3,656,000	aggregate total list	30,239	448,607	4,104,607
Interactive White Boards Phase III	Installation of "Smartboards" in 189 secondary classrooms	MEI	41,700	11/18/09	12/1/09 2:00 PM	12/7/09	3/5/10	na	na	Commonwealth Electric	328,500	400,000	71,500			328,500	Daily Record	10	357,992	686,492
																	A & D	201		
																	CCS Smartboards	206,619		
																	Cloverdale Brackets	10,166		
																	Bus Med Projectors	99,295		