



BOARD OF EDUCATION
MEETING



OCTOBER 18, 2010

BOARD OF EDUCATION
MILLARD PUBLIC SCHOOLS
OMAHA, NEBRASKA

BOARD MEETING
6:30 P.M.

STROH ADMINISTRATION CENTER
5606 SOUTH 147th STREET
OCTOBER 18, 2010

AGENDA

A. Call to Order

The Public Meeting Act is posted on the Wall and Available for Public Inspection

B. Pledge of Allegiance

C. Roll Call

D. Public Comments on agenda items – This is the proper time for public questions and comments on agenda items only. Please make sure a request form is given to the Board President before the meeting begins.

E. Routine Matters

1. *Approval of Board of Education Minutes – October 4, 2010
2. *Approval of Bills
3. *Receive the Treasurer's Report and Place on File

F. Information Items

1. Showcase: National Association of Music Merchants Foundation
2. Superintendent's Comments
3. Board Comments/Announcements
4. Report from Student Representatives

G. Unfinished Business:

H. New Business

1. Approval of Outside Directorships
2. First Reading of Policy 3111 – Support Services - Business – Accounts Receivable – Collection Agencies
3. Reaffirm Policy 4511 – Human Resources – Voluntary Separation Program
4. Reaffirm Rule 4511.1 – Human Resources – Voluntary Separation Program
5. Approval of Personnel Actions: Resignation

I. Reports

1. Early College Costs
2. Advanced Placement Report 2009-2010
3. International Baccalaureate Report 2009-2010
4. Dual Enrollment Program (UNO and MCC)
5. Quarterly Investment Report
6. Quarterly Operation and Maintenance Report
7. Quarterly Food Service Report
8. Quarterly Summer Projects Report
9. Building Site Plans

Agenda
October 18, 2010
Page 2

J. Future Agenda Items/Board Calendar.

1. Dedication of the Ron Witt Support Service Center on Sunday, October 24, 2010 at 2 p.m.
2. Committee of the Whole Meeting on Monday, October 25, 2010 at 6:30 p.m. at the Don Stroh Administration Center, 5606 South 147th Street
3. Board of Education Meeting on Monday, November 1, 2010 at 6:30 p.m. at the Don Stroh Administration Center, 5606 South 147th Street
4. Committee of the Whole Meeting on Monday, November 8, 2010 at 6:30 p.m. at the Don Stroh Administration Center, 5606 South 147th Street
5. Board of Education Meeting on Monday, November 15, 2010 at 6:30 p.m. at the Don Stroh Administration Center, 5606 South 147th Street
6. NASB State Education Conference November 17-19, 2010 at Embassy Suites Conference Center in LaVista, 12520 Westport Parkway
7. Board of Education Meeting on Monday, December 6, 2010 at 6:30 p.m. at the Don Stroh Administration Center, 5606 South 147th Street
8. Board of Education Meeting on Monday, December 20, 2010 at 6:30 p.m. at the Don Stroh Administration Center, 5606 South 147th Street
9. Board of Education Meeting on Monday, January 10, 2011 at 6:30 p.m. at the Don Stroh Administration Center, 5606 South 147th Street
10. Committee of the Whole Meeting on Monday, January 17, 2011 at 6:30 p.m. at the Don Stroh Administration Center, 5606 South 147th Street
11. Board of Education Meeting on Monday, January 24, 2011 at 6:30 p.m. at the Don Stroh Administration Center, 5606 South 147th Street

K. Public Comments - This is the proper time for public questions and comments on any topic. Please make sure a request form is given to the Board President before the meeting begins.

L. Adjournment:

All items indicated by an asterisk (*) will comprise the Consent Agenda and may be acted on in a single motion. Items may be deleted from the Consent Agenda by request of any board member.

BOARD OF EDUCATION
MILLARD PUBLIC SCHOOLS
OMAHA, NEBRASKA

BOARD MEETING
6:30 P.M.

STROH ADMINISTRATION CENTER
5606 SOUTH 147TH STREET
OCTOBER 18, 2010

ADMINISTRATIVE MEMORANDUM

A. Call to Order

The Public Meeting Act is posted on the Wall and Available for Public Inspection

B. Pledge of Allegiance

C. Roll Call

D. Public Comments on agenda items - This is the proper time for public questions and comments on agenda items only. Please make sure a request form is given to the Board President prior to the meeting.

*E.1. Motion by _____, seconded by _____, to approve the Board of Education Minutes – October 4, 2010. (See enclosure.)

*E.2. Motion by _____, seconded by _____, to approve the bills. (See enclosures.)

*E.3. Motion by _____, seconded by _____, to receive the Treasurer's Report and Place on File. (See enclosure.)

F.1. Showcase: National Association of Music Merchants Foundation

F.2. Superintendent's Comments

F.3. Board Comments/Announcements

F.4. Report from Student Representatives

H.1. Motion by _____, seconded by _____, to approve all Outside Directorships (See enclosure.)

H.2. First Reading of Policy 3111 – Support Services – Business – Accounts Receivable – Collection Agencies (See enclosure.)

H.3. Motion by _____, seconded by _____, to reaffirm Policy 4511 – Human Resources – Voluntary Separation Program (See enclosure.)

H.4. Motion by _____, seconded by _____, to reaffirm Rule 4511.1 – Human Resources Voluntary Separation Program (See enclosure.)

H.5. Motion by _____, seconded by _____, to approve Personnel Actions: Resignation (See enclosure.)

I. Reports:

1. Early College Costs
2. Advanced Placement Report 2009-2010
3. International Baccalaureate Report 2009-2010
4. Dual Enrollment Program (UNO and MCC)
5. Quarterly Investment Report
6. Quarterly Operation and Maintenance Report
7. Quarterly Food Service Report
8. Quarterly Summer Projects Report
9. Building Site Plans

J. Future Agenda Items/Board Calendar

1. Dedication of the Ron Witt Support Service Center on Sunday, October 24, 2010 at 2 p.m.
2. Committee of the Whole Meeting on Monday, October 25, 2010 at 6:30 p.m. at the Don Stroh Administration Center, 5606 South 147th Street
3. Board of Education Meeting on Monday, November 1, 2010 at 6:30 p.m. at the Don Stroh Administration Center, 5606 South 147th Street
4. Committee of the Whole Meeting on Monday, November 8, 2010 at 6:30 p.m. at the Don Stroh Administration Center, 5606 South 147th Street
5. Board of Education Meeting on Monday, November 15, 2010 at 6:30 p.m. at the Don Stroh Administration Center, 5606 South 147th Street
6. NASB State Education Conference on November 17-19, 2010 at Embassy Suites Conference Center in LaVista, 12520 Westport Parkway
7. Board of Education Meeting on Monday, December 6, 2010 at 6:30 p.m. at the Don Stroh Administration Center, 5606 South 147th Street
8. Board of Education Meeting on Monday, December 20, 2010 at 6:30 p.m. at the Don Stroh Administration Center, 5606 South 147th Street
9. Board of Education Meeting on Monday, January 10, 2011 at 6:30 p.m. at the Don Stroh Administration Center, 5606 South 147th Street
10. Committee of the Whole Meeting on Monday, January 17, 2011 at 6:30 p.m. at the Don Stroh Administration Center, 5606 South 147th Street
11. Board of Education Meeting on Monday, January 24, 2011 at 6:30 p.m. at the Don Stroh Administration Center, 5606 South 147th Street

K. Public Comments - This is the proper time for public questions and comments on any topic. Please make sure a request form is given to the Board President before the meeting begins.

L. Adjournment All items indicated by an asterisk (*) will comprise the Consent Agenda and may be acted on in a single motion. Items may be deleted from the Consent Agenda by request of any board member.

MILLARD PUBLIC SCHOOLS
SCHOOL DISTRICT NO 17

A meeting was held of the Board of Education of the School District No. 17, in the County of Douglas in the State of Nebraska. The meeting was convened in open and public session at 6:30 p.m., Monday, October 4, 2010, at the Don Stroh Administration Center, 5606 South 147th Street.

Present: Michael Pate, Dave Anderson, Linda Poole, Mike Kennedy, and Julie Kannas

Absent: Brad Burwell

Notice of this meeting was given in advance thereof by publication in the Daily Record on October 1, 2010; a copy of the publication is being attached to these minutes. Notice of this meeting was given to all members of the Board of Education and a copy of their Acknowledgment of Receipt of Notice and the agenda are attached to these minutes. Availability of the agenda was communicated in advance notice and in the notice of the Board of Education of this meeting. All proceedings hereafter shown were taken while the convened meeting was open to the attendance of the public.

Mr. Pate called the meeting to order and announced the public meeting Act is posted on the wall and available for public inspection. Mr. Pate asked everyone to say the Pledge of Allegiance.

Roll call was taken and members present were: Mike Pate, Dave Anderson, Linda Poole, Mike Kennedy, and Julie Kannas. Absent was Brad Burwell.

Motion by Mike Kennedy, seconded by Dave Anderson, to excuse Brad Burwell from the meeting, upon roll call vote, all members voted aye. Motion carried.

Motion by Mike Kennedy, seconded by Julie Kannas, to approve the Board of Education Minutes of September 20, 2010, approve the bills, and receive the Treasurer's Report and Place on File, upon roll call vote, all member voted aye. Motion carried.

Employees of the Month for October were Donita Moseman, secretary at Central Middle School, and Liz Smith, physical education teacher at Montclair Elementary School.

Superintendent's Comments:

1. The Elementary Learning Center grant money of \$750,000 has been divided among the four Sub-Councils of the Learning Community. Sub-Council #4, which is Millard and part of Elkhorn, received \$128,000.
2. There is a request from the Learning Community for school districts to participate in a focus school survey on behalf of the Diversity Task Force, which is something they have been working on this past summer. Wiese is doing the extended survey on what the choices of focus schools would be even though the Learning Community does not have say for starting focus school, they do have approval for up to fifty percent of the capitol costs to start a focus school.

Millard's policy allows educational agencies or a contractors to the district to get names and addresses, and any other organization requests would receive only names. They are requesting additional information other than the normal names to conduct this survey, such as addresses, if

Board of Education Minutes
October 4, 2010
Page 2

the student is ELL, free and reduced lunch students, or special education. In the past the District has not shared this information, so it will not be shared for this either, Dr. Lutz reported.

3. A request was received from UNMC wanting to know whether Millard will participate in the 2011-2012 UNMC High School Alliance program. Their deadline for the District's decision is Friday, October 8, 2010. This is not in the District's Strategic Plan, and we have our own academies, so the intent is to pass on the request unless board members feel differently.

Board Comments:

Julie Kannas said she participated in the Strategic Planning session last week.

Mike Kennedy commented on the short timeline to respond to UNMC on the request for involvement of the District in the UNMC High School Alliance program. He would expect a 30 to 60 day dialog, before a commitment would be finalized. Mr. Kennedy said this is something that is not in the Strategic Plan.

Mr. Kennedy reiterated again, that the cost of transporting students from one district to another could be better spent in classrooms.

Dave Anderson commented that the District's career academies may be a better established program for Millard students.

Mr. Anderson wanted to thank all of the district staff, community representatives, and students who participated in the District's Strategic Planning process. He said it was a great two days.

Mr. Anderson reported he was the guest speaker at Millard South High School's National Honor Society Induction Ceremony this past Sunday.

Mr. Anderson will be at Millard South High School for their mock interviews.

Mr. Anderson will be attending the NASB Area Membership meeting on Wednesday.

Linda Poole thanked everyone who participated in the District's Strategic Planning process.

Mrs. Poole reported that she will be attending the NASB Area Membership meeting on Wednesday.

Mike Pate reported that he will be attending a meeting with board presidents, from districts that have passed a resolution to change the governance structure of the Learning Community on Thursday afternoon. The purpose of the meeting is to dialog to see what the next steps will be in the process. He assumed it would be to talk with State Senators. He will be reporting back to the board as to what takes place at the meeting.

Mr. Pate explained to the community in attendance that this group is not trying to get rid of the Learning Community, but to eliminate this super board, and bring it back to the local schools boards to be policy makers, and to have the Superintendent engaged as to the educational impacts of any decisions. There have been four Districts who have passed resolutions, and he will have to see where this discussion will lead.

Board of Education Minutes
October 4, 2010
Page 3

Dave Anderson confirmed that there will be a Committee Meeting on October 25, 2010.

Jeff Story, student representative from Millard North High School, Isis Hernandez, student representative from Millard South High School, and Alison Brokke, student representative from Millard West High School, reported on academic and athletic activities, which have taken place at their respective high schools.

Motion by Mike Kennedy, seconded by Dave Anderson, to reaffirm Policy 6120 – Curriculum, Instruction and Assessment – Written Curriculum – MEP Curriculum Planning, upon roll call vote, all members voted aye. Motion carried.

Motion by Mike Kennedy, seconded by Dave Anderson, to approve Rule 6120.1 – Curriculum, Instruction, and Assessment – Written Curriculum – MEP Curriculum Planning, upon roll call vote, all members voted aye. Motion carried.

Motion by Mike Kennedy, seconded by Julie Kannas, to reaffirm Policy 6130 – Curriculum, Instruction, and Assessment – Written Curriculum – Frameworks and Course Guides, upon roll call vote, all members voted aye. Motion carried.

Motion by Mike Kennedy, seconded by Julie Kannas, to approve Rule 6130.1 – Curriculum, Instruction, and Assessment – Curriculum Frameworks, upon roll call vote, all members voted aye. Motion carried.

Motion by Mike Kennedy, seconded by Dave Anderson, to approve Rule 6130.2 – Curriculum, Instruction, and Assessment – Course Guides, upon roll call vote, all members voted aye. Motion carried.

Motion by Dave Anderson, seconded by Julie Kannas, to appoint Keith Lutz as the Official Representative to ESU #3, upon roll call vote, all members voted aye. Motion carried.

Motion by Dave Anderson, seconded by Julie Kannas, to approve Personnel Actions: New Hires: Lori L. Adam and Kathleen A. Markin, upon roll call vote, all members voted aye. Motion carried.

Mike Pate delayed Negotiation and Approval of Contract to the end of the meeting

Reports included an Enrollment Report, a Finance Report, Building Site Plans, and ACT and SAT Result for 2009-2010.

Future Agenda Items/Board Calendar: The NASB Area Membership Meeting will be held on October 6, 2010 at 5:30 p.m. at Embassy Suites Conference Center in LaVista, 12520 Westport Parkway. The NFUSSD Conference will be held October 10-12, 2010 in Topeka, KS. A Board of Education Meeting will be held on Monday, October 18, 2010 at 6:30 p.m. at the Don Stroh Administration Center, 5606 South 147th Street. A Board Committee of the Whole meeting will take place on Monday, October 25, 2010 at 6:30 p.m. at the Don Stroh Administration Center, 5606 South 147th Street. A Board of Education Meeting will be held on Monday, November 1, 2010 at 6:30 p.m. at the Don Stroh Administration Center, 5606 South 147th Street. A Committee of the Whole Meeting will be held on Monday, November 8, 2010 at 6:30 p.m. at the Don Stroh Administration Center, 5606 South 147th Street. A Board of Education Meeting will be held on Monday, November 15, 2010 at 6:30 p.m. at the Don Stroh Administration Center, 5606 South 147th Street. The NASB State Education

Board of Education Minutes
October 4, 2010
Page 4

Conference will be on November 17-19, 2010 at Embassy Suites Conference Center in LaVista, 12520 Westport Parkway. A Board of Education Meeting will be held on Monday, December 6, 2010 at 6:30 p.m. at the Don Stroh Administration Center, 5606 South 147th Street. A Board of Education Meeting will be held on Monday, December 20, 2010 at 6:30 p.m. at the Don Stroh Administration Center, 5606 South 147th Street.

Mike Pate announced the Board will go into Executive Session for the purpose of negotiation.

At 8:34 p.m. a motion by Dave Anderson, seconded by Mike Kennedy, to go into Executive Session for the purpose of negotiation, upon roll call vote, all members voted aye. Motion carried.

Mr. Pate said the Board will go into Executive Session for the purpose of negotiation.

Motion by Linda Poole, seconded by Mike Kennedy, to come out of Executive Session, upon roll call vote, all members voted aye. Motion carried.

Motion by Linda Poole, seconded by Mike Kennedy, to approve the contract, upon roll call vote, all members voted aye.

Mike Pate adjourned the meeting.

SECRETARY

Millard Public Schools
October 18, 2010

Check Register

Prepared for the Board Meeting of October 18, 2010

Check No	Vend No	Vendor Name	Amount
317615	106110	BRAD BURWELL	61.99
317616	106773	FIRST NATIONAL BANK VISA	4,403.20
317617	135040	HARVEY OAKS ELEMENTARY	32.75
317618	133397	HY-VEE INC	812.45
317619	135004	HY-VEE INC	606.98
317622	130949	MIDWEST REGIONAL MIDDLE LEVEL	100.00
317623	070810	OMAHA PUBLIC SCHOOLS	65.00
317625	084954	BLASCHKO ENTERPRISES INC	1,865.00
317626	088654	TARGET	34.63
317628	068840	UNIVERSITY OF NEBRASKA AT OMAHA	200.00
317638	131265	JILL M ANDERSON	10.00
317639	010083	ATS MOBILE TELEPHONE CO INC	85.02
317640	136956	RAYMOND J SAVARD	3,000.00
317641	099646	BARNES & NOBLE BOOKSTORE	6,475.03
317643	133480	BERINGER CIACCIO DENNELL MABREY	4,507.50
317644	138323	KELLY MARIE BIRGE	55.16
317645	019111	BISHOP BUSINESS EQUIPMENT	31,358.83
317646	137759	BRIDGET A BOARDMAN	138.75
317649	134237	SCOTT G BUTLER	1,631.75
317650	135403	JODY E CARHART	205.25
317652	132271	ERIK P CHAUSSEE	1,746.45
317653	025197	CITY OF OMAHA	100.00
317654	133617	CONOCOPHILLIPS	8,687.46
317655	132748	LAURA L CORK	36.00
317656	106893	CULLIGAN WATER CONDITIONING	54.08
317657	136517	WILLIAM DAUGHTRIDGE	31.06
317658	130339	DEEP ROCK WATER	42.80
317659	099220	DICK BLICK CO	1,027.30
317661	135973	MATTHEW L DOMINY	84.00
317663	131416	SHARON G EPSTEIN	175.00
317664	134861	TARA R FABIAN	36.00
317665	138325	MICHELLE A FERGUSON	36.00
317666	136320	JOSHUA P FIELDS	395.50
317667	132001	BETH L FINK	1,746.45
317668	136106	FOLLETT SOFTWARE COMPANY	2,451.18
317669	044891	GOPHER	2,028.90
317670	044950	GRAINGER INDUSTRIAL SUPPLY	607.19
317671	135016	CANDRA R GUENTHER	25.59
317672	135930	KATHLEEN M GUINAN	20.18
317673	136805	JAMES R HANLON	621.00
317674	135155	CHARLES G HAWKINS	7.50
317675	132489	CHARLES E HAYES III	22.74
317676	108478	DAVID C HEMPHILL	546.90
317677	095520	LINDA D HORTON	69.00
317678	106169	MARY K HOUGH	120.00
317679	138326	MICHELE C HUMPAL	60.00

Check Register

Prepared for the Board Meeting of October 18, 2010

Check No	Vend No	Vendor Name	Amount
317681	107039	SHARON KIM H JOHANSEN	60.00
317684	134194	KARCHER NORTH AMERICA INC	276.51
317685	134607	KONICA MINOLTA PRINTING SOLUTIONS	729.47
317686	137689	MELISSA A KOSCH	38.00
317687	138200	SHERRIE A LOMBARDO	36.00
317688	131397	LOWE'S HOME CENTERS INC	511.21
317689	138327	DIANA L LYONS	5.34
317690	138338	DEBBIE MASSEY	1,100.00
317691	136884	LURENE S MCCONNELL	36.00
317692	133841	CORY L MCCORMICK	36.00
317693	133998	SUZANNE R MELLIGER	963.52
317694	106393	WALTER B MERTZ	95.43
317695	131187	KIM R MIKOS	60.00
317696	137155	LEANN B MORRIS	36.00
317697	132491	DONITA L MOSEMAN	40.00
317698	068445	NEBRASKA FURNITURE MART INC	299.00
317699	109843	NEXTEL PARTNERS INC	816.67
317700	137717	TERESA R OBERDORFER	140.27
317701	100013	OFFICE DEPOT 84133510	96.87
317702	071053	OMAHA WORLD HERALD (EDUC)	83.20
317703	071053	OMAHA WORLD HERALD (EDUC)	137.83
317704	137824	OMBUDSMAN EDUCATIONAL SVCS LTD	62,343.75
317705	133964	LYN E PAHLS	36.00
317706	136003	MELISSA J POLONCIC	613.92
317708	072349	PREMIER AGENDAS INC	1,260.50
317710	081674	JULIE A SANDENE	7.61
317711	081725	KIMBERLEY K SAUM-MILLS	96.00
317712	133389	RYAN D SAUNDERS	168.25
317713	082140	SCHOLASTIC MAGAZINES	90.75
317714	131887	SIEMENS INDUSTRY INC.	335.00
317715	101476	SODEXO INC & AFFILIATES	96,096.71
317717	102822	THERAPRO INC	632.20
317718	090242	UNITED PARCEL SERVICE	939.40
317720	133467	UNIVERSAL MAP GROUP LLC	62.69
317722	109122	CONNIE L VLCEK	19.00
317723	136795	TANA M WALLACE	161.50
317724	133259	MICHELLE L WATERS	204.25
317725	136141	CHERILYN R WICKS	41.34
317726	096200	YOUNG & WHITE	26,719.27
Total for GENERAL FUND			271,853.03
22638	010809	AIRCAD INC	78.00
22639	133620	AKSARBEN PIPE & SEWER CLEANING LLC	206.00
22640	137889	SARAH J BANIK	118.15
22641	138331	DAMON BARBER	125.10
22642	138332	MCKENNA S BLACK	24.33
22643	137731	NICOLE E BROM	6.95

Check Register

Prepared for the Board Meeting of October 18, 2010

Check No	Vend No	Vendor Name	Amount
22644	138137	JAYCE BUSCH	52.13
22645	138270	MARKAIL CHANNEL	107.73
22646	137160	MADELEINE R COLBERT	48.65
22647	106893	CULLIGAN WATER CONDITIONING	18.02
22648	136999	RAFAEL DIAZ	191.13
22649	138039	JASON FIGGINS	31.28
22650	138040	JUSTIN FIGGINS	31.28
22651	137000	MARLEY J FLEMING	52.13
22652	137890	JARED A GARDNER	20.85
22653	138138	CODY M GELVIN	41.71
22654	135983	ENCORE ONE LLC	4,251.85
22655	137730	PRESTON A GOCKE	20.85
22656	135600	HARLAND CLARKE	39.59
22657	138195	JOHN L HOBZA	19.25
22658	138333	DEVAN JAMES	41.70
22659	138271	NIKEE Z JAMES	104.25
22660	131439	GRETCHEN L KACERIK	45.00
22661	137376	MICHAEL KRMPOTIC	107.73
22662	102229	ROWAN W LANG	142.76
22663	137633	ANGELA M LEUSCHEN	22.50
22664	138334	ZAKARY R LINES	20.85
22665	138335	LATREELL M LOGAN	31.28
22666	137729	AVERY K LOVGREN	27.80
22667	137251	ANDREW E LUCAS JR	20.85
22668	137674	RYAN D MCEACHEN	135.53
22669	137728	JEAN R MENDENHALL	16.90
22670	136279	MILLARD PUBLIC SCHOOL CLEARING ACCT	610.50
22671	138272	CASSANDRA M MUNSON	139.00
22672	137786	SOPHIA O NICHOLS	27.80
22673	102445	EDRIE K PEARCE	192.94
22674	137163	TIMOTHY POYNTER II	20.85
22675	131835	PRAIRIE MECHANICAL CORP	760.00
22676	130903	DEB RINGER	55.30
22677	138336	DALTON J RYAN	27.80
22678	138083	SAMSON SANDERS	55.60
22679	137002	TREY A SCHULTZ	36.49
22680	137934	DAVID SWISHER	93.83
22681	135739	ELIJAH TYNES	139.00
22682	137785	BRET A WATSON	31.28
22683	133653	TAMMY D WEST	6.00
22684	137003	AUSTIN K WILSON	20.85
Total for FOOD SERVICE			8,419.37
317662	136245	DONOVAN PROPERTIES LLC	1,703.05
317709	134598	PRIME COMMUNICATIONS INC	11,711.00
Total for SPECIAL BUILDING			13,414.05

Millard Public Schools

Check Register


Prepared for the Board Meeting of October 18, 2010

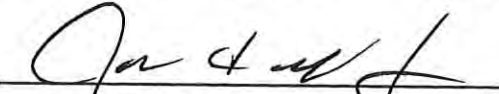
Check No	Vend No	Vendor Name	Amount
317616	106773	FIRST NATIONAL BANK VISA	539.60
317624	081630	SAM'S CLUB DIRECT	193.31
317627	068834	UNIVERSITY OF NEBRASKA-LINCOLN	130.00
317642	134884	JULIE K BERGSTROM	337.88
317648	137886	LORI L BROWN	57.75
317660	138340	ALEXANDRIA M DICKEY	30.00
317705	133964	LYN E PAHLS	73.19
Total for GRANT FUND			1,361.73
317621	060136	LUEDER CONSTRUCTION COMPANY	6,142.31
317643	133480	BERINGER CIACCIO DENNELL MABREY	449.50
317647	108047	ARR-BOONE BROTHERS ROOFING	22,900.00
317716	134170	TAB HOLDING CO INC	393,766.46
317719	133322	UNIVERSAL RESTORATION INC	1,012.50
317721	090406	US ASPHALT COMPANY	71,744.58
Total for DEPRECIATION			496,015.35
317620	138329	JAMES BRIAN KRAFT	350.00
317651	138324	REGGIE CARNES	90.00
317680	130283	KARA L HUTTON	36.97
317682	136678	K C PETERSEN CONSTRUCTION CO	10,102.25
317683	131423	DON P KADEREIT	45.00
317707	073210	PRAIRIE CONSTRUCTION COMPANY	7,335.34
Total for ACTIVITY FUND			17,959.56
Report Total			809,023.09

Current Cash Balance Report

Date: 08/01/2010 thru 08/31/2010

Activity Number and Name	Beginning Cash	Receipts	Disbursements	Adjustments	Cash Balance
A General Funds					
100 General	145,198.48	0.00	0.00	946.53	146,145.01
150 Petty Cash	0.00	0.00	0.00	0.00	0.00
170 DSAC Vending	8,241.39	83.60	0.00	0.00	8,324.99
180 Interest Earned - Checking	849.83	96.70	0.00	-946.53	0.00
190 Interest on Savings	0.00	0.00	0.00	0.00	0.00
A General Funds Totals:	154,289.70	180.30	0.00	0.00	154,470.00
B Administrative Custody Accts					
200 Staff Development	0.00	0.00	0.00	0.00	0.00
209 MPS Activities Calendar	5,000.00	0.00	0.00	0.00	5,000.00
210 Activity Express	80,878.09	2,800.00	0.00	0.00	83,678.09
211 Logo Sales	1,034.56	0.00	0.00	0.00	1,034.56
213 Student Showcase	60.00	0.00	0.00	0.00	60.00
215 HAL Field Trips/Preschool	-10,933.80	0.00	0.00	11,253.80	320.00
220 WF Student Donation	5,606.34	0.00	0.00	0.00	5,606.34
225 STOP Hunger	0.00	0.00	0.00	0.00	0.00
230 Hospitality	129.59	0.00	0.00	0.00	129.59
235 Educational Services Hospitality	217.47	0.00	0.00	0.00	217.47
240 NFUSSD	0.00	0.00	0.00	0.00	0.00
245 Paybac	0.00	0.00	0.00	0.00	0.00
B Administrative Custody Accts Totals:	81,992.25	2,800.00	0.00	11,253.80	96,046.05
C School Custody Accts					
300 Instrument Rental	51,327.83	0.00	29,782.25	0.00	21,545.58
310 South Swim Lessons	33,295.00	6,780.00	33,295.00	0.00	6,780.00
320 North Swim Lessons	25,111.00	2,640.00	25,111.00	0.00	2,640.00
325 West Swim Lessons	40,097.00	0.00	40,097.00	0.00	0.00
330 North Open Swim	309.00	0.00	309.00	0.00	0.00
335 West Open Swim	655.00	0.00	655.00	0.00	0.00
340 South Open Swim	880.00	606.00	1,486.00	0.00	0.00
350 Maintenance Vending	1,292.32	0.00	0.00	0.00	1,292.32
355 Tech Vending	1,207.44	0.00	0.00	0.00	1,207.44
360 Facility Use Rental Fee	145,625.73	467.50	146,093.23	0.00	0.00
365 Facility Use Building Access	45,262.00	1,351.50	46,613.50	0.00	0.00
366 Facility Use Staffing	25,763.00	2,894.25	28,657.25	0.00	0.00
370 No Longer Used	0.00	0.00	0.00	0.00	0.00
400 Check Collection	207.65	223.35	223.35	0.00	207.65
500 District Wide Coca-Cola	0.00	0.00	0.00	0.00	0.00
C School Custody Accts Totals:	371,032.97	14,962.60	352,322.58	0.00	33,672.99
D Investments					
900 Savings	-157,378.17	0.00	0.00	0.00	-157,378.17
D Investments Totals:	-157,378.17	0.00	0.00	0.00	-157,378.17
Q Extra-Curriculars					
1020 HAL Field Trips	11,253.80	0.00	0.00	-11,253.80	0.00
1030 Parent Pay PreSchool	0.00	0.00	0.00	0.00	0.00
Q Extra-Curriculars Totals:	11,253.80	0.00	0.00	-11,253.80	0.00
Report Totals:	461,190.55	17,942.90	352,322.58	0.00	126,810.87


Linda K. Mohlman, DSAC
Executive Secretary


Chris Hughes, DSAC
Accounting Manager

Current Cash Balance Report

ALL Data

Arranged by:

Date: 08/01/2010 thru 08/31/2010

Group ID and Activity Number

Activity Number and Name	Beginning Cash	Receipts	Disbursements	Adjustments	Cash Balance
A ACTIVITY GENERAL FUND					
100 VENDING	920.67	0.00	0.00	0.00	920.67
110 GENERAL FUND	28,773.46	123.95	2,191.07	0.00	26,706.34
111 INTEREST EARNED CHECKING	92.99	7.36	0.00	0.00	100.35
A ACTIVITY GENERAL FUND Totals:	29,787.12	131.31	2,191.07	0.00	27,727.36
D CLUBS AND ORGANIZATIONS					
501 STUDENT COUNCIL	2,282.84	38.00	403.15	0.00	1,917.69
502 ENVIRONMENTAL CLUB	0.00	0.00	0.00	0.00	0.00
503 MUSIC CLUB	0.00	0.00	0.00	0.00	0.00
504 LEADERSHIP PROGRAM	0.00	0.00	0.00	0.00	0.00
D CLUBS AND ORGANIZATIONS Totals:	2,282.84	38.00	403.15	0.00	1,917.69
E ADMINISTRATIVE CUSTODIAL ACCT					
601 CROSSING GUARD	0.00	0.00	0.00	0.00	0.00
602 HOSPITALITY	0.00	0.00	0.00	0.00	0.00
610 MEDIA	2,728.58	16.91	166.91	0.00	2,578.58
615 FIELD TRIPS	-8,079.16	0.00	0.00	8,605.83	526.67
619 World Language	102.48	0.00	0.00	0.00	102.48
620 TEACHER PTO	0.00	0.00	0.00	0.00	0.00
625 TEACHER FUND	0.00	0.00	0.00	0.00	0.00
630 R.E.A.D.	0.00	0.00	0.00	0.00	0.00
E ADMINISTRATIVE CUSTODIAL ACCT Totals:	-5,248.10	16.91	166.91	8,605.83	3,207.73
F DISTRICT CUSTODIAL ACCT.					
700 REIMBURSEMENT	0.00	0.00	0.00	0.00	0.00
720 CONVENTION	0.00	0.00	0.00	0.00	0.00
F DISTRICT CUSTODIAL ACCT. Totals:	0.00	0.00	0.00	0.00	0.00
Q Extra Curricular Activities					
1000 Kindergarten field trips	2,586.60	0.00	0.00	-2,586.60	0.00
1010 1st Grade Field Trips	1,374.25	0.00	0.00	-1,374.25	0.00
1020 2nd Grade Field Trips	668.50	0.00	0.00	-668.50	0.00
1030 3rd Grade Field Trips	1,484.50	0.00	0.00	-1,489.00	-4.50
1040 4th Grade Field Trips	956.29	0.00	0.00	-956.29	0.00
1050 5th Grade Field Trips	1,342.19	0.00	0.00	-1,531.19	-189.00
1060 Spanish Class	0.00	0.00	0.00	0.00	0.00
Q Extra Curricular Activities Totals:	8,412.33	0.00	0.00	-8,605.83	-193.50
R Other Activities					
2000 Leadership Academy	0.00	0.00	0.00	0.00	0.00
2010 Saturday Recreation	0.00	0.00	0.00	0.00	0.00
R Other Activities Totals:	0.00	0.00	0.00	0.00	0.00
Report Totals:	35,234.19	186.22	2,761.13	0.00	32,659.28

Cynthia Luber
Secretary
Eric Chausser
Principal

Current Cash Balance Report

Date: 08/01/2010 thru 08/31/2010

Activity Number and Name	Beginning Cash	Receipts	Disbursements	Adjustments	Cash Balance
110	0.00	0.00	0.00	0.00	0.00
Totals:	0.00	0.00	0.00	0.00	0.00
A ACTIVITY GENERAL FUND					
100 Vending	295.29	0.00	0.00	0.00	295.29
110 GENERAL FUND	3,865.37	573.84	886.28	0.00	3,552.93
115 Interest Earned Checking	70.46	5.35	0.00	0.00	75.81
A ACTIVITY GENERAL FUND Totals:	4,231.12	579.19	886.28	0.00	3,924.03
D CLUBS AND ORGANIZATIONS					
501 Student Council	559.52	0.00	0.00	0.00	559.52
515 Art Club	0.00	0.00	0.00	0.00	0.00
520 yearbook	542.00	0.00	0.00	0.00	542.00
525 Landscaping	0.00	0.00	0.00	0.00	0.00
530 Ackerman Readers	580.03	0.95	580.00	0.00	0.98
535 Choir	0.00	0.00	0.00	0.00	0.00
540 Field Day	1,073.22	0.00	254.08	0.00	819.14
D CLUBS AND ORGANIZATIONS Totals:	2,754.77	0.95	834.08	0.00	1,921.64
E ADMINISTRATIVE CUSTODIAL ACCT					
601 Social	165.39	0.00	165.39	0.00	0.00
602 Hospitality	0.00	0.00	0.00	0.00	0.00
605 D.A.R.E.	0.00	0.00	0.00	0.00	0.00
610 Library	8,263.38	994.06	93.16	0.00	9,164.28
615 Field Trip	0.00	2,500.00	0.00	0.00	2,500.00
620 Art K-5	6,017.56	0.00	882.41	0.00	5,135.15
625 Birthday Book Club	322.04	0.00	0.00	0.00	322.04
630 Fundraiser	596.09	0.00	0.00	0.00	596.09
635 Teacher Grant Money	1,635.68	0.00	104.00	0.00	1,531.68
E ADMINISTRATIVE CUSTODIAL ACCT Totals:	17,000.14	3,494.06	1,244.96	0.00	19,249.24
F DISTRICT CUSTODIAL					
700 REIMBURSEMENT	0.00	0.00	0.00	0.00	0.00
720 CONVENTION	0.00	0.00	0.00	0.00	0.00
F DISTRICT CUSTODIAL Totals:	0.00	0.00	0.00	0.00	0.00
Q FEE FUND					
0	0.00	0.00	0.00	0.00	0.00
1000 Field Trips	0.00	0.00	0.00	0.00	0.00
1001 Kdg. Field Trips	0.00	0.00	0.00	0.00	0.00
1010 First Grade Field Trip	0.00	0.00	0.00	0.00	0.00
1020 Second Grade Field Trip	0.00	0.00	0.00	0.00	0.00
1030 Third Grade Field Trip	0.00	0.00	0.00	0.00	0.00
1040 Fourth Grade Field Trip	0.00	0.00	0.00	0.00	0.00
1050 Fifth Grade Field Trip	0.00	0.00	0.00	0.00	0.00
Q FEE FUND Totals:	0.00	0.00	0.00	0.00	0.00
Report Totals:	23,986.03	4,074.20	2,965.32	0.00	25,094.91

Michael Madsen

Mussa Polonac

Current Cash Balance Report

Arranged by:

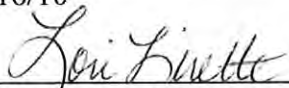
ALL Data

Group ID and Activity Number

Date: 08/01/2010 thru 08/31/2010

Activity Number and Name	Beginning Cash	Receipts	Disbursements	Adjustments	Cash Balance
A ACTIVITY GENERAL FUND					
100 VENDING	316.45	0.00	0.00	0.00	316.45
110 GENERAL FUND	24,594.78	1,018.90	6,859.80	0.00	18,753.88
120 INTEREST AND FEES	0.00	0.00	0.00	0.00	0.00
A ACTIVITY GENERAL FUND Totals:	24,911.23	1,018.90	6,859.80	0.00	19,070.33
D CLUBS AND ORGANIZATIONS					
501 STUDENT COUNCIL	66.29	0.00	0.00	0.00	66.29
D CLUBS AND ORGANIZATIONS Totals:	66.29	0.00	0.00	0.00	66.29
E ADMINISTRATIVE CUSTODIAL ACCT					
601 SOCIAL COMMITTEE	70.38	0.00	0.00	0.00	70.38
602 NOT IN USE	0.00	0.00	0.00	0.00	0.00
610 LIBRARY	75.27	0.00	0.00	0.00	75.27
615 FIELD TRIPS	-5,158.49	0.00	0.00	0.00	-5,158.49
620 BOOKFAIRS	0.00	0.00	0.00	0.00	0.00
630 BIRTHDAY BOOK CLUB	101.66	0.00	0.00	0.00	101.66
640 PLAYGROUND EQUIPMENT	0.00	0.00	0.00	0.00	0.00
E ADMINISTRATIVE CUSTODIAL ACCT Totals:	-4,911.18	0.00	0.00	0.00	-4,911.18
F DISTRICT CUSTODIAL					
700 REIMBURSEMENT	0.00	0.00	0.00	0.00	0.00
720 CONVENTION	0.00	0.00	0.00	0.00	0.00
F DISTRICT CUSTODIAL Totals:	0.00	0.00	0.00	0.00	0.00
Q Fee Fund					
1000 Kindergarten field trip	1,052.00	0.00	0.00	0.00	1,052.00
1010 1st grade field trips	1,017.76	0.00	0.00	0.00	1,017.76
1020 2nd grade field trips	360.75	0.00	0.00	0.00	360.75
1030 3rd grade field trips	1,395.00	0.00	0.00	0.00	1,395.00
1040 4th grade field trips	980.00	0.00	0.00	0.00	980.00
1050 5th grade field trips	159.75	0.00	0.00	0.00	159.75
Q Fee Fund Totals:	4,965.26	0.00	0.00	0.00	4,965.26
Report Totals:	25,031.60	1,018.90	6,859.80	0.00	19,190.70

ALDRICH ELEMENTARY
 AUGUST RECONCILIATION
 09/16/10



 LORI LURETTE
 SECRETARY



 SUSIE MELLIGER
 PRINCIPAL

Current Cash Balance Report

Date: 08/01/2010 thru 08/31/2010


Group ID and Activity Number


Activity Number and Name	Beginning Cash	Receipts	Disbursements	Adjustments	Cash Balance
A ACTIVITY GENERAL FUND					
100 GENERAL	6,742.89	22.72	472.09	139.76	6,433.28
110 VENDING	67.08	43.13	0.00	0.00	110.21
125 Interest Earned	128.81	10.95	0.00	-139.76	0.00
A ACTIVITY GENERAL FUND Totals:	6,938.78	76.80	472.09	0.00	6,543.49
B Mini-Classes					
802 DO NOT USE	0.00	0.00	0.00	0.00	0.00
803 DO NOT USE	0.00	0.00	0.00	0.00	0.00
805 DO NOT USE	0.00	0.00	0.00	0.00	0.00
B Mini-Classes Totals:	0.00	0.00	0.00	0.00	0.00
C SCHOOL CUSTODIAL ACCT.					
101 Reading connections	50.65	0.00	0.00	0.00	50.65
300 ART SUPPLIES	4,855.36	0.00	0.00	0.00	4,855.36
400 Technology	72.10	0.00	0.00	0.00	72.10
401 "Read a thon" for Winnebago	0.00	0.00	0.00	0.00	0.00
410 VIP	24,157.94	60.00	268.01	-458.50	23,491.43
411 VIP Hospitality	1,953.43	0.00	0.00	0.00	1,953.43
C SCHOOL CUSTODIAL ACCT. Totals:	31,089.48	60.00	268.01	-458.50	30,422.97
D CLUBS AND ORGANIZATIONS					
113 Fun and Field Day	1,987.77	0.00	0.00	0.00	1,987.77
501 STUDENT COUNCIL	717.99	0.00	0.00	0.00	717.99
605 School Clubs	1,395.21	0.00	0.00	0.00	1,395.21
607 Choir /T shirts	290.50	0.00	0.00	52.00	342.50
D CLUBS AND ORGANIZATIONS Totals:	4,391.47	0.00	0.00	52.00	4,443.47
E ADMINISTRATIVE CUSTODIAL					
602 HOSPITALITY	0.00	0.00	0.00	0.00	0.00
610 MEDIA	4,089.35	34.15	0.00	0.00	4,123.50
611 Birthday Book club	2,880.76	0.00	55.58	0.00	2,825.18
615 FIELD TRIPS	-5,864.01	272.32	530.41	6,122.10	0.00
725 Fundraising	1,432.77	0.00	0.00	0.00	1,432.77
735 FAMILIES IN NEED	507.00	0.00	0.00	0.00	507.00
750 OPERATION SCHOOL BELL	0.00	0.00	0.00	0.00	0.00
E ADMINISTRATIVE CUSTODIAL Totals:	3,045.87	306.47	585.99	6,122.10	8,888.45
Q Fee Fund Account					
1001 Kdg. Field Trip	1,313.50	0.00	0.00	-1,313.50	0.00
1101 First Grade Field Trip	689.80	0.00	0.00	-689.80	0.00
1201 Second Grade Field Trp	931.90	0.00	0.00	-931.90	0.00
1202 Choir Shirts	52.00	0.00	0.00	-52.00	0.00
1301 Third Grade Field Trip	656.25	0.00	0.00	-656.25	0.00
1401 Fourth Grade Field Trip	543.50	0.00	0.00	-543.50	0.00
1501 Fifth Grade Field Trip	1,528.65	0.00	0.00	-1,528.65	0.00
Q Fee Fund Account Totals:	5,715.60	0.00	0.00	-5,715.60	0.00
U Do Not Use					
200 DO NOT USE	0.00	0.00	0.00	0.00	0.00
606 DO NOT USE	0.00	0.00	0.00	0.00	0.00
700 DO NOT USE	0.00	0.00	0.00	0.00	0.00
720 DO NOT USE	0.00	0.00	0.00	0.00	0.00
1100 DO NOT USE	0.00	0.00	0.00	0.00	0.00
1200 DO NOT USE	0.00	0.00	0.00	0.00	0.00
1300 DO NOT USE	0.00	0.00	0.00	0.00	0.00
1350 DO NOT USE	0.00	0.00	0.00	0.00	0.00
1400 DO NOT USE	0.00	0.00	0.00	0.00	0.00
1500 DO NOT USE	0.00	0.00	0.00	0.00	0.00

Current Cash Balance Report

Date: 08/01/2010 thru 08/31/2010

Activity Number and Name	Beginning Cash	Receipts	Disbursements	Adjustments	Cash Balance
1600 DO NOT USE	0.00	0.00	0.00	0.00	0.00
1700 DO NOT USE	0.00	0.00	0.00	0.00	0.00
1800 DO NOT USE	0.00	0.00	0.00	0.00	0.00
1900 DO NOT USE	0.00	0.00	0.00	0.00	0.00
U Do Not Use Totals:	0.00	0.00	0.00	0.00	0.00
Report Totals:	51,181.20	443.27	1,326.09	0.00	50,298.38



 Linda K. Mohlman, DSAC
 Executive Secretary



 Josh Fields, Black Elk Elementary
 Principal

Current Cash Balance Report

Date: 08/01/2010 thru 08/31/2010

Activity Number and Name	Beginning Cash	Receipts	Disbursements	Adjustments	Cash Balance
A ACTIVITY GENERAL FUND					
100 VENDING/ADULT	356.46	0.00	0.00	0.00	356.46
105 VENDING/STUDENT	374.34	90.00	0.00	0.00	464.34
110 GENERAL FUND	4,499.95	0.00	507.66	-137.86	3,854.43
115 BUILDING FUNDRAISER	287.00	0.00	0.00	0.00	287.00
200 CHECKING INTEREST	25.89	1.79	0.00	-27.68	0.00
A ACTIVITY GENERAL FUND Totals:	5,543.64	91.79	507.66	-165.54	4,962.23
D CLUBS AND ORGANIZATIONS					
501 STUDENT COUNCIL	883.90	0.00	0.00	0.00	883.90
550 ART CLUB	-334.16	0.00	0.00	325.00	-9.16
560 DRAMA CLUB	-219.07	0.00	0.00	110.00	-109.07
D CLUBS AND ORGANIZATIONS Totals:	330.67	0.00	0.00	435.00	765.67
E ADMINISTRATIVE CUSTODIAL ACCT					
601 SITE BASE	0.00	0.00	0.00	0.00	0.00
602 HOSPITALITY	0.00	0.00	0.00	0.00	0.00
605 EARLY CHILDHOOD	0.00	0.00	0.00	0.00	0.00
606 MAGAZINES	0.00	0.00	0.00	0.00	0.00
610 MEDIA CENTER	2,589.74	0.00	0.00	0.00	2,589.74
615 FIELD TRIPS	-4,069.99	0.00	0.00	4,069.99	0.00
E ADMINISTRATIVE CUSTODIAL ACCT Totals:	-1,480.25	0.00	0.00	4,069.99	2,589.74
F DISTRICT CUSTODIAL					
700 NOT IN USE	0.00	0.00	0.00	0.00	0.00
720 NOT IN USE	0.00	0.00	0.00	0.00	0.00
F DISTRICT CUSTODIAL Totals:	0.00	0.00	0.00	0.00	0.00
Q EXTRA CURRICULAR ACTIVITIES					
1000 KINDERGARTEN FIELD TRIPS	206.80	0.00	0.00	-206.80	0.00
1010 FIRST GRADE FIELD TRIPS	1,136.90	0.00	0.00	-1,136.90	0.00
1020 SECOND GRADE FIELD TRIPS	432.40	0.00	0.00	-432.40	0.00
1030 THIRD GRADE FIELD TRIPS	890.00	0.00	0.00	-890.00	0.00
1040 FOURTH GRADE FIELD TRIPS	956.85	0.00	0.00	-956.85	0.00
1050 FIFTH GRADE FIELD TRIPS	281.50	0.00	0.00	-281.50	0.00
Q EXTRA CURRICULAR ACTIVITIES Totals:	3,904.45	0.00	0.00	-3,904.45	0.00
R CLUBS					
2000 ART CLUB	325.00	0.00	0.00	-325.00	0.00
2005 DRAMA CLUB	110.00	0.00	0.00	-110.00	0.00
R CLUBS Totals:	435.00	0.00	0.00	-435.00	0.00
Report Totals:	8,733.51	91.79	507.66	0.00	8,317.64


Linda K. Mohlman, DSAC
Executive Secretary


Brad Sullivan, Bryan
Principal

Current Cash Balance Report

ALL Data

Arranged by:

Date: 08/01/2010 thru 08/31/2010

Group ID and Activity Number

Activity Number and Name	Beginning Cash	Receipts	Disbursements	Adjustments	Cash Balance
A ACTIVITY GENERAL FUND					
100 VENDING	-43.46	0.00	0.00	0.00	-43.46
110 GENERAL	9,019.84	1,248.92	2,235.28	-135.30	7,898.18
120 Paybac/Local Merchants	2,970.37	0.00	135.79	0.00	2,834.58
130 HOSPITALITY	-11.52	11.52	0.00	0.00	0.00
140 INTEREST EARNED CHECKING	1,696.31	4.06	0.00	0.00	1,700.37
150 ART	0.00	0.00	0.00	0.00	0.00
A ACTIVITY GENERAL FUND Totals:	13,631.54	1,264.50	2,371.07	-135.30	12,389.67
D CLUBS AND ORGANIZATIONS					
501 STUDENT COUNCIL	1,300.41	920.00	555.88	0.00	1,664.53
502 DRUG FREE CLUB	77.23	0.00	0.00	0.00	77.23
D CLUBS AND ORGANIZATIONS Totals:	1,377.64	920.00	555.88	0.00	1,741.76
E ADMINISTRATIVE CUSTODIAL ACCT					
601 FIELD TRIPS	-6,809.87	1,089.82	0.00	5,720.05	0.00
605 TECHNOLOGY	0.00	0.00	0.00	0.00	0.00
610 LIBRARY	5,128.33	0.00	350.53	0.00	4,777.80
615 Do Not Use	0.00	0.00	0.00	0.00	0.00
625 BOWLING	14.95	0.00	0.00	0.00	14.95
E ADMINISTRATIVE CUSTODIAL ACCT Totals:	-1,666.59	1,089.82	350.53	5,720.05	4,792.75
F DISTRICT CUSTODIAL					
720 CONVENTION	0.00	0.00	0.00	0.00	0.00
F DISTRICT CUSTODIAL Totals:	0.00	0.00	0.00	0.00	0.00
Q EXTRA -CURRICULAR ACTIVITIES					
1000 KINDERGARTEN FIELD TRIPS	897.50	0.00	0.00	-897.50	0.00
1010 1ST GRADE FIELD TRIPS	1,766.00	0.00	0.00	-1,766.00	0.00
1020 2ND GRADE FIELD TRIPS	845.25	0.00	0.00	-845.25	0.00
1030 3RD GRADE FIELD TRIPS	634.00	0.00	0.00	-634.00	0.00
1040 4TH GRADE FIELD TRIPS	631.00	0.00	0.00	-631.00	0.00
1050 5TH GRADE FIELD TRIPS	811.00	0.00	0.00	-811.00	0.00
Q EXTRA -CURRICULAR ACTIVITIES Totals:	5,584.75	0.00	0.00	-5,584.75	0.00
R CLUBS					
2000 CLUBS (MISC)	0.00	0.00	0.00	0.00	0.00
2010 STUDENT COUNCIL	0.00	0.00	0.00	0.00	0.00
R CLUBS Totals:	0.00	0.00	0.00	0.00	0.00
Z INACTIVE					
1010 DO NOT USE	0.00	0.00	0.00	0.00	0.00
1010 DO NOT USE	0.00	0.00	0.00	0.00	0.00
Z INACTIVE Totals:	0.00	0.00	0.00	0.00	0.00
Report Totals:	18,927.34	3,274.32	3,277.48	0.00	18,924.18



9-30-10



9/30/10

Current Cash Balance Report

ALL Data

Arranged by:

Date: 08/01/2010 thru 08/31/2010

Group ID and Activity Number

Activity Number and Name	Beginning Cash	Receipts	Disbursements	Adjustments	Cash Balance
A ACTIVITY GENERAL FUND					
100 VENDING	223.06	0.00	0.00	0.00	223.06
110 GENERAL	2,709.61	500.00	384.18	0.00	2,825.43
120 TECHNOLOGY FUND	606.57	0.00	0.00	0.00	606.57
130 COFFEE	7.53	35.00	16.37	0.00	26.16
135 LOUNGE WATER	0.00	0.00	0.00	0.00	0.00
140 SPORTS FOUNDATION	0.00	0.00	0.00	0.00	0.00
150 GARAGE SALE	0.00	0.00	0.00	0.00	0.00
160 WEEKLY READER	0.00	0.00	0.00	0.00	0.00
170 INTEREST EARNED CHECKING	28.63	2.13	0.00	0.00	30.76
180 PTA DISCRETIONARY	246.81	0.00	18.00	0.00	228.81
190 ASSIGNMENT NOTEBOOKS	0.00	0.00	0.00	0.00	0.00
A ACTIVITY GENERAL FUND Totals:	3,822.21	537.13	418.55	0.00	3,940.79
D CLUBS AND ORGANIZATIONS					
501 STUDENT COUNCIL	2,171.55	0.00	523.30	0.00	1,648.25
502 CODY APPAREL	567.06	0.00	0.00	0.00	567.06
520 STUDENT CLUBS	320.22	0.00	0.00	0.00	320.22
530 LOVE AND LOGIC	0.00	0.00	0.00	0.00	0.00
D CLUBS AND ORGANIZATIONS Totals:	3,058.83	0.00	523.30	0.00	2,535.53
E ADMINISTRATIVE CUSTODIAL FUND					
600 AUTHOR	0.00	0.00	0.00	0.00	0.00
602 HOSPITALITY	144.84	237.00	170.53	0.00	211.31
610 MEDIA	2,045.92	0.00	0.00	0.00	2,045.92
611 MEDIA - DONATIONS	157.71	0.00	0.00	0.00	157.71
615 FIELD TRIP	-928.64	0.00	0.00	0.00	-928.64
620 Instrument Rental	506.26	0.00	0.00	0.00	506.26
630 STUDENT PARTY MONEY	1.75	0.00	0.00	0.00	1.75
640 SPECIAL PROJECTS FUND	28.60	0.00	0.00	0.00	28.60
E ADMINISTRATIVE CUSTODIAL FUND Totals:	1,956.44	237.00	170.53	0.00	2,022.91
F NOT IN USE					
700 NOT IN USE	0.00	0.00	0.00	0.00	0.00
720 NOT IN USE	0.00	0.00	0.00	0.00	0.00
F NOT IN USE Totals:	0.00	0.00	0.00	0.00	0.00
Q Extra-Curricular Activities					
1000 Field Trips	0.00	0.00	0.00	0.00	0.00
1005 Kindergarten Field Trips	259.75	0.00	0.00	0.00	259.75
1010 First Grade Field Trips	290.50	0.00	0.00	0.00	290.50
1020 Second Grade Field Trips	133.75	0.00	0.00	0.00	133.75
1030 Third Grade Field Trips	283.44	0.00	0.00	0.00	283.44
1040 Fourth Grade Field Trips	0.00	0.00	0.00	0.00	0.00
1050 Fifth Grade Field Trips	0.00	0.00	0.00	0.00	0.00
Q Extra-Curricular Activities Totals:	967.44	0.00	0.00	0.00	967.44
R Clubs					
2000 Clubs	0.00	0.00	0.00	0.00	0.00
2010 Choir	90.00	0.00	0.00	0.00	90.00
2050 Student Council	0.00	0.00	0.00	0.00	0.00
R Clubs Totals:	90.00	0.00	0.00	0.00	90.00
Report Totals:	9,894.92	774.13	1,112.38	0.00	9,556.67

[Handwritten Signature]
 Secretary 9/10/10
 9-10-10

Current Cash Balance Report

Arranged by:

ALL Data

Group ID and Activity Number

Date: 08/01/2010 thru 08/31/2010

Activity Number and Name	Beginning Cash	Receipts	Disbursements	Adjustments	Cash Balance
A ACTIVITY GENERAL FUND					
100 VENDING	-412.81	0.00	112.92	0.00	-525.73
110 GENERAL FUND	8,907.79	0.00	203.14	0.00	8,704.65
112 WESTERN BOWL	0.00	0.00	0.00	0.00	0.00
200 CANDY MACHINE VENDING	60.75	0.00	0.00	0.00	60.75
500 MILLARD FOUNDATION REIMB.	8,199.28	0.00	0.00	0.00	8,199.28
600 Interest earned	47.71	4.32	0.00	0.00	52.03
A ACTIVITY GENERAL FUND Totals:	16,802.72	4.32	316.06	0.00	16,490.98
D CLUBS AND ORGANIZATIONS					
501 STUDENT COUNCIL	1,758.84	0.00	0.00	0.00	1,758.84
D CLUBS AND ORGANIZATIONS Totals:	1,758.84	0.00	0.00	0.00	1,758.84
E ADMINISTRATIVE CUSTODIAL ACCT					
601 SITE BASE	0.00	0.00	0.00	0.00	0.00
602 HOSPITALITY	0.00	0.00	0.00	0.00	0.00
605 READ	0.00	0.00	0.00	0.00	0.00
610 LIBRARY	1,250.44	0.00	0.00	0.00	1,250.44
615 FIELD TRIPS	-2,420.12	0.00	0.00	2,535.65	115.53
620 PTO FOR TEACHERS	191.00	0.00	0.00	0.00	191.00
630 VOLUNTEER	0.00	0.00	0.00	0.00	0.00
635 KITCHEN	0.00	0.00	0.00	0.00	0.00
640 DRUG AWARENESS	0.00	0.00	0.00	0.00	0.00
645 ART	0.00	0.00	0.00	0.00	0.00
650 GRANT MONEY	0.00	0.00	0.00	0.00	0.00
E ADMINISTRATIVE CUSTODIAL ACCT Totals:	-978.68	0.00	0.00	2,535.65	1,556.97
F DISTRICT CUSTODIAL					
700 REINBURSEMENTS	0.00	0.00	0.00	0.00	0.00
720 CONVENTION	0.00	0.00	0.00	0.00	0.00
F DISTRICT CUSTODIAL Totals:	0.00	0.00	0.00	0.00	0.00
Q FEE FUNDED ACCTS					
1000 KINDERGARTEN FIELD TRIPS	1,063.20	0.00	0.00	-1,063.20	0.00
1010 1ST GRADE FIELD TRIPS	820.25	0.00	0.00	-820.25	0.00
1020 2ND GRADE FIELD TRIPS	204.00	0.00	0.00	-204.00	0.00
1030 3RD GRADE FIELD TRIPS	178.20	0.00	0.00	-178.20	0.00
1040 4TH GRADE FIELD TRIPS	75.00	0.00	0.00	-75.00	0.00
1050 5TH GRADE FIELD TRIPS	195.00	0.00	0.00	-195.00	0.00
Q FEE FUNDED ACCTS Totals:	2,535.65	0.00	0.00	-2,535.65	0.00
Report Totals:	20,118.53	4.32	316.06	0.00	19,806.79

Current Cash Balance Report

Date: 08/01/2010 thru 08/31/2010

Group ID and Activity Number

Activity Number and Name	Beginning Cash	Receipts	Disbursements	Adjustments	Cash Balance
A ACTIVITY GENERAL FUND					
100 VENDING	929.34	0.00	497.20	0.00	432.14
110 GENERAL FUND	4,568.06	0.00	467.78	0.00	4,100.28
200 INTEREST EARNED CHECKING	1,133.86	1.91	0.00	0.00	1,135.77
A ACTIVITY GENERAL FUND Totals:	6,631.26	1.91	964.98	0.00	5,668.19
D CLUBS AND ORGANIZATIONS					
501 STUDENT COUNCIL	513.11	0.00	0.00	0.00	513.11
D CLUBS AND ORGANIZATIONS Totals:	513.11	0.00	0.00	0.00	513.11
E ADMINISTRATIVE CUSTODIAL ACCT					
602 HOSPITALITY	864.46	0.00	119.57	0.00	744.89
610 LIBRARY	1,004.95	0.00	0.00	0.00	1,004.95
612 PE	189.39	0.00	136.73	0.00	52.66
615 FIELD TRIPS	-2,029.38	0.00	0.00	2,049.50	20.12
620 FIELD TRIPS/PTO FUND	0.00	0.00	0.00	0.00	0.00
E ADMINISTRATIVE CUSTODIAL ACCT Totals:	29.42	0.00	256.30	2,049.50	1,822.62
F DISTRICT CUSTODIAL					
700 REIMBURSEMENT	0.00	0.00	0.00	0.00	0.00
720 CONVENTION	0.00	0.00	0.00	0.00	0.00
F DISTRICT CUSTODIAL Totals:	0.00	0.00	0.00	0.00	0.00
Q FIELD TRIP FEES					
1010 Kindergarten Field Trips	635.50	0.00	0.00	-635.50	0.00
1011 First Grade Field Trips	505.75	0.00	0.00	-505.75	0.00
1012 Second Grade Field Trips	94.50	0.00	0.00	-94.50	0.00
1013 Third Grade Field Trips	292.75	0.00	0.00	-292.75	0.00
1014 Fourth Grade Field Trips	222.00	0.00	0.00	-222.00	0.00
1015 Fifth Grade Field Trips	299.00	0.00	0.00	-299.00	0.00
1016 K-5 SPED Field Trips	0.00	0.00	0.00	0.00	0.00
Q FIELD TRIP FEES Totals:	2,049.50	0.00	0.00	-2,049.50	0.00
Report Totals:	9,223.29	1.91	1,221.28	0.00	8,003.92

Rissa Laprens 9/15/10
 Bethany Case-Mazzia 9/15/10

Current Cash Balance Report

ALL Data

Arranged by:

Date: 08/01/2010 thru 08/31/2010

Group ID and Activity Number

Activity Number and Name	Beginning Cash	Receipts	Disbursements	Adjustments	Cash Balance
A ACTIVITY GENERAL FUND					
100 VENDING	28.17	0.00	116.00	87.83	0.00
110 GENERAL FUND	5,641.37	0.00	294.02	1,863.95	7,211.30
120 Interest on checking	29.46	1.98	0.00	-29.46	1.98
A ACTIVITY GENERAL FUND Totals:	5,699.00	1.98	410.02	1,922.32	7,213.28
D CLUBS AND ORGANIZATIONS					
501 40 Developmental Assets	1,314.89	0.00	0.00	-1,314.89	0.00
510 Art Projects	0.00	0.00	0.00	0.00	0.00
520 Spirit Wear	737.00	0.00	0.00	-737.00	0.00
550 Pencils	460.33	0.00	0.00	-460.33	0.00
590 One Book, One School	-891.12	0.00	0.00	891.12	0.00
655 Landscaping	0.00	0.00	0.00	0.00	0.00
690 Family Dinner & Game Night	-220.00	0.00	0.00	220.00	0.00
D CLUBS AND ORGANIZATIONS Totals:	1,401.10	0.00	0.00	-1,401.10	0.00
E ADMINISTRATIVE CUSTODIAL ACCT					
602 ooooo	-132.76	0.00	92.10	224.86	0.00
606 Assignment Notebooks	-68.68	0.00	0.00	68.68	0.00
610 LIBRARY	1,745.66	0.00	0.00	0.00	1,745.66
615 FIELD TRIPS	-8,189.60	0.00	0.00	8,189.60	0.00
620 PTO	8.54	0.00	0.00	-8.54	0.00
625 MUSIC DEPT.	0.00	0.00	0.00	0.00	0.00
630 PICTURES	862.00	0.00	0.00	-862.00	0.00
E ADMINISTRATIVE CUSTODIAL ACCT Totals:	-5,774.84	0.00	92.10	7,612.60	1,745.66
Q					
1000 Kindergarten field trips	1,930.60	0.00	0.00	-1,930.60	0.00
1010 1st grade field trips	933.60	0.00	0.00	-933.60	0.00
1020 2nd grade field trips	1,204.47	0.00	0.00	-1,204.47	0.00
1030 3rd grade field trip	1,142.25	0.00	0.00	-1,142.25	0.00
1040 4th grade field trips	2,224.35	0.00	0.00	-2,224.35	0.00
1050 5th grade field trips	698.55	0.00	0.00	-698.55	0.00
1060 Sped field trips	0.00	0.00	0.00	0.00	0.00
Q Totals:	8,133.82	0.00	0.00	-8,133.82	0.00
R					
2020 Echoes	0.00	0.00	0.00	0.00	0.00
R Totals:	0.00	0.00	0.00	0.00	0.00
Report Totals:	9,459.08	1.98	502.12	0.00	8,958.94

Current Cash Balance Report

ALL Data

Arranged by:

Date: 08/01/2010 thru 08/31/2010

Group ID and Activity Number

Activity Number and Name	Beginning Cash	Receipts	Disbursements	Adjustments	Cash Balance
A ACTIVITY GENERAL FUND					
100 VENDING	-76.93	0.00	0.00	0.00	-76.93
110 GENERAL FUND	7,642.96	23.15	89.25	0.00	7,576.86
115 Interest Earned Checking	26.61	2.24	0.00	0.00	28.85
A ACTIVITY GENERAL FUND Totals:	7,592.64	25.39	89.25	0.00	7,528.78
D CLUBS AND ORGANIZATIONS					
510 STUDENT COUNCIL	358.33	0.00	0.00	0.00	358.33
1060 Choir/Strings/Band	330.00	0.00	0.00	0.00	330.00
1070 HAL	0.00	0.00	0.00	0.00	0.00
D CLUBS AND ORGANIZATIONS Totals:	688.33	0.00	0.00	0.00	688.33
E ADMINISTRATIVE CUSTODIAL ACCT					
606 MAGAZINES	0.00	0.00	0.00	0.00	0.00
610 LIBRARY	66.26	0.00	0.00	121.19	187.45
615 FIELD TRIPS	-2,428.71	0.00	0.00	0.00	-2,428.71
620 HOSPITALITY FUND	0.00	0.00	0.00	0.00	0.00
630 FUND RAISER	1,083.05	0.00	1,232.09	-121.19	-270.23
635 SAFETY PATROL	0.00	0.00	0.00	0.00	0.00
640 ART	688.89	0.00	0.00	0.00	688.89
650 5th Grade Art	0.00	0.00	0.00	0.00	0.00
E ADMINISTRATIVE CUSTODIAL ACCT Totals:	-590.51	0.00	1,232.09	0.00	-1,822.60
F DISTRICT CUSTODIAL					
710 RUSWICK GRANT	0.00	0.00	0.00	0.00	0.00
720 CONVENTION	0.00	0.00	0.00	0.00	0.00
F DISTRICT CUSTODIAL Totals:	0.00	0.00	0.00	0.00	0.00
Q Fee Fund					
1000 Kindergarten Field Trips	763.95	0.00	0.00	0.00	763.95
1010 First Grade Field Trips	52.65	85.00	0.00	0.00	137.65
1020 Second Grade Field Trips	256.25	0.00	0.00	0.00	256.25
1030 Third Grade Field Trips	513.40	0.00	0.00	0.00	513.40
1040 Fourth Grade Field Trips	276.25	0.00	0.00	0.00	276.25
1050 Fifth Grade Field Trips	380.00	0.00	0.00	0.00	380.00
Q Fee Fund Totals:	2,242.50	85.00	0.00	0.00	2,327.50
Report Totals:	9,932.96	110.39	1,321.34	0.00	8,722.01

Roberta Werner
9-15-10

Cheryl Grace
9-15-10


Current Cash Balance Report

Date: 08/01/2010 thru 08/31/2010

Group ID and Activity Number

Activity Number and Name	Beginning Cash	Receipts	Disbursements	Adjustments	Cash Balance
A ACTIVITY GENERAL FUND					
100 Vending	545.09	48.65	0.00	0.00	593.74
110 General	14,786.51	0.00	582.44	28.67	14,232.74
112 Bank Charges and Interest	54.39	4.65	0.00	-59.04	0.00
615 DO NOT USE	0.00	0.00	0.00	0.00	0.00
A ACTIVITY GENERAL FUND Totals:	15,385.99	53.30	582.44	-30.37	14,826.48
D CLUBS AND ORGANIZATIONS					
501 Student Council	438.89	0.00	0.00	0.00	438.89
502 DO NOT USE	0.00	0.00	0.00	0.00	0.00
611 Hitchcock Clothing	74.62	0.00	0.00	0.00	74.62
616 CREATIVE CUBS	20.74	0.00	0.00	0.00	20.74
2001 DO NOT USE	0.00	0.00	0.00	0.00	0.00
D CLUBS AND ORGANIZATIONS Totals:	534.25	0.00	0.00	0.00	534.25
E ADMINISTRATIVE CUSTODIAL ACCT					
601 Site Base	0.00	0.00	0.00	0.00	0.00
602 Landscaping	37.00	0.00	0.00	0.00	37.00
603 Field Trip	-3,147.96	131.20	0.00	3,016.76	0.00
604 Classroom Supplies	16.00	0.00	0.00	0.00	16.00
605 READ	1,015.05	0.00	0.00	0.00	1,015.05
606 Classroom Magazines	0.00	0.00	0.00	0.00	0.00
607 NOT USED	0.00	0.00	0.00	0.00	0.00
608 Drug Awareness-N/A	0.00	0.00	0.00	0.00	0.00
609 Playground Equipment	0.00	0.00	0.00	0.00	0.00
610 Library	624.57	103.70	414.78	0.00	313.49
612 HOSPITALITY	32.50	0.00	0.00	0.00	32.50
613 Art Fund	4,500.95	0.00	0.00	0.00	4,500.95
614 Hitchcock Mini Classes	0.00	0.00	0.00	0.00	0.00
650 Fundraiser	180.00	0.00	0.00	0.00	180.00
E ADMINISTRATIVE CUSTODIAL ACCT Totals:	3,258.11	234.90	414.78	3,016.76	6,094.99
F DISTRICT CUSTODIAL					
620 NOT USED	0.00	0.00	0.00	0.00	0.00
F DISTRICT CUSTODIAL Totals:	0.00	0.00	0.00	0.00	0.00
Q Extra Curricular Activities					
1000 Kindergarten field trips	176.25	0.00	0.00	-176.25	0.00
1010 1st grade field trips	411.50	0.00	0.00	-411.50	0.00
1020 2nd grade field trips	425.25	0.00	0.00	-425.25	0.00
1030 3rd grade field trips	865.79	0.00	0.00	-865.79	0.00
1040 4th grade field trips	556.20	0.00	0.00	-556.20	0.00
1050 5th grade field trips	551.40	0.00	0.00	-551.40	0.00
1060 SPED Field Trips	0.00	0.00	0.00	0.00	0.00
1070 Physical Education	0.00	0.00	0.00	0.00	0.00
Q Extra Curricular Activities Totals:	2,986.39	0.00	0.00	-2,986.39	0.00
R Clubs					
2000 Art Club	0.00	0.00	0.00	0.00	0.00
R Clubs Totals:	0.00	0.00	0.00	0.00	0.00
Report Totals:	22,164.74	288.20	997.22	0.00	21,455.72


 Linda K. Mohlman, DSAC
 Executive Secretary


 Mandy Johnson, Hitchcock
 Principal

Current Cash Balance Report

Date: 08/01/2010 thru 08/31/2010

Activity Number and Name	Beginning Cash	Receipts	Disbursements	Adjustments	Cash Balance
A ACTIVITY GENERAL FUND					
100 VENDING	1,345.27	0.00	0.00	0.00	1,345.27
110 GENERAL FUND	12,853.28	0.00	878.01	0.00	11,975.27
200 INTEREST EARNED CHECKING	1,316.44	4.86	0.00	0.00	1,321.30
A ACTIVITY GENERAL FUND Totals:	15,514.99	4.86	878.01	0.00	14,641.84
D CLUBS AND ORGANIZATIONS					
501 STUDENT COUNCIL	2,594.51	0.00	0.00	0.00	2,594.51
D CLUBS AND ORGANIZATIONS Totals:	2,594.51	0.00	0.00	0.00	2,594.51
E ADMINISTRATIVE CUSTODIAL ACCT					
601 PTA/TEACHER	0.00	0.00	0.00	0.00	0.00
610 LIBRARY	3,345.42	0.00	0.00	0.00	3,345.42
615 FIELD TRIPS	768.06	0.00	0.00	0.00	768.06
620 PAYBAC	411.58	0.00	0.00	0.00	411.58
E ADMINISTRATIVE CUSTODIAL ACCT Totals:	4,525.06	0.00	0.00	0.00	4,525.06
F DISTRICT CUSTODIAL					
700 REIMBURSEMENT	0.00	0.00	0.00	0.00	0.00
720 CONVENTION FUND	0.00	0.00	0.00	0.00	0.00
F DISTRICT CUSTODIAL Totals:	0.00	0.00	0.00	0.00	0.00
Q EXTRA-CURRICULAR ACTIVITIES					
1000 KINDERGARTEN	0.00	0.00	0.00	0.00	0.00
1010 FIRST GRADE	0.00	0.00	0.00	0.00	0.00
1020 SECOND GRADE	0.00	0.00	0.00	0.00	0.00
1030 THIRD GRADE	0.00	0.00	0.00	0.00	0.00
1040 FOURTH GRADE	0.00	0.00	0.00	0.00	0.00
1050 FIFTH GRADE	0.00	0.00	0.00	0.00	0.00
Q EXTRA-CURRICULAR ACTIVITIES Totals:	0.00	0.00	0.00	0.00	0.00
Report Totals:	22,634.56	4.86	878.01	0.00	21,761.41

SUBMITTED BY: Mary Bobka

POSITION: Secretary

APPROVED:  _____

Current Cash Balance Report

Arranged by:

ALL Data

Group ID and Activity Number

Date: 08/01/2010 thru 08/31/2010

Activity Number and Name	Beginning Cash	Receipts	Disbursements	Adjustments	Cash Balance
A ACTIVITY GENERAL FUND					
100 VENDING	76.46	48.90	0.00	0.00	125.36
110 GENERAL	7,972.86	1,564.00	381.67	0.00	9,155.19
120 RETIREMENT	0.00	0.00	0.00	0.00	0.00
125 INTEREST EARNED	344.06	3.15	0.00	0.00	347.21
A ACTIVITY GENERAL FUND Totals:	8,393.38	1,616.05	381.67	0.00	9,627.76
C CLUBS AND ORGANIZATIONS					
501 ST. COUNCIL	889.26	0.00	0.00	0.00	889.26
503 SAFE CLUB	1.84	0.00	0.00	0.00	1.84
C CLUBS AND ORGANIZATIONS Totals:	891.10	0.00	0.00	0.00	891.10
E ADMINISTRATIVE CUSTODIAL ACCT					
602 HOSPITALITY	257.93	0.00	79.13	0.00	178.80
604 ART	2,185.08	0.00	202.22	0.00	1,982.86
606 MINI CLASSES	-1,717.17	0.00	0.00	0.00	-1,717.17
607 PE/MUSIC	154.75	0.00	0.00	0.00	154.75
610 LIBRARY	1,717.79	0.00	0.00	0.00	1,717.79
615 FIELD TRIPS	-16,648.07	337.40	228.00	0.00	-16,538.67
620 MONTESSORI PRESCHOOL	0.00	0.00	0.00	0.00	0.00
625 ALL-SCHOOL PLAY	0.00	0.00	0.00	0.00	0.00
E ADMINISTRATIVE CUSTODIAL ACCT Totals:	-14,049.69	337.40	509.35	0.00	-14,221.64
Q FIELD TRIPS					
1000 KINDERGARTEN	393.75	0.00	0.00	0.00	393.75
1010 FIRST GRADE	1,079.45	0.00	0.00	0.00	1,079.45
1020 SECOND GRADE	724.50	0.00	0.00	0.00	724.50
1030 THIRD GRADE	552.00	0.00	0.00	0.00	552.00
1040 FOURTH GRADE	1,316.91	0.00	0.00	0.00	1,316.91
1050 FIFTH GRADE	1,630.00	0.00	0.00	0.00	1,630.00
1060 PREPRIMARY MONTESSORI	4,377.70	0.00	0.00	0.00	4,377.70
1070 PRIMARY MONTESSORI	3,304.45	0.00	0.00	0.00	3,304.45
1080 INTERMEDIATE MONTESSORI	2,843.60	0.00	0.00	0.00	2,843.60
1090 PRESCHOOL	388.00	0.00	0.00	0.00	388.00
Q FIELD TRIPS Totals:	16,610.36	0.00	0.00	0.00	16,610.36
R CLUBS					
2020 SWING CHOIR	-82.09	0.00	0.00	0.00	-82.09
R CLUBS Totals:	-82.09	0.00	0.00	0.00	-82.09
S MINI-CLASSES					
3000 MINI-CLASSES	2,957.00	0.00	0.00	0.00	2,957.00
3010 LEADERSHIP CLASSES	0.00	0.00	0.00	0.00	0.00
3020 ALL-SCHOOL PLAY	2,152.32	0.00	2,158.64	0.00	-6.32
S MINI-CLASSES Totals:	5,109.32	0.00	2,158.64	0.00	2,950.68
Report Totals:	16,872.38	1,953.45	3,049.66	0.00	15,776.17

Matt Kodigard

9-16-10
9-15-10

Current Cash Balance Report

ALL Data

Arranged by:

Date: 08/01/2010 thru 08/31/2010

Group ID and Activity Number

Activity Number and Name	Beginning Cash	Receipts	Disbursements	Adjustments	Cash Balance
A ACTIVITY GENERAL FUND					
100 VENDING	115.86	0.00	75.88	0.00	39.98
110 GENERAL FUND	8,197.56	0.00	0.00	-129.16	8,068.40
115 INTEREST EARNED CHECKING	46.54	3.48	0.00	0.00	50.02
A ACTIVITY GENERAL FUND Totals:	8,359.96	3.48	75.88	-129.16	8,158.40
D CLUBS AND ORGANIZATIONS					
501 STUDENT COUNCIL	1,145.59	0.00	-12.46	0.00	1,158.05
510 BOOK CLUB	0.00	0.00	0.00	0.00	0.00
511 CONFLICT MANAGERS	12.00	0.00	0.00	0.00	12.00
615 SAFETY PATROL	0.00	0.00	0.00	0.00	0.00
635 M.A.D.	1.55	0.00	0.00	0.00	1.55
D CLUBS AND ORGANIZATIONS Totals:	1,159.14	0.00	-12.46	0.00	1,171.60
E ADMINISTRATIVE CUSTODIAL ACCT					
600 REIMBURSEMENT	0.00	0.00	0.00	0.00	0.00
601 SITE BASE	40.37	0.00	0.00	0.00	40.37
602 HOSPITALITY	258.44	0.00	0.00	0.00	258.44
603 FIELD TRIPS	-4,173.99	0.00	0.00	4,173.99	0.00
605 READ	20.63	0.00	0.00	0.00	20.63
610 LIBRARY	4,683.47	0.00	0.00	0.00	4,683.47
620 CONVENTION FUND	0.00	0.00	0.00	0.00	0.00
630 PAYBACK	2,090.14	0.00	112.25	-379.58	1,598.31
640 SPED GRANT	0.00	0.00	0.00	0.00	0.00
650 PLAYGROUND	0.00	0.00	0.00	0.00	0.00
E ADMINISTRATIVE CUSTODIAL ACCT Totals:	2,919.06	0.00	112.25	3,794.41	6,601.22
Q EXTRA CURRICULAR ACTIVITES					
1005 Kindergarten Field Trips	1,013.75	0.00	0.00	-1,013.75	0.00
1010 First Grade Field Trips	228.50	0.00	0.00	-228.50	0.00
1020 Second Grade Field Trips	269.90	0.00	0.00	-269.90	0.00
1030 Third Grade Field Trips	574.00	0.00	0.00	-574.00	0.00
1040 Fourth Grade Field Trips	1,206.70	0.00	0.00	-1,206.70	0.00
1050 Fifth Grade Field Trips	372.40	0.00	0.00	-372.40	0.00
Q EXTRA CURRICULAR ACTIVITES Totals:	3,665.25	0.00	0.00	-3,665.25	0.00
Report Totals:	16,103.41	3.48	175.67	0.00	15,931.22

Current Cash Balance Report

ALL Data

Arranged by:

Date: 08/01/2010 thru 08/31/2010

Group ID and Activity Number

Activity Number and Name	Beginning Cash	Receipts	Disbursements	Adjustments	Cash Balance
A ACTIVITY GENERAL FUND					
100 STAFF VENDING	1,728.00	42.00	272.50	0.00	1,497.50
101 STUDENT VENDING	192.47	0.00	0.00	0.00	192.47
110 GENERAL	18,115.28	276.50	965.33	72.16	17,498.61
125 INTEREST EARNED	66.90	5.26	0.00	-72.16	0.00
130 MAGNET ART	1,967.05	0.00	0.00	0.00	1,967.05
A ACTIVITY GENERAL FUND Totals:	22,069.70	323.76	1,237.83	0.00	21,155.63
D CLUBS AND ORGANIZATIONS					
501 STUDENT COUNCIL	1,368.75	0.00	0.00	0.00	1,368.75
505 CHOIR	135.28	0.00	0.00	0.00	135.28
510 SAFETY PATROL	0.00	0.00	0.00	0.00	0.00
520 ENVIRONMENTAL CLUB	0.00	0.00	0.00	0.00	0.00
525 Conflict Managers	0.00	0.00	0.00	0.00	0.00
D CLUBS AND ORGANIZATIONS Totals:	1,504.03	0.00	0.00	0.00	1,504.03
E ADMINISTRATIVE CUSTODIAL ACCT					
610 LIBRARY	1,927.22	0.00	13.00	0.00	1,914.22
615 FIELD TRIPS	-9,182.43	730.20	0.00	8,554.45	102.22
625 READING INCENTIVE	0.00	0.00	0.00	0.00	0.00
E ADMINISTRATIVE CUSTODIAL ACCT Totals:	-7,255.21	730.20	13.00	8,554.45	2,016.44
Q FEE FUNDED ACCOUNTS					
1000 Kindergarten Field Trips	2,335.25	0.00	0.00	-2,335.25	0.00
1010 First Grade Field Trips	1,215.00	0.00	0.00	-1,215.00	0.00
1020 Second Grade Field Trips	1,671.60	0.00	0.00	-1,671.60	0.00
1030 Third Grade Field Trips	637.85	0.00	0.00	-637.85	0.00
1040 Fourth Grade Field Trips	1,639.00	0.00	0.00	-1,639.00	0.00
1050 Fifth Grade Field Trips	1,055.75	0.00	0.00	-1,055.75	0.00
Q FEE FUNDED ACCOUNTS Totals:	8,554.45	0.00	0.00	-8,554.45	0.00
Report Totals:	24,872.97	1,053.96	1,250.83	0.00	24,676.10



Linda K. Mohlman, DSAC
Executive Secretary



Andy DeFreece, Neihardt
Principal

Current Cash Balance Report

Date: 08/01/2010 thru 08/31/2010

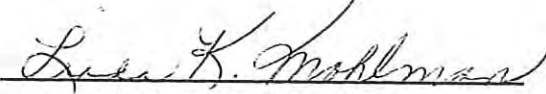
Group ID and Activity Number

Activity Number and Name	Beginning Cash	Receipts	Disbursements	Adjustments	Cash Balance
A ACTIVITY GENERAL FUND					
100 Vending	-60.25	40.80	0.00	0.00	-19.45
105 Staff Vending	0.00	0.00	0.00	0.00	0.00
110 General	9,255.66	0.00	168.91	59.16	9,145.91
120 Interest Earned Checking	54.40	4.76	0.00	-59.16	0.00
A ACTIVITY GENERAL FUND Totals:	9,249.81	45.56	168.91	0.00	9,126.46
D CLUBS AND ORGANIZATIONS					
501 Student Council	2,375.48	0.00	0.00	0.00	2,375.48
502 Asset Building	151.89	0.00	0.00	0.00	151.89
503 5th Grade Club	506.81	0.00	0.00	0.00	506.81
D CLUBS AND ORGANIZATIONS Totals:	3,034.18	0.00	0.00	0.00	3,034.18
E ADMINISTRATIVE CUSTODIAL ACCT					
601 Site Base Plan Annual Updates	0.00	0.00	0.00	0.00	0.00
602 Staff Hospitality	0.00	0.00	0.00	0.00	0.00
603 Field Trips	-9,369.45	278.00	259.00	9,394.95	44.50
608 Grants	31.75	0.00	0.00	0.00	31.75
609 Technology	0.00	0.00	0.00	0.00	0.00
610 Media	2,440.36	30.61	0.00	0.00	2,470.97
611 Fine Arts	1,202.65	0.00	0.00	0.00	1,202.65
612 Safety Patrol	0.00	0.00	0.00	0.00	0.00
614 Montessori Projects	963.38	0.00	0.00	0.00	963.38
615 PayBac	1,035.70	0.00	0.00	0.00	1,035.70
616 P.E.	0.00	0.00	0.00	0.00	0.00
617 Music	0.00	0.00	0.00	0.00	0.00
618 READ	521.24	0.00	0.00	0.00	521.24
619 Home/School Projects	860.35	0.00	0.00	0.00	860.35
620 Norris Special Projects	2,829.00	0.00	0.00	0.00	2,829.00
621 Montessori Snack Account	70.29	0.00	0.00	0.00	70.29
E ADMINISTRATIVE CUSTODIAL ACCT Totals:	585.27	308.61	259.00	9,394.95	10,029.83
G DISTRICT CUST. ACCOUNTS					
800 Reimbursement	0.00	0.00	0.00	0.00	0.00
802 Convention	0.00	0.00	0.00	0.00	0.00
G DISTRICT CUST. ACCOUNTS Totals:	0.00	0.00	0.00	0.00	0.00
Q Fee Fund					
990 PreK Field Trips	0.00	0.00	0.00	0.00	0.00
1000 Kindergarten Field Trips	782.25	0.00	0.00	-782.25	0.00
1010 First Grade Field Trips	524.00	0.00	0.00	-524.00	0.00
1020 Second Grade Field Trips	423.00	0.00	0.00	-423.00	0.00
1030 Third Grade Field Trips	768.75	0.00	0.00	-768.75	0.00
1040 Fourth Grade Field Trips	659.25	0.00	0.00	-659.25	0.00
1050 Fifth Grade Field Trips	374.50	0.00	0.00	-374.50	0.00
1060 Montessori PreK/K Field Trips	2,413.40	0.00	0.00	-2,413.40	0.00
1061 Montessori 1st, 2nd, 3rd Grade Field Trips	2,300.80	0.00	0.00	-2,300.80	0.00
1062 Montessori 4th, 5th Grade Field Trips	1,149.00	0.00	0.00	-1,149.00	0.00
1070 Special Education Field Trips	0.00	0.00	0.00	0.00	0.00
Q Fee Fund Totals:	9,394.95	0.00	0.00	-9,394.95	0.00
R Clubs					
2000 Clubs	0.00	0.00	0.00	0.00	0.00
2010 Choir Club	0.00	0.00	0.00	0.00	0.00
2050 Student Council Club	0.00	0.00	0.00	0.00	0.00
R Clubs Totals:	0.00	0.00	0.00	0.00	0.00
Report Totals:	22,264.21	354.17	427.91	0.00	22,190.47

Current Cash Balance Report

Date: 08/01/2010 thru 08/31/2010

Activity Number and Name	Beginning Cash	Receipts	Disbursements	Adjustments	Cash Balance
A ACTIVITY GENERAL					
100 GENERAL	52,161.06	4,210.00	1,067.85	154.14	55,457.35
110 VENDING	439.03	0.00	0.00	0.00	439.03
115 INTEREST EARNED CHECKING	139.13	15.01	0.00	-154.14	0.00
A ACTIVITY GENERAL Totals:	<u>52,739.22</u>	<u>4,225.01</u>	<u>1,067.85</u>	<u>0.00</u>	<u>55,896.38</u>
D CLUBS AND ORGANIZATIONS					
501 STUDENT COUNCIL	768.06	0.00	0.00	0.00	768.06
D CLUBS AND ORGANIZATIONS Totals:	<u>768.06</u>	<u>0.00</u>	<u>0.00</u>	<u>0.00</u>	<u>768.06</u>
E ADMINSTRATIVE CUSTODIAL ACCT					
600 HOSPITALITY	422.24	0.00	41.91	0.00	380.33
601 FIELD TRIPS	-15,192.39	0.00	0.00	15,260.75	68.36
610 LIBRARY	3,368.35	129.82	0.00	0.00	3,498.17
615 PAYBAC	0.00	0.00	0.00	0.00	0.00
620 PLAYGROUND FUNDRAISER	11,776.86	0.00	0.00	0.00	11,776.86
650 VIP HOSPITALITY	1,039.97	0.00	0.00	0.00	1,039.97
E ADMINSTRATIVE CUSTODIAL ACCT Totals:	<u>1,415.03</u>	<u>129.82</u>	<u>41.91</u>	<u>15,260.75</u>	<u>16,763.69</u>
Q FEE FUND					
1000 K FIELD TRIPS	2,824.40	0.00	0.00	-2,824.40	0.00
1010 FIRST GRADE FIELD TRIPS	3,061.50	0.00	0.00	-3,061.50	0.00
1020 SECOND GRADE FIELD TRIPS	3,203.40	0.00	0.00	-3,203.40	0.00
1030 THIRD GRADE FIELD TRIPS	1,978.50	0.00	0.00	-1,978.50	0.00
1040 FOURTH GRADE FIELD TRIPS	2,102.50	0.00	0.00	-2,102.50	0.00
1050 FIFTH GRADE FIELD TRIPS	2,090.45	0.00	0.00	-2,090.45	0.00
Q FEE FUND Totals:	<u>15,260.75</u>	<u>0.00</u>	<u>0.00</u>	<u>-15,260.75</u>	<u>0.00</u>
R CLUBS					
2000 CLUBS (MISC)	0.00	0.00	0.00	0.00	0.00
2010 STUDENT COUNCIL	0.00	0.00	0.00	0.00	0.00
R CLUBS Totals:	<u>0.00</u>	<u>0.00</u>	<u>0.00</u>	<u>0.00</u>	<u>0.00</u>
Report Totals:	<u>70,183.06</u>	<u>4,354.83</u>	<u>1,109.76</u>	<u>0.00</u>	<u>73,428.13</u>



Linda K. Mohlman, DSAC
Executive Secretary



Nila Nielsen, Reagan
Principal

Current Cash Balance Report

Date: 08/01/2010 thru 08/31/2010

Activity Number and Name	Beginning Cash	Receipts	Disbursements	Adjustments	Cash Balance
A ACTIVITY GENERAL					
100 GENERAL	8,206.69	500.00	175.00	45.58	8,577.27
110 VENDING	188.87	0.00	0.00	0.00	188.87
115 INTEREST EARNED CHECKING	41.58	4.00	0.00	-45.58	0.00
A ACTIVITY GENERAL Totals:	8,437.14	504.00	175.00	0.00	8,766.14
D CLUBS AND ORGANIZATION					
501 STUDENT COUNCIL	97.13	0.00	0.00	0.00	97.13
D CLUBS AND ORGANIZATION Totals:	97.13	0.00	0.00	0.00	97.13
E ADMINISTRATIVE CUSTODIAL ACCT					
600 SOCIAL	0.00	0.00	0.00	0.00	0.00
601 FIELD TRIPS	-6,168.21	0.00	0.00	6,491.75	323.54
602 READ	0.00	0.00	0.00	0.00	0.00
603 LIBRARY	1,449.82	75.96	0.00	0.00	1,525.78
604 PAYBAC	4,366.56	337.50	0.00	0.00	4,704.06
605 5TH GRADE BLDG. FUNDRAISER	56.91	0.00	0.00	0.00	56.91
606 PLAYGROUND FUND	0.00	0.00	0.00	0.00	0.00
607 GRANTS	0.00	0.00	0.00	0.00	0.00
608 MUSIC	2,428.27	0.00	0.00	0.00	2,428.27
609 PE	1,206.79	0.00	0.00	0.00	1,206.79
E ADMINISTRATIVE CUSTODIAL ACCT Totals:	3,340.14	413.46	0.00	6,491.75	10,245.35
Q FEE FUND					
1005 KINDERGARTEN	1,437.25	0.00	0.00	-1,437.25	0.00
1010 FIRST GRADE	1,092.00	0.00	0.00	-1,092.00	0.00
1020 SECOND GRADE	1,434.80	0.00	0.00	-1,434.80	0.00
1030 THIRD GRADE	651.00	0.00	0.00	-651.00	0.00
1040 FOURTH GRADE	1,364.90	0.00	0.00	-1,364.90	0.00
1050 FIFTH GRADE	511.80	0.00	0.00	-511.80	0.00
1060 DO NOT USE - MUSIC	0.00	0.00	0.00	0.00	0.00
1070 DO NOT USE - PE	0.00	0.00	0.00	0.00	0.00
Q FEE FUND Totals:	6,491.75	0.00	0.00	-6,491.75	0.00
Report Totals:	18,366.16	917.46	175.00	0.00	19,108.62


Linda K. Mohlman, DSAC
Executive Secretary


Paige Roberts, Reeder
Principal

Current Cash Balance Report

ALL Data

Arranged by:

Date: 08/01/2010 thru 08/31/2010

Group ID and Activity Number

Activity Number and Name	Beginning Cash	Receipts	Disbursements	Adjustments	Cash Balance
610 unused library account	0.00	0.00	0.00	0.00	0.00
Totals:	0.00	0.00	0.00	0.00	0.00
A ACTIVITY GENERAL FUND					
100 VENDING	691.75	0.00	57.60	0.00	634.15
110 GENERAL FUND	8,370.43	580.15	1,852.26	0.00	7,098.32
125 interest earned checking	78.42	6.56	0.00	0.00	84.98
A ACTIVITY GENERAL FUND Totals:	9,140.60	586.71	1,909.86	0.00	7,817.45
D CLUBS AND ORGANIZATIONS					
501 STUDENT COUNCIL	2,049.67	0.00	0.00	0.00	2,049.67
505 GRADE 5 ACTIVITY	0.00	0.00	0.00	0.00	0.00
510 STANDD CLUB	24.65	0.00	0.00	0.00	24.65
515 K-KIDS CLUB	343.09	0.00	0.00	0.00	343.09
520 ENVIRONMENTAL CLUB	174.34	0.00	0.00	0.00	174.34
D CLUBS AND ORGANIZATIONS Totals:	2,591.75	0.00	0.00	0.00	2,591.75
E ADMINISTRATIVE CUSTODIAL					
602 HOSPITALITY	29.33	0.00	0.00	0.00	29.33
606 MAGAZINES	0.00	0.00	0.00	0.00	0.00
610 LIBRARY	5,703.51	0.00	0.00	0.00	5,703.51
615 FIELD TRIPS	-3,222.32	130.16	346.16	0.00	-3,438.32
620 PAYBACK PARTNER	2,007.50	0.00	202.04	0.00	1,805.46
625 CORPORATE DONATIONS	6,969.85	0.00	250.00	0.00	6,719.85
630 SPELL-A-THON	2,366.77	0.00	1,222.48	0.00	1,144.29
635 HOST	0.00	0.00	0.00	0.00	0.00
640 OTHER STUDENT ACTIVITIES	386.33	0.00	0.00	0.00	386.33
645 TOOLS FOR SCHOOLS	1,000.00	0.00	0.00	0.00	1,000.00
650 ARTWORKS	1,092.80	0.00	344.34	0.00	748.46
E ADMINISTRATIVE CUSTODIAL Totals:	16,333.77	130.16	2,365.02	0.00	14,098.91
F DISTRICT CUSTODIAL					
700 REIMBURSEMENT	0.00	0.00	0.00	0.00	0.00
720 CONVENTION	0.00	0.00	0.00	0.00	0.00
F DISTRICT CUSTODIAL Totals:	0.00	0.00	0.00	0.00	0.00
Q EXTRA CURRICULAR ACTIVITIES					
1005 KG FIELD TRIPS	734.00	0.00	0.00	0.00	734.00
1010 1ST GR. FIELD TRIPS	289.75	0.00	0.00	0.00	289.75
1020 2ND GR. FIELD TRIPS	746.45	0.00	0.00	0.00	746.45
1030 3RD GR. FIELD TRIPS	571.80	0.00	0.00	0.00	571.80
1040 4TH GR. FIELD TRIPS	1,306.45	0.00	0.00	0.00	1,306.45
1050 5TH GR. FIELD TRIPS	326.55	0.00	0.00	0.00	326.55
Q EXTRA CURRICULAR ACTIVITIES Totals:	3,975.00	0.00	0.00	0.00	3,975.00
Report Totals:	32,041.12	716.87	4,274.88	0.00	28,483.11

Principal *John Wesley*
 Secretary *May Ann Roy 9/14/10*

ALL Data

Current Cash Balance Report

Arranged by:

Date: 08/01/2010 thru 08/31/2010

Group ID and Activity Number

Activity Number and Name	Beginning Cash	Receipts	Disbursements	Adjustments	Cash Balance
A ACTIVITY GENERAL FUND					
100 GENERAL FUND	18,523.13	0.00	0.00	0.00	18,523.13
110 VENDING	15.80	0.00	0.00	0.00	15.80
120 INTEREST EARNED CHECKING	78.66	6.29	0.00	0.00	84.95
A ACTIVITY GENERAL FUND Totals:	18,617.59	6.29	0.00	0.00	18,623.88
B CLUBS AND ORGANIZATIONS					
201 STUDENT COUNCIL	340.72	0.00	0.00	0.00	340.72
211 SAFETY PATROL	25.00	0.00	0.00	0.00	25.00
B CLUBS AND ORGANIZATIONS Totals:	365.72	0.00	0.00	0.00	365.72
C ADMINISTRATIVE CUSTODIAL ACCT					
301 MEDIA	2,280.11	0.00	0.00	0.00	2,280.11
305 FIELD TRIPS	-8,202.11	0.00	0.00	0.00	-8,202.11
310 HOSPITALITY	345.87	0.00	0.00	0.00	345.87
320 BIRTHDAY BOOK CLUB	1,297.49	0.00	0.00	0.00	1,297.49
325 Battle of the Books	0.00	0.00	0.00	0.00	0.00
330 GRANTS	0.00	0.00	0.00	0.00	0.00
340 PAYBAC	4,718.67	0.00	0.00	0.00	4,718.67
350 BEAUTIFICATION	0.00	0.00	0.00	0.00	0.00
C ADMINISTRATIVE CUSTODIAL ACCT Totals:	440.03	0.00	0.00	0.00	440.03
Q FEE FUND					
1000 Kindergarten	2,093.75	0.00	0.00	0.00	2,093.75
1001 1st Grade	1,830.25	0.00	0.00	0.00	1,830.25
1002 2nd Grade	1,830.25	0.00	0.00	0.00	1,830.25
1003 3rd Grade	1,153.25	0.00	0.00	0.00	1,153.25
1004 4th Grade	654.50	0.00	0.00	0.00	654.50
1005 5th Grade	1,433.00	0.00	0.00	0.00	1,433.00
1010 Self-Contained	0.00	0.00	0.00	0.00	0.00
Q FEE FUND Totals:	8,995.00	0.00	0.00	0.00	8,995.00
R CLUB--FEE FUND					
2000 Student Council Fee Fund	0.00	0.00	0.00	0.00	0.00
2010 Chorus Fee Fund	0.00	0.00	0.00	0.00	0.00
R CLUB--FEE FUND Totals:	0.00	0.00	0.00	0.00	0.00
Report Totals:	28,418.34	6.29	0.00	0.00	28,424.63

Current Cash Balance Report

ALL Data

Arranged by:

Date: 08/01/2010 thru 08/31/2010

Group ID and Activity Number

Activity Number and Name	Beginning Cash	Receipts	Disbursements	Adjustments	Cash Balance
A General Fund					
100 VENDING	659.85	6.10	80.14	0.00	585.81
110 GENERAL FUND	8,944.78	10.00	2,477.67	0.00	6,477.11
130 INTEREST EARNED	406.87	2.49	0.00	0.00	409.36
140 Do Not Use	0.00	0.00	0.00	0.00	0.00
A General Fund Totals:	10,011.50	18.59	2,557.81	0.00	7,472.28
B Clubs & Organizations					
501 STUDENT COUNCIL	348.65	0.00	0.00	0.00	348.65
B Clubs & Organizations Totals:	348.65	0.00	0.00	0.00	348.65
C Administrative Custodial					
600 Do Not Use	0.00	0.00	0.00	0.00	0.00
610 LIBRARY	2,302.12	0.00	215.80	0.00	2,086.32
615 FIELD TRIPS	-2,923.89	0.00	0.00	2,761.35	-162.54
620 Do Not Use	0.00	0.00	0.00	0.00	0.00
626 Do Not Use	0.00	0.00	0.00	0.00	0.00
627 Do Not Use	0.00	0.00	0.00	0.00	0.00
628 Do Not Use	0.00	0.00	0.00	0.00	0.00
C Administrative Custodial Totals:	-621.77	0.00	215.80	2,761.35	1,923.78
Q Fee Funded Account					
1000 KG FIELD TRIP	176.25	0.00	0.00	-176.25	0.00
1010 FIRST GR. FIELD TRIP	445.25	0.00	0.00	-445.25	0.00
1020 SECOND GR. FIELD TRIP	685.65	0.00	0.00	-685.65	0.00
1030 THIRD GR. FIELD TRIP	649.75	0.00	0.00	-649.75	0.00
1040 FOURTH GR. FIELD TRIP	437.41	0.00	0.00	-437.41	0.00
1050 FIFTH GR. FIELD TRIP	367.04	0.00	0.00	-367.04	0.00
1060 ELL FIELD TRIP	0.00	0.00	0.00	0.00	0.00
Q Fee Funded Account Totals:	2,761.35	0.00	0.00	-2,761.35	0.00
Report Totals:	12,499.73	18.59	2,773.61	0.00	9,744.71

Current Cash Balance Report

ALL Data

Arranged by:

Date: 08/01/2010 thru 08/31/2010

Group ID and Activity Number

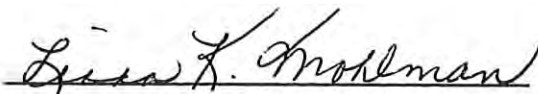
Activity Number and Name	Beginning Cash	Receipts	Disbursements	Adjustments	Cash Balance
A General Fund					
100 General Fund	2,471.40	0.00	0.00	0.00	2,471.40
110 Vending	155.98	0.00	0.00	0.00	155.98
120 Interest Earned Checking	16.61	1.44	0.00	0.00	18.05
A General Fund Totals:	2,643.99	1.44	0.00	0.00	2,645.43
B Clubs & Organizations					
200 Student Council	1,842.03	0.00	397.98	0.00	1,444.05
B Clubs & Organizations Totals:	1,842.03	0.00	397.98	0.00	1,444.05
C Administrative Custodial					
300 Library	2,481.68	0.00	0.00	0.00	2,481.68
615 Field Trips	-5,375.40	0.00	0.00	5,307.75	-67.65
C Administrative Custodial Totals:	-2,893.72	0.00	0.00	5,307.75	2,414.03
Q Free Funded Accounts					
1000 Kindergarten Field Trips	2,278.25	0.00	0.00	-2,278.25	0.00
1010 First Grade Field Trips	774.75	0.00	0.00	-774.75	0.00
1020 Second Grade Field Trips	400.00	0.00	0.00	-400.00	0.00
1030 Third Grade Field Trips	729.00	0.00	0.00	-729.00	0.00
1040 Fourth Grade Field Trips	411.75	0.00	0.00	-411.75	0.00
1050 Fifth Grade Field Trips	714.00	0.00	0.00	-714.00	0.00
Q Free Funded Accounts Totals:	5,307.75	0.00	0.00	-5,307.75	0.00
Report Totals:	6,900.05	1.44	397.98	0.00	6,503.51

Karin Purcino
Susan Angley

Current Cash Balance Report

Date: 08/01/2010 thru 08/31/2010

Activity Number and Name	Beginning Cash	Receipts	Disbursements	Adjustments	Cash Balance
A ACTIVITY GENERAL FUND					
100 GENERAL FUND	4,412.72	2,000.00	736.85	43.13	5,719.00
110 VENDING	141.66	0.00	0.00	0.00	141.66
120 INTEREST EARNED CHECKING	40.51	2.62	0.00	-43.13	0.00
A ACTIVITY GENERAL FUND Totals:	4,594.89	2,002.62	736.85	0.00	5,860.66
B CLUBS AND ORGANIZATIONS					
201 STUDENT COUNCIL	67.09	0.00	0.00	0.00	67.09
210 GARDEN CLUB	251.09	0.00	0.00	0.00	251.09
B CLUBS AND ORGANIZATIONS Totals:	318.18	0.00	0.00	0.00	318.18
C ADMINISTRATIVE CUSTODIAL ACCT					
301 Hospitality	539.00	0.00	105.58	0.00	433.42
310 MEDIA	1,703.55	0.00	632.50	0.00	1,071.05
315 FIELD TRIPS	-8,062.86	0.00	0.00	8,120.35	57.49
320 BIRTHDAY BOOK CLUB	702.33	0.00	0.00	0.00	702.33
330 DONATIONS	1,509.04	100.00	0.00	0.00	1,609.04
340 Destination Imagination	135.34	500.00	0.00	0.00	635.34
350 Music Dept. Fund	90.00	0.00	0.00	0.00	90.00
C ADMINISTRATIVE CUSTODIAL ACCT Totals:	-3,383.60	600.00	738.08	8,120.35	4,598.67
Q EXTRA CURRICULAR ACTIVITIES					
1000 KINDGARTEN FIELD TRIPS	1,805.25	0.00	0.00	-1,805.25	0.00
1001 FIRST GRADE FIELD TRIPS	501.95	0.00	0.00	-501.95	0.00
1002 SECOND GRADE FIELD TRIPS	785.45	0.00	0.00	-785.45	0.00
1003 THIRD GRADE FIELD TRIPS	1,240.75	0.00	0.00	-1,240.75	0.00
1004 FOURTH GRADE FIELD TRIPS	2,088.55	0.00	0.00	-2,088.55	0.00
1005 FIFTH GRADE FIELD TRIPS	1,698.40	0.00	0.00	-1,698.40	0.00
Q EXTRA CURRICULAR ACTIVITIES Totals:	8,120.35	0.00	0.00	-8,120.35	0.00
Report Totals:	9,649.82	2,602.62	1,474.93	0.00	10,777.51


Linda K. Mohlman, DSAC
Executive Secretary


Tracy Logan, Wheeler
Principal

Current Cash Balance Report

ALL Data

Arranged by:

Date: 08/01/2010 thru 08/31/2010

Group ID and Activity Number

Activity Number and Name	Beginning Cash	Receipts	Disbursements	Adjustments	Cash Balance
A ACTIVITY GENERAL FUND					
100 STAFF VENDING	3,747.27	0.00	0.00	0.00	3,747.27
101 STUDENT VENDING	-45.05	0.00	0.00	0.00	-45.05
110 GENERAL FUND	8,055.54	534.00	3,099.95	-626.38	4,863.21
115 INTEREST EARNED CHECKING	546.35	3.75	0.00	0.00	550.10
815 ENRICHMENT DAY	656.03	0.00	0.00	0.00	656.03
5000 FIELD IMPROVEMENT	249.00	0.00	0.00	0.00	249.00
A ACTIVITY GENERAL FUND Totals:	13,209.14	537.75	3,099.95	-626.38	10,020.56
C FAMILY NIGHTS					
400 KINDERGARTEN HOST FAMILY NIGHTS	0.00	0.00	0.00	0.00	0.00
401 GR. 1 HOST FAMILY NIGHT	0.00	0.00	0.00	0.00	0.00
403 GR. 3 HOST FAMILY NIGHT	0.00	0.00	0.00	0.00	0.00
404 GR. 4 HOST FAMILY NIGHT	0.00	0.00	0.00	0.00	0.00
405 GR. 5 HOST FAMILY NIGHT	0.00	0.00	0.00	0.00	0.00
410 CHOIR HOST FAMILY NIGHT	0.00	0.00	0.00	0.00	0.00
411 CHESS CLUB HOST FAMILY NIGHT	0.00	0.00	0.00	0.00	0.00
412 SAFETY PATROL HOST FAMILY NIGHT	50.30	0.00	0.00	0.00	50.30
413 PLAYGROUND COM. HOST FAMILY NIGHT	0.00	0.00	0.00	0.00	0.00
C FAMILY NIGHTS Totals:	50.30	0.00	0.00	0.00	50.30
D CLUBS AND ORGANIZATIONS					
501 STUDENT COUNCIL	434.21	0.00	0.00	0.00	434.21
901 US WEST VOLUNTEER GRANTS & OTHERS	965.72	0.00	0.00	0.00	965.72
2030 ENVIRONMENTAL CLUB	0.00	0.00	0.00	0.00	0.00
D CLUBS AND ORGANIZATIONS Totals:	1,399.93	0.00	0.00	0.00	1,399.93
E ADMINISTRATIVE CUSTODIAL ACCT					
610 MEDIA	921.36	246.62	0.00	0.00	1,167.98
615 FIELD TRIPS	-626.38	0.00	0.00	626.38	0.00
701 TECHNOLOGY	804.64	0.00	0.00	0.00	804.64
801 GIFTED/HAL	-25.64	0.00	0.00	0.00	-25.64
E ADMINISTRATIVE CUSTODIAL ACCT Totals:	1,073.98	246.62	0.00	626.38	1,946.98
F DISTRICT CUSTODIAL					
700 NOT USED	0.00	0.00	0.00	0.00	0.00
720 NOT USED	0.00	0.00	0.00	0.00	0.00
F DISTRICT CUSTODIAL Totals:	0.00	0.00	0.00	0.00	0.00
H OUTDOOR LEARNING ENVIRONMENT (OLE)					
3000 BRICK ORDERS & OTHER	308.44	0.00	0.00	0.00	308.44
H OUTDOOR LEARNING ENVIRONMENT (OLE) Totals:	308.44	0.00	0.00	0.00	308.44
Q FEE FUND FIELD TRIPS					
1000 KINDERGARTEN FIELD TRIPS	310.25	0.00	0.00	0.00	310.25
1010 1ST GRADE FIELD TRIPS	408.50	0.00	0.00	0.00	408.50
1020 2ND GRADE FIELD TRIPS	134.00	0.00	0.00	0.00	134.00
1030 3RD GRADE FIELD TRIPS	683.00	0.00	0.00	0.00	683.00
1040 4TH GRADE FIELD TRIPS	0.00	0.00	0.00	0.00	0.00
1050 5TH GRADE FIELD TRIPS	363.00	0.00	0.00	0.00	363.00
Q FEE FUND FIELD TRIPS Totals:	1,898.75	0.00	0.00	0.00	1,898.75
R FEE FUND CLUBS					
2020 CHORUS CLUB	0.00	0.00	0.00	0.00	0.00
R FEE FUND CLUBS Totals:	0.00	0.00	0.00	0.00	0.00
Report Totals:	17,940.54	784.37	3,099.95	0.00	15,624.96

C. Leveque
Susan Kelly

Current Cash Balance Report

ALL Data

Arranged by:

Date: 08/01/2010 thru 08/31/2010

Group ID and Activity Number

Activity Number and Name	Beginning Cash	Receipts	Disbursements	Adjustments	Cash Balance
A General Funds					
100 VENDING MACHINES	13,243.85	27.34	579.05	-4,859.54	7,832.60
110 OTHER GENERAL	16,844.86	10.75	258.38	-128.52	16,468.71
115 FINES	7,948.92	70.00	132.95	0.00	7,885.97
120 FUND RAISING ACCOUNT	16,159.27	0.00	0.00	-2,000.00	14,159.27
125 VOLUNTEER	-1,370.65	0.00	0.00	2,000.00	629.35
130 INTEREST EARNED - CHECKING	4,414.92	0.00	0.00	0.00	4,414.92
A General Funds Totals:	57,241.17	108.09	970.38	-4,988.06	51,390.82
B Athletics					
205 ATHLETIC DEPARTMENT	-8,287.43	0.00	139.66	11,867.00	3,439.91
B Athletics Totals:	-8,287.43	0.00	139.66	11,867.00	3,439.91
C Academic Clubs					
300 SCIENCE CLUB	0.00	0.00	0.00	0.00	0.00
310 YEARBOOK	4,999.43	0.00	0.00	0.00	4,999.43
320 YOUTH TO YOUTH	-7,772.22	0.00	0.00	8,538.00	765.78
330 KIDS HELPING KIDS	3,653.27	1,740.00	236.81	0.00	5,156.46
340 RENAISSANCE PROGRAM	1,908.09	0.00	0.00	0.00	1,908.09
350 HAL	-80.00	0.00	0.00	80.00	0.00
C Academic Clubs Totals:	2,708.57	1,740.00	236.81	8,618.00	12,829.76
D Clubs and Organizations					
400 STUDENT COUNCIL	1,776.94	100.00	0.00	385.00	2,261.94
410 VOLLEYBALL CLUB	0.00	0.00	0.00	0.00	0.00
420 LEADERSHIP	1,122.15	0.00	0.00	0.00	1,122.15
430 BOOK CLUB	324.16	0.00	0.00	0.00	324.16
440 SCRAPBOOK CLUB	0.00	0.00	0.00	0.00	0.00
442 FCS CLUB	-60.57	0.00	0.00	60.57	0.00
450 ARTS & CRAFTS CLUB	0.00	0.00	0.00	0.00	0.00
460 PHOTOGRAPHY CLUB	79.58	0.00	0.00	0.00	79.58
470 BUILDER'S CLUB	310.92	0.00	0.00	0.00	310.92
480 DRAMA CLUB	0.00	0.00	0.00	0.00	0.00
D Clubs and Organizations Totals:	3,553.18	100.00	0.00	445.57	4,098.75
E School Custodial Accounts					
500 MUSIC	466.74	30.00	0.00	1,559.99	2,056.73
501 BAND	1,652.23	75.00	0.00	3,435.45	5,162.68
502 SOLO AND ENSEMBLE CONTEST	1,374.83	0.00	0.00	0.00	1,374.83
505 ART CLASS	0.00	0.00	15.79	100.00	84.21
509 8TH GRADE FAREWELL	-75.07	0.00	0.00	1,500.00	1,424.93
510 TRANSPORTATION	-40.83	0.00	0.00	1,500.00	1,459.17
511 SPECIAL EVENTS	4,736.93	0.00	57.65	-1,500.00	3,179.28
512 HELP FUND	673.75	0.00	0.00	2,000.00	2,673.75
515 FACULTY VENDING FUND	839.23	0.00	329.35	0.00	509.88
520 TEACHERS HOSPITALITY FUND	595.43	0.00	250.00	0.00	345.43
525 AMS T-SHIRT SALES	2,370.42	0.00	0.00	0.00	2,370.42
528 A.P.E. T-SHIRTS	174.00	0.00	0.00	0.00	174.00
530 OUTDOOR CLASSROOM	1,183.34	0.00	391.25	0.00	792.09
535 SCIENCE BREAKAGE	0.99	0.00	0.00	0.00	0.99
540 INDUSTRIAL ARTS	4,401.38	0.00	0.00	0.00	4,401.38
542 FAMILY CONSUMER SCIENCE	954.46	596.00	14.25	0.00	1,536.21
544 JUMP START	-11.87	0.00	244.76	500.00	243.37
545 LIBRARY	1,220.28	0.00	16.03	0.00	1,204.25
555 FITNESS ROOM	735.42	0.00	0.00	0.00	735.42
570 FIELD TRIPS-SPECIAL AREA	-150.00	0.00	0.00	150.00	0.00
576 FIELD TRIPS-6 GR.	-1,621.65	0.00	0.00	1,621.65	0.00

Current Cash Balance Report

ALL Data

Arranged by:

Date: 08/01/2010 thru 08/31/2010

Group ID and Activity Number

Activity Number and Name	Beginning Cash	Receipts	Disbursements	Adjustments	Cash Balance
577 FIELD TRIPS-7 GR.	-2,592.32	0.00	0.00	2,592.32	0.00
578 FIELD TRIPS-8 GR.	363.30	0.00	0.00	0.00	363.30
580 OTHER SCHOOL CUSTODIAL	-128.52	0.00	0.00	128.52	0.00
590 TEAM 6A	0.00	0.00	0.00	0.00	0.00
591 TEAM 6B	0.00	0.00	0.00	0.00	0.00
592 TEAM 6C	0.00	0.00	0.00	0.00	0.00
593 TEAM 7A	0.00	0.00	0.00	0.00	0.00
594 TEAM 7B	0.00	0.00	0.00	0.00	0.00
595 TEAM 7C	0.00	0.00	0.00	0.00	0.00
596 TEAM 8A	0.00	0.00	0.00	0.00	0.00
597 TEAM 8B	0.00	0.00	0.00	0.00	0.00
598 TEAM 8C	0.00	0.00	0.00	0.00	0.00
E School Custodial Accounts Totals:	17,122.47	701.00	1,319.08	13,587.93	30,092.32
G Investments					
700 SAVINGS	-10,479.52	0.00	0.00	0.00	-10,479.52
710 INTEREST ON SAVINGS	5,479.52	0.00	0.00	0.00	5,479.52
G Investments Totals:	-5,000.00	0.00	0.00	0.00	-5,000.00
Q FIELD TRIP FEES					
1350 HAL FIELD TRIPS	75.00	0.00	0.00	-75.00	0.00
1570 FIELD TRIPS-SPECIAL AREA	150.00	0.00	0.00	-150.00	0.00
1576 FIELD TRIPS-6 GR.	1,561.00	0.00	0.00	-1,561.00	0.00
1577 FIELD TRIPS-7 GR.	2,369.00	0.00	0.00	-2,369.00	0.00
1578 FIELD TRIPS-8 GR.	0.00	0.00	0.00	0.00	0.00
Q FIELD TRIP FEES Totals:	4,155.00	0.00	0.00	-4,155.00	0.00
R CLUB FEES					
1420 LEADERSHIP	0.00	0.00	0.00	0.00	0.00
2300 SCIENCE CLUB	0.00	0.00	0.00	0.00	0.00
2320 YOUTH TO YOUTH	8,538.00	0.00	0.00	-8,538.00	0.00
2400 STUDENT COUNCIL	385.00	0.00	0.00	-385.00	0.00
2410 VOLLEYBALL CLUB	0.00	0.00	0.00	0.00	0.00
2430 BOOK CLUB	0.00	0.00	0.00	0.00	0.00
2440 SCRAPBOOK CLUB	0.00	0.00	0.00	0.00	0.00
2442 FCS CLUB	60.00	0.00	0.00	-60.00	0.00
2450 ARTS & CRAFTS CLUB	0.00	0.00	0.00	0.00	0.00
2460 PHOTOGRAPHY CLUB	0.00	0.00	0.00	0.00	0.00
2500 MUSIC CLUB	1,234.99	0.00	0.00	-1,234.99	0.00
2501 BAND CLUB	3,290.45	0.00	0.00	-3,290.45	0.00
2544 JUMP START	0.00	0.00	0.00	0.00	0.00
R CLUB FEES Totals:	13,508.44	0.00	0.00	-13,508.44	0.00
S ATHLETIC FEES					
3205 ATHLETICS	11,867.00	0.00	0.00	-11,867.00	0.00
S ATHLETIC FEES Totals:	11,867.00	0.00	0.00	-11,867.00	0.00
Report Totals:	96,868.40	2,649.09	2,665.93	0.00	96,851.56

Current Cash Balance Report

Date: 08/01/2010 thru 08/31/2010

Group ID and Activity Number

Activity Number and Name	Beginning Cash	Receipts	Disbursements	Adjustments	Cash Balance
A GENERAL FUND					
100 General Fund	994.45	70.00	418.93	0.00	645.52
105 Next Year Monies	0.00	950.00	0.00	540.00	1,490.00
110 Student Vending	11,358.76	0.00	2,920.68	0.00	8,438.08
115 Staff Vending	-192.23	0.00	0.00	0.00	-192.23
120 Staff Contests	-17.18	0.00	0.00	0.00	-17.18
A GENERAL FUND Totals:	12,143.80	1,020.00	3,339.61	540.00	10,364.19
D SCHOOL CUSTODIAL ACCOUNTS					
400 Library	475.80	70.02	0.00	0.00	545.82
405 FCS - Family Consumer Science	122.97	0.00	0.00	0.00	122.97
410 Field Trips	-6,717.04	0.00	0.00	6,845.50	128.46
415 Hospitality	881.74	530.00	36.93	0.00	1,374.81
420 IT LAB - Industrial Technology	2,521.91	645.50	1,899.51	0.00	1,267.90
425 Art	5.00	0.00	0.00	0.00	5.00
430 Spirit Wear	2,089.50	2,657.00	0.00	0.00	4,746.50
435 Book Fines	576.75	0.00	476.05	0.00	100.70
440 School Improvements	10,805.12	0.00	449.84	0.00	10,355.28
445 Book Store	48.85	0.00	272.00	0.00	-223.15
450 PE Shirts	661.21	2,166.00	1,649.20	0.00	1,178.01
455 Jump Start Camp	21.62	0.00	0.00	0.00	21.62
460 Lunch and Learn	-65.41	0.00	0.00	0.00	-65.41
465 Guidance Activities	595.12	0.00	0.00	0.00	595.12
470 FRPLS	140.00	0.00	0.00	0.00	140.00
475 Musical	1,450.05	0.00	0.00	0.00	1,450.05
480 Husker Hoops	1.00	0.00	0.00	0.00	1.00
485 Fundraisers/Family Donations	8,384.34	0.00	5,394.00	0.00	2,990.34
D SCHOOL CUSTODIAL ACCOUNTS Totals:	21,998.53	6,068.52	10,177.53	6,845.50	24,735.02
E PROGRAMS					
500 B.A.S.E.	-6,962.19	0.00	2,152.39	11,140.00	2,025.42
E PROGRAMS Totals:	-6,962.19	0.00	2,152.39	11,140.00	2,025.42
F ATHLETICS and ACTIVITIES					
600 Athletics Program	-18,748.98	0.00	166.37	19,425.46	510.11
605 Clubs and Activities	22.20	0.00	0.00	0.00	22.20
610 Student Council	358.79	0.00	0.00	0.00	358.79
615 Youth to Youth	-906.86	0.00	0.00	954.00	47.14
620 Emissary / Peer Mediation / Tutor	0.00	0.00	0.00	0.00	0.00
625 FCS Club	-75.49	0.00	0.00	160.00	84.51
630 Swing Choir Club	-2,985.91	0.00	550.00	2,911.00	-624.91
635 Environmental Club	335.40	0.00	0.00	0.00	335.40
640 Yearbook	7,495.04	0.00	0.00	0.00	7,495.04
645 Art Club	28.43	0.00	0.00	0.00	28.43
650 HAL	-274.75	0.00	0.00	220.50	-54.25
655 Dance Club	3.71	0.00	0.00	0.00	3.71
660 Jazz Band	51.97	0.00	0.00	0.00	51.97
665 Drama Club	0.00	0.00	0.00	0.00	0.00
670 Cross Country Club	8.47	0.00	0.00	0.00	8.47
675 Solo and Ensemble Contest	0.00	0.00	0.00	0.00	0.00
680 Future Educators Club	16.67	0.00	0.00	0.00	16.67
685 Debate Club	-0.10	0.00	0.00	0.00	-0.10
690 Science Club	-30.52	0.00	0.00	45.00	14.48
F ATHLETICS and ACTIVITIES Totals:	-14,701.93	0.00	716.37	23,715.96	8,297.66

X John South 9/9/10

Rhonda Howard 9/9/10

Current Cash Balance Report

Date: 08/01/2010 thru 08/31/2010

Activity Number and Name	Beginning Cash	Receipts	Disbursements	Adjustments	Cash Balance
G INVESTMENTS					
700 Savings	0.00	0.00	0.00	0.00	0.00
705 Checking Interest	1,744.53	10.80	0.00	0.00	1,755.33
710 Interest on Savings	0.00	0.00	0.00	0.00	0.00
G INVESTMENTS Totals:	<u>1,744.53</u>	<u>10.80</u>	<u>0.00</u>	<u>0.00</u>	<u>1,755.33</u>
Q FIELD TRIP FEES					
1000 Field Trips	6,845.50	0.00	0.00	-6,845.50	0.00
Q FIELD TRIP FEES Totals:	<u>6,845.50</u>	<u>0.00</u>	<u>0.00</u>	<u>-6,845.50</u>	<u>0.00</u>
R CLUB FEES					
2455 Jump Start Camp	540.00	0.00	0.00	-540.00	0.00
2610 Student Council	0.00	0.00	0.00	0.00	0.00
2615 Youth-to-Youth	954.00	0.00	0.00	-954.00	0.00
2625 FCS Club	160.00	0.00	0.00	-160.00	0.00
2630 Swing Choir	2,911.00	0.00	0.00	-2,911.00	0.00
2635 Environmental Club	0.00	0.00	0.00	0.00	0.00
2645 Art Club	0.00	0.00	0.00	0.00	0.00
2650 HAL	220.50	0.00	0.00	-220.50	0.00
2655 Dance Club	0.00	0.00	0.00	0.00	0.00
2665 Drama Club	0.00	0.00	0.00	0.00	0.00
2670 Cross Country Club	0.00	0.00	0.00	0.00	0.00
2690 Science Club	45.00	0.00	0.00	-45.00	0.00
R CLUB FEES Totals:	<u>4,830.50</u>	<u>0.00</u>	<u>0.00</u>	<u>-4,830.50</u>	<u>0.00</u>
S ATHLETIC FEES					
3000 Athletics	19,425.46	0.00	0.00	-19,425.46	0.00
S ATHLETIC FEES Totals:	<u>19,425.46</u>	<u>0.00</u>	<u>0.00</u>	<u>-19,425.46</u>	<u>0.00</u>
T PROGRAM FEES					
4500 B.A.S.E. FEES	11,140.00	0.00	0.00	-11,140.00	0.00
T PROGRAM FEES Totals:	<u>11,140.00</u>	<u>0.00</u>	<u>0.00</u>	<u>-11,140.00</u>	<u>0.00</u>
Report Totals:	<u>56,464.20</u>	<u>7,099.32</u>	<u>16,385.90</u>	<u>0.00</u>	<u>47,177.62</u>

Current Cash Balance Report

Date: 08/01/2010 thru 08/31/2010

Activity Number and Name	Beginning Cash	Receipts	Disbursements	Adjustments	Cash Balance
A GENERAL FUNDS					
100 VENDING MACHINES	2,970.01	0.00	0.00	0.00	2,970.01
105 STAFF VENDING MACHINES	8.10	0.00	0.00	0.00	8.10
110 GENERAL	1,926.40	290.92	2,251.96	0.00	-34.64
120 PENCIL FUND (SCHOOL IMPROV.)	612.76	115.00	0.00	0.00	727.76
150 INTEREST EARNED CHECKING	911.84	0.00	0.00	0.00	911.84
170 INTEREST EARNED SAVINGS	13,660.97	0.00	0.00	0.00	13,660.97
190 PAYBAC FUND	192.16	0.00	0.00	0.00	192.16
A GENERAL FUNDS Totals:	20,282.24	405.92	2,251.96	0.00	18,436.20
B ATHLETICS					
200 ATHLETICS PROGRAM	-3,092.07	0.00	1,668.10	16,380.00	11,619.83
B ATHLETICS Totals:	-3,092.07	0.00	1,668.10	16,380.00	11,619.83
C ACADEMIC CLUBS					
305 ART CLUB	-163.42	0.00	0.00	180.00	16.58
310 YEARBOOKS	1,217.28	6,900.00	0.00	0.00	8,117.28
315 BOWLING CLUB	-640.13	0.00	0.00	640.00	-0.13
320 FAMILY CONSUMER SCIENCE CLUB	-146.32	0.00	0.00	150.00	3.68
325 CROSS COUNTRY CLUB	0.00	0.00	0.00	0.00	0.00
330 DRAMA	296.41	0.00	0.00	0.00	296.41
335 FITNESS CLUB	-33.69	0.00	0.00	19.00	-14.69
C ACADEMIC CLUBS Totals:	530.13	6,900.00	0.00	989.00	8,419.13
D CLUBS AND ORGANIZATIONS					
400 STUDENT COUNCIL	1,355.10	100.00	161.98	0.00	1,293.12
425 SPARKS	-704.02	0.00	0.00	924.00	219.98
D CLUBS AND ORGANIZATIONS Totals:	651.08	100.00	161.98	924.00	1,513.10
E SCHOOL CUSTODIAL ACCOUNTS					
500 BAND	-208.26	0.00	0.00	158.00	-50.26
502 HOSPITALITY	-89.25	0.00	43.00	0.00	-132.25
503 TREE FUND	609.06	0.00	0.00	0.00	609.06
505 FINES	3,042.17	10.00	580.60	0.00	2,471.57
506 MONTESSORI (6TH)	-888.00	0.00	0.00	888.00	0.00
508 MONTESSORI 7/8	-13,514.45	0.00	375.08	13,514.45	-375.08
510 FIELD TRIPS	-3,745.67	0.00	0.00	4,129.75	384.08
511 NEW TEACHER FUND	622.01	0.00	163.41	0.00	458.60
512 PALS	46.11	0.00	0.00	0.00	46.11
513 MONTESSORI SUPPORT FUND	8.00	0.00	0.00	0.00	8.00
514 LACEY LEGACY FUND	51.91	0.00	0.00	0.00	51.91
515 ASSIGNMENT NOTEBOOKS	97.40	0.00	0.00	0.00	97.40
520 LIBRARY	167.09	95.75	115.69	0.00	147.15
525 M.S. ALTERNATIVE PROGRAM	-14.11	85.00	0.00	110.00	180.89
528 H.A.L. TRIPS	-102.49	0.00	0.00	132.00	29.51
529 MENTORING HOMEROOMS FUND	248.51	0.00	0.00	0.00	248.51
531 "GOOD FRIENDS" FUND	0.00	0.00	0.00	0.00	0.00
533 BACKPACK PROGRAM	7.57	0.00	0.00	0.00	7.57
534 ASSET SUMMIT	0.00	0.00	0.00	0.00	0.00
535 VOCAL MUSIC	-506.99	0.00	0.00	579.25	72.26
537 ASAP	0.00	0.00	0.00	0.00	0.00
538 TIME TRAVELERS	0.00	0.00	0.00	180.00	180.00
539 CYCLONE SEQUEL	0.00	0.00	0.00	0.00	0.00
541 MAGAZINE FUNDRAISER 09-10	1,714.61	0.00	1,714.61	0.00	0.00
542 SALLY FOSTER FUNDRAISER 10-11	0.00	0.00	85.29	0.00	-85.29
545 ORCHESTRA	-262.17	0.00	0.00	280.00	17.83
550 TEAM FUNDS	323.88	0.00	0.00	0.00	323.88

Current Cash Balance Report

Date: 08/01/2010 thru 08/31/2010

Group ID and Activity Number

Activity Number and Name	Beginning Cash	Receipts	Disbursements	Adjustments	Cash Balance
551 6 A/B SUPPORT FUND	0.00	0.00	0.00	0.00	0.00
552 7 A/B SUPPORT FUND	0.00	0.00	0.00	0.00	0.00
553 8 A/B SUPPORT FUND	0.00	0.00	0.00	0.00	0.00
560 PHYSICAL EDUCATION	266.91	0.00	0.00	0.00	266.91
570 CYCLONE PARENT DONATIONS	-899.07	11,415.00	1,668.38	0.00	8,847.55
575 ART FEES	280.61	0.00	0.00	0.00	280.61
580 SEWING (HAAN CRAFT KITS)	139.69	0.00	0.00	0.00	139.69
581 JUMPSTART	-256.65	0.00	0.00	1,350.00	1,093.35
586 7TH GR. ENRICHMENT	45.67	0.00	0.00	0.00	45.67
587 CARTRIDGES FOR KIDS	180.20	20.00	0.00	0.00	200.20
590 TECHNOLOGY EDUCATION	1,031.20	0.00	0.00	0.00	1,031.20
597 DEVELOPMENTAL ASSETS	0.00	500.00	110.34	0.00	389.66
598 THE ZONE	326.21	50.00	0.00	0.00	376.21
599 MUSIC SHIRTS	-1,990.50	2,105.00	0.00	1,994.45	2,108.95
E SCHOOL CUSTODIAL ACCOUNTS Totals:	-13,268.80	14,280.75	4,856.40	23,315.90	19,471.45
F DISTRICT CUSTODIAL ACCOUNTS					
620 CONFERENCE ACCOUNT	0.00	0.00	0.00	0.00	0.00
F DISTRICT CUSTODIAL ACCOUNTS Totals:	0.00	0.00	0.00	0.00	0.00
G INVESTMENTS					
700 SAVINGS	-30,715.64	30,715.62	0.00	0.00	-0.02
710 INTEREST ON SAVINGS	0.00	0.00	0.00	0.00	0.00
G INVESTMENTS Totals:	-30,715.64	30,715.62	0.00	0.00	-0.02
Q FIELD TRIP FEES					
1020 6TH GRADE FIELD TRIPS	1,696.00	0.00	0.00	-1,696.00	0.00
1045 7TH GRADE FIELD TRIPS	1,928.75	0.00	0.00	-1,928.75	0.00
1065 8TH GRADE FIELD TRIPS	0.00	0.00	0.00	0.00	0.00
1070 ELL FIELD TRIPS	145.00	0.00	0.00	-145.00	0.00
1080 WORLD LANGUAGE	360.00	0.00	0.00	-360.00	0.00
1506 MONTESSORI (6) FIELD TRIPS	888.00	0.00	0.00	-888.00	0.00
1508 MONTESSORI (7,8) FIELD TRIPS	13,514.45	0.00	0.00	-13,514.45	0.00
1525 MSAP FIELD TRIPS	110.00	0.00	0.00	-110.00	0.00
1528 H.A.L. FIELD TRIPS	132.00	0.00	0.00	-132.00	0.00
1538 TIME TRAVELERS FIELD TRIPS	180.00	0.00	0.00	-180.00	0.00
1581 JUMPSTART FEES	1,320.00	30.00	0.00	-1,350.00	0.00
Q FIELD TRIP FEES Totals:	20,274.20	30.00	0.00	-20,304.20	0.00
R CLUB FEES					
2305 ART CLUB	180.00	0.00	0.00	-180.00	0.00
2315 BOWLING CLUB	640.00	0.00	0.00	-640.00	0.00
2320 FAMILY CONSUMER SCIENCE CLUB	150.00	0.00	0.00	-150.00	0.00
2325 CROSS COUNTRY CLUB	0.00	0.00	0.00	0.00	0.00
2330 DRAMA CLUB	0.00	0.00	0.00	0.00	0.00
2335 FITNESS CLUB	19.00	0.00	0.00	-19.00	0.00
2400 STUDENT COUNCIL	0.00	0.00	0.00	0.00	0.00
2425 SPARKS	924.00	0.00	0.00	-924.00	0.00
2500 BAND	158.00	0.00	0.00	-158.00	0.00
2535 VOCAL MUSIC	579.25	0.00	0.00	-579.25	0.00
2545 ORCHESTRA	280.00	0.00	0.00	-280.00	0.00
2600 MUSIC SHIRTS	1,994.45	0.00	0.00	-1,994.45	0.00
R CLUB FEES Totals:	4,924.70	0.00	0.00	-4,924.70	0.00
S ATHLETICS FEES					
3200 ATHLETICS	14,540.00	1,840.00	0.00	-16,380.00	0.00
S ATHLETICS FEES Totals:	14,540.00	1,840.00	0.00	-16,380.00	0.00

Current Cash Balance Report

Date: 08/01/2010 thru 08/31/2010

Activity Number and Name	Beginning Cash	Receipts	Disbursements	Adjustments	Cash Balance
Z DO NOT USE CATEGORY					
180 DO NOT USE	0.00	0.00	0.00	0.00	0.00
340 DO NOT USE	0.00	0.00	0.00	0.00	0.00
350 SKI CLUB	0.00	0.00	0.00	0.00	0.00
501 DO NOT USE	0.00	0.00	0.00	0.00	0.00
504 ROTARY ACTIVITY FUND	0.00	0.00	0.00	0.00	0.00
509 DO NOT USE	0.00	0.00	0.00	0.00	0.00
516 DO NOT USE	0.00	0.00	0.00	0.00	0.00
517 DO NOT USE	0.00	0.00	0.00	0.00	0.00
518 DO NOT USE	0.00	0.00	0.00	0.00	0.00
519 DO NOT USE	0.00	0.00	0.00	0.00	0.00
521 DO NOT USE	0.00	0.00	0.00	0.00	0.00
522 DO NOT USE	0.00	0.00	0.00	0.00	0.00
523 DO NOT USE	0.00	0.00	0.00	0.00	0.00
524 DO NOT USE	0.00	0.00	0.00	0.00	0.00
526 DO NOT USE	0.00	0.00	0.00	0.00	0.00
527 DO NOT USE	0.00	0.00	0.00	0.00	0.00
530 DO NOT USE	0.00	0.00	0.00	0.00	0.00
532 "APPLE TREE" DONATIONS	0.00	0.00	0.00	0.00	0.00
536 READING LOUNGE	0.00	0.00	0.00	0.00	0.00
540 FUNDRAISER 98-99, LIBRARY	0.00	0.00	0.00	0.00	0.00
555 FUNDRAISER '07-'08	0.00	0.00	0.00	0.00	0.00
565 DO NOT USE	0.00	0.00	0.00	0.00	0.00
585 DO NOT USE	0.00	0.00	0.00	0.00	0.00
588 FUNDRAISER 08-09	0.00	0.00	0.00	0.00	0.00
595 DO NOT USE	0.00	0.00	0.00	0.00	0.00
1005 DO NOT USE	0.00	0.00	0.00	0.00	0.00
1010 DO NOT USE	0.00	0.00	0.00	0.00	0.00
1030 DO NOT USE	0.00	0.00	0.00	0.00	0.00
1035 DO NOT USE	0.00	0.00	0.00	0.00	0.00
1050 DO NOT USE	0.00	0.00	0.00	0.00	0.00
1055 DO NOT USE	0.00	0.00	0.00	0.00	0.00
1075 DO NOT USE	0.00	0.00	0.00	0.00	0.00
1085 DO NOT USE	0.00	0.00	0.00	0.00	0.00
2350 DO NOT USE	0.00	0.00	0.00	0.00	0.00
2550 DO NOT USE	0.00	0.00	0.00	0.00	0.00
Z DO NOT USE CATEGORY Totals:	0.00	0.00	0.00	0.00	0.00
Report Totals:	14,125.84	54,272.29	8,938.44	0.00	59,459.69

Submitted by Michelle Kraft
 Approved by Bob June Date 9-10-10

Current Cash Balance Report

Arranged by:

ALL Data

Date: 08/01/2010 thru 08/31/2010

Group ID and Activity Number

Activity Number and Name	Beginning Cash	Receipts	Disbursements	Adjustments	Cash Balance
A GENERAL FUNDS					
100 VENDING	33,632.40	36.00	2,247.20	-297.73	31,123.47
105 STAFF VENDING	1,980.36	0.00	799.00	-100.00	1,081.36
110 GENERAL FUND	4,270.84	0.00	1,585.80	0.00	2,685.04
112 PAYBAC	7,541.31	0.00	0.00	0.00	7,541.31
115 KIEWIT T-SHIRT-SALES/PROJECTS	28,772.91	11,248.00	0.00	0.00	40,020.91
116 CLASS/ACTIVITY T-SHIRTS	436.06	0.00	0.00	0.00	436.06
117 BOOK ORDERS	10.60	0.00	0.00	0.00	10.60
119 SITE IMPROVEMENT	43,622.64	0.00	360.08	0.00	43,262.56
120 SCHOOL IMPROVEMENT TEAM	2,051.00	0.00	0.00	0.00	2,051.00
125 FUNDRAISER	20,570.38	9.60	5,959.50	-1,000.00	13,620.48
130 BUS	815.04	0.00	625.00	0.00	190.04
140 RETIREMENT	-83.40	0.00	0.00	100.00	16.60
150 PARENT/TEACHER RESOURCE LIB	595.53	0.00	0.00	0.00	595.53
155 TECHNOLOGY	0.00	0.00	0.00	0.00	0.00
165 ROTARY	621.91	0.00	0.00	0.00	621.91
167 KCC FUNDRAISER	6,139.12	0.00	432.50	0.00	5,706.62
170 SCHOLARSHIP	2,586.06	0.00	0.00	0.00	2,586.06
180 SPECIAL PROJECTS	700.25	0.00	0.00	0.00	700.25
185 LEARNING CENTER	930.13	0.00	0.00	0.00	930.13
190 STAFF DEVELOPMENT	-532.42	0.00	200.00	1,000.00	267.58
195 STUDENT ACTIVITIES	460.44	0.00	0.00	0.00	460.44
196 PARENTS FOR TEACHER APPRECIATION	0.00	0.00	0.00	0.00	0.00
197 VOCAL MUSIC	0.00	0.00	0.00	0.00	0.00
198 KETV GRANT/LAURA THOREEN	61.25	0.00	0.00	0.00	61.25
199 RITONYA-ANNE PAGE	790.24	0.00	0.00	0.00	790.24
A GENERAL FUNDS Totals:	155,972.65	11,293.60	12,209.08	-297.73	154,759.44
B ATHLETICS					
200 ATHLETICS	-9,810.38	0.00	6,880.65	20,115.00	3,423.97
205 SUMMER BB CAMP	-1,783.48	0.00	0.00	2,250.00	466.52
210 MULTI-PURPOSE PROJECT	0.00	0.00	0.00	0.00	0.00
B ATHLETICS Totals:	-11,593.86	0.00	6,880.65	22,365.00	3,890.49
C ACADEMIC CLUBS					
300 INTERNATIONAL CLUB	-1.00	0.00	0.00	1.00	0.00
305 VOLUNTEER CLUB	5,611.59	0.00	0.00	0.00	5,611.59
310 YEARBOOK	33,330.66	17,200.00	0.00	0.00	50,530.66
315 DRAMA CLUB	1,994.28	0.00	332.50	0.00	1,661.78
320 YOUTH-TO-YOUTH	1,665.36	0.00	0.00	0.00	1,665.36
325 STUDENT COUNCIL	1,306.41	0.00	12.54	0.00	1,293.87
330 SCIENCE CLUB	3.34	0.00	0.00	0.00	3.34
335 ART CLUB	-228.48	0.00	0.00	228.48	0.00
355 SPEECH CLUB	-364.00	0.00	0.00	364.00	0.00
360 DESTINATION IMAGINATION CLUB	0.00	0.00	0.00	0.00	0.00
C ACADEMIC CLUBS Totals:	43,318.16	17,200.00	345.04	593.48	60,766.60
D CLUBS AND ORGANIZATIONS					
420 SNACK AND STITCH	-110.18	0.00	0.00	112.00	1.82
D CLUBS AND ORGANIZATIONS Totals:	-110.18	0.00	0.00	112.00	1.82
E SCHOOL CUSTODIAL ACCOUNTS					
520 SOCIAL/HOSPITALITY	1,760.06	0.00	50.00	0.00	1,710.06
530 PE/LOCK	1,454.91	0.00	0.00	0.00	1,454.91
540 HOME ARTS	221.10	0.00	0.00	0.00	221.10
550 INDUSTRIAL ARTS	13,218.25	0.00	63.07	0.00	13,155.18
560 ART CLASS	0.00	0.00	0.00	0.00	0.00

Current Cash Balance Report

Arranged by:

ALL Data

Group ID and Activity Number

Date: 08/01/2010 thru 08/31/2010

Activity Number and Name	Beginning Cash	Receipts	Disbursements	Adjustments	Cash Balance
580 LIBRARY	1,807.82	13.46	45.34	0.00	1,775.94
581 6A FIELD TRIP	-599.28	0.00	0.00	599.28	0.00
582 6B FIELD TRIP	-615.04	0.00	0.00	615.04	0.00
583 6C FIELD TRIP	-603.53	0.00	0.00	603.53	0.00
584 7A FIELD TRIP	-980.00	0.00	0.00	980.00	0.00
585 7B FIELD TRIP	-942.25	0.00	0.00	942.25	0.00
586 7C FIELD TRIP	-350.00	0.00	0.00	350.00	0.00
587 8A FIELD TRIP	0.00	0.00	0.00	0.00	0.00
588 8B FIELD TRIP	-1,582.00	0.00	0.00	1,582.00	0.00
589 8C FIELD TRIP	0.00	0.00	0.00	0.00	0.00
590 FRENCH FIELD TRIP	0.00	0.00	0.00	0.00	0.00
591 GERMAN FIELD TRIP	0.00	0.00	0.00	0.00	0.00
592 SPANISH FIELD TRIP	-1,352.40	0.00	0.00	1,352.40	0.00
593 HAL FIELD TRIPS	-1,468.85	0.00	0.00	1,468.85	0.00
594 AFTER SCHOOL PROGRAM	-19,905.65	0.00	9,220.16	29,504.00	378.19
595 SUMMER SCHOOL PROGRAM	-10.00	0.00	1,440.00	1,120.00	-330.00
596 BAND FIELD TRIPS	0.00	0.00	0.00	0.00	0.00
597 BAND ACTIVITIES	0.00	0.00	0.00	0.00	0.00
E SCHOOL CUSTODIAL ACCOUNTS Totals:	-9,946.86	13.46	10,818.57	39,117.35	18,365.38
F DISTRICT CUSTODIAL ACCOUNTS					
620 CONVENTION	0.00	0.00	0.00	0.00	0.00
F DISTRICT CUSTODIAL ACCOUNTS Totals:	0.00	0.00	0.00	0.00	0.00
G INVESTMENTS					
700 SAVINGS	-82,778.72	0.00	0.00	0.00	-82,778.72
710 INTEREST ON SAVINGS	58,376.72	0.00	0.00	0.00	58,376.72
G INVESTMENTS Totals:	-24,402.00	0.00	0.00	0.00	-24,402.00
Q FIELD TRIP FEES					
1581 6A FIELD TRIP	601.75	0.00	0.00	-601.75	0.00
1582 6B FIELD TRIPS	623.00	0.00	0.00	-623.00	0.00
1583 6C FIELD TRIPS	606.00	0.00	0.00	-606.00	0.00
1584 7A FIELD TRIPS	988.75	0.00	0.00	-988.75	0.00
1585 7B FIELD TRIPS	951.00	0.00	0.00	-951.00	0.00
1586 7C FIELD TRIPS	350.00	0.00	0.00	-350.00	0.00
1587 8A FIELD TRIPS	0.00	0.00	0.00	0.00	0.00
1588 8B FIELD TRIPS	1,582.00	0.00	0.00	-1,582.00	0.00
1589 8C FIELD TRIPS	0.00	0.00	0.00	0.00	0.00
1590 FRENCH FIELD TRIPS	0.00	0.00	0.00	0.00	0.00
1591 GERMAN FIELD TRIPS	0.00	0.00	0.00	0.00	0.00
1592 SPANISH FIELD TRIPS	1,307.00	0.00	0.00	-1,307.00	0.00
1593 HAL FIELD TRIPS	1,303.60	0.00	0.00	-1,303.60	0.00
1596 BAND FIELD TRIPS	0.00	0.00	0.00	0.00	0.00
Q FIELD TRIP FEES Totals:	8,313.10	0.00	0.00	-8,313.10	0.00
R CLUB FEES					
2320 YOUTH TO YOUTH CLUB	0.00	0.00	0.00	0.00	0.00
2335 ART CLUB	225.00	0.00	0.00	-225.00	0.00
2350 CHESS CLUB	0.00	0.00	0.00	0.00	0.00
2355 SPEECH CLUB	251.00	0.00	0.00	-251.00	0.00
2360 DESTINATION IMAGINATION CLUB	0.00	0.00	0.00	0.00	0.00
2420 SNACK AND STITCH CLUB	112.00	0.00	0.00	-112.00	0.00
R CLUB FEES Totals:	588.00	0.00	0.00	-588.00	0.00

Current Cash Balance Report

Arranged by:

ALL Data

Date: 08/01/2010 thru 08/31/2010

Group ID and Activity Number

Activity Number and Name	Beginning Cash	Receipts	Disbursements	Adjustments	Cash Balance
S ATHLETIC FEES					
3200 ATHLETICS	20,115.00	0.00	0.00	-20,115.00	0.00
3205 SUMMER BB CAMP	2,250.00	0.00	0.00	-2,250.00	0.00
S ATHLETIC FEES Totals:	<u>22,365.00</u>	<u>0.00</u>	<u>0.00</u>	<u>-22,365.00</u>	<u>0.00</u>
T AFTER SCHOOL PROGRAM FEES					
6594 AFTER SCHOOL PROGRAM	29,504.00	426.00	0.00	-29,504.00	426.00
6595 AFTER SCHOOL/SUMMER SCHOOL	1,120.00	330.00	0.00	-1,120.00	330.00
T AFTER SCHOOL PROGRAM FEES Totals:	<u>30,624.00</u>	<u>756.00</u>	<u>0.00</u>	<u>-30,624.00</u>	<u>756.00</u>
Report Totals:	<u>215,128.01</u>	<u>29,263.06</u>	<u>30,253.34</u>	<u>0.00</u>	<u>214,137.73</u>

Dena Schuch
Lori Jaska

9/14/10
 9-14-10

Current Cash Balance Report

ALL Data

Arranged by:

Date: 08/01/2010 thru 08/31/2010

Group ID and Activity Number

Activity Number and Name	Beginning Cash	Receipts	Disbursements	Adjustments	Cash Balance
A GENERAL FUNDS					
100 Vending (Student)	20,624.75	0.00	0.00	0.00	20,624.75
101 Vending (Pens & Pencils)	455.86	67.50	0.00	0.00	523.36
104 Vending (Staff)	124.83	0.00	450.00	0.00	-325.17
105 Parent Donations	89.90	0.00	0.00	0.00	89.90
110 General	10,484.18	7,080.99	3,575.43	475.19	14,464.93
111 Next Year Money	0.00	17,694.00	0.00	0.00	17,694.00
115 Stalnaker Book Orders	0.00	0.00	0.00	0.00	0.00
125 Maust Book Orders	0.00	0.00	0.00	0.00	0.00
127 Bunnell Book Orders	0.00	0.00	0.00	0.00	0.00
128 Butler Book Orders	0.00	0.00	0.00	0.00	0.00
130 MEF Scholarship	30.33	0.00	0.00	0.00	30.33
135 Hospitality/Courtesy Fund	560.57	0.00	296.68	0.00	263.89
A GENERAL FUNDS Totals:	32,370.42	24,842.49	4,322.11	475.19	53,365.99
B ATHLETICS					
210 Football	-2,837.27	0.00	1,570.48	2,345.00	-2,062.75
220 Basketball	2,251.97	0.00	90.98	4,315.00	6,475.99
230 Volleyball	-112.04	0.00	433.00	1,960.00	1,414.96
240 Wrestling	-4,140.56	0.00	0.00	575.00	-3,565.56
260 Track & Field	-4,880.26	0.00	343.80	5,590.00	365.94
B ATHLETICS Totals:	-9,718.16	0.00	2,438.26	14,785.00	2,628.58
C ACADEMIC CLUBS					
300 Annual	2,464.21	0.00	0.00	0.00	2,464.21
305 Art Club	-382.51	0.00	0.00	382.51	0.00
306 Chess Club	-329.28	0.00	0.00	165.00	-164.28
309 International Club	-185.21	0.00	0.00	185.21	0.00
310 Drama Club	3,200.16	0.00	0.00	925.00	4,125.16
315 Youth to Youth Club	-183.88	0.00	0.00	516.00	332.12
318 Mustang Mentors	-176.99	0.00	0.00	176.99	0.00
321 Scrapbook Club	0.00	0.00	0.00	0.00	0.00
330 Cross Country Club	-488.58	0.00	0.00	180.00	-308.58
335 Volunteer Club	-29.74	0.00	0.00	29.74	0.00
345 Robotics & Engineering Club	0.00	0.00	0.00	0.00	0.00
350 Forensics	-783.07	0.00	0.00	783.07	0.00
C ACADEMIC CLUBS Totals:	3,105.11	0.00	0.00	3,343.52	6,448.63
D CLUBS AND ORGANIZATIONS					
360 Stang Gang Spirit Club	92.85	0.00	0.00	0.00	92.85
400 Student Council	1,270.09	0.00	0.00	0.00	1,270.09
450 Mustang Scholar Retreat	-70,688.89	0.00	240.00	70,688.89	-240.00
D CLUBS AND ORGANIZATIONS Totals:	-69,325.95	0.00	240.00	70,688.89	1,122.94
E SCHOOL CUSTODIAL ACCOUNTS					
500 Art Projects	342.46	0.00	0.00	0.00	342.46
501 Band Contest/Clinic	-130.25	0.00	0.00	130.25	0.00
502 Swing Choir	-495.32	0.00	0.00	495.32	0.00
503 Honor Choir	0.00	0.00	0.00	0.00	0.00
504 Jazz Band	-63.73	0.00	0.00	63.73	0.00
506 6A Field Trips	0.00	0.00	0.00	0.00	0.00
507 6B Field Trips	0.00	0.00	0.00	0.00	0.00
508 7A Field Trips	0.00	0.00	0.00	0.00	0.00
509 7B Field Trips	0.00	0.00	0.00	0.00	0.00
510 8A Field Trips	0.00	0.00	0.00	0.00	0.00
511 8B Field Trips	0.00	0.00	0.00	0.00	0.00
512 Foreign Language Trip	-100.00	0.00	0.00	100.00	0.00

Current Cash Balance Report

ALL Data

Arranged by:

Date: 08/01/2010 thru 08/31/2010

Group ID and Activity Number

Activity Number and Name	Beginning Cash	Receipts	Disbursements	Adjustments	Cash Balance
513 Orchestra Contest/Clinic	-947.56	0.00	0.00	947.56	0.00
515 Fund Raising	32,467.25	10,826.00	0.00	-6,197.46	37,095.79
520 Gym Suits	0.00	0.00	0.00	0.00	0.00
525 Home Ec Projects	56.55	431.65	486.67	0.00	1.53
526 Honors Band	-145.22	0.00	0.00	145.22	0.00
527 HAL Field Trips	-50.00	0.00	0.00	50.00	0.00
530 Industrial Tech Projects	8,151.51	0.00	0.00	0.00	8,151.51
535 Instrument Rental	-875.00	0.00	0.00	875.00	0.00
545 Library Activities	1,562.72	54.33	364.52	0.00	1,252.53
550 Lock	0.00	0.00	0.00	0.00	0.00
555 Outdoor Education	-12,026.98	0.00	637.50	11,160.00	-1,504.48
570 Jump Start	-1,530.12	0.00	0.00	1,530.12	0.00
E SCHOOL CUSTODIAL ACCOUNTS Totals:	26,216.31	11,311.98	1,488.69	9,299.74	45,339.34
G INVESTMENTS					
700 Investments	-33,751.43	0.00	0.00	0.00	-33,751.43
710 Interest from Savings	4,944.17	0.00	0.00	0.00	4,944.17
G INVESTMENTS Totals:	-28,807.26	0.00	0.00	0.00	-28,807.26
Q FIELD TRIP FEES					
1400 Student Council	0.00	0.00	0.00	0.00	0.00
1506 6A Field Trips	0.00	0.00	0.00	0.00	0.00
1507 6B Field Trips	0.00	0.00	0.00	0.00	0.00
1508 7A Field Trips	0.00	0.00	0.00	0.00	0.00
1509 7B Field Trips	0.00	0.00	0.00	0.00	0.00
1510 8A Field Trips	0.00	0.00	0.00	0.00	0.00
1511 8B Field Trips	0.00	0.00	0.00	0.00	0.00
1512 Foreign Language Trip	100.00	0.00	0.00	-100.00	0.00
1527 HAL Field Trip	6.00	0.00	0.00	-6.00	0.00
1555 Outdoor Education	11,160.00	0.00	0.00	-11,160.00	0.00
1570 Jump Start	1,450.00	0.00	0.00	-1,450.00	0.00
Q FIELD TRIP FEES Totals:	12,716.00	0.00	0.00	-12,716.00	0.00
R CLUB FEES					
2305 Art Club	820.00	0.00	0.00	-820.00	0.00
2306 Chess Club	165.00	0.00	0.00	-165.00	0.00
2310 Drama Club	925.00	0.00	0.00	-925.00	0.00
2315 Youth to Youth	516.00	0.00	0.00	-516.00	0.00
2330 Cross Country Club	180.00	0.00	0.00	-180.00	0.00
2345 Robotics & Engineering Club	0.00	0.00	0.00	0.00	0.00
2350 Forensics	698.00	0.00	0.00	-698.00	0.00
2360 Stang Gang Spirit Club	0.00	0.00	0.00	0.00	0.00
2504 Jazz Band	66.00	0.00	0.00	-66.00	0.00
2513 Orchestra Contest/Clinic	736.34	0.00	0.00	-736.34	0.00
2526 Honors Band	0.00	0.00	0.00	0.00	0.00
2535 Instrument Rental	910.00	0.00	0.00	-910.00	0.00
R CLUB FEES Totals:	5,016.34	0.00	0.00	-5,016.34	0.00
S ATHLETIC FEES					
3010 Football	2,345.00	0.00	0.00	-2,345.00	0.00
3020 Basketball	4,285.00	30.00	0.00	-4,315.00	0.00
3030 Volleyball	1,935.00	25.00	0.00	-1,960.00	0.00
3040 Wrestling	575.00	0.00	0.00	-575.00	0.00
3060 Track & Field	5,590.00	0.00	0.00	-5,590.00	0.00
S ATHLETIC FEES Totals:	14,730.00	55.00	0.00	-14,785.00	0.00

Current Cash Balance Report

Date: 08/01/2010 thru 08/31/2010

Group ID and Activity Number

Activity Number and Name	Beginning Cash	Receipts	Disbursements	Adjustments	Cash Balance
T AFTER SCHOOL PROGRAM FEES					
4500 Mustang Scholar Retreat	66,075.00	0.00	0.00	-66,075.00	0.00
T AFTER SCHOOL PROGRAM FEES Totals:	66,075.00	0.00	0.00	-66,075.00	0.00
Report Totals:	52,377.81	36,209.47	8,489.06	0.00	80,098.22

Date: 08/01/2010 thru 08/31/2010

Activity Number and Name	Beginning Cash	Receipts	Disbursements	Adjustments	Cash Balance
A ACTIVITY GENERAL FUND					
100 Vending - Student	4,465.08	20.00	2,980.48	-139.75	1,364.85
101 Coffee & Water Machines	-946.16	520.00	145.95	0.00	-572.11
102 Building Beautification	0.00	0.00	0.00	0.00	0.00
103 Vending machines-staff	906.83	0.00	24.29	-264.30	618.24
110 General	734.18	112.00	790.38	1,158.12	1,213.92
150 Sweatshirt Sales	1,784.85	2,349.00	1,140.65	0.00	2,993.20
A ACTIVITY GENERAL FUND Totals:	6,944.78	3,001.00	5,081.75	754.07	5,618.10
B ATHLETICS/ACTIVITIES					
201 Athletics	-10,681.34	100.00	2,077.58	17,183.00	4,524.08
202 Athletics Assistance from Rotary	578.50	0.00	0.00	0.00	578.50
B ATHLETICS/ACTIVITIES Totals:	-10,102.84	100.00	2,077.58	17,183.00	5,102.58
C ACADEMIC CLUBS					
301 Yearbook	21,779.73	19,860.00	0.00	0.00	41,639.73
C ACADEMIC CLUBS Totals:	21,779.73	19,860.00	0.00	0.00	41,639.73
D CLUBS AND ORGANIZATIONS					
409 Craft Club	0.00	0.00	0.00	0.00	0.00
410 Student Council	6,415.92	0.00	0.00	0.00	6,415.92
413 Wits Clash/Knowledge Masters	4.02	0.00	0.00	0.00	4.02
425 Cooking Club	0.00	0.00	0.00	0.00	0.00
430 Sister Cities Club	56.95	0.00	0.00	0.00	56.95
501 TASC	-17,663.66	0.00	904.03	21,516.00	2,948.31
D CLUBS AND ORGANIZATIONS Totals:	-11,186.77	0.00	904.03	21,516.00	9,425.20
E ADMIN CUSTODIAL ACCOUNTS					
601 Employee Hospitality	-264.30	0.00	0.00	264.30	0.00
603 Gym Fees	514.80	861.00	0.00	0.00	1,375.80
605 Book Fines	11,203.69	9.80	386.75	0.00	10,826.74
606 Library	357.06	0.00	0.00	0.00	357.06
610 8th Grade Farewell	1,451.34	0.00	0.00	0.00	1,451.34
618 Counseling	112.36	54.75	0.00	0.00	167.11
E ADMIN CUSTODIAL ACCOUNTS Totals:	13,374.95	925.55	386.75	264.30	14,178.05
F ACADEMIC CUSTODIAL ACCOUNTS					
701 HAL	88.21	0.00	0.00	0.00	88.21
702 Industrial Technology	400.84	0.00	1,233.38	0.00	-832.54
703 Home Economics	639.42	0.00	0.00	0.00	639.42
704 TEAM 6A	90.83	0.00	0.00	-90.83	0.00
705 TEAM 6B	196.83	0.00	0.00	-196.83	0.00
706 TEAM 7A	143.03	0.00	0.00	-143.03	0.00
707 TEAM 7B	116.37	0.00	0.00	-116.37	0.00
708 TEAM 8A	192.16	0.00	25.73	-166.43	0.00
709 TEAM 8B	224.27	0.00	0.00	-224.27	0.00
710 TEAM 7C	106.46	0.00	0.00	-106.46	0.00
711 TEAM 6C	39.02	0.00	0.00	-39.02	0.00
712 TEAM 8C	74.88	0.00	0.00	-74.88	0.00
714 6th grade field trips/team days	-5,568.24	0.00	0.00	5,568.24	0.00
715 7th grade field trips/team days	-2,547.53	0.00	0.00	2,547.53	0.00
716 8th grade field trips/team days	-3,903.27	0.00	0.00	3,903.27	0.00
719 Music	87.64	1,680.00	450.06	0.00	1,317.58
720 Orchestra	-50.00	0.00	0.00	0.00	-50.00
722 Music field trips	1.00	0.00	0.00	0.00	1.00
723 Orchestra field trips	-1,294.74	0.00	0.00	766.00	-528.74
725 HAL Field trips	-853.84	0.00	0.00	1,060.80	206.96
728 Jump Start Program	-20.00	0.00	96.75	1,710.00	1,593.25
F ACADEMIC CUSTODIAL ACCOUNTS Totals:	-11,836.66	1,680.00	1,805.92	14,397.72	2,435.14

Date: 08/01/2010 thru 08/31/2010

Activity Number and Name	Beginning Cash	Receipts	Disbursements	Adjustments	Cash Balance
H INVESTMENTS					
905 Interest on checking	3,342.92	0.00	0.00	0.00	3,342.92
H INVESTMENTS Totals:	<u>3,342.92</u>	<u>0.00</u>	<u>0.00</u>	<u>0.00</u>	<u>3,342.92</u>
I FUNDRAISERS					
1000 Parent Donations	1,640.00	50.00	0.00	0.00	1,690.00
1002 MAGAZINE SALES	1,418.89	52.80	0.00	0.00	1,471.69
1003 Entertainment Books	1,827.46	0.00	0.00	-957.04	870.42
1004 J.C. Penney	0.00	0.00	0.00	0.00	0.00
1005 Target Donations	0.00	0.00	0.00	0.00	0.00
1006 Donations	10,045.51	0.00	0.00	0.00	10,045.51
1010 Coffee Fundraiser	0.00	0.00	0.00	0.00	0.00
I FUNDRAISERS Totals:	<u>14,931.86</u>	<u>102.80</u>	<u>0.00</u>	<u>-957.04</u>	<u>14,077.62</u>
Q Student Fees					
1205 6A field trips/team days	2,759.00	0.00	0.00	-2,759.00	0.00
1210 6B Field trips/team day	1,151.00	0.00	0.00	-1,151.00	0.00
1211 6C field trips/team days	1,210.00	0.00	0.00	-1,210.00	0.00
1215 7A Field trips/team day	421.00	0.00	0.00	-421.00	0.00
1220 7B Field trips/team day	1,636.50	0.00	0.00	-1,636.50	0.00
1225 7C Field trips/team days	203.50	0.00	0.00	-203.50	0.00
1230 8A Field trips/team days	1,680.00	0.00	0.00	-1,680.00	0.00
1235 8B Field trip/team days	1,416.00	0.00	0.00	-1,416.00	0.00
1240 8C Field trips/team days	585.00	0.00	0.00	-585.00	0.00
1245 Foreign Language Field Trips	0.00	0.00	0.00	0.00	0.00
1246 Sister Cities Club Field Trips	0.00	0.00	0.00	0.00	0.00
1260 HAL Field Trips	1,030.15	0.00	0.00	-1,060.80	-30.65
1280 Jump Start	1,630.00	80.00	0.00	-1,710.00	0.00
Q Student Fees Totals:	<u>13,722.15</u>	<u>80.00</u>	<u>0.00</u>	<u>-13,832.80</u>	<u>-30.65</u>
R Clubs/Activities					
2409 Craft Club Fees	35.05	0.00	0.00	0.00	35.05
2410 Cooking Club	0.00	0.00	0.00	0.00	0.00
R Clubs/Activities Totals:	<u>35.05</u>	<u>0.00</u>	<u>0.00</u>	<u>0.00</u>	<u>35.05</u>
S Athletic Fees					
3201 Athletics	17,183.00	3,840.00	0.00	-17,183.00	3,840.00
S Athletic Fees Totals:	<u>17,183.00</u>	<u>3,840.00</u>	<u>0.00</u>	<u>-17,183.00</u>	<u>3,840.00</u>
T After School Program Fees					
2501 TASC	28,756.00	8,194.00	0.00	-21,516.00	15,434.00
T After School Program Fees Totals:	<u>28,756.00</u>	<u>8,194.00</u>	<u>0.00</u>	<u>-21,516.00</u>	<u>15,434.00</u>
Z UNUSED ACCOUNTS					
104 Freedom Shrine Donations	0.00	0.00	0.00	0.00	0.00
105 Dummy Account	0.00	0.00	0.00	0.00	0.00
149 Discretionary Spending	0.00	0.00	0.00	0.00	0.00
203 Concert Supervision	0.00	0.00	0.00	0.00	0.00
302 Swing/Girls' Choir	0.00	0.00	0.00	0.00	0.00
303 Jazz Band	0.00	0.00	0.00	0.00	0.00
401 Art Club	0.00	0.00	0.00	0.00	0.00
402 Chess Club	0.00	0.00	0.00	0.00	0.00
403 Computer Club	0.00	0.00	0.00	0.00	0.00
404 Drama Club	0.00	0.00	0.00	0.00	0.00
405 Environmental Club	0.00	0.00	0.00	0.00	0.00
406 Golf Club	0.00	0.00	0.00	0.00	0.00
407 Student Newspaper	0.00	0.00	0.00	0.00	0.00
408 Science Club	0.00	0.00	0.00	0.00	0.00
411 Youth to Youth	0.00	0.00	0.00	0.00	0.00
412 Writing Club	0.00	0.00	0.00	0.00	0.00

Current Cash Balance Report

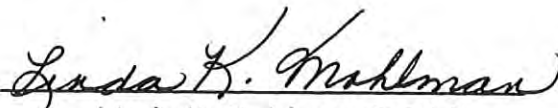
Date: 08/01/2010 thru 08/31/2010


Activity Number and Name	Beginning Cash	Receipts	Disbursements	Adjustments	Cash Balance
414 Ski Club	0.00	0.00	0.00	0.00	0.00
415 Photography Club	0.00	0.00	0.00	0.00	0.00
416 Literary Club	0.00	0.00	0.00	0.00	0.00
417 Summer Opportunities	0.00	0.00	0.00	0.00	0.00
418 Spirit Club	0.00	0.00	0.00	0.00	0.00
419 Engineering Club	0.00	0.00	0.00	0.00	0.00
420 Japanese Club	0.00	0.00	0.00	0.00	0.00
421 Dulcimer Club	0.00	0.00	0.00	0.00	0.00
604 Art	-139.75	0.00	0.00	139.75	0.00
607 Parent Pack Organization	0.00	0.00	0.00	0.00	0.00
608 Leadership Workshop	0.00	0.00	0.00	0.00	0.00
609 Parent Pack Resource	0.00	0.00	0.00	0.00	0.00
611 Directory Advertisements	0.00	0.00	0.00	0.00	0.00
612 Peer Tutor/Learning Center	0.00	0.00	0.00	0.00	0.00
713 Field Trips - balance from prior years	0.00	0.00	0.00	0.00	0.00
717 Exploratory Teams	0.00	0.00	0.00	0.00	0.00
718 Packtime	0.00	0.00	0.00	0.00	0.00
721 Band	0.00	0.00	0.00	0.00	0.00
724 Band field trips	0.00	0.00	0.00	0.00	0.00
726 Foreign Language Field Trips	0.00	0.00	0.00	0.00	0.00
727 Youth to Youth Field Trips	0.00	0.00	0.00	0.00	0.00
729 Summer School	0.00	0.00	0.00	0.00	0.00
800 Reimbursement account	0.00	0.00	0.00	0.00	0.00
801 Convention	0.00	0.00	0.00	0.00	0.00
802 Other District Custodial	0.00	0.00	0.00	0.00	0.00
1001 Auction	0.00	0.00	0.00	0.00	0.00
1007 Commercial Federal Donation	0.00	0.00	0.00	0.00	0.00
1008 Bemis Art Project	0.00	0.00	0.00	0.00	0.00
1009 Russell Night at Moe's	0.00	0.00	0.00	0.00	0.00
1100 PACKTime 6th grade	0.00	0.00	0.00	0.00	0.00
1102 PACKTime 7th grade	0.00	0.00	0.00	0.00	0.00
1103 PACKTime 8th grade	0.00	0.00	0.00	0.00	0.00
1250 Vocal Music Field Trips	0.00	0.00	0.00	0.00	0.00
1255 Orchestra Field Trips	766.00	0.00	0.00	-766.00	0.00
1265 Band Field Trips	0.00	0.00	0.00	0.00	0.00
1270 Journalism Field Trips	0.00	0.00	0.00	0.00	0.00
1275 Student Council Field Trips	0.00	0.00	0.00	0.00	0.00
1281 Youth to Youth Field Trips	0.00	0.00	0.00	0.00	0.00
1285 Summer School	0.00	0.00	0.00	0.00	0.00
2401 Art Club	0.00	0.00	0.00	0.00	0.00
2402 Chess Club	0.00	0.00	0.00	0.00	0.00
2420 Japanese Club	0.00	0.00	0.00	0.00	0.00
Z UNUSED ACCOUNTS Totals:	626.25	0.00	0.00	-626.25	0.00
Report Totals:	87,570.42	37,783.35	10,256.03	0.00	115,097.74

Current Cash Balance Report

Date: 08/01/2010 thru 08/31/2010

Activity Number and Name	Beginning Cash	Receipts	Disbursements	Adjustments	Cash Balance
A General Funds					
100 General Account	3,212.51	0.00	38.34	5.26	3,179.43
110 Interest Earned - Checking	3.75	1.51	0.00	-5.26	0.00
120 Staff Vending	3,927.00	0.00	0.00	0.00	3,927.00
A General Funds Totals:	<u>7,143.26</u>	<u>1.51</u>	<u>38.34</u>	<u>0.00</u>	<u>7,106.43</u>
Report Totals:	<u>7,143.26</u>	<u>1.51</u>	<u>38.34</u>	<u>0.00</u>	<u>7,106.43</u>


Linda K. Mohlman, DSAC
Executive Secretary


Angie Mercier, Principal
Millard Horizon High School

Current Cash Balance Report

ALL Data

Arranged by:

Date: 08/01/2010 thru 08/31/2010

Group ID and Activity Number

Activity Number and Name	Beginning Cash	Receipts	Disbursements	Adjustments	Cash Balance
A ACTIVITY GENERAL					
100 PRIOR YEARS VENDING	77,014.40	0.00	2,773.21	0.00	74,241.19
105 MUSTANG MANIA GRANTS	7,263.83	0.00	670.22	0.00	6,593.61
110 GENERAL	7,437.72	252.38	1,238.12	0.00	6,451.98
115 MIT	53.88	0.00	22.36	0.00	31.52
120 ACTIVITIES SUPPORT	0.00	0.00	0.00	0.00	0.00
146 COKE/FOOD SERVICE	0.00	0.00	0.00	0.00	0.00
170 INTEREST OF CD'S	114,957.20	0.00	0.00	0.00	114,957.20
180 BANK CHARGES/INTEREST ON CHECKING	1,329.27	0.00	430.78	0.00	898.49
185 INTEREST ON MM FUND	27,609.25	66.93	0.00	0.00	27,676.18
190 MN SITE IMPROVEMENTS	37.46	0.00	0.00	0.00	37.46
225 MIGHTY MASCOT	241.35	0.00	0.00	0.00	241.35
A ACTIVITY GENERAL Totals:	235,944.36	319.31	5,134.69	0.00	231,128.98
B ATHLETICS/ACTIVITIES					
199 ATHLETIC GATE RECEIPTS	0.00	3,122.00	2,475.00	0.00	647.00
200 ACTIVITIES TRANSPORTATION	0.00	630.84	11.22	0.00	619.62
201 CONCESSIONS	0.00	0.00	-132.00	0.00	132.00
202 ATHLETICS	21,470.27	425.00	103.96	0.00	21,791.31
203 SPORT FEES	0.00	0.00	0.00	0.00	0.00
204 ACTIVITY TICKETS	0.00	18,015.00	20.00	0.00	17,995.00
205 ATHLETIC CLOTHING	0.00	1,022.00	1,196.00	40.00	-134.00
206 BASEBALL	0.00	0.00	0.00	0.00	0.00
207 BASKETBALL-BOYS	0.00	0.00	0.00	0.00	0.00
208 BASKETBALL - GIRLS	0.00	0.00	0.00	0.00	0.00
209 CROSS COUNTRY	0.00	0.00	0.00	0.00	0.00
211 FOOTBALL	0.00	0.00	0.00	0.00	0.00
212 GOLF	0.00	0.00	322.00	0.00	-322.00
213 SOCCER - BOYS	0.00	0.00	0.00	0.00	0.00
214 SOCCER - GIRLS	0.00	0.00	0.00	0.00	0.00
216 SOFTBALL	0.00	0.00	150.00	0.00	-150.00
217 SWIMMING	0.00	0.00	0.00	0.00	0.00
218 TENNIS	0.00	0.00	0.00	0.00	0.00
219 TRACK - BOYS	0.00	0.00	0.00	0.00	0.00
220 ENTRY FEES	0.00	265.00	0.00	0.00	265.00
221 TRACK - GIRLS	0.00	0.00	0.00	0.00	0.00
222 VOLLEYBALL	0.00	0.00	0.00	0.00	0.00
223 WRESTLING	0.00	0.00	0.00	0.00	0.00
224 ATHLETIC TRAINING	0.00	0.00	0.00	0.00	0.00
226 CHEERLEADING	0.00	0.00	0.00	0.00	0.00
227 DANCE TEAM	0.00	0.00	1,180.00	0.00	-1,180.00
228 FUTURE IMPROVEMENTS	11,972.91	0.00	0.00	0.00	11,972.91
230 OFFICIALS	0.00	0.00	660.00	0.00	-660.00
235 DEBATE TRANSPORTATION	0.00	0.00	0.00	0.00	0.00
240 FORENSIC TRANSPORTATION	0.00	0.00	0.00	0.00	0.00
250 BAND/ORCHESTRA TRANSPORTATION	0.00	0.00	0.00	0.00	0.00
260 SHOW CHOIR TRANSPORTATION	0.00	0.00	1,350.00	0.00	-1,350.00
B ATHLETICS/ACTIVITIES Totals:	33,443.18	23,479.84	7,336.18	40.00	49,626.84
C ACADEMIC CLUBS					
301 DECA	0.00	0.00	100.00	0.00	-100.00
302 FRENCH CLUB	496.10	0.00	0.00	0.00	496.10
303 LATIN CLUB	724.15	0.00	0.00	0.00	724.15
305 SPANISH CLUB	193.22	0.00	0.00	0.00	193.22

Current Cash Balance Report

ALL Data

Arranged by:

Date: 08/01/2010 thru 08/31/2010

Group ID and Activity Number

Activity Number and Name	Beginning Cash	Receipts	Disbursements	Adjustments	Cash Balance
306 PRIOR YRS YEARBOOK	0.00	0.00	0.00	0.00	0.00
307 GERMAN CLUB	125.58	0.00	0.00	0.00	125.58
308 YEARBOOK/STAMPEDE	50.00	87,903.00	70.00	0.00	87,883.00
309 NEWSPAPER/HOOFBEAT	1,901.42	85.00	0.00	0.00	1,986.42
311 ASTRONOMY CLUB	99.65	0.00	0.00	0.00	99.65
314 HISTORY CLUB	2,091.78	35.00	0.00	0.00	2,126.78
315 SPIRIT SHOP	9,835.26	12,762.20	3,861.65	-870.00	17,865.81
316 FCCLA	4,758.29	0.00	24.50	0.00	4,733.79
317 MATH CLUB	-1.18	0.00	0.00	0.00	-1.18
318 CHEMISTRY CLUB	68.50	0.00	0.00	0.00	68.50
325 VIA	1,462.17	0.00	0.00	0.00	1,462.17
515 JAPANESE CLUB	0.00	0.00	0.00	0.00	0.00
524 MULTI-CAT	121.81	0.00	0.00	0.00	121.81
614 BROADCAST CLUB	0.00	0.00	0.00	0.00	0.00
615 SKILLS USA	3,058.84	0.00	0.00	0.00	3,058.84
C ACADEMIC CLUBS Totals:	24,985.59	100,785.20	4,056.15	-870.00	120,844.64
D CLUBS AND ORGANIZATIONS					
310 VARSITY/JV CHEER FUNDRAISER	496.37	32.00	406.50	0.00	121.87
402 CHEER/DANCE UNIFORMS	20,395.92	1,790.00	19,995.90	0.00	2,190.02
403 CHEER/DANCE CAMPS	835.00	0.00	0.00	0.00	835.00
406 DANCE TEAM FUNDRAISER	1,101.77	12,826.00	9,591.62	0.00	4,336.15
407 BASEBALL FR	2,930.16	0.00	0.00	0.00	2,930.16
408 INTERNATIONAL THESPIANS	545.00	0.00	0.00	0.00	545.00
409 CHESS CLUB	896.08	0.00	0.00	0.00	896.08
410 CROSS COUNTRY FR	56.31	0.00	0.00	0.00	56.31
411 FOOTBALL FR	1,398.30	0.00	500.00	0.00	898.30
412 BOYS TRACK FR	8.78	0.00	0.00	0.00	8.78
414 GIRLS GOLF FR	951.33	0.00	0.00	0.00	951.33
417 BOYS SOCCER FR	39.06	0.00	0.00	0.00	39.06
418 GIRLS SWIM	57.42	0.00	0.00	0.00	57.42
419 SOFTBALL FR	1,328.02	239.00	433.25	0.00	1,133.77
420 SWIM FR	1,849.35	0.00	0.00	0.00	1,849.35
421 TENNIS FR	0.00	0.00	0.00	0.00	0.00
422 GIRLS TRACK FR	2,843.06	0.00	0.00	0.00	2,843.06
423 VOLLEYBALL FUNDRAISER	7,167.39	19,222.00	675.00	0.00	25,714.39
424 BOYS SWIM	206.74	0.00	49.00	0.00	157.74
425 LITERARY MAGAZINE	1,896.18	0.00	0.00	0.00	1,896.18
426 BAND	8,117.64	5,499.50	693.80	0.00	12,923.34
427 FLAGS	1,193.89	1,306.00	1,656.44	0.00	843.45
429 AMNESTY INTERNATIONAL	597.94	0.00	0.00	0.00	597.94
430 SHOW CHOIR	16,845.91	0.00	1,301.43	0.00	15,544.48
431 ORCHESTRA	922.02	10.00	0.00	0.00	932.02
432 STUDENT COUNCIL	23,260.64	0.00	1,163.50	0.00	22,097.14
434 JUNIOR CLASS BOARD	23,415.59	0.00	400.00	0.00	23,015.59
435 SENIOR CLASS BOARD	3,988.03	0.00	0.00	0.00	3,988.03
437 NATIONAL HONOR SOCIETY	2,628.06	0.00	145.73	0.00	2,482.33
439 DEVELOPMENTAL ASSETS	220.14	0.00	0.00	35.00	255.14
440 MUSTANG MENTOR	1,802.20	245.00	1,194.90	795.00	1,647.30
441 DIVERSITY CLUB/STEP UP	204.60	0.00	0.00	0.00	204.60
444 INTRAMURAL SOCCER	-59.75	1,125.00	0.00	0.00	1,065.25
450 INTRAMURALS BASKETBALL	16.32	0.00	0.00	0.00	16.32
451 INTRAMURAL VOLLEYBALL	3.00	0.00	0.00	0.00	3.00

Current Cash Balance Report

ALL Data

Date: 08/01/2010 thru 08/31/2010

Arranged by:
Group ID and Activity Number

Activity Number and Name	Beginning Cash	Receipts	Disbursements	Adjustments	Cash Balance
456 BOYS GOLF F/R	821.47	0.00	0.00	0.00	821.47
459 BOYS BASKETBALL CAMP	1,103.49	0.00	100.00	0.00	1,003.49
466 WRESTLING FUNDRAISER	747.20	0.00	106.52	0.00	640.68
480 BAND TRIP	0.00	0.00	0.00	0.00	0.00
500 NFL ACCOUNT	3,814.71	0.00	316.00	0.00	3,498.71
520 GIRLS BASKETBALL CAMP	2,823.12	0.00	1,056.70	0.00	1,766.42
600 GIRLS SOCCER F/R	456.79	0.00	0.00	0.00	456.79
D CLUBS AND ORGANIZATIONS Totals:	137,925.25	42,294.50	39,786.29	830.00	141,263.46
E ADMIN CUSTODIAL ACCOUNTS					
601 COURTESY	1,596.63	2,404.50	50.00	0.00	3,951.13
602 CAREER DEVELOPMENT	186.94	0.00	0.00	0.00	186.94
603 PARKING STICKERS	0.00	25,917.00	851.33	0.00	25,065.67
605 FIELDTRIPS	0.00	0.00	1,550.00	0.00	-1,550.00
606 AFTER PROM	4.31	0.00	0.00	0.00	4.31
607 ART	1,539.47	0.00	0.00	0.00	1,539.47
608 GYM FEES	6,805.42	413.00	0.00	0.00	7,218.42
609 ART/SCHIMENTI	173.96	0.00	0.00	0.00	173.96
610 BOOK FINES & OTHER UNPAID OBLIGATIONS	16,224.87	3,301.85	6,222.29	0.00	13,304.43
611 INDUSTRIAL TECH	1,931.87	0.00	0.00	0.00	1,931.87
612 STAFF VENDING	1,399.00	0.00	476.93	0.00	922.07
613 LIBRARY	1,365.62	291.95	505.97	0.00	1,151.60
616 TRANSCRIPT FEES	1,792.43	2,390.00	175.43	0.00	4,007.00
617 POOL	3,827.81	450.00	0.00	0.00	4,277.81
621 PE FIELDTRIPS	0.00	0.00	0.00	0.00	0.00
625 AP EXAMS	15,208.74	384.00	344.00	0.00	15,248.74
629 IB	616.76	0.00	0.00	0.00	616.76
630 IB FUND-RAISING	1,051.85	0.00	0.00	0.00	1,051.85
631 PSAT EXAM	0.00	0.00	0.00	0.00	0.00
675 SALBERG FIELDTRIPS	0.00	0.00	0.00	0.00	0.00
680 OTT FIELDTRIPS	0.00	0.00	0.00	0.00	0.00
E ADMIN CUSTODIAL ACCOUNTS Totals:	53,725.68	35,552.30	10,175.95	0.00	79,102.03
F ACADEMIC CUSTODIAL ACCOUNTS					
300 DEBATE	614.54	0.00	0.00	0.00	614.54
321 DRAMA	3,928.90	0.00	0.00	0.00	3,928.90
622 SPEECH	795.00	0.00	100.00	0.00	695.00
701 MANTARO/GRANT	0.00	0.00	0.00	0.00	0.00
750 FCS	404.78	0.00	0.00	0.00	404.78
751 ALEKS MATH PROGRAM	66.83	0.00	0.00	0.00	66.83
755 SENIOR CLASS ACTIVITIES	17,327.74	0.00	953.40	0.00	16,374.34
770 ADVERTISING	15.42	0.00	0.00	0.00	15.42
F ACADEMIC CUSTODIAL ACCOUNTS Totals:	23,153.21	0.00	1,053.40	0.00	22,099.81
G DISTRICT CUSTODIAL ACCOUNTS					
872 LEADERS SCHOLARSHIP	701.31	0.00	0.00	0.00	701.31
G DISTRICT CUSTODIAL ACCOUNTS Totals:	701.31	0.00	0.00	0.00	701.31
Q EXTRACURRICULAR					
1000 FIELDTRIPS	0.00	0.00	0.00	0.00	0.00
1002 PE FIELDTRIPS	0.00	0.00	0.00	0.00	0.00
1005 BAND TRIP	0.00	0.00	0.00	0.00	0.00
1010 DC TRIP	0.00	0.00	0.00	0.00	0.00
1200 SCIENCE FIELDTRIP	0.00	0.00	0.00	0.00	0.00
1300 DEBATE TRIPS	0.00	0.00	0.00	0.00	0.00
1301 DECA TRIPS	0.00	980.00	0.00	0.00	980.00

Current Cash Balance Report

ALL Data

Date: 08/01/2010 thru 08/31/2010

Arranged by:
Group ID and Activity Number

Activity Number and Name	Beginning Cash	Receipts	Disbursements	Adjustments	Cash Balance
1302 FRENCH CLUB	0.00	0.00	0.00	0.00	0.00
1303 LATIN CLUB	0.00	0.00	0.00	0.00	0.00
1305 SPANISH CLUB	0.00	0.00	0.00	0.00	0.00
1307 GERMAN CLUB	0.00	0.00	0.00	0.00	0.00
1314 HISTORY CLUB TRIP	0.00	0.00	0.00	0.00	0.00
1316 FCCLA CLUB	0.00	50.00	0.00	0.00	50.00
1408 THESPIAN/DRAMA CLUB	0.00	0.00	0.00	0.00	0.00
1430 CHORAL TRIP	0.00	0.00	0.00	0.00	0.00
1431 ORCHESTRA TRIP	0.00	0.00	0.00	0.00	0.00
1450 INTRAMURALS	0.00	0.00	0.00	0.00	0.00
1515 JAPANESE CLUB	0.00	0.00	0.00	0.00	0.00
1615 SKILLS USA	0.00	200.00	0.00	0.00	200.00
1622 FORENSIC TRIP	0.00	0.00	0.00	0.00	0.00
1675 SALBERG FIELDTRIPS	0.00	0.00	0.00	0.00	0.00
1680 OTT FIELDTRIPS	0.00	0.00	0.00	0.00	0.00
2000 MUSIC ALLSTATE FEES	0.00	0.00	0.00	0.00	0.00
5000 SPORTS PARTICIPATION FEE	0.00	53,040.00	0.00	0.00	53,040.00
5230 ONE ACT PARTICIPATION FEE	0.00	0.00	0.00	0.00	0.00
5235 DEBATE PARTICIPATION FEE	0.00	0.00	0.00	0.00	0.00
5240 FORENSIC PARTICIPATION FEE	0.00	0.00	0.00	0.00	0.00
5260 CHORAL PARTICIPATION FEE	0.00	0.00	0.00	0.00	0.00
Q EXTRACURRICULAR Totals:	0.00	54,270.00	0.00	0.00	54,270.00
R POST SECONDARY EDUCATION					
6625 AP EXAM FEES	0.00	0.00	0.00	0.00	0.00
6629 IB EXAM FEES	0.00	0.00	0.00	0.00	0.00
6631 PSAT EXAM	0.00	0.00	0.00	0.00	0.00
R POST SECONDARY EDUCATION Totals:	0.00	0.00	0.00	0.00	0.00
S BANKING					
999 STARTING CASH	-600.00	100.00	400.00	0.00	-900.00
S BANKING Totals:	-600.00	100.00	400.00	0.00	-900.00
Z INVESTMENTS					
900 CERTIFICATES OF DEPOSITS	-312,005.34	0.00	0.00	0.00	-312,005.34
905 MONEY MARKET FUND	-157,567.41	0.00	66.93	0.00	-157,634.34
Z INVESTMENTS Totals:	-469,572.75	0.00	66.93	0.00	-469,639.68
Report Totals:	39,705.83	256,801.15	68,009.59	0.00	228,497.39

Current Cash Balance Report

Date: 08/01/2010 thru 08/31/2010

Group ID and Activity Number

Activity Number and Name	Beginning Cash	Receipts	Disbursements	Adjustments	Cash Balance
A GENERAL ACCOUNT EXPENSES					
109 Public Relations	0.00	0.00	0.00	0.00	0.00
115 General Account	0.00	0.00	0.00	0.00	0.00
117 Damage and Loss Property	0.00	0.00	0.00	0.00	0.00
120 Extracurr Transportation	0.00	0.00	121.55	0.00	-121.55
121 Athletic Transportation	0.00	0.00	176.22	0.00	-176.22
140 Technology	0.00	0.00	0.00	0.00	0.00
142 Equipment Replacement / Repair	0.00	0.00	0.00	0.00	0.00
143 Building Maintenance	0.00	0.00	55.00	0.00	-55.00
144 Pride Time	0.00	0.00	0.00	0.00	0.00
146 Academic Awards	0.00	0.00	0.00	0.00	0.00
147 Activity Support/Projects	0.00	0.00	0.00	0.00	0.00
148 Teachers Grants/Awards	1,000.00	0.00	0.00	0.00	1,000.00
151 Personnel Support	0.00	0.00	2,575.32	0.00	-2,575.32
154 Student Recognition Incentive	0.00	0.00	0.00	0.00	0.00
166 Wellness	26.86	1,095.00	0.00	0.00	1,121.86
199 Miscellaneous Bank Charges	0.00	0.00	0.00	0.00	0.00
A GENERAL ACCOUNT EXPENSES Totals:	1,026.86	1,095.00	2,928.09	0.00	-806.23
B GENERAL ACCOUNT REVENUE					
100 Vending Machines-Coca-Cola	0.00	0.00	0.00	0.00	0.00
104 Staff Coke Fund	1,062.81	0.00	0.00	0.00	1,062.81
105 Sanitary Machines	0.00	35.50	0.00	0.00	35.50
152 Other Revenue	0.00	210.00	2,474.00	0.00	-2,264.00
153 Graduation Revenue	0.00	0.00	0.00	0.00	0.00
155 PAYBAC Partners	862.76	0.00	0.00	0.00	862.76
158 Capital Outlay	73,711.54	0.00	0.00	0.00	73,711.54
190 Misc. Bank Credit Adjustments	0.00	0.00	0.00	0.00	0.00
901 Interest on Bus MM	0.00	0.00	0.00	0.00	0.00
902 Interest on Business Checking	0.00	0.00	0.00	0.00	0.00
B GENERAL ACCOUNT REVENUE Totals:	75,637.11	245.50	2,474.00	0.00	73,408.61
C ATHLETICS					
201 Concessions	0.00	6,867.11	0.00	0.00	6,867.11
202 Athletics	0.00	334.70	3,209.27	0.00	-2,874.57
203 Athletic Gate Receipts	0.00	11,116.00	0.00	0.00	11,116.00
204 Athletic Clothing	0.00	0.00	0.00	0.00	0.00
206 Activity Tickets	0.00	13,535.00	0.00	0.00	13,535.00
207 Participation Fee	0.00	0.00	0.00	0.00	0.00
208 Sport Facility Use	0.00	0.00	0.00	0.00	0.00
210 Athletic Capital Outlay	285,788.72	0.00	0.00	0.00	285,788.72
211 Activities	0.00	0.00	0.00	0.00	0.00
212 Athletic Fundraisers	0.00	0.00	0.00	0.00	0.00
213 Summer Clinics	0.00	0.00	0.00	0.00	0.00
214 Little Dribblers	3.21	0.00	0.00	0.00	3.21
216 Strength and Conditioning	0.00	95.00	0.00	0.00	95.00
220 Football	0.00	0.00	986.06	0.00	-986.06
221 Volleyball	0.00	0.00	310.89	0.00	-310.89
222 Softball	0.00	0.00	994.20	0.00	-994.20
223 Tennis (Boys)	0.00	0.00	110.00	0.00	-110.00
224 Tennis (Girls)	0.00	0.00	0.00	0.00	0.00
225 Golf (Boys)	0.00	0.00	0.00	0.00	0.00
226 Golf (Girls)	0.00	0.00	204.72	0.00	-204.72
227 Wrestling	0.00	34.00	0.00	0.00	34.00

Current Cash Balance Report

Date: 08/01/2010 thru 08/31/2010

Group ID and Activity Number

Activity Number and Name	Beginning Cash	Receipts	Disbursements	Adjustments	Cash Balance
228 Soccer (Boys)	0.00	0.00	0.00	0.00	0.00
229 Soccer (Girls)	0.00	0.00	0.00	0.00	0.00
230 Baseball	0.00	40.00	0.00	0.00	40.00
231 Cross Country (Boys)	0.00	0.00	270.94	0.00	-270.94
232 Basketball (Boys)	0.00	0.00	0.00	0.00	0.00
233 Track (Boys)	0.00	0.00	0.00	0.00	0.00
234 Swimming (Boys)	0.00	0.00	0.00	0.00	0.00
235 NSAA Competitions	0.00	0.00	0.00	0.00	0.00
240 Athletic Training	0.00	400.00	500.00	0.00	-100.00
241 Cross Country (Girls)	0.00	0.00	270.94	0.00	-270.94
242 Basketball (Girls)	0.00	0.00	0.00	0.00	0.00
243 Track (Girls)	0.00	0.00	0.00	0.00	0.00
244 Swimming (Girls)	0.00	0.00	0.00	0.00	0.00
915 Interest-Athletic Activity MM	0.00	0.00	0.00	0.00	0.00
2200 Summer Football	8,216.44	195.00	777.86	0.00	7,633.58
2221 Summer Volleyball	2,899.16	0.00	2,656.05	0.00	243.11
2222 Summer Softball	3,329.44	1,275.00	1,160.13	0.00	3,444.31
2228 Summer Boys Soccer	43.87	0.00	0.00	0.00	43.87
2229 Summer Girls Soccer	470.71	0.00	0.00	0.00	470.71
2230 Summer Baseball	176.40	0.00	0.00	0.00	176.40
2231 Summer Girls Basketball	3,385.86	0.00	1,396.27	0.00	1,989.59
2232 Summer Boys Basketball	3,612.70	0.00	0.00	0.00	3,612.70
C ATHLETICS Totals:	307,926.51	33,891.81	12,847.33	0.00	328,970.99
D ORGANIZATIONS AND CLUBS					
301 DECA	1,183.52	4,097.60	766.50	0.00	4,514.62
302 French Club	1,257.62	0.00	0.00	0.00	1,257.62
303 LEO Club	4.35	144.00	0.00	-134.00	14.35
305 Spanish Club	112.30	0.00	0.00	0.00	112.30
306 World Language	345.30	0.00	0.00	0.00	345.30
307 German Club	652.83	15.50	0.00	0.00	668.33
310 Squashfest	3,186.65	0.00	0.00	0.00	3,186.65
311 Environmental Club	3,991.67	0.00	0.00	0.00	3,991.67
312 Forensics	1,754.10	22.00	0.00	0.00	1,776.10
314 Newspaper	8,677.76	126.00	0.00	0.00	8,803.76
315 Debate	2,129.08	0.00	950.00	0.00	1,179.08
316 Art Club	32.26	0.00	0.00	0.00	32.26
317 Play Production	1,752.13	0.00	200.00	0.00	1,552.13
318 Thespians	0.00	0.00	0.00	0.00	0.00
319 Athletic Trainers	-65.45	0.00	0.00	0.00	-65.45
385 Culinary Competition	0.00	0.00	0.00	0.00	0.00
395 Fashion Merchandising	5.08	0.00	0.00	0.00	5.08
399 Auditorium Manager	0.00	0.00	710.00	0.00	-710.00
409 Band Dept Trips	939.93	0.00	0.00	0.00	939.93
410 Band	16,235.45	465.88	306.64	0.00	16,394.69
411 Choir	1,329.74	0.00	0.00	0.00	1,329.74
412 Orchestra	5,896.31	0.00	314.82	0.00	5,581.49
413 Entertainment Books	0.00	0.00	0.00	0.00	0.00
414 Band Fundraising	0.00	0.00	0.00	0.00	0.00
415 Choir Fundraising	0.00	0.00	0.00	0.00	0.00
416 Orchestra Fundraising	0.00	0.00	0.00	0.00	0.00
481 Senior Class	1,895.55	0.00	0.00	0.00	1,895.55
482 Junior Class	259.35	40.00	-40.00	0.00	339.35

Current Cash Balance Report

Date: 08/01/2010 thru 08/31/2010

Group ID and Activity Number

Activity Number and Name	Beginning Cash	Receipts	Disbursements	Adjustments	Cash Balance
499 VICA-Skills USA	-48.67	75.90	0.00	0.00	27.23
500 PATRIOT PHOTO	587.84	0.00	0.00	0.00	587.84
501 Student Council	-1,935.94	1,293.81	1,037.55	0.00	-1,679.68
502 National Honor Society	5,483.61	0.00	0.00	0.00	5,483.61
503 Drama Club	128.50	0.00	0.00	0.00	128.50
504 Literary Magazine	754.14	0.00	0.00	0.00	754.14
506 Chess Club	39.10	0.00	0.00	0.00	39.10
507 40 Assels	1,707.18	0.00	134.12	134.00	1,707.06
515 Dance Team	-4,381.50	200.00	1,960.81	0.00	-6,142.31
516 Cheerleading-Varsity	6,190.21	4,175.00	1,798.00	0.00	8,567.21
517 Cheerleading-JV	72.72	0.00	84.00	0.00	-11.28
518 Cheerleading-Freshman	217.94	0.00	0.00	0.00	217.94
519 Cheerleading Uniforms	11,374.90	2,780.00	26,500.65	0.00	-12,345.75
525 Prior Yrs Yearbook	8,804.48	0.00	0.00	0.00	8,804.48
527 Yearbook 09-10	7,836.28	0.00	5,998.44	0.00	1,837.84
528 Yearbook 10-11	0.00	20,135.00	0.00	0.00	20,135.00
555 FCCLA	188.15	0.00	0.00	0.00	188.15
556 Future Educators of America	21.42	0.00	0.00	0.00	21.42
560 Patriot Post	20,374.71	17,406.50	7,324.84	0.00	30,456.37
580 International Leaders Club	66.67	0.00	0.00	0.00	66.67
590 Diversity Club	0.00	0.00	0.00	0.00	0.00
595 HOSA	96.80	0.00	0.00	0.00	96.80
2528 Yearbook	0.00	0.00	0.00	0.00	0.00
D ORGANIZATIONS AND CLUBS Totals:	109,154.07	50,977.19	48,046.37	0.00	112,084.89
E ADMINISTRATIVE CUSTODIAL					
599 Intramurals	103.61	0.00	93.60	0.00	10.01
601 Staff Courtesy Fund	814.92	1,670.00	207.50	0.00	2,277.42
602 Parking	3,211.98	16,345.00	35.00	0.00	19,521.98
603 Field Trips	0.00	0.00	0.00	0.00	0.00
605 Pool Maintenance	2,988.16	880.00	590.27	0.00	3,277.89
607 Book Fines	18,205.75	3,161.50	6,954.76	0.00	14,412.49
610 Information Center	107.68	0.00	54.85	0.00	52.83
611 Advanced Placement	22,109.06	0.00	0.00	0.00	22,109.06
613 Counseling Center	1,209.41	252.00	288.00	0.00	1,173.41
614 Transcripts	0.00	0.00	0.00	0.00	0.00
615 PSAT	107.61	0.00	0.00	0.00	107.61
616 Clearing Account	0.00	0.00	0.00	0.00	0.00
621 Graphics Tech	5.00	0.00	0.00	0.00	5.00
622 Construction Tech	-56.57	0.00	0.00	0.00	-56.57
623 Manufacturing Tech	839.61	0.00	0.00	0.00	839.61
624 Foundation Tech	152.41	0.00	0.00	0.00	152.41
628 Athletic Trainers Class	0.25	0.00	0.00	0.00	0.25
630 Social Studies Texts	1,668.39	224.72	0.00	0.00	1,893.11
632 Lock Replacement	679.84	35.00	0.00	0.00	714.84
635 Library Book Fines	598.72	356.61	57.63	0.00	897.70
636 Freshman Transition Day	0.00	0.00	0.00	0.00	0.00
640 Student ID Card Fee	116.16	0.00	0.00	0.00	116.16
641 School Planners	50.00	0.00	0.00	0.00	50.00
645 Family Consumer Science	16.50	0.00	0.00	0.00	16.50
648 MOBA Playhouse	362.76	0.00	0.00	0.00	362.76
656 Technology Magnet	7.64	0.00	0.00	0.00	7.64
660 PAEMST-Science National Award	0.00	0.00	0.00	0.00	0.00

Current Cash Balance Report

Date: 08/01/2010 thru 08/31/2010

Group ID and Activity Number

Activity Number and Name	Beginning Cash	Receipts	Disbursements	Adjustments	Cash Balance
679 New Frontier Book Fines	32.70	0.00	0.00	0.00	32.70
680 New Frontier (Grants/Donations)	12.03	0.00	0.00	0.00	12.03
681 New Frontier Chuck Wagon	250.94	0.00	176.46	0.00	74.48
682 New Frontier Activity	75.11	0.00	0.00	0.00	75.11
683 Graduation Expense	0.00	0.00	0.00	0.00	0.00
684 Post-Prom	0.00	0.00	0.00	0.00	0.00
686 Contributions/Gifts	0.00	0.00	0.00	0.00	0.00
687 Next Frontier	0.00	0.00	0.00	0.00	0.00
688 New Addition	0.00	0.00	0.00	0.00	0.00
689 SpEd Activity	156.89	0.00	0.00	0.00	156.89
E ADMINISTRATIVE CUSTODIAL Totals:	53,826.56	22,924.83	8,458.07	0.00	68,293.32
Q Extracurricular Activities					
1000 Field Trips	0.00	238.00	0.00	0.00	238.00
2301 DECA	0.00	0.00	0.00	0.00	0.00
2302 French Club	0.00	0.00	0.00	0.00	0.00
2303 LEO Club	0.00	0.00	0.00	0.00	0.00
2305 Spanish Club	0.00	0.00	0.00	0.00	0.00
2306 World Language	0.00	0.00	0.00	0.00	0.00
2307 German Club	0.00	0.00	0.00	0.00	0.00
2310 Squash Fest	0.00	0.00	0.00	0.00	0.00
2312 Forensics	0.00	0.00	0.00	0.00	0.00
2314 Journalism Trip	0.00	0.00	0.00	0.00	0.00
2315 Debate	0.00	0.00	0.00	0.00	0.00
2316 Art Club	0.00	0.00	0.00	0.00	0.00
2317 Play Production	0.00	0.00	0.00	0.00	0.00
2318 Thespian Club	0.00	0.00	0.00	0.00	0.00
2319 Athletic Trainers Trip	0.00	0.00	0.00	0.00	0.00
2395 Fashion Merchandising	0.00	0.00	0.00	0.00	0.00
2409 Band Trip	0.00	0.00	0.00	0.00	0.00
2410 Band	0.00	0.00	0.00	0.00	0.00
2411 Choir Trip	0.00	0.00	0.00	0.00	0.00
2412 Orchestra Trip	0.00	0.00	0.00	0.00	0.00
2499 VICA Trip	0.00	0.00	0.00	0.00	0.00
2500 STARS	0.00	0.00	0.00	0.00	0.00
2501 Student Council	0.00	0.00	0.00	0.00	0.00
2502 National Honors Society	0.00	0.00	0.00	0.00	0.00
2503 Drama Membership	0.00	0.00	0.00	0.00	0.00
2506 Chess Club	0.00	0.00	0.00	0.00	0.00
2507 40 Assets	0.00	0.00	0.00	0.00	0.00
2515 Dance Team	0.00	1,736.66	0.00	0.00	1,736.66
2516 Varsity Cheerleading Camp	0.00	100.00	0.00	0.00	100.00
2517 JV Cheerleading Camp	0.00	0.00	0.00	0.00	0.00
2518 FR Cheerleading Camp	0.00	0.00	0.00	0.00	0.00
2555 FCCLA	0.00	0.00	0.00	0.00	0.00
2556 FEA	0.00	0.00	0.00	0.00	0.00
2560 Patriot Post Trip	0.00	0.00	0.00	0.00	0.00
2580 International Leaders	0.00	0.00	0.00	0.00	0.00
2595 HOSA	0.00	0.00	0.00	0.00	0.00
2599 Intramurals	0.00	0.00	0.00	0.00	0.00
2613 Counseling Center	0.00	0.00	0.00	0.00	0.00
2645 Family Consumer Science	0.00	0.00	0.00	0.00	0.00
2689 SpEd	0.00	0.00	0.00	0.00	0.00

Current Cash Balance Report

Date: 08/01/2010 thru 08/31/2010

Group ID and Activity Number

Activity Number and Name	Beginning Cash	Receipts	Disbursements	Adjustments	Cash Balance
5000 Sport Participating Fee	0.00	30,840.00	60.00	0.00	30,780.00
5001 Sport Facility Use Fee	0.00	0.00	0.00	0.00	0.00
Q Extracurricular Activities Totals:	0.00	32,914.66	60.00	0.00	32,854.66
R Post-Secondary Education					
7010 AP Exam Fees	0.00	1,204.00	86.00	0.00	1,118.00
7020 PSAT Exam fees	0.00	0.00	0.00	0.00	0.00
R Post-Secondary Education Totals:	0.00	1,204.00	86.00	0.00	1,118.00
S Banking					
999 Starting Cash	0.00	5,700.00	13,550.00	0.00	-7,850.00
S Banking Totals:	0.00	5,700.00	13,550.00	0.00	-7,850.00
Report Totals:	547,571.11	148,952.99	88,449.86	0.00	608,074.24

Current Cash Balance Report

ALL Data

Arranged by:

Date: 08/01/2010 thru 08/31/2010

Group ID and Activity Number

Activity Number and Name	Beginning Cash	Receipts	Disbursements	Adjustments	Cash Balance
A ADMINISTRATIVE					
100 GENERAL ACTIVITY FUND	856.15	0.00	0.00	0.00	856.15
105 PRINCIPALS ADMIN	6,847.99	0.00	576.04	0.00	6,271.95
110 BUILDING MAINTENANCE	656.04	95.00	82.60	0.00	668.44
120 AP EXAMS	42,175.03	0.00	37.99	0.00	42,137.04
125 SPECIAL PROJECTS	505.28	2,000.00	0.00	0.00	2,505.28
130 COURTESY FUND	-287.92	195.00	0.00	0.00	-92.92
135 DONATIONS - SR CLASS	1,310.00	75.00	0.00	0.00	1,385.00
142 GIFTED	295.18	0.00	0.00	0.00	295.18
145 GUIDANCE	551.22	2,389.00	109.25	129.35	2,960.32
150 INFORMATION CENTER	110.71	78.54	14.44	0.00	174.81
160 PARKING	-7,286.07	19,130.00	77.84	0.00	11,766.09
170 STAFF CLOTHING	1,264.37	3,520.00	1,022.50	1,000.00	4,761.87
172 STAFF VENDING	2,323.75	0.00	0.00	0.00	2,323.75
174 TECHNOLOGY REBATES	2,339.68	0.00	75.17	0.00	2,264.51
180 SPECIAL PROJ - COMMONS	191.87	0.00	0.00	0.00	191.87
182 VENDING-FOOD SERVICE	0.00	0.00	0.00	0.00	0.00
A ADMINISTRATIVE Totals:	51,853.28	27,482.54	1,995.83	1,129.35	78,469.34
B ATHLETIC ADMIN					
200 ATH ADMIN (GATE)	11,308.86	12,809.25	3,661.65	-1,000.00	19,456.46
201 AD'S OFFICE	9,744.17	0.00	519.01	0.00	9,225.16
202 ATHLETIC EVENT ADMISSIONS	0.00	0.00	0.00	0.00	0.00
203 ATHLETIC PROJECT FUND	32,788.94	760.00	1,520.00	0.00	32,028.94
204 ATHLETIC CRAFT FAIR	0.00	0.00	0.00	0.00	0.00
205 ATHLETIC TRAINING	256.27	400.00	4,630.59	0.00	-3,974.32
208 BASEBALL FUNDRAISING	913.51	0.00	0.00	0.00	913.51
210 BOYS BB FR/CAMP	12,034.50	80.00	195.25	0.00	11,919.25
212 BOYS GOLF FUNDRAISING	1,616.18	0.00	0.00	0.00	1,616.18
213 BOYS SOCCER FR/CAMP	2,287.67	0.00	0.00	0.00	2,287.67
215 XC FR/CAMP	3,246.69	0.00	0.00	-58.82	3,187.87
217 COACHES CLINICS	806.64	0.00	0.00	0.00	806.64
219 CONCESSIONS	14,743.54	6,708.93	474.78	0.00	20,977.69
220 INTRAMURALS	-1,940.61	0.00	0.00	3,703.00	1,762.39
222 FIT CNTR EQUIP/MAIN	1,256.78	0.00	0.00	0.00	1,256.78
225 FOOTBALL FR/CAMPS	8,786.67	9,569.00	2,764.63	0.00	15,591.04
233 GIRLS SOCCER FUNDR	2,436.33	158.00	0.00	0.00	2,594.33
235 GIRLS BB FR/CAMP	8,817.78	0.00	150.00	0.00	8,667.78
240 SOCCER STADIUM	100.00	0.00	0.00	0.00	100.00
245 SOFTBALL FR/CAMP	3,000.00	0.00	0.00	0.00	3,000.00
250 ST TRAINERS (HOSA)	577.44	0.00	0.00	0.00	577.44
255 GIRLS TRACK FR/CAMP	146.40	0.00	0.00	0.00	146.40
258 BOYS TRACK FR/CAMP	396.64	0.00	0.00	0.00	396.64
260 POOL FR	9,409.81	600.00	1,265.34	0.00	8,744.47
265 VOLLEYBALL FR/CAMP	7,844.10	360.00	655.20	0.00	7,548.90
270 WRESTLING MAT FUND	4,990.78	0.00	0.00	0.00	4,990.78
271 WRESTLING FR/CAMP	88.30	0.00	0.00	0.00	88.30
275 WRESTLING SCHOLARSHIP	0.00	0.00	0.00	0.00	0.00
290 METRO	0.00	0.00	67.10	0.00	-67.10
295 STATE/DIST/MW TOURNEY	0.00	0.00	0.00	0.00	0.00
299 CORPORATE ADVERTISING	4,689.59	0.00	0.00	0.00	4,689.59
B ATHLETIC ADMIN Totals:	140,346.98	31,445.18	15,903.55	2,644.18	158,532.79

Current Cash Balance Report

ALL Data

Arranged by:

Date: 08/01/2010 thru 08/31/2010

Group ID and Activity Number

Activity Number and Name	Beginning Cash	Receipts	Disbursements	Adjustments	Cash Balance
C ACADEMIC COURSES					
300 AP SOC STD TEXTS	2,065.14	0.00	0.00	0.00	2,065.14
320 ART CLASS FR	1,730.02	440.00	0.00	0.00	2,170.02
338 FAMILY CONSUMER SCIENCE	30.15	0.00	0.00	0.00	30.15
345 LIFETIME FIT	6.00	0.00	0.00	0.00	6.00
355 PHYSICAL EDUCATION	-3,393.86	0.00	0.00	0.00	-3,393.86
370 VOC IT COURSES	377.64	0.00	80.00	0.00	297.64
376 VOC WOODS	2,110.73	0.00	0.00	0.00	2,110.73
C ACADEMIC COURSES Totals:	2,925.82	440.00	80.00	0.00	3,285.82
D CLUBS/ORGANIZATIONS					
400 ART CLUB	103.31	0.00	0.00	0.00	103.31
401 AMNESTY INTERNATIONAL	27.51	0.00	0.00	0.00	27.51
402 BOOKSTORE (Scratchin Post)	-390.90	14,019.75	3,326.43	0.00	10,302.42
405 CULINARY COMPETITION	243.51	0.00	0.00	0.00	243.51
407 DEBATE TEAM	1,104.17	0.00	0.00	0.00	1,104.17
410 DECA	251.22	0.00	0.00	0.00	251.22
411 DRAMA - INTL THESPIANS	-210.10	530.00	0.00	0.00	319.90
412 DRAMA PRODUCTION	2,193.48	295.00	17.05	0.00	2,471.43
413 FCCLA FAMILY CARREER	8,654.88	60.00	0.00	0.00	8,714.88
414 FORENSICS TEAM	842.52	0.00	0.00	0.00	842.52
415 FRENCH CLUB	33.88	0.00	0.00	0.00	33.88
416 KEY CLUB	459.56	70.00	0.00	0.00	529.56
418 FUTURE EDUCATORS	2,273.65	0.00	0.00	0.00	2,273.65
419 40 ASSETS	686.44	0.00	636.62	0.00	49.82
420 GERMAN CLUB	571.67	0.00	18.00	18.00	571.67
425 JUNIOR CLASS	9,005.39	0.00	0.00	0.00	9,005.39
430 LITERARY MAGAZINE	351.63	0.00	33.55	0.00	318.08
432 MASCOT TEAM	0.00	0.00	0.00	0.00	0.00
435 M CLUB - CRAZIES	1,026.96	6,777.00	0.00	0.00	7,803.96
440 JUSTICE LEAGUE	8.88	0.00	0.00	0.00	8.88
445 NATL HONOR SOCIETY	-85.20	0.00	0.00	0.00	-85.20
450 NEWSPAPER	98.16	0.00	0.00	0.00	98.16
452 SCIENCE/OLYMPIAD	1.21	0.00	0.00	0.00	1.21
455 SENIOR CLASS	3,490.27	0.00	0.00	0.00	3,490.27
460 SPANISH CLUB	1,385.49	0.00	0.00	0.00	1,385.49
470 STUDENT COUNCIL	11,366.48	2,169.57	2,654.16	0.00	10,881.89
471 STUCO WORKSHOPS	157.93	0.00	0.00	0.00	157.93
473 VOC ENGINEERING CLUB	3.28	0.00	0.00	0.00	3.28
475 SKILS USA	103.25	0.00	0.00	0.00	103.25
480 YEARBOOK (PROWLER)	31,470.95	78,235.00	26,022.77	0.00	83,683.18
490 ENVIRONMENTAL CLUB	3,329.56	3.00	105.00	0.00	3,227.56
495 YOUTH MAKING A DIFF	420.92	0.00	0.00	0.00	420.92
D CLUBS/ORGANIZATIONS Totals:	78,979.96	102,159.32	32,813.58	18.00	148,343.70
E ATHLETIC TEAMS					
500 CAPITAL OUTLAY	123,681.97	0.00	0.00	0.00	123,681.97
501 BASEBALL EQ/COST	0.00	0.00	0.00	0.00	0.00
505 BASKETBALL BOYS EQ/COST	4,741.60	0.00	0.00	0.00	4,741.60
510 BASKETBALL G EQ/COST	1,670.70	0.00	523.75	0.00	1,146.95
515 XC EQ/COST	0.00	0.00	220.00	0.00	-220.00
520 FOOTBALL EQ/COST	10,121.97	0.00	10,550.67	0.00	-428.70
525 GOLF B EQ/COST	0.00	0.00	0.00	0.00	0.00
530 GOLF G EQ/COST	0.00	0.00	1,160.00	0.00	-1,160.00

Current Cash Balance Report

ALL Data

Arranged by:

Date: 08/01/2010 thru 08/31/2010

Group ID and Activity Number

Activity Number and Name	Beginning Cash	Receipts	Disbursements	Adjustments	Cash Balance
550 SOCCER B EQ/COST	0.00	0.00	35.00	0.00	-35.00
555 SOCCER G EQ/COST	0.00	0.00	0.00	0.00	0.00
560 SOFTBALL EQ/COST	5,640.00	0.00	175.00	0.00	5,465.00
565 SWIM EQ/COST	0.00	0.00	0.00	0.00	0.00
570 TENNIS B EQ/COST	508.50	0.00	542.87	0.00	-34.37
573 TENNIS G EQ/CONT	229.95	0.00	229.95	0.00	0.00
575 TRACK B EQ/COST	250.00	0.00	23.19	0.00	226.81
580 TRACK G EQ/COST	110.00	0.00	0.00	0.00	110.00
585 VOLLEYBALL EQ/COST	0.00	0.00	240.00	0.00	-240.00
590 WRESTLING EQ/COST	0.00	0.00	0.00	0.00	0.00
E ATHLETIC TEAMS Totals:	146,954.69	0.00	13,700.43	0.00	133,254.26
F CHEERLEADERS					
612 DANCE TEAM	78.31	0.00	0.00	0.00	78.31
620 FRESHMAN CHEER	37.32	0.00	0.00	0.00	37.32
625 JV CHEERLEADERS	3,447.48	546.00	3,321.15	0.00	672.33
630 VARSITY CHEERLEADERS	-341.99	4,353.15	0.00	0.00	4,011.16
F CHEERLEADERS Totals:	3,221.12	4,899.15	3,321.15	0.00	4,799.12
G MUSIC					
700 BAND	1,867.67	8,927.35	2,290.94	0.00	8,504.08
701 BAND UNIFORMS	277.60	8,985.25	2,623.64	0.00	6,639.21
720 MUSICAL	5,995.76	0.00	400.00	0.00	5,595.76
725 MUSIC TECH/AUDITORIUM	0.55	0.00	0.00	0.00	0.55
730 ORCHESTRA	1,002.44	390.00	48.83	0.00	1,343.61
733 ORCHESTRA TRIP	-367.09	1,956.40	314.50	816.00	2,090.81
745 CHORAL MUSIC FR	1,553.53	228.97	48.84	0.00	1,733.66
750 SHOW CHOIR	28,984.53	787.50	1,967.08	0.00	27,804.95
755 SINGSATION	26,665.16	0.00	0.00	0.00	26,665.16
760 BAND TRIP	-1,386.04	163.48	0.00	0.00	-1,222.56
770 CHOIR TRIP	421.40	0.00	0.00	0.00	421.40
775 TRI M MUSIC HONOR SOCIETY	608.95	0.00	0.00	0.00	608.95
790 MUSIC DONATIONS	1,053.21	0.00	0.00	0.00	1,053.21
G MUSIC Totals:	66,677.67	21,438.95	7,693.83	816.00	81,238.79
H TRANSPORTATION					
800 TRANSPORTATION MISC	0.00	0.00	0.00	0.00	0.00
810 TRANS ATHLETICS	-1,910.05	0.00	200.00	0.00	-2,110.05
840 TRANS FIELD TRIPS	2,058.54	127.00	0.00	0.00	2,185.54
849 TRANSPORTATION MUSIC MISC	0.00	0.00	0.00	0.00	0.00
851 TR DRAMA	0.00	0.00	167.08	0.00	-167.08
H TRANSPORTATION Totals:	148.49	127.00	367.08	0.00	-91.59
I ACADEMIC COURSE FINES					
901 FOREIGN LANG FINES	960.31	0.00	0.00	0.00	960.31
902 ENGLISH FINES	1,268.39	0.00	0.00	0.00	1,268.39
903 MATH FINES	4,305.62	0.00	0.00	0.00	4,305.62
904 SCIENCE FINES	-505.06	0.00	62.47	0.00	-567.53
906 SOCIAL STUDIES FINES	1,531.50	0.00	0.00	0.00	1,531.50
907 BUSINESS FINES	109.86	0.00	0.00	0.00	109.86
I ACADEMIC COURSE FINES Totals:	7,670.62	0.00	62.47	0.00	7,608.15
M BANKING (MONEY)					
910 STARTING CASH	-3,706.89	9,209.85	7,600.00	0.00	-2,097.04
920 CHECKING ACCCOUNT	3,237.60	0.00	72.03	0.00	3,165.57
930 MONEY MKT INTEREST	16,212.74	250.86	0.00	0.00	16,463.60
M BANKING (MONEY) Totals:	15,743.45	9,460.71	7,672.03	0.00	17,532.13

Current Cash Balance Report

ALL Data

Arranged by:

Date: 08/01/2010 thru 08/31/2010

Group ID and Activity Number

Activity Number and Name	Beginning Cash	Receipts	Disbursements	Adjustments	Cash Balance
Q FEE FUND - EXTRA CURRICULAR					
1000 FIELD TRIPS FEE FUND	0.00	1,800.00	0.00	0.00	1,800.00
2220 INTRAMURAL FEE FUND	3,721.00	0.00	0.00	-3,721.00	0.00
2338 FCS - FEE FUND	0.00	0.00	0.00	0.00	0.00
2410 DECA FEE FUND	0.00	0.00	0.00	0.00	0.00
2700 BAND FEE FUND	0.00	0.00	0.00	0.00	0.00
2710 CHOIR FEE FUND	0.00	0.00	0.00	0.00	0.00
2730 ORCHESTRA FEE FUND	0.00	0.00	0.00	0.00	0.00
2733 ORCHESTRA TRIP FEE FUND	3,716.00	850.00	0.00	-816.00	3,750.00
2760 BAND TRIP FEE FUND	0.00	0.00	0.00	0.00	0.00
2770 CHOIR TRIP FEE FUND	0.00	0.00	0.00	0.00	0.00
5010 PARTICIPATION FEES	0.00	61,540.00	60.00	0.00	61,480.00
Q FEE FUND - EXTRA CURRICULAR Totals:	7,437.00	64,190.00	60.00	-4,537.00	67,030.00
R FEE FUND - POST SECONDARY ED					
7120 AP TESTS	0.00	0.00	0.00	0.00	0.00
R FEE FUND - POST SECONDARY ED Totals:	0.00	0.00	0.00	0.00	0.00
U NOT IN USE					
122	129.65	0.00	0.00	-129.65	0.00
138	0.00	0.00	0.00	0.00	0.00
152	0.00	0.00	0.00	0.00	0.00
157	0.00	0.00	0.00	0.00	0.00
165	0.00	0.00	0.00	0.00	0.00
181	0.00	0.00	0.00	0.00	0.00
189	0.00	0.00	0.00	0.00	0.00
211	0.00	0.00	0.00	0.00	0.00
214	0.00	0.00	0.00	0.00	0.00
223	0.00	0.00	0.00	0.00	0.00
226	0.00	0.00	0.00	0.00	0.00
230	0.00	0.00	0.00	0.00	0.00
272	0.00	0.00	0.00	0.00	0.00
285	0.00	0.00	58.82	58.82	0.00
303	0.00	0.00	0.00	0.00	0.00
310	0.00	0.00	0.00	0.00	0.00
312	0.00	0.00	0.00	0.00	0.00
330	0.00	0.00	0.00	0.00	0.00
340	0.00	0.00	0.00	0.00	0.00
360	0.00	0.00	0.00	0.00	0.00
371	0.00	0.00	0.00	0.00	0.00
373	0.00	0.00	0.00	0.00	0.00
374	0.00	0.00	0.00	0.00	0.00
403	0.00	0.00	0.00	0.00	0.00
465	0.00	0.00	0.00	0.00	0.00
506	0.00	0.00	0.00	0.00	0.00
511	0.00	0.00	0.00	0.00	0.00
516	0.00	0.00	0.00	0.00	0.00
521	0.00	0.00	0.00	0.00	0.00
526	0.00	0.00	0.00	0.00	0.00
531	0.00	0.00	0.00	0.00	0.00
551	0.00	0.00	0.00	0.00	0.00
556	0.00	0.00	0.00	0.00	0.00
561	0.00	0.00	0.00	0.00	0.00
566	0.00	0.00	0.00	0.00	0.00

Current Cash Balance Report

ALL Data

Arranged by:

Date: 08/01/2010 thru 08/31/2010

Group ID and Activity Number

Activity Number and Name	Beginning Cash	Receipts	Disbursements	Adjustments	Cash Balance
571	0.00	0.00	0.00	0.00	0.00
574	0.00	0.00	0.00	0.00	0.00
576	0.00	0.00	0.00	0.00	0.00
581	0.00	0.00	0.00	0.00	0.00
586	0.00	0.00	0.00	0.00	0.00
591	0.00	0.00	0.00	0.00	0.00
710	0.00	0.00	0.00	0.00	0.00
735	0.00	0.00	0.00	0.00	0.00
820	0.00	0.00	0.00	0.00	0.00
830	0.00	0.00	0.00	0.00	0.00
845	0.00	0.00	0.00	0.00	0.00
848	0.00	0.00	0.00	0.00	0.00
850	0.00	0.00	0.00	0.00	0.00
852	0.00	0.00	0.00	0.00	0.00
900	0.00	0.00	0.00	0.00	0.00
940	0.00	0.00	0.00	0.00	0.00
2411	0.00	0.00	0.00	0.00	0.00
2620	0.00	0.00	0.00	0.00	0.00
2625	0.00	0.00	0.00	0.00	0.00
2630	0.00	0.00	0.00	0.00	0.00
U NOT IN USE Totals:	129.65	0.00	58.82	-70.83	0.00
Z INVESTMENTS					
950 OSB-MONEY MKT PLUS	-426,871.31	0.00	250.86	0.00	-427,122.17
Z INVESTMENTS Totals:	-426,871.31	0.00	250.86	0.00	-427,122.17
Report Totals:	95,217.42	261,642.85	83,979.63	-0.30	272,880.34

Current Cash Balance Report

Date: 08/01/2010 thru 08/31/2010

Activity Number and Name	Beginning Cash	Receipts	Disbursements	Adjustments	Cash Balance
A SUMMER SCHOOL ACCOUNTS					
100 Elementary Summer School	37,970.00	0.00	37,970.00	0.00	0.00
120 Middle School Summer School	19,210.00	1,000.00	20,210.00	0.00	0.00
130 Senior High Summer School	74,209.90	200.00	74,409.90	0.00	0.00
140 Special Education	2,340.00	0.00	2,340.00	0.00	0.00
145 Special Education Preschool	0.00	0.00	0.00	0.00	0.00
150 Interest	2,636.77	28.46	0.00	0.00	2,665.23
160 Food Service Refunds	156.45	0.00	0.00	0.00	156.45
170 MNHS AP	100.00	0.00	0.00	0.00	100.00
175 MNHS IB	0.00	0.00	0.00	0.00	0.00
180 MSHS AP	0.00	0.00	0.00	0.00	0.00
185 MWHS AP	0.00	0.00	0.00	0.00	0.00
A SUMMER SCHOOL ACCOUNTS Totals:	<u>136,623.12</u>	<u>1,228.46</u>	<u>134,929.90</u>	<u>0.00</u>	<u>2,921.68</u>
Report Totals:	136,623.12	1,228.46	134,929.90	0.00	2,921.68



 Linda K. Mohlman, DSAC
 Executive Secretary

Chris Hughes, DSAC
 Accounting Manager

AGENDA SUMMARY SHEET

AGENDA ITEM: Consent for Outside Directorships

MEETING DATE: October 18, 2010

DEPARTMENT: General Administration

TITLE & BRIEF DESCRIPTION: Consent for Outside Directorships – School consent for school officers and employees of the district to serve as directors or officers of outside entities.

ACTION DESIRED: Approval Discussion Information Only

BACKGROUND: The school district’s School Leaders Errors and Omissions Policy (a/k/a D&O Policy) extends liability coverage to employees and officers who are serving as “outside directors” in “outside entities.”

The policy defines “Outside Directorship” as follows:

Outside Directorship means the position of director or officer in an Outside Entity held by an officer or employee of the School Entity, if serving in such position with the knowledge and written consent of or at the request of the School Entity.

Outside Entity means a non-profit corporation, community chest, fund or foundation that is not included in the definition of School Entity.

In light of the above, we are submitting for consent a list of known school administrators and board members who are serving as directors and/or officers of entities outside the school system.

OPTIONS AND ALTERNATIVES: n/a

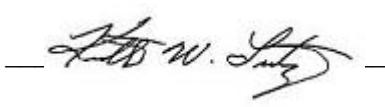
RECOMMENDATION: It is recommended consent be given for administrators and board members to serve as directors and/or offices of outside entities as submitted.

STRATEGIC PLAN REFERENCE: n/a

IMPLICATIONS OF ADOPTION/REJECTION: With such consent, the administrators and board members on the list might not be covered by the District’s School Leaders Errors & Omissions Policy.

TIMELINE: Immediate.

RESPONSIBLE PERSON: Ken Fossen, Associate Superintendent (General Administration)

SUPERINTENDENT’S APPROVAL: _____  _____

<u>Name</u>	<u>Entity</u>	<u>Position</u>
Adams, Heidi	MMPEA	Treasurer
Anderson, David	Nebraska Association of School Boards Goodwill Industries, Inc.	Board of Directors Immediate Past Chairman/Board of Trustees
Anglemeyer, Susan	Nebraska Professional Practices Commission	Member
Benson, Karen	American Orff Schulwerk Association	Vice President, President-Elect
Beyer, Nolan	Nebraska State Interscholastic Athletic Administrators Association	Board of Directors
Buford, Sherri	Alpha Delta Kappa	Chairperson
Burwell, Brad	Learning Community of Douglas and Sarpy Counties Saint Louis University Executive Advisory Board Keep Kids Alive, Drive 25 Nebraska DECA	Council Member Board of Trustees Board of Directors Board of Directors
Butler, Scott	Greater Omaha Healthy Communities Healthy Youth Initiative	Board of Directors
Cade deBoer, Kathy	Nebraska International Languages Association National Network for Early Language Learning	Board of Directors NE State Representative
Case, Curtis	Millard Public Schools Foundation	Board of Directors
Fossen, Kenneth	Nebraska Liquid Asset Fund	Chairman/Board of Trustees
Friedman, Amy	Millard Public Schools Foundation	Board of Directors
Heffron, Sherri	Assistance League Advisory Council Littlest Angels Preschool	Board of Directors Board Member, Director
Hemphill, David	PDK International	NE State Area Director
Jelkin, Bill	NASSP/Region II	Treasurer, President-Elect
Jens, Barb	Montessori MACTE Commission	Director
Johnson, Mandy	Nebraska Education Telecommunications Commission	Member
Kelley, Susan	YMCA/Armbrust	Board of Directors
Lofquist, Kraig	Millard Lion's Club Greater Omaha Healthy Communities Healthy Youth Initiative	President Board of Directors
Lutz, Keith	National Federation of Urban and Suburban School Districts NCSA Legislative Committee Learning Community Superintendent's Advisory Committee Omaha Community Playhouse Omaha Community Playhouse Executive Committee	Past President Chairman Member Trustee Member
Marlatt, Susan	NASSP/Region II	Membership Secretary
Meeker, Pat	PDK	Treasurer
Meisgeier, Chad	Nebraska Council of School Attorneys	Vice President
Melliger, Susie	UNO Alumni Association	Board of Directors
Olson, Andrea	Nebraska Speech Language Hearing Endowment Fund	Board Member, Secretary
Pate, Mike	Millard Public Schools Foundation Grace University President's Advisory Board UNL Chancellors Alumni Advisory Board	Director Director Director
Robinson, Dale	Nebraska Speech Language Hearing Endowment Fund Sertoma International UNO External Advisory Committee	Treasurer National Board of Directors Member
Ryan, Kathy	Greater Omaha Healthy Communities Healthy Youth Initiative	Board of Directors
Saum-Mills, Kim	Millard Rotary Club	Board of Directors
Schulte, Paul	MEA NSEA Metro District	Vice President Board of Directors
Secora, Kim	MEA Board	Director At Large
Snyder, Charlene	SW Kiwanis Club	Past President
Sutfin, James	Nebraska Association of School Personnel MOEC	Board Member, Past President Chairperson

<u>Name</u>	<u>Entity</u>	<u>Position</u>
Wegner, Becky	Nebraska Federation Council for Exceptional Children	Board Officer
Whaley, Craig	South/Southwest YMCA	Board of Directors
William, Tamara	PDK	Vice President

AGENDA SUMMARY SHEET

AGENDA ITEM: Adoption of Policy 3111

MEETING DATE: October 18, 2010 (First Reading)
November 1, 2010 (Second Reading)

DEPARTMENT: General Administration

TITLE & BRIEF DESCRIPTION: Adoption of Policy 3111 – The adoption of a policy authorizing the administration to use collection agencies to collect over due and unpaid bills.

ACTION DESIRED: Approval Discussion Information Only

BACKGROUND: The District has some over due and unpaid bills that need to be collected. At present, there is about \$9,000 in uncollected obligations in the food service program.

OPTIONS AND ALTERNATIVES: n/a

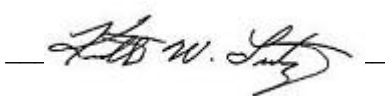
RECOMMENDATION: It is recommended that Policy 3111 be approved (after the second reading) as submitted.

STRATEGIC PLAN REFERENCE: n/a

IMPLICATIONS OF ADOPTION/REJECTION: n/a

TIMELINE: Immediate

RESPONSIBLE PERSON: Ken Fossen, Associate Superintendent (General Administration)

SUPERINTENDENT'S APPROVAL: 

Support Services – BusinessAccounts Receivable – Collection Agencies3111

The District may engage the service of collection agencies to assist with the collection of overdue accounts, insufficient fund checks, and other unpaid obligations due and owing to the District.

Legal References:

Related Policies:

Adopted: November 1, 2010

Millard Public Schools
Omaha, Nebraska

AGENDA SUMMARY SHEET

Agenda Item: Board Policy Human Resources 4511

Meeting Date: October 18, 2010

Department: Human Resources

Title and Brief Description: Reaffirm Policy 4511 – Human Resources: Voluntary Separation Program

Action Desired: Approval

Background: Following District guidelines to review Policies every seven years.

Options/Alternatives Considered: Leave unchanged, delete, or revise

Recommendations: Reaffirm

Strategic Plan Reference: N/A

Implications of Adoption/Rejection: N/A

Timeline: N/A

Responsible Persons: Dr. Jim Sutfin/Chad Meisgeier

Superintendent's Signature: _____

Human Resources**Voluntary Separation Program****4511**

The District may offer a voluntary separation program for full-time certificated employees and non-certificated administrative employees.

Policy Adopted: September 6, 1983

Revised: September 20, 1993

Reaffirmed: October 20, 2003; [October 18, 2010](#)

Millard Public Schools
Omaha, Nebraska

AGENDA SUMMARY SHEET

Agenda Item: Board Rule Human Resources 4511.1

Meeting Date: October 18, 2010

Department: Human Resources

Title and Brief Description: Reaffirm Rule 4511.1 – Human Resources: Voluntary Separation Program

Action Desired: Approval

Background: Reaffirming Rule at same time related Policy is reviewed.

Options/Alternatives Considered: Leave unchanged, delete, or revise

Recommendations: Reaffirm

Strategic Plan Reference: N/A

Implications of Adoption/Rejection: N/A

Timeline: N/A

Responsible Persons: Dr. Jim Sutfin/Chad Meisgeier

Superintendent's Signature: _____

Human Resources

Voluntary Separation Program

4511.1

The District may offer a Voluntary Separation Program (hereinafter "Program") for certificated employees and non-certificated administrative employees. Upon written application and approval of the Superintendent and the Board, eligible employees may participate in the Program. The Program may be reviewed annually for possible modification. Modification shall not affect employees previously participating in the Program.

Purpose of the Program

The major purpose of the Program is to encourage eligible employees who are considering separation or retirement to accelerate their plans. Program objectives include but are not limited to the following:

- I. To offer financial incentives which will assist long-term district employees considering separation or retirement.
- II. To reduce district costs by replacing maximum salary employees with lesser salary employees.
- III. To provide a better balance of employee experience.
- IV. To reduce or eliminate the possibility of certificated employee layoffs.
- V. To provide the District the opportunity to select and retain the highest quality staff by establishing February 15 as the application deadline.

Program Eligibility Requirements and Provisions

- I. The employee must be at least age fifty-five (55) and, the employee must have ten (10) or more years of credited service in the Millard Public Schools as a certificated employee or non-certificated administrator.

Conditions and Limitations

- I. Acceptance of an employee's application for the Voluntary Separation Program will be considered a voluntary resignation and termination of the employee's continuing contract. Employees participating in the Program cannot return to full-time or part-time regular employment in the District at a later date. The District may consider temporary ("on call") substitute employment and/or consultant.
- II. Any eligible employee electing to participate in the Program shall be required to complete the school year before retirement commences, unless this requirement is waived by the Board.
- III. Employees receiving long-term disability benefits are not eligible to participate in this Program.
- IV. An employee is not eligible to participate in the Program if his or her employment is terminated by the District.
- V. An employee shall not be eligible for benefits under this Program if the employee has been on a total of more than a one (1) year leave of absence within the five (5) most recent years of employment prior to voluntary separation.

Definitions

- I. **Years of credited service** shall mean:
 - A. Any school year in which an employee is paid by the District for at least 135 days of full-time work as a certificated employee or non-certificated administrator; or,

- B. Any two (2) school years in which the employee is paid for the equivalent of at least 135 days of part-time work each year as a certificated employee or non-certificated administrator; or,
 - C. Any two (2) school years in which the employee is paid for the equivalent of at least 67.5 days of full-time work each year as a certificated employee or non-certificated administrator.
 - D. Years of employment as a substitute shall not be counted toward years of service under this plan.
- II. **Age** shall mean an employee's age on June 1 of any given school year.
- III. **Salary** shall mean the employee's final school-year annual salary, including longevity pay, but not including payments for extra-duty, performance bonus, cash-option or hourly paid work.
- IV. **Year of Plan Eligibility** is determined by the school year when the employee is first eligible to participate. When an employee first meets the qualifications described in the eligibility section above, the employee is in his or her first year of eligibility. The following school year is the employee's second year of eligibility; this pattern continues until the employee elects to participate or until the 11th year when the employee is no longer eligible to participate.

Application Process

- I. Eligible employees desiring to take advantage of the Program may do so by submitting a written request to Human Resources. The written request must be submitted by February 15 of the elected year of separation on a form provided by Human Resources. The request shall set forth that the employee resigns his or her position, effective at the end of the school-year, upon tender, provided, however, and subject to the acceptance and approval of the employee's request by the Superintendent and the Board.
- II. The Human Resource Department shall review the employee's record to determine eligibility for the Program and make a recommendation to the Superintendent and the Board regarding the request. The Board shall act upon the request by April 15. The action of the Board shall be final, and any employee electing to participate in the Program relinquishes all employment rights in the District.

Benefit Table

An eligible employee who has been approved by the Board for participation in the Program shall receive a total benefits equal to his or her final salary times years of credited service times the salary factor indicated in the table below. The total benefit shall be divided into equal monthly payments as indicated in the table below.

<u>Age</u>	<u>Total Benefit Formula</u>	<u>Number of Equal Monthly Payments</u>
1	Salary x Years x 0.070	60
2	Salary x Years x 0.065	60
3	Salary x Years x 0.060	60
4	Salary x Years x 0.055	60
5	Salary x Years x 0.050	60
6	Salary x Years x 0.045	60
7	Salary x Years x 0.040	48
8	Salary x Years x 0.035	36
9	Salary x Years x 0.025	24
10	Salary x Years x 0.015	12
	Eligibility Ends	

Payment of Benefits

- I. Following Monthly payments will begin in August following the date of separation. Payments shall be made through a Post-Retirement 403(b) plan as established by the District.
- II. If the employee dies after the Board of Education has approved the employee's application to participate in the Voluntary Separation Program and before all payments have been made, the beneficiary shall receive the remaining payments as established. The District reserves the right to accelerate the remaining payments to a beneficiary in the form of a single lump sum payment.
- III. The District shall withhold from any amount payable or to be paid under this Program all federal, state or other taxes as shall be required pursuant to any law or government regulation or ruling, and any other amounts required by law or court order.

Health, Dental and Life Insurance

Following separation, Program participants may be eligible to continue their health, dental and life insurance coverage; provided, however, the employee pays the premiums and follows the rules set forth by the underwriter and complies with the provisions of COBRA or other applicable law.

Related Policies & Rules: 4511P

Rule Approved: September 6, 1983

Revised: November 17, 1986; September 20, 1993; June 15, 1998

October 20, 2003; March 6, 2006

Reaffirmed: [October 18, 2010](#)

Millard Public Schools
Omaha, Nebraska

AGENDA SUMMARY SHEET

Meeting Date: October 18, 2010

Department Human Resources

Action Desired: Approval

Background: Personnel item: (1) Resignation

**Options/Alternatives
Considered:** N/A

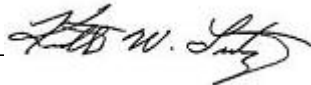
Recommendations: Approval

**Strategic Plan
Reference:** N/A

**Implications of
Adoption/Rejection:** N/A

Timeline: N/A

**Responsible
Persons:** Dr. Jim Sutfin

Superintendent's Signature: _____  _____

October 18, 2010

RESIGNATIONS

Recommend: The following resignation be accepted:

1. Lisa Banker – Montessori Teacher at Montclair Elementary School. Resigning at the end of the 2010-2011 school year for personal reasons.

AGENDA SUMMARY SHEET

AGENDA ITEM: Early College Program

MEETING DATE: October 18, 2010

DEPARTMENT: Educational Services

TITLE AND BRIEF DESCRIPTION: Early College Program

ACTION DESIRED: X Information

BACKGROUND: As presented to the Board in earlier reports, an Early College Program would provide students typically underrepresented in postsecondary institutions with the opportunity to simultaneously earn a high school diploma and up to two years college credit (Associates Degree). The Millard Public Schools Foundation has agreed to provide student scholarships for dual enrollment tuition. The District applied for a federal i3 Innovation Development grant in May but was not funded. The budget has been revised for possible implementation by the District and is being submitted for discussion.

The number of students per year would remain the same (Imp. Yr. 1 - 50, Imp. Yr. forward - 100/grade). It is assumed at this time that no more than three new certificated staff would need to be hired, new certificated staff would have the required credentials (Master's in field of study) and all existing certificated staff would need scholarships/support to become qualified EC teachers. A 3% salary increase is built into the budget. Text books and equipment would be purchased over a two-year period, with 67% purchased in Implementation Year 1 and 33% in Implementation Year 2. The current school year through 2011-12 is needed for planning, marketing and beginning the registration process. Implementation would begin in the 2012-13 school year.

RECOMMENDATIONS: N/A

STRATEGIC PLAN REFERENCE: Strategy #6, Plan #4; and Superintendent Goal #2 (2009-2010)

TIMELINE: Planning would occur from 2010-2012. The first year of Early College with student participation would be 2012-2013.

RESPONSIBLE PERSONS: Dr. Mark Feldhausen, Dr. Curtis Case, Nancy Johnston, Barb Waller and Susan McAdam

SUPERINTENDENT'S APPROVAL _____  _____

EC
BUDGET
REVISED
08/25/10

Budget Notes: The number of students per year will remain the same (Imp. Yr. 1 - 50, Imp. Yr. forward - 100/grade). No more than three new certificated staff will need to be hired, new certificated staff will have the required credentials (Master's in field of study) and all existing certificated staff will need scholarships to become qualified EC teachers. A 3% salary increase is built into the budget. Text books and equipment will be purchased over a two-year period, with 67% purchased in Implementation Year 1 and 33% in Implementation Year 2. The current school year through 2011-12 is needed for planning, marketing and beginning the registration process. Implementation would begin in the 2012-13.

Bdg. Cat.	Course	Adop. Yr	Qty.	Item	Unit	Total	Planning Year	Implementa- tion Year 1	Implementa- tion Year 2	Implementa- tion Year 3	Total
# Students								50	100	100	
330.0331											
330.0331	Tranportation		4	Field trips-to campus or for courses	\$ 126.00	\$ 504.00		\$ 504.00	\$ 504.00	\$ 504.00	
330.0331	Total						\$ -	\$ 504.00	\$ 504.00	\$ 504.00	\$ 1,512.00
1210	Curric. Dev. for Social Studies Yr 1	09-10	16	4 courses x 4 days per course	\$ 140.00	\$ 2,240.00	\$ 2,240.00				
1210	Curric. Dev. for Social Studies Yr 2	10-11	8	2 courses x 4 days per course	\$ 140.00	\$ 1,120.00		\$ 1,120.00			
1210	Curriculum Development for Lang. Arts Yr 1	08-09	12	3 courses x 4 days per course	\$ 140.00	\$ 1,680.00	\$ 1,680.00				
1210	Curriculum Development for Lang. Arts Yr 2	09-10	4	1 courses x 4 days per course	\$ 140.00	\$ 560.00		\$ 560.00			
1210	Curriculum Development for Science	08-09	12	3 courses x 4 days per course	\$ 140.00	\$ 1,680.00	\$ 840.00	\$ 840.00			
1210	Curriculum Development for Math	08-09	12	3 courses x 4 days per course	\$ 140.00	\$ 1,680.00	\$ 1,680.00				
1210	Curriculum Development for Fine Arts	09-10	8	2 courses x 4 days per course	\$ 140.00	\$ 1,120.00	\$ 1,120.00				
1210	Curriculum Development for World Lang	09-10	8	2 courses x 4 days per course	\$ 140.00	\$ 1,120.00	\$ 1,120.00				
1210	Curriculum Development-CTA		4	1 course x 4 days per course	\$ 140.00	\$ 560.00	\$ 560.00				
1210	Curriculum Development-Human Relations		4	1 course x 4 days per course	\$ 140.00	\$ 560.00	\$ 560.00				
?	Staff Development for Technology Pkg/Angel		90	10 teachers, 9 days	\$ 140.00	\$ 12,600.00	\$ 12,600.00				
1210 Total							\$ 22,400.00	\$ 2,520.00	\$ -	\$ -	\$ 24,920.00
	Language Arts Teacher			FTE (inc. 3% yrs 2-5)	\$ 49,412.00	\$ -		\$ 25,447.18	\$ 52,421.19	\$ 53,993.83	
	Social Studies Teacher			FTE (inc. 3% yrs 2-5)	\$ 49,412.00	\$ -		\$ 50,894.36	\$ 52,421.19	\$ 53,993.83	
	Science Teacher			FTE (inc. 3% yrs 2-5)	\$ 49,412.00	\$ -		\$ 25,447.18	\$ 52,421.19	\$ 53,993.83	
	Arts Teacher			FTE (inc. 3% yrs 2-5)	\$ 49,412.00	\$ -		\$ -	\$ -	\$ -	
	Math Teacher			FTE (inc. 3% yrs 2-5)	\$ 49,412.00	\$ -		\$ -	\$ -	\$ -	
	World Language			FTE (inc. 3% yrs 2-5)	\$ 49,412.00	\$ -		\$ -	\$ -	\$ -	

Early College 4 year budget
This budget is for 100 students per grade.

Bdg. Cat.	Course	Adop. Yr	Qty.	Item	Unit	Total	Planning Year	Implementa- tion Year 1	Implementa- tion Year 2	Implementa- tion Year 3	Total
	Technolgy Teacher			FTE (inc. 3% yrs 2-5)	\$ 49,412.00	\$ -		\$ -	\$ -	\$ -	
	Early College Counselor			FTE (inc. 3% yrs 2-5)	\$ 49,412.00	\$ -		\$ -	\$ -	\$ -	
Total			0			\$ -	\$ -	\$ 101,788.72	\$ 157,263.57	\$ 161,981.48	\$ 421,033.77
	Variable & Fixed Benefits			Early College Teachers				\$ 34,896.37	\$ 53,077.90	\$ 53,833.23	
	Variable Benefits (subs)			Subs for Curriculum writing			\$ 1,713.60	\$ 192.78			
??Total							\$ 1,713.60	\$ 35,089.15	\$ 53,077.90	\$ 53,833.23	\$ 143,713.89
04100	Consumables	09-10	1	Biology?	\$ 3,000.00	\$ 3,000.00		\$ 3,000.00	\$ 3,000.00	\$ 3,000.00	
04100 Total							\$ -	\$ 3,000.00	\$ 3,000.00	\$ 3,000.00	\$ 9,000.00
04200	Text Estimate		100	Est. 11 books @ 145.00	\$ 1,595.00	\$ 159,500.00		\$ 106,865.00	\$ 52,635.00		
04200	Text Estimate		100	Est. 11 books @ 145.00	\$ 1,595.00	\$ 159,500.00		\$ 106,865.00	\$ 52,635.00		
??	Instructional Resources		22	22 courses \$ 2000 per cr.	\$ 44,000.00	\$ 44,000.00		\$ 29,480.00	\$ 14,520.00		
04200 Total							\$ -	\$ 243,210.00	\$ 119,790.00	\$ -	\$ 363,000.00
04600	Instructional technology	09-10	5	Smart Board	\$ 1,291.00	\$ 6,455.00		\$ 4,324.85	\$ 2,130.15		
04600	Epson Pprojector		5	Projector	\$ 589.00	\$ 2,945.00		\$ 1,973.15	\$ 971.85		
04600	Docking Station		5	Docking Station	\$ 95.00	\$ 475.00		\$ 318.25	\$ 156.75		
04600	Installation, SMART Board & Projector	09-10	5	Installation	\$ 1,800.00	\$ 9,000.00		\$ 6,030.00	\$ 2,970.00		
04600	Document Camera	09-10	5	Document Camera	\$ 618.00	\$ 3,090.00		\$ 2,070.30	\$ 1,019.70		
04600	Speakers		5	Speakers	\$ 55.00	\$ 275.00		\$ 184.25	\$ 90.75		
04600	DVD/VHS		5	DVD/VHS	\$ 75.00	\$ 375.00		\$ 251.25	\$ 123.75		
04600	E-Instruction		5	Set of 25 intractive "clickers" and MOBI	\$ 3,200.00	\$ 16,000.00		\$ 10,720.00	\$ 5,280.00		
04601	Cart for media equip		5		\$ 500.00	\$ 2,500.00		\$ 1,675.00	\$ 825.00		
04600 Total								\$ 27,547.05	\$ 13,567.95	\$ -	\$ 41,115.00
?	Laptop cart (25)	09-10	5	Complete laptop cart (25)	\$ 28,000.00	\$ 140,000.00		\$ 93,800.00	\$ 46,200.00		
Total								\$ 93,800.00	\$ 46,200.00	\$ -	\$ 140,000.00
?	Staff Development/Scholarships		126	7 teachers x 18 cr. Hrs	\$ 240.10	\$ 30,252.60	\$ 15,126.30	\$ 15,126.30			
Total							\$ 15,126.30	\$ 15,126.30	\$ -	\$ -	\$ 30,252.60
	Marketing-Web Development		1		\$ 2,500.00	\$ 2,500.00	\$ 2,500.00				
	Marketing-print resources		1		\$ 1,929.00	\$ 1,929.00	\$ 1,929.00				
Total							\$ 4,429.00	\$ -	\$ -	\$ -	\$ 4,429.00
Total Project Cost							\$ 43,668.90	\$ 522,585.22	\$ 393,403.42	\$ 219,318.71	\$ 1,178,976.26

AGENDA SUMMARY SHEET

AGENDA ITEM: Advanced Placement Program Report

MEETING DATE: October 18, 2010

DEPARTMENT: Educational Services

TITLE AND BRIEF DESCRIPTION: Advanced Placement Program Report

ACTION DESIRED: Information Only

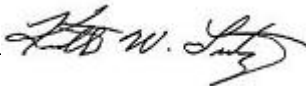
BACKGROUND: Supporting data indicates that the Advanced Placement culture implemented in 2005-2006 as a result of the 2003 District Strategic Plan continues to serve many of our high school students.

RECOMMENDATIONS: The recommendation is to continue to support growth of the AP culture established within the district by encouraging students to take AP courses and exams. In addition, continue to add AP course opportunities for students when appropriately determined through the curriculum cycle process.

STRATEGIC PLAN: The 2003 Strategic Plan established action plans that were activated in 2005 calling for the creation of an AP culture, providing systematic training and support for AP teachers, and ensuring the AP curriculum for AP courses is aligned with College Board standards for Advanced Placement exams.

The 2009 Strategic Plan including Strategy 2, Plan 3 and Strategy 4, Plan 4 call to support promoting personal excellence, increasing student achievement, and engaging students.

RESPONSIBLE PERSONS: Dr. Mark Feldhausen, Nancy Johnston, Kara Hutton & Barb Waller

SUPERINTENDENT'S APPROVAL: _____  _____

Points of Interest

- During the 2009-10 academic year, Millard high schools provided twenty-two AP courses. The new course added was Microeconomics.
- Thirty-eight students also took AP exams in areas for which AP courses are not currently offered. Examples this past year included: Chinese Language and Culture, Environmental Science, Physics C: Electricity and Magnetism, Physics C: Mechanics, and United States Government and Politics. Summarized data is listed below.

	North High School			South High School			West High School			District Totals		
	07-08	08-09	09-10	07-08	08-09	09-10	07-08	08-09	09-10	07-08	08-09	09-10
Course Enrollment	767	943	1012	875	972	870	1121	1286	1317	2763	3201	3199
Test Enrollment	645	747	772	580	646	509	631	745	831	1856	2138	2112
No Course-Test Enrollment*	8	7	9	15	9	1	2	23	28	25	39	38

* No Course-Test Enrollment: Numbers are not included in the Test Enrollment numbers

- AP course enrollment increased at two of the three high schools as noted in the above table.
- Of the students taking AP exams in 2009-10, 59% of students tested earned a score of 3, 4 or 5, compared to 61% in 2008-09.
- The cost of taking an AP exam in 2010 was \$86.00. During the 2009-10 school year, \$44,118 was provided by the Foundation for 240 students who requested support through an application process to take 513 exams. This was an increase of \$5,418 from 2009 when 185 students applied to take 450 exams.
- The number of students recognized by the College Board as AP Scholars continued to grow during 2009-2010 with 222 AP Scholars in Millard, an increase of 13 AP Scholars from 2008-2009.
- In 2009-2010, both of the Nebraska State Scholars were from Millard Public Schools as they were in 2008-2009. Both State Scholars were from Millard West.
- Fifty-two percent of Millard graduates have taken at least one AP exam the last two years.
- In 2009-2010, Millard students accounted for 30.7% (2,112/6,861) of the exams taken in Nebraska for the 22 courses MPS offers.
- During 2009-2010, there were a total of 2,150 exams taken in Millard (course and non-course exams) compared to 7,961 across the state. Millard Public School students took 27% of total exams within the state. Millard students took more than 50% of the state AP exams in Music Theory (54.3), German Language (65.4), Computer Science A (51.2), Statistics (55.6), Comparative Government and Politics (59.4), Microeconomics (53.6), and Chinese (62.5).

Advanced Placement Strategy & Action Plans

The 2003 Strategic Plan established action plans that were activated in 2005 calling for the creation of an AP culture, providing systematic training and support for AP teachers, and ensuring the AP curriculum for AP courses is aligned with College Board standards for Advanced Placement exams.

The 2009 Strategic Plan including Strategy 2, Action Plan 3 call to actively engage students, families and staff to improve student achievement and attain personal excellence, and Strategy 4, Action Plan 4 to utilize instructional best practices, formative and summative assessments, and student data designed to ensure high achievement for all students and all demographic subgroups, which both support promoting personal excellence, increasing student achievement, and engaging students. Advanced Placement[®] courses provide the opportunity for students to achieve personal excellence by engaging in rigorous courses.

Advanced Placement[®] Courses

Advanced Placement[®] Courses follow the curriculum recommendations of the College Board. The course and corresponding exam provide for a rigorous, fast paced, college level class. During the 2009-10 school year, Millard offered 22 Advanced Placement[®] courses.

- English Language and Composition
- English Literature and Composition
- German Language
- French Language
- Spanish Language
- Japanese Language and Culture
- Statistics
- Calculus AB
- Calculus BC
- Computer Science A
- Chemistry
- Biology
- Physics B
- United States History
- European History
- Psychology
- Human Geography
- Comparative Government and Politics
- Macroeconomics
- Microeconomics
- Music Theory
- Latin: Vergil

Students may elect to take exams even though the district does not provide a corresponding course. Thirty-eight non-course exams were completed by Millard students during 2009-2010. Examples this past year included: Chinese Language and Culture, Environmental Science, Physics C: Electricity and Magnetism, Physics C: Mechanics, and United States Government and Politics.

Student Course and Test Enrollment

Overall, there has been an annual increase in enrollment in Advanced Placement® classes since the 2005-2006 school year when the AP Plan was implemented. Enrollment was steady in the 2009-2010 school year with a drop of two students enrolled in AP courses as noted in Chart 1. The focus of testing is to provide students the opportunity to take a national test. Students may compare their test results with students nationally who are taking the same exam. Chart 1 shows the number of students enrolled in AP courses compared to the number of exams taken as a result of participation in the provided courses. Chart 2 reflects the percent of AP participants who took the AP exam by high school building.

Chart 1

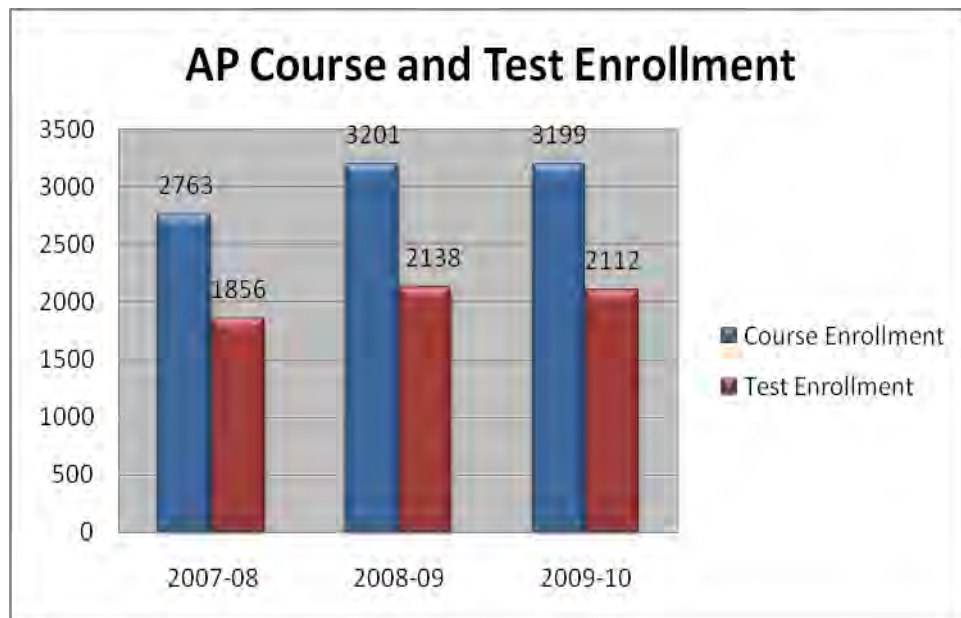
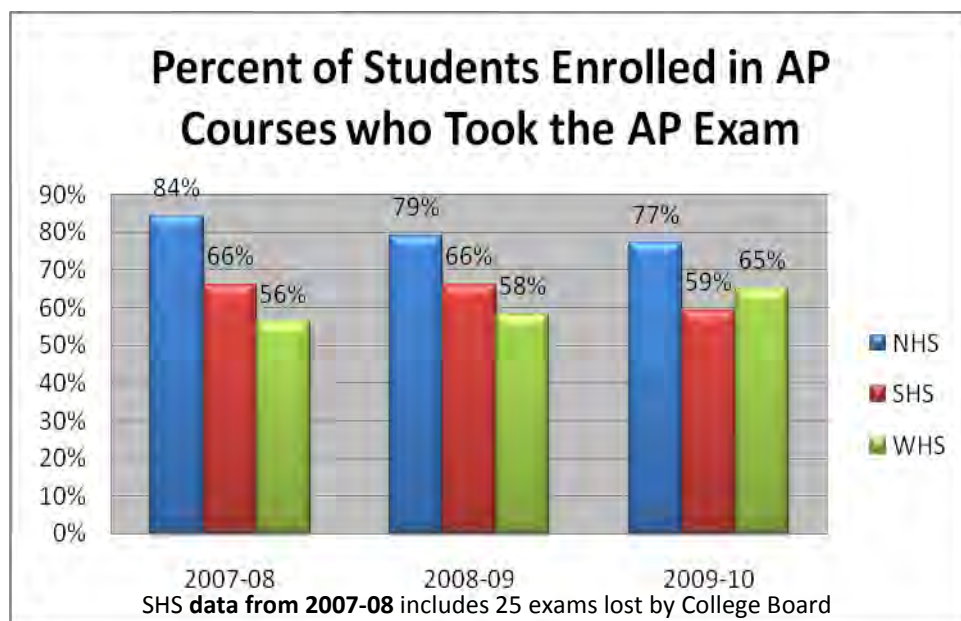
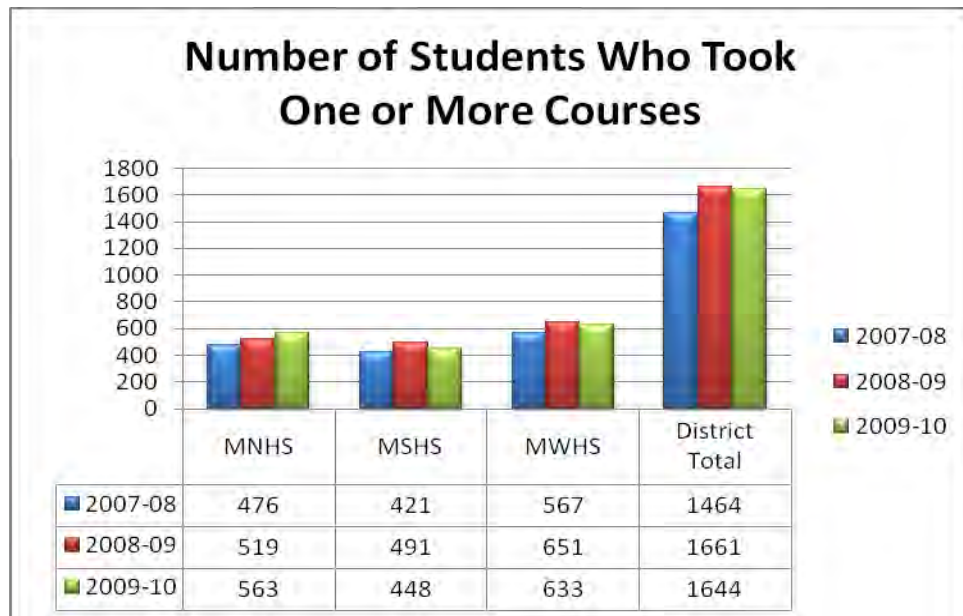


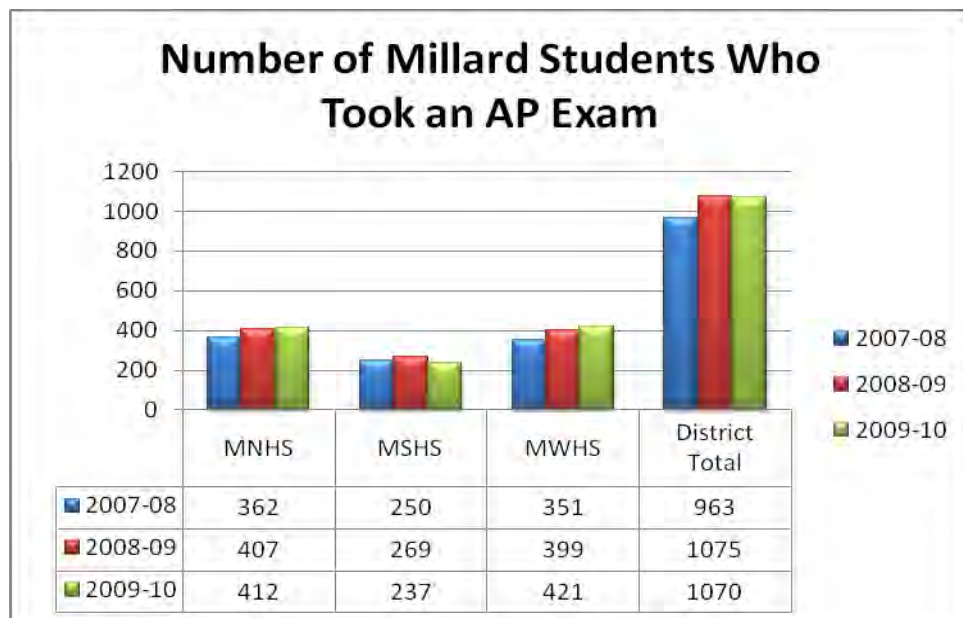
Chart 2



The following chart documents the number of individual students in grades 10-12 who took at least one AP course.



The number of students who took at least one AP Exam increased from 2007-2008 to 2008-2009 and decreased slightly in 2009-2010.



The following table documents the number of Millard graduates who completed at least one AP course while in high school. At least 50% of the graduates have taken an AP course in each of the last two years.

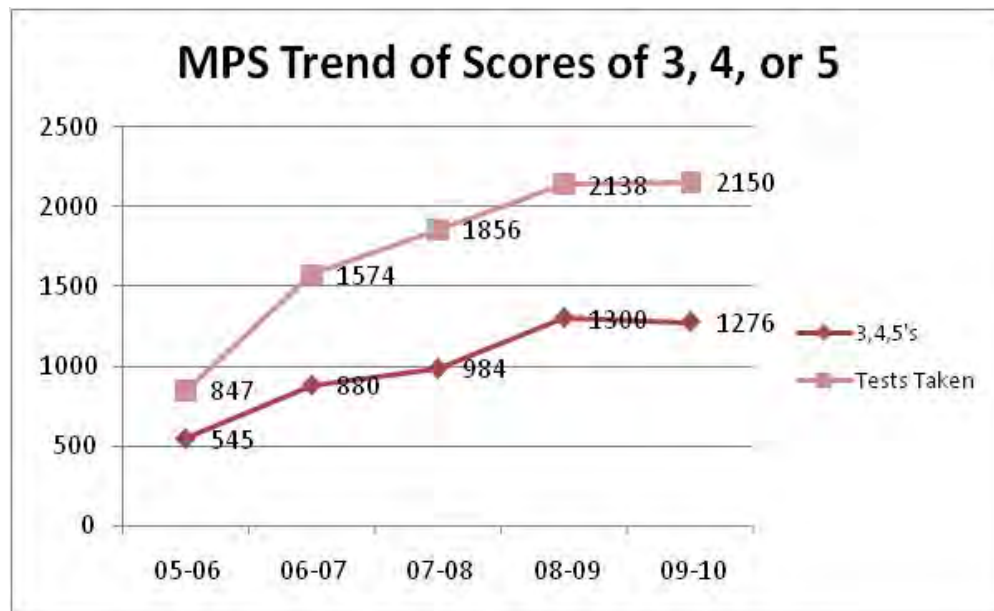
Graduates Who Took at Least One AP Exam			
Year of Graduation	2008	2009	2010
Number of graduates who completed at least one AP course	842	898	919
Total Number of Graduates	1774	1742	1751
Percent of graduates who completed at least one AP course	47%	52%	52%

Test Scores

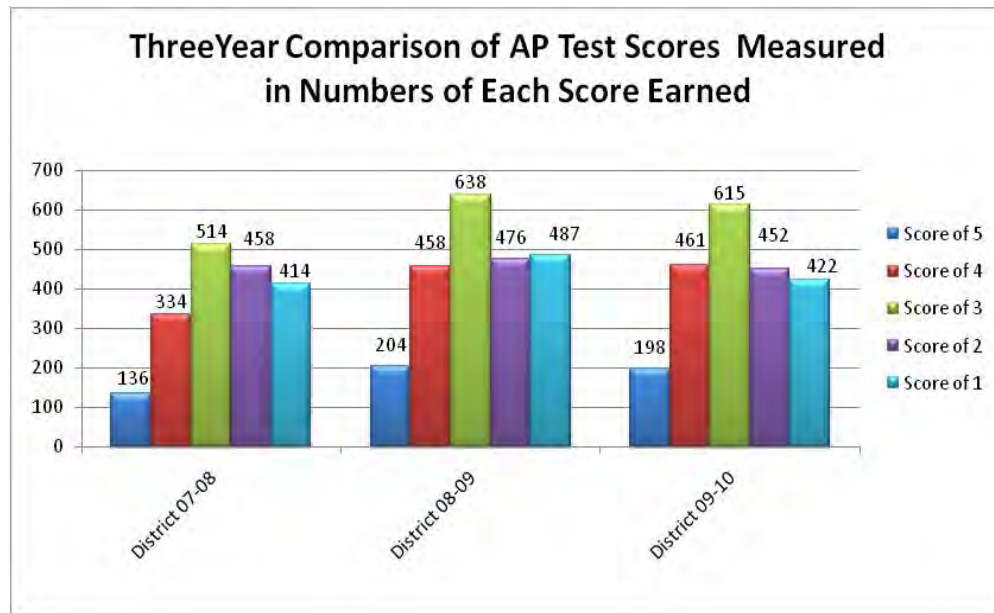
Advanced Placement® Examination grades are reported on a five-point scale as follows:

- 5 = Extremely well qualified;
- 4 = Well qualified;
- 3 = Qualified;
- 2 = Possibly qualified;
- 1 = No recommendation

These grade categories are designed to reflect achievement scores in the AP course that is analogous to performance in a comparable college course. Of the students taking AP exams in Millard in 2009-2010, 59% of students testing earned a score of 3, 4, or 5, compared to 61% in 2008-09.



Comparison of district scores from the last three years shows that the number of students performing at high levels on this national measure increased through 2008-2009 and dropped slightly by receiving scores of 3, 4 and 5 in 2009-2010. Overall, there were also less scores of 1 and 2 in 2009-10 compared to 2008-2009.



AP Scholars

The College Board recognizes students who have distinguished themselves academically by announcing AP award recipients.

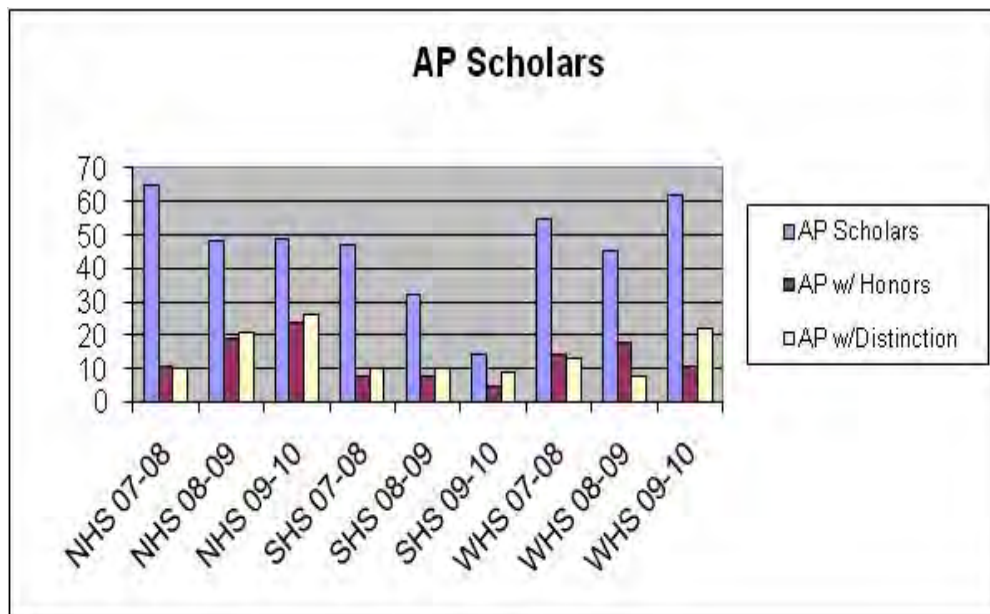
- AP Scholars = Grades of 3 or higher on 3 or more AP exams (full year courses)
- AP Scholars with Honors = Average grade of 3.25 or higher on all AP exams taken; 3 or higher on 4 or more exams (full year courses)
- AP Scholars with Distinction = Average grade of 3.5 on all AP exams taken; grades of 3 or higher on 5 or more exams (full year courses)

Number of Millard Students Recognized as College Board Scholars					
2004-2005	2005-2006	2006-2007	2007-2008	2008-2009	2009-2010
41	82	136	167	209	223

Included in the 223 scholars for the district were 39 students recognized as AP Scholars with Honors and 58 students achieved AP Scholars with Distinction.

In addition, the College Board designates 2 State Scholars per state, one male and one female, with grades of 3 or higher on the greatest number of AP Exams, and then the highest average grade (at least 3.5) on all AP Exams taken. For the second year in a row, both of the Nebraska State Scholars were from Millard Public Schools. The 2009-10 Nebraska State Scholars were both from Millard West High School.

The College Board designates National AP Scholars to students who receive an average grade of at least 4 on all AP Exams taken, and grades of 4 or higher in eight or more of these exams. This past year, NHS had two, SHS had one, and WHS had three.



MPS Foundation Advanced Placement® Support

As the number of Millard students taking AP Exams increased, a greater need for financial support has continued. The cost per exam is \$86. The Millard Public Schools Foundation continued their scholarship program for the 2009-10 school year, which again demonstrated an increase.

During the 2009-10 school year, \$44,118 was provided by the Foundation for 240 students who requested support through an application process to take 513 exams. The amount funded the two previous years was \$38,700 for 185 exams in 2008-09 and \$22,428 for 114 students who took 267 exams during the 2007-08 school year.

AGENDA SUMMARY SHEET

AGENDA ITEM: International Baccalaureate Diploma Program

MEETING DATE: October 18, 2010

DEPARTMENT: Educational Services

TITLE AND BRIEF DESCRIPTION: IB Diploma Program at Millard North High School

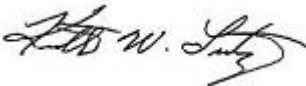
ACTION DESIRED: Information Only

BACKGROUND: Results show that students in the International Baccalaureate Diploma Program, implemented in the 2002-2003 school year, continue to perform at high academic levels. Students that graduate from this program are provided with numerous scholarship opportunities.

RECOMMENDATIONS: Continue to implement this program.

STRATEGIC PLAN REFERENCE:

RESPONSIBLE PERSONS: Dr. Mark Feldhausen, Nancy Johnston & Kara Hutton

SUPERINTENDENT'S SIGNATURE: _____  _____

Points of Interest

- In 2009-2010 there were 36 seniors at MNHS who were IB diploma candidates.
- 31 of the 36 or 86% of the candidates received their IB diploma.
- 76 Diploma Program students completed 227 subject tests in May 2010.
- Millard North students scored passing or higher on 93% of the tests taken, Extended Essay and Theory of Knowledge included.
- The average score of Millard North students was 4.86. The international average score was 4.98.
- The average test score for Millard North students was higher than the International mean on 15 of 19 available scores.
- A score of D (mediocre) is passing on the Extended Essay and Theory of Knowledge. While 97% and 100% of MNHS students received a passing score on the extended Essay and Theory of Knowledge respectively, 83% and 69% received a score of Satisfactory (C) or higher.
- Candidates must accumulate at least 24 points to be awarded the IB Diploma. The average number of points earned by MN students was 31. The international mean was 30.87 points earned.

Reflections and Considerations

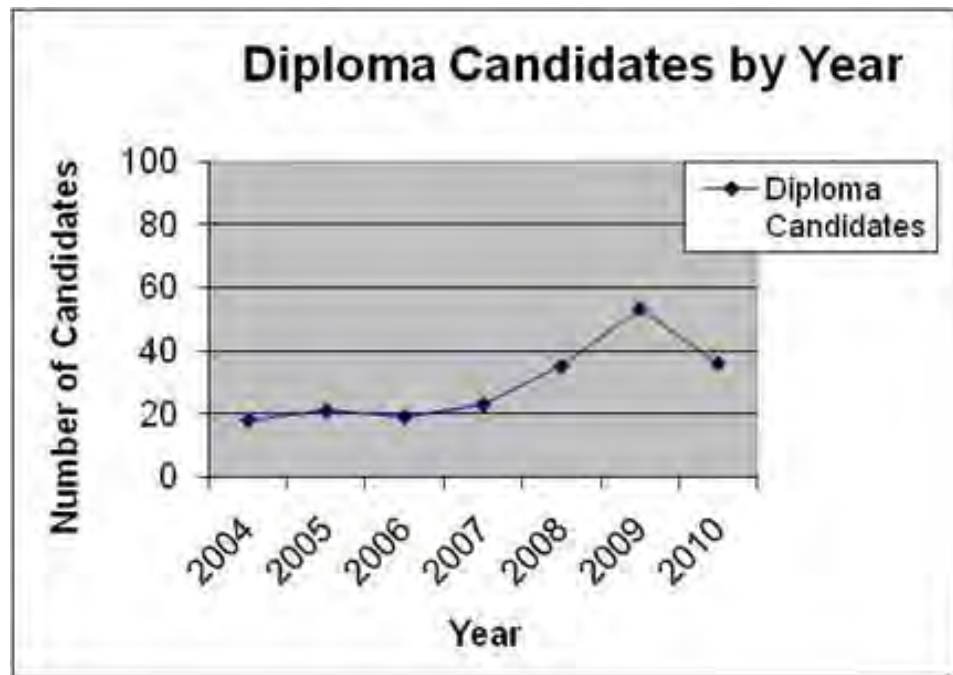
- Although the number of students enrolled in the Diploma Program dropped in 2009-2010, enrollment in MYP or 9th and 10th grade is at an all-time high. The building's effort to cluster MYP students in classes solely dedicated to the IB philosophy, as well as increased collaboration between staff and students at all three IB levels for service learning and other projects, may account for the increased enrollment in 9th and 10th grade. It will be important to explore ways to also increase retention in 11th and 12th grade.
- The performance of Millard North Diploma Candidates continues to be high. However, there are a few data points recommended to be monitored, including Chemistry, Mathematics, and Theory of Knowledge.

Participation

The International Baccalaureate Program in Millard Public Schools culminates with the Diploma Program for 11th and 12th grade students at Millard North High School. This is a two-year diploma program that allows students to self-select into and out of the program. The diploma program focuses on students completing all requirements to receive the IB diploma.

Requirements include 6 subject exams, a Theory of Knowledge course, an Extended Essay, and a Creativity, Action, and Service (CAS) component. CAS includes activities such as arts, sports, and service projects. This is in contrast to IB certificate programs, in which students take IB courses and exams with the aim of receiving a certificate for the successful completion of each exam, much like Advanced Placement[®] (AP) courses and exams.

In 2009-2010, the eighth year of IB testing at Millard North, there were 36 seniors, or “diploma candidates” in the IB program. As of early fall 2010 there are 38 seniors or “diploma candidates.”



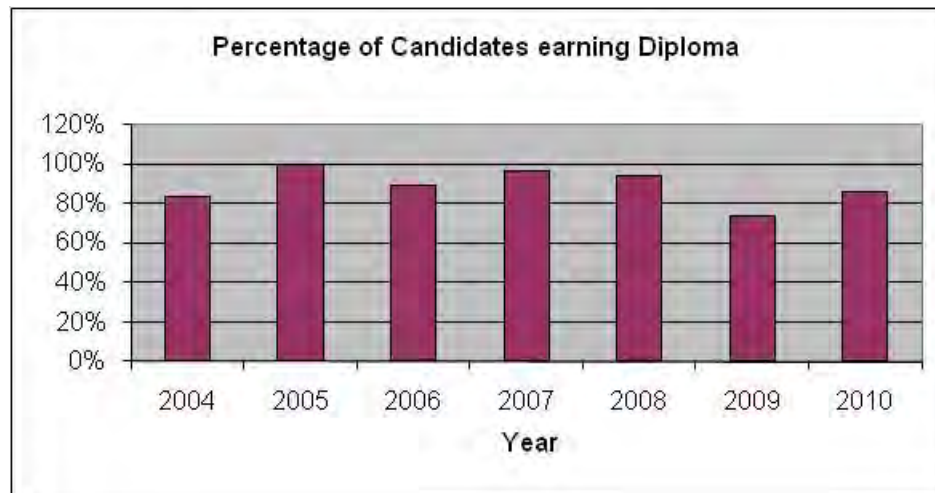
IB Enrollment by School Year

Overall the number of 9th and 10th grade students intending to participate in the Diploma Program continues on an upward trend. Some attrition is normal between the Middle Years Program and the Diploma Program. Successful transition from the Middle Years Program to the Diploma Program continues to be monitored.

IB Diploma Program Enrollment by School Year									
Grade	2001-02	2002-03	2003-04	2004-05	2005-06	2006-07	2007-08	2008-09	2009-10
<i>Students Intending to enroll in the Diploma Program</i>									
9	46	59	45	63	89	72	79	111	138
10	28	48	40	46	58	69	68	62	88
<i>Students Officially Participating in the Diploma Program</i>									
11		23	29	25	30	41	56	56	45
12			18	21	19	23	34	53	36

Diploma Results

In 2009-2010, Millard North had 36 IB Diploma candidates. Thirty-one students or 86% were successful recipients of the Diploma.



Test Results

As part of the requirements to receive the IB diploma, each candidate must complete the coursework and tests in 6 subjects during their junior and senior years. The subject tests fall into 2 levels, Standard Level (SL) and Higher Level (HL). Standard Level tests are taken after 1 year of coursework with the exception of World Languages which tests at the end of 5 years for French, German, and Spanish and at the end of 4 years for Latin. Higher Level tests follow 2 years of coursework. Millard North had 76 students complete 227 subject tests in May 2010. Millard North students scored passing or higher on 206 of the 227 subject tests taken (91%). Results by subject are shown in the following table.

Millard North DP Subject Tests: May 2010 Results																	
Subject	Level	Students in Course	Student Score Distribution														
			7	6	5	4	3	2	1								
English																	
English	HL	36	0	5	19	11	1	0	0								
Foreign Language																	
French	SL	6	0	1	4	1	0	0	0								
German	SL	5	0	1	2	2	0	0	0								
Latin	SL	10	0	2	4	2	2	0	0								
Spanish	SL	17	0	10	6	1	0	0	0								
Individuals and Society																	
History	SL	10	0	5	5	0	0	0	0								
History of Americas	HL	20	0	3	11	4	2	0	0								
Psychology	SL	24	0	2	11	11	0	0	0								
Experimental Sciences																	
Biology	SL	4	0	1	1	1	1	0	0								
Biology	HL	18	0	2	9	5	2	0	0								
Chemistry	HL	20	0	0	3	9	5	3	0								
Physics	SL	1	0	0	1	0	0	0	0								
Mathematics																	
Computer Science	SL	1	0	0	1	0	0	0	0								
Computer Science	HL	2	0	2	0	0	0	0	0								
Math Studies	SL	4	0	3	1	0	0	0	0								
Mathematics	SL	16	2	9	5	0	0	0	0								
Mathematics	HL	11	0	0	3	4	3	1	0								
Fine Arts/Electives																	
Music Gr. Performance	SL	17	0	7	6	3	1	0	0								
Theater Arts	SL	0	0	0	0	0	0	0	0								
Theater Arts	HL	2	0	0	0	2	0	0	0								
Visual Arts	HL	0	0	0	0	0	0	0	0								
Visual Arts Option A	HL	3	0	1	1	1	0	0	0								
<p style="text-align: center;">Score Scale:</p> <table style="width: 100%; border: none;"> <tr> <td style="text-align: center;">7-Excellent</td> <td style="text-align: center;">6-Very Good</td> <td style="text-align: center;">5-Good</td> <td style="text-align: center;">4-Satisfactory (Minimum Pass)</td> </tr> <tr> <td style="text-align: center;">3-Mediocre</td> <td></td> <td style="text-align: center;">2-Poor</td> <td style="text-align: center;">1-Very Poor</td> </tr> </table>										7-Excellent	6-Very Good	5-Good	4-Satisfactory (Minimum Pass)	3-Mediocre		2-Poor	1-Very Poor
7-Excellent	6-Very Good	5-Good	4-Satisfactory (Minimum Pass)														
3-Mediocre		2-Poor	1-Very Poor														

Tests are scored from 7 (excellent) to 1 (very poor), with 4 being the minimum passing mark. The “International Mean” is the mean of all IB students worldwide that tested in May, which is the IB testing date for students in the northern hemisphere. In the May 2010 subject tests, Millard North IB students’ average scores were higher than the international averages in 15 of the 19 available subject areas examined. The distribution of the Millard North students’ IB subject test scores is shown in the following table.

International Baccalaureate Subject Tests										
Int'l Baccalaureate		May 2010 Results			May 2009 Results			May 2008 Results		
Subject	Level	Number of Students	MNHS Mean	Int'l Mean	Number of Students	MNHS Mean	Int'l Mean	Number of Students	MNHS Mean	Int'l Mean
English										
English	HL	36	4.78	4.71	53	4.83	4.77	34	4.9	4.79
Foreign Language										
French B	SL	6	5.00	4.69	10	4.9	4.79	13	5.5	4.87
German AB	SL	1	5.00	5.00						
German B	SL	4	4.75	5.08	4	5	5.12	4	5.25	5.05
Latin	SL	10	4.6	4.32	21	4.1	4.99	10	4.5	3.78
Spanish B	SL	17	5.53	4.8	21	5.14	4.96	13	5.53	4.87
Spanish A2	HL	0			1	6	5.25			
Individuals and Society										
History of the Americas	HL	20	4.75	NA*	39	4.23	4.49	22	4.5	4.49
History	SL	10	5.5	NA*	20	4.4	4.79	7	5.0	4.92
Psychology	SL	24	4.63	4.28	27	4.88	4.33	20	4.9	4.27
Experimental Sciences										
Biology	HL	18	4.61	4.18	26	4.38	4.15	17	4.23	4.14
Biology	SL	4	4.5	4.29						
Chemistry	SL				5	4.2	4.03			
Chemistry	HL	20	3.6	4.36	26	3.15	4.59	19	4.315	4.53
Physics	SL	1	5.00	4.07	9	5.0	4.13	9	5.0	4.07
Mathematics										
Computer Science	HL	2	6.00	4.9	4	4.5	4.51	3	5.0	4.58
Computer Science	SL	1	5.00	4.55	3	4.67	4.05	1	6.0	4.30
Mathematical Studies	SL	4	5.75	4.75	29	5.66	4.57	21	5.6	4.49
Mathematics	HL	11	3.82	4.37	18	4.11	4.52	6	4.0	4.43
Mathematics	SL	16	5.81	4.48	20	5.4	4.53	10	5.2	4.6
Fine Arts/Electives										
Music Group Performance	SL	17	5.12	4.75	33	5.25	4.59	22	5.04	4.8
Theater Arts	HL	2	4.00	4.58	0	0		2	5.0	4.35
Visual Arts	HL	3	5.00	4.92	0	0		2	6.0	4.68
Visual Arts	SL				4	5.5	4.38	2	4.5	4.42

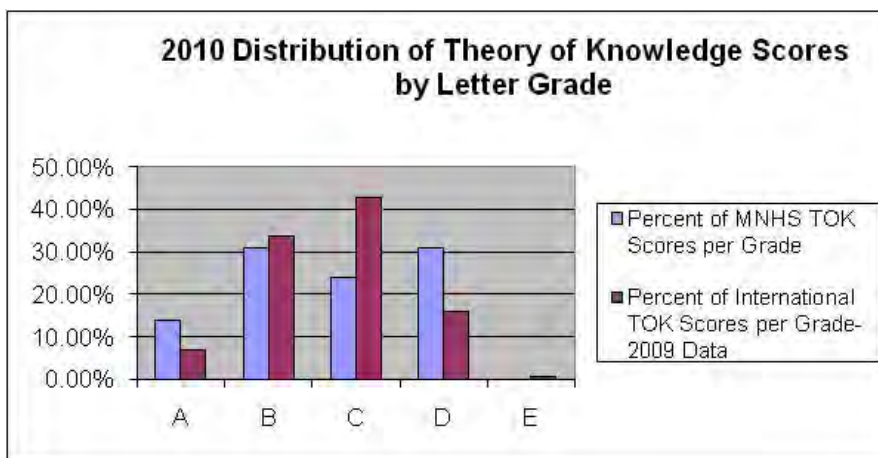
* International Baccalaureate has not yet released the World-Wide scores for History and History of the Americas.

Extended Essay and Theory of Knowledge

Additional requirements for the IB diploma include completion of an original research project called the Extended Essay (EE) and a 2-year Theory of Knowledge (TOK) course. These are in addition to the subject tests, and are scored from A (excellent) to E (elementary). A score of D or better must be obtained on either the Extended Essay or Theory of Knowledge for a student to receive the IB diploma. In other words, D is the minimum passing score. Score distribution percentages are shown below for the 36 students that completed the IB Diploma Program in May 2010, with Millard North data from previous years included for comparison.

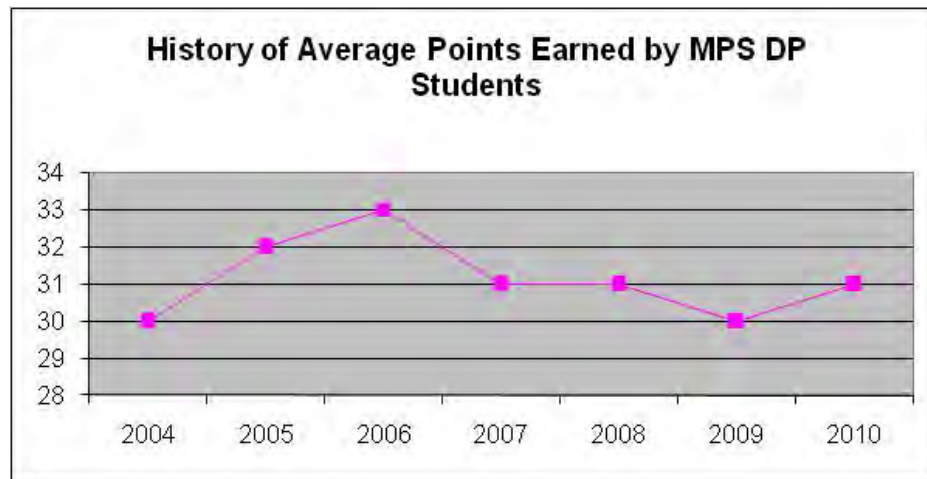
Millard North IB May 2004 - 2010 EE and TOK Results					
	Student Score Distribution Percentages				
Extended Essay	A	B	C	D	E
May 2010	8%	31%	44%	14%	3%
May 2009	9.4%	20.8%	45.3%	22.6%	1.9%
May 2008	8.8%	8.8%	32.4%	47.1%	2.9%
May 2007	13.0%	8.7%	56.5%	21.7%	0.0%
May 2006	0.0%	21.1%	47.4%	26.3%	5.3%
May 2005	14.3%	9.5%	28.6%	42.9%	4.8%
May 2004	11.1%	5.6%	33.3%	44.4%	5.6%
Theory Of Knowledge	A	B	C	D	E
May 2010	14%	31%	24%	31%	0.0%
May 2009	5.7%	30.2%	54.7%	9.4%	0.0%
May 2008	5.9%	35.3%	52.9%	5.9%	0.0%
May 2007	0.0%	30.4%	65.2%	4.3%	0.0%
May 2006	5.6%	31.6%	42.9%	15.8%	0.0%
May 2005	19.0%	42.9%	33.3%	4.8%	0.0%
May 2004	0.0%	5.6%	88.9%	5.6%	0.0%

Millard North students scoring a D or better on the Extended Essay (EE) in 2010 comprised 97% of the total students completing the essay. In the Theory of Knowledge (TOK) course at Millard North, the percent of students scoring a D or better was 100%. This represents a consistently high percentage of students with a D or better during all seven years in both the Extended Essay (EE) and Theory of Knowledge (TOK).



IB Diploma Points

IB diploma candidates must accumulate at least 24 points to be awarded the IB diploma. These points come primarily from the subject tests, with up to 3 possible extra points based on the student's performance on the Extended Essay and Theory of Knowledge. The maximum possible point total is 45. The average of IB Diploma Points for all 31 students who received the IB Diploma during the 2009-2010 school year was 31 points.



AGENDA SUMMARY SHEET

Agenda Item: Dual Enrollment Programs

Meeting Date: October 18, 2010

Department: Educational Services

Title and Brief Description: Dual Enrollment Program

Action Desired: Information Only

Background: On August 11, 2003, Millard Public Schools approved a University of Nebraska at Omaha (UNO) Dual Enrollment option. Through this opportunity, students enroll in selected Advanced Placement[®] courses take the course for high school credit at the same time as they pay tuition and receive transferable credit through UNO. Dual enrollment opportunities have expanded to include three non-Advanced Placement[®] courses at UNO.

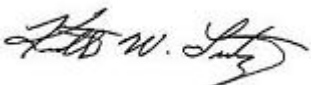
In addition, dual enrollment courses completed in agreement with Metropolitan Community College (MCC) through student participation in a Millard Career Academy or a MCC Career Academy have now been included in this report.

Recommendations: N/A

Strategic Plan Reference: N/A

Timeline: N/A

Responsible Person(s): Dr. Mark Feldhausen and Nancy Johnston

Superintendent's Approval: _____  _____

University of Nebraska Omaha						
2009-2010 Courses	MNHS	MSHS	MWHS	Total Students	Credit Hours	Total Credits
AP English Literature - 1	15	18	7	40	3	120
AP English Literature- 2	12	15	6	33	3	99
AP Calculus - 1	20	15	34	69	5	345
AP Calculus - 2	2	7	2	11	5	55
AP US History - 1	0	12	34	46	3	138
AP US History - 2	0	10	28	38	3	114
AP European History - 1	6	9	30	45	3	135
AP European History - 2	10	9	29	48	3	144
AP Physics - 1	9	0	2	11	4	44
AP Physics - 2	10	0	0	10	4	40
AP Psychology	31	29	28	88	3	264
AP German	1	5	2	8	3	24
AP French	0	0	3	3	3	9
AP Spanish	0	5	8	13	3	39
AP Biology - 1	31	21	34	86	5	430
AP Biology - 2	28	12	32	72	5	360
AP Statistics	18	23	14	55	3	165
AP US Govt-Comparative	3	0	3	6	3	18
Non AP & Academy Courses						
Athletic Training & Sports	0	3	8	11	3	33
Injuries Internship						
Introduction to Business	9	9	5	24	3	72
Introduction to Education	3	2	10	15	3	45
Total	196	193	304	693		2576
2008-2009 Courses	MNHS	MSHS	MWHS	Total Students	Credit Hours	Total Credits
AP English Literature - 1	36	52	21	109	3	327
AP English Literature- 2	35	40	11	86	3	258
AP Calculus - 1	31	35	12	78	5	390
AP Calculus - 2	7	20	7	34	5	170
AP US History - 1	12	5	36	53	3	159
AP US History - 2	13	3	24	40	3	120
AP European History - 1	13	34	30	77	3	231
AP European History - 2	14	31	24	69	3	207
AP Physics - 1	10	0	7	17	4	68
AP Physics - 2	7	0	7	14	4	56
AP Psychology	44	29	22	95	3	285
AP German	2	2	2	6	3	18
AP French	0	6	1	7	3	21
AP Spanish	0	18	0	18	3	54
AP Biology - 1	23	20	53	96	5	480
AP Biology - 2	23	20	45	88	5	440
AP Statistics	25	21	22	68	3	204
AP US Govt-Comparative	6	0	5	11	3	33
Non AP Courses						
Athletic Training & Sports	0	3	10	13	3	39
Injuries Internship						
Total	301	339	339	979		3560

2007-2008 Courses	MNHS	MSHS	MWHS	Total Students	Credit Hours	Total Credits
AP English Literature - 1	32	28	19	79	3	237
AP English Literature- 2	28	21	16	65	3	195
AP Calculus - 1	17	17	0	34	5	170
AP Calculus - 2	3	0	0	3	5	15
AP US History - 1	13	11	57	81	3	243
AP US History - 2	12	8	46	66	3	198
AP European History - 1	13	45	38	96	3	288
AP European History - 2	15	37	26	78	3	234
AP Physics - 1	14	0	6	20	4	80
AP Physics - 2	10	0	4	14	4	56
AP Psychology	57	50	21	128	3	384
AP German	1	4	3	8	3	24
AP French	0	2	3	5	3	15
AP Spanish	0	9	0	9	3	27
AP Biology - 1	41	33	39	113	5	565
AP Biology - 2	38	26	33	97	5	485
AP Statistics	29	19	19	67	3	201
Total	323	310	330	963		3417

Metropolitan Community College

Millard Public Schools Career Academies						
2009-2010 Courses	MNHS	MSHS	MWHS	Total Students	Credit Hours	Total Credits
English 11-College Comp I	3	2	12	17	4.5	76.5
Child Development (Education)	3	2	12	17	4.5	76.5
Child Development Pre-Practicum	3	2	12	17	1.5	25.5
College Composition & Research	3	2	12	17	4.5	76.5
World Religions (Education)	3	2	12	17	4.5	76.5
Accounting I	10	13	6	29	4	116
Accounting II	8	11	4	23	4	92
Wealth Building & Personal Finance	4	6	3	13	4.5	58.5
Introduction to Entrepreneurship	4	6	3	13	4.5	58.5
Legal Issues for the Entrepreneur	4	4	3	11	4.5	49.5
Entrepreneurship Feasibility Study	4	4	3	11	4.5	49.5
Business Math/Calculator App.	6	13	6	25	5.5	137.5
Introduction to Investments	4	5	1	10	4.5	45
Business Law (Finance)	4	5	1	10	4.5	45
Total	63	77	90	230		983

Metropolitan Community College Academies						
2009-2010 Courses	MNHS	MSHS	MWHS	Total Students	Credit Hours	Total Credits
Theater Tech			1	1	23.5	23.5
Auto Tech	2	2	7	11	17.5	192.5
Criminal Justice	2	2	2	6	17.5	105
Electrical Technology	1			1	28.5	28.5
Diesel	1		2	3	19.5	58.5
Web Development			2	2	19	38
Total	6	4	14	24		446

2008-2009 Courses	MNHS	MSHS	MWHS	Total Students	Credit Hours	Total Credits
Theater Tech		1	2	3	23.5	70.5
Auto Body			1	1	22	22
Auto Tech	1		3	4	17.5	70
Criminal Justice	1			1	17.5	17.5
Electrical Technology			1	1	28.5	28.5
Legal Assistant	1			1	17.5	17.5
Web Development			3	3	19	57
Certified Nursing Assistant		2		2	16.5	33
Total	3	3	10	16		316
2007-2008 Courses	MNHS	MSHS	MWHS	Total Students	Credit Hours	Total Credits
Theater Tech		1		1	23.5	23.5
HVAC		2		2	22	44
Auto Body		1		1	22	22
Auto Tech		2		2	17.5	35
Criminal Justice		2		2	17.5	35
Diesel	1	1		2	19.5	39
Web Development		1		1	19	19
Human Service/Social work		1		1	23.5	23.5
Writing for Screen and Stage	3			3	25.5	76.5
Total	4	11	0	15		317.5
Bold=new courses added						

AGENDA SUMMARY SHEET

AGENDA ITEM: Investment Report

MEETING DATE: October 15, 2010

DEPARTMENT: Business

TITLE & BRIEF DESCRIPTION: Investment Report – A report of the current investments and investment practices of the district.

ACTION DESIRED: Approval Discussion Information Only

BACKGROUND: Attached is the Quarterly Investment Report for the period ending September 30, 2010.

OPTIONS AND ALTERNATIVES: n/a

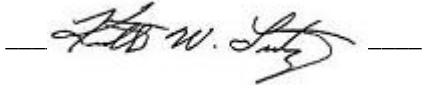
RECOMMENDATION: n/a

STRATEGIC PLAN REFERENCE: n/a

IMPLICATIONS OF ADOPTION/REJECTION: n/a

TIMELINE: n/a

RESPONSIBLE PERSON: Chris Hughes (Accounting Manager) & Ken Fossen (Assoc. Supt.)

SUPERINTENDENT'S APPROVAL: 

Millard Public Schools
Investment of Funds
September 30, 2010

Nebraska School District Liquid Asset Fund

The Millard Public Schools utilizes the Nebraska School District Liquid Asset Fund (referred to as either NSDLAF or CADRE, the financial services firm which manages the fund) for day-to-day investing. NSDLAF was established in 1988. The fund is offered exclusively to Nebraska school districts, educational service units, and technical community colleges. The fund's objective is to allow school districts to pool their dollars for investment. The fund invests in items permitted by Nebraska law (i.e. repurchase agreements, U.S. Government Agency Obligations, U.S. Treasury Bills and Certificates of Deposit).

MPS maintains two liquid accounts that can be accessed daily. The General Fund, Food Service Fund, Administrative Activity Fund, Special Building Fund, Bond Fund, Depreciation Fund, Construction Fund and Employee Benefit Fund utilize one account. This account is used throughout the month as taxes, state aid, etc. are received and as bills or payroll are paid. The other account is utilized by the various middle schools. As of September 30, 2010, the 7-day current yield for these accounts was 0.08%. MPS also utilizes long term fixed investments (examples: 30, 60, 90 day US Government Securities, Certificates of Deposits, etc). The current rate of return depends on the term, with the district currently earning 0.50% to 1.29%.

Sweep Account for General Checking Account

Each day, any balance remaining in the District's main checking account above the level necessary to avoid service charges is invested in either U.S. Government agency backed repurchase agreements (amounts under \$25,000) or commercial paper notes (amounts over \$25,000). The interest rate for the sweep account is currently 0.05%.

Bond Fund Trust Account at First National Bank of Omaha

Taxes and other revenues received for the repayment of bond principal and interest are invested through the trust department at First National Bank of Omaha. The funds are invested in U.S. Treasury Bills, individual U.S. Government Agency backed securities, or a money market account which invests in U.S. Government backed agency securities, based on the funds available, the time line until the next debt service payment, and the available yields. The trust account balance as of September 30, 2010 was \$16,371,576.72.

AGENDA SUMMARY SHEET

AGENDA ITEM: Quarterly M&O Report

MEETING DATE: October 18, 2010

DEPARTMENT: General Administration

TITLE & BRIEF DESCRIPTION: Quarterly M&O Report – The quarterly report from Sodexo regarding the District’s Maintenance and Operations.

ACTION DESIRED: Approval Discussion Information Only

BACKGROUND: n/a

OPTIONS AND ALTERNATIVES: n/a


RECOMMENDATION: n/a

STRATEGIC PLAN REFERENCE: n/a

IMPLICATIONS OF ADOPTION/REJECTION: n/a

TIMELINE: n/a

RESPONSIBLE PERSON: Bob Snowden, General Manager (Sodexo) and Ken Fossen, Associate Superintendent (General Administration)

SUPERINTENDENT’S APPROVAL: 



Millard Public Schools Executive Summary

Quarterly Review for July – September 2010

I. Accomplishments

MAINTENANCE HIGHLIGHTS

- Indoor Air Quality/Environmental issues were investigated at the following locations:
 - Ezra – classroom; under investigation
 - Cather – media; under investigation
 - Black Elk – portable; under investigation
 - Reagan – classrooms/exterior; issue remedied
 - South High – classroom; issue remedied
- Annual and Semi-Annual Preventative Maintenance work continued through the quarter, and will continue to be worked on through October to complete all required tasks.
- Some of the major projects completed over the summer are as follows:
 - Replace tubes in steam boiler at Central Middle School.
 - Repairing one of the two chillers at West. Temporary cooling was brought in to deal with the hot weather in August/September. We will schedule the repair of the second chiller over the winter months.
 - Installed insulation on the chiller at North High.
 - Replaced fire and smoke dampers in sections of South and North High.
 - Worked on our energy management software to improve equipment operations and efficiency.
 - Replaced two defective coils at Sandoz.
 - Installed new compressor in Norris's chiller.
 - Annual boiler inspections were completed on June 23 and 24 with Travelers Insurance. Items noted were repaired.
 - Annual Fire Alarm and device testing was completed District wide.
 - Repaired elevator problems as noted by the State's Annual Inspections.
 - Completed installation of the new dishwasher for North High's kitchen.
- Repairs were made to the east bleachers at Buell due to damage. Additional reinforcements are on order to help brace another section of seats to prevent further damage.



GROUND'S HIGHLIGHTS

- Grounds prepared all Middle School and High School sites for fall sports.
- Preventative Maintenance work began on all snow removal equipment.
- Contracts were bid out for the snow removal season and awarded.
- Snow removal supplies such as ice melt were put out to bid and awarded.
- Work was done at Horizon High to help ease the erosion issues around certain areas of the parking lot.

CUSTODIAL HIGHLIGHTS

- All buildings were prepared for the new school year and project cleaning completed at all sites. This included:
 - Deep room cleaning
 - Restroom/Locker Room project cleaning
 - Carpet extraction
 - Hard surface floor refinishing
 - Gym floor refinishing
- All summer schools were prepared for the current school year once summer school was completed. This time frame gives our crews about 3 weeks to complete all tasks.
- North Middle and Cottonwood were prepared for the school year after the carpet replacement project handled by Ed Rockwell's team.
- Ron Witt Support Service Center was prepared for move-in during September.

CUSTODIAL MANAGER VISITS

July - September

Inspections Completed	63
Principal Visits Completed	210
Total Site Visits Completed	1684

GENERAL HIGHLIGHTS

- Sandra Beernink was hired as a new Custodial Manager in September. She will be responsible for handling all issues within Custodial, along with select issues with Maintenance and Grounds at West High, Beadle Middle School and Russell Middle School. She will office out of West High.
- Facilities Managers began planning out recommendations for the Summer 2011 Capital Project List. All recommendations were turned in and reviewed.



- Bob Snowden presented at the New Administrators Induction Meeting held on July 27. At this meeting, Facilities and Food Service Operations were discussed and reviewed.

II. Training

JULY

- Seven employees received Asbestos Refresher Training: Total Training Hours: 2.5
- Two employees received Refresher Training on Ladders and Slips/Trips/Falls: Total Training Hours: 1.0
- Thirty-six employees received training on Truck Care, Driver Safety and Daily Checks: Total Training Hours: 16.5

July Training Totals: 20.0

AUGUST

- One hundred and seventy employees attended training covering Accident Prevention Review, Report to Work Procedures, Back Injury, Slips/Trips/Falls, PPE and Chemical Safety and Injury Reporting. Total Training Hours: 170.0
- Two employees received New Employee Orientation. Total Training Hours: 53.5
- Three employees received Refresher Training on Lunch Room Duty/Clean-up. Total Training Hours: 1.50
- One Manager received On-Line Training for a new Hiring System Web Site: Total Training Hours: 1.0

August Training Totals: 226.0

SEPTEMBER

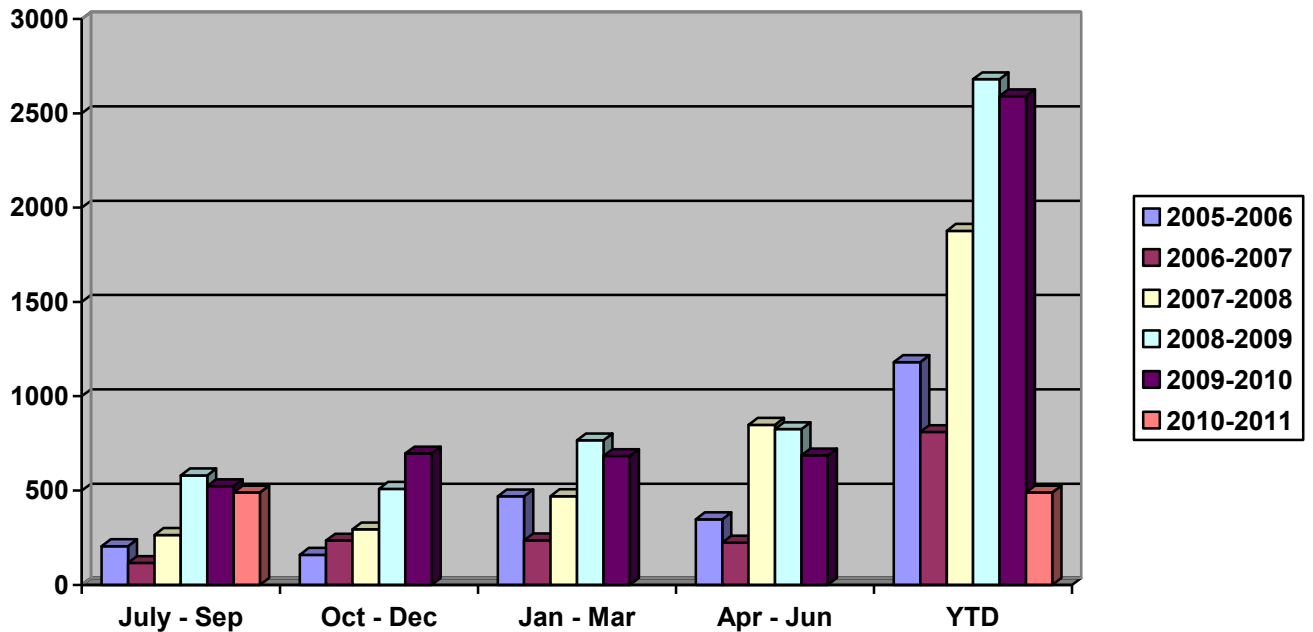
- One hundred and fifty-five employees received training on Blood Borne Pathogens, First Aid and Violence Prevention. Total Training Hours: 155.0
- Two employees received New Employee Orientation. Total Training Hours: 29.0
- Six employees received training on On-Line Work Orders. Total Training Hours: 14.0
- One Manager received Orientation Training. Total Training Hours: 45.0

September Training Totals: 243.0



MPS Training by Quarter with Comparison to Previous Quarters

Training Period	2010-2011 Total Hours	2009-2010 Total Hours	2008-2009 Total Hours	2007-2008 Total Hours	2006-2007 Total Hours	2005-2006 Total Hours
July – September	489.00	522.75	580.00	264.50	116.25	205.25
October – December		696.75	508.75	294.00	234.50	159.00
January – March		682.50	766.25	470.00	235.75	469.25
April – June		686.00	825.50	848.50	223.50	347.50
School Year to Date	489.00	2590.00	2680.50	1877.00	810.00	1181.00
% Increase/Decrease		-3.4%	42.80%	132.7%	-31.4%	-





Below is an outline of the Safety Training that will occur during the 2010/2011 school year. This will be in addition to any Job-skills training that is completed.

	Maintenance ALL – 7:00 AM	Custodial*** Days – 2:30 PM Nights - 1:00 PM	Grounds ALL – 6:30 AM
Aug	APRF	APRF	APRF
Sep	BBP / 1 st Aid / Violence Inspections	BBP / 1 st Aid / Violence Inspections	BBP / 1 st Aid / Violence Inspections
Oct	SnowPlow / Winter Safety / HazID SEE NOTE	Winter Equip / HazID	Winter Equip / SnowPlow / HazID SEE NOTE
Nov	Ladders / Lifting/Backs	Ladders / Lifting/Backs Handwashing/Hygiene	Ladders / Lifting/Backs Forklift
Dec	Slips / Trips / Falls Electrical	Slips / Trips / Falls Electrical	Slips / Trips / Falls Electrical
Jan	LOTO / Hearing	LOTO / Hearing	LOTO / Hearing
Feb	PPE / RTW / Compressed gases	PPE / RTW / Compressed gases	PPE / RTW / Compressed gases
Mar	Safe Equipment Chemicals	Safe Equipment Chemicals	Safe Equipment Chemicals
Apr	Fire Safety / Confined Space	Fire Safety / Confined Space Carpet Training	Fire Safety / Confined Space
May	Heat Stress Outdoor Work	Heat Stress Outdoor work	Heat Stress Outdoor work
Jun	Lift Training	Lift Training / Asbestos	Lift Training / Forklift
Jul	Driving	Hard Floor Training / other specialized training	Driving

III. Quality and Productivity

MONTHLY CUSTODIAL INSPECTIONS

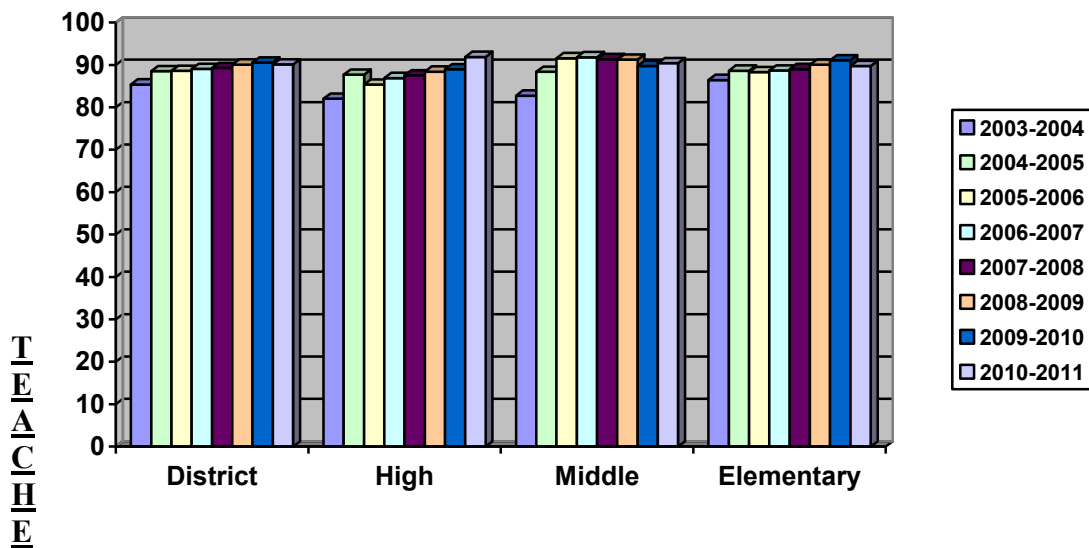
The Monthly Inspections began again in September and all results will be reported quarterly.

Monthly Custodial Inspections

	September 2010	September 2009
District	90.102%	91.161%
High School	91.891%	88.355%
Middle School	90.404%	90.365%
Elementary/Other	89.757%	91.857%



	YTD 10-11	YTD 09-10	YTD 08-09	YTD 07-08	YTD 06-07	YTD 05-06	YTD 04-05	YTD 03-04
District Average	90.102%	90.568%	90.086%	89.305%	89.067%	88.626%	88.515%	85.387%
High School	91.891%	88.969%	88.402%	87.537%	86.910%	85.362%	87.716%	82.037%
Middle School	90.404%	89.749%	91.244%	91.359%	91.819%	91.604%	88.395%	82.741%
Elementary/Other	89.757%	91.107%	90.052%	89.034%	88.679%	88.316%	88.640%	86.443%



TEACHER SURVEYS – All Department Survey

Teacher Surveys continued for the quarter. Results are below along with comparisons to previous years.

September 2010
114 Surveys

	Overall Average	Custodial Average	Maintenance Average	Grounds Average
District Average	114	4.06	4.26	4.08
High School	3	4.42	4.20	4.00
Middle School	37	4.61	4.60	4.57
Elementary School	74	3.76	4.09	3.84

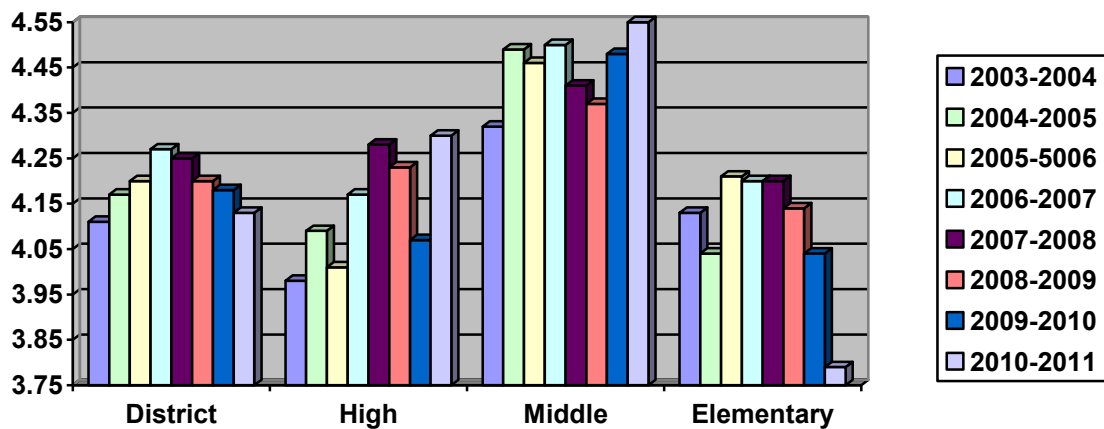


Comparison of District Average by Year and Department

	Number of Surveys	District Average	Custodial Average	Maintenance Average	Grounds Average
2010-2011 YTD	114	4.13	4.06	4.26	4.08
2009-2010 YTD	1185	4.18	4.14	4.28	4.06
2008-2009 YTD	1250	4.20	4.18	4.27	4.06
2007-2008 YTD	1398	4.25	4.25	4.31	4.10
2006-2007 YTD	1128	4.27	4.26	4.34	4.13
2005-2006 YTD	1001	4.20	4.16	4.29	4.13
2004-2005 YTD	1074	4.17	4.14	4.25	4.02
2003-2004 YTD	351	4.11	4.10	4.19	3.96

Comparison by School Type

	High School	Middle School	Elementary School
2010-2011 YTD	4.30	4.60	3.79
2009-2010 YTD	4.07	4.48	4.04
2008-2009 YTD	4.23	4.37	4.14
2007-2008 YTD	4.28	4.41	4.20
2006-2007 YTD	4.17	4.50	4.20
2005-2006 YTD	4.01	4.46	4.21
2004-2005 YTD	4.09	4.49	4.04
2003-2004 YTD	3.98	4.32	4.13





Grounds Department Results by Area

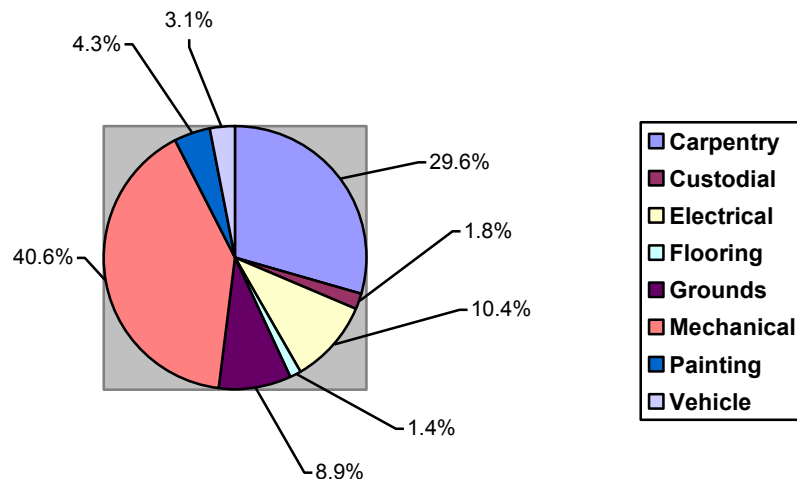
	East	West	Central	North
2010-2011 TYD	4.36	4.40	3.84	4.04
2009-2010 YTD	3.99	4.18	4.07	3.92
2008-2009 YTD	3.84	4.22	4.02	4.12
2007-2008 YTD	4.21	4.07	4.06	3.99
2006-2007 YTD	4.04	4.23	4.05	4.35

MAINTENANCE WORK ORDERS

Below is a breakdown for work orders received and completed for the period of July – September, 2010:

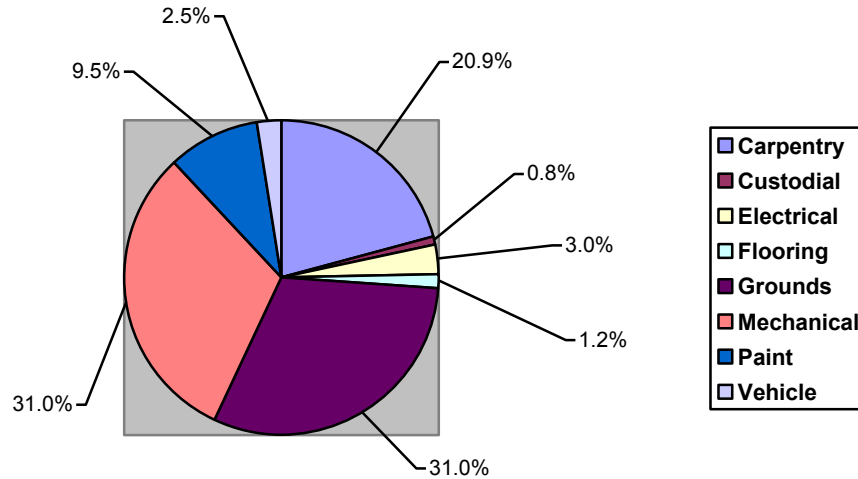
	Received	Completed	Open
Carpentry	742	796	205
Custodial	45	40	9
Electrical	260	243	30
Flooring	35	52	12
Grounds	223	215	130
Mechanical/HVAC	1018	973	305
Painting	107	136	93
Vehicle	79	68	24
Total	2509	2523	808

Percentage of Work Orders Received by Department





Percentage of Work Orders Open by Department



Below is a breakdown of all open work orders in the system by age (in days) through September, 2010.

Days Open	0-14	15-28	29-60	61-90	91-120	121-150	151-180	181-365	365+
Carpentry	58	32	48	21	27	4	2	8	5
Custodial	4	2	3	0	0	0	0	0	0
Electrical	17	3	7	2	0	0	1	0	0
Flooring	4	0	1	1	1	1	0	1	3
Grounds	23	5	21	13	7	12	5	21	23
Mechanical	106	31	65	43	30	4	4	16	6
Painting	10	3	15	12	12	7	3	21	10
Vehicles	11	2	6	1	1	2	1	0	0
Total	233	78	166	93	78	30	16	67	47
% Open	28.8	9.7	20.5	11.5	9.7	3.7	2.0	8.3	5.8



PREVENTATIVE MAINTENANCE

Below is a breakdown of all Preventative Maintenance work orders open and completed, as well as age of open Preventative Maintenance (in days) for the period of July - September, 2010.

Open as of October 5, 2010	Total Completed July - September
1396	1009

Days Open	0-14	15-28	26-60	61-90	91-120	121-150	151-180	181-365	365+
Carpentry	0	9	0	66	38	1	0	1	0
Custodial	290	17	113	82	27	7	2	1	0
Grounds	9	1	6	2	1	0	2	6	3
Mechanical	98	2	117	149	35	1	5	14	0
Vehicle	56	0	54	19	5	18	13	92	34
Total	453	29	290	318	104	27	22	114	37
% Open	32.4	2.1	20.8	22.8	7.5	1.9	1.6	8.2	2.7

WORK ORDER HOURS – Year to Date Summary

Below is a summary of the amount of *hours worked* by location for all work orders submitted for the period of July – September, 2010. Also reported is total hours worked for previous years

School	YTD Hours Worked July - Sept	YTD Hours Worked 6/1/09 to 5/31/10	YTD Hours Worked 6/1/08 to 5/31/09	YTD Hours Worked 6/1/07 to 5/31/08	YTD Hours Worked 6/1/06 to 5/31/07	YTD Hours Worked 6/1/05 to 5/31/06
Abbott	155.00	407.00	671.50	531.00	688.25	683.00
Ackerman	390.75	837.75	890.50	949.50	842.50	1130.00
Aldrich	166.75	580.00	824.25	670.50	576.75	643.00
Black Elk	179.25	884.50	803.25	880.50	902.25	1187.75



School	YTD Hours Worked July - Sept	YTD Hours Worked 6/1/09 to 5/31/10	YTD Hours Worked 6/1/08 to 5/31/09	YTD Hours Worked 6/1/07 to 5/31/08	YTD Hours Worked 6/1/06 to 5/31/07	YTD Hours Worked 6/1/05 to 5/31/06
Bryan	114.25	932.25	1361.25	569.00	748.00	767.60
Cather	239.75	803.50	775.25	630.15	422.25	457.25
Cody	197.00	736.60	905.75	890.50	792.75	1000.50
Cottonwood	140.25	805.25	572.50	479.50	701.25	753.10
Disney	174.75	330.25	555.25	362.50	319.75	551.75
Ezra	219.50	694.75	550.75	669.25	934.50	396.25
Harvey Oaks	268.25	1025.50	549.75	462.25	894.75	626.00
Hitchcock	288.25	342.00	531.25	564.75	412.50	727.25
Holling Heights	93.00	523.00	479.75	655.25	508.25	578.00
Montclair	369.25	900.00	1092.00	684.90	939.25	1108.50
Morton	294.00	1019.50	519.22	591.25	960.50	779.25
Neihardt	144.75	535.75	1073.00	621.50	864.00	1037.35
Norris	143.50	914.50	679.75	823.00	726.75	838.00
Reagan	216.75	724.75	736.50	591.00	45.50	n/a
Reeder	150.50	276.25	415.75	567.25	714.75	235.25
Rockwell	182.00	1009.75	832.00	1331.35	1161.50	1264.20
Rohwer	262.25	792.50	746.35	711.75	439.00	857.75
Sandoz	122.25	628.25	709.00	357.50	546.25	524.75
Upchurch	278.00	607.00	757.25	29.00	n/a	n/a
Wheeler	252.00	643.25	1164.90	634.25	874.50	783.75
Willowdale	151.75	870.00	1111.00	769.25	870.00	614.00
Elementary Total	5193.75	18122.35	20,290.48	16,026.65	16,885.75	17,564.25
Andersen	213.50	1398.35	1663.00	1185.54	1725.25	1205.00
Beadle	529.00	1232.33	1151.50	1237.75	747.75	1186.00
Central & Annex	546.25	1661.75	1410.00	1302.00	1734.25	2077.50
Kiewit	225.25	893.25	1236.00	796.00	1336.50	1408.00
North	150.50	546.50	1006.00	808.20	580.00	965.00
Russell	344.25	849.81	1319.75	887.25	1139.50	899.25
Middle Total	2008.75	6581.99	7,785.75	6,216.74	7,263.25	7,740.75
Horizon	131.25	399.50	10.75	n/a	n/a	n/a
North	1389.00	3172.25	3181.75	2826.75	2737.00	5759.90
South	1012.50	5244.25	4075.00	3489.75	3301.75	3914.75
West	382.75	2916.25	2224.00	3587.75	2953.00	3146.25
High Total	2915.50	11732.50	9,491.50	9,904.25	8,991.75	12,820.90
Buell	136.75	219.75	275.50	275.00	237.25	206.50
District-Wide*	6744.50	20625.25	17622.80	15239.08	15301.00	6552.25
DSAC	220.50	781.00	982.26	575.25	668.50	620.25
Echo Hills	76.00	42.50	31.50	36.25	81.25	107.75
Ron Witt	235.75	298.75	423.75	n/a	n/a	n/a



School	YTD Hours Worked July - Sept	YTD Hours Worked 6/1/09 to 5/31/10	YTD Hours Worked 6/1/08 to 5/31/09	YTD Hours Worked 6/1/07 to 5/31/08	YTD Hours Worked 6/1/06 to 5/31/07	YTD Hours Worked 6/1/05 to 5/31/06
MLC	-	111.25	150.50	167.50	311.50	457.00
Technology	60.50	12.00	7.50	36.75	81.25	76.75
Support Services	987.50	4628.50	4839.75	3209.50	2807.75	2802.00
Wiebe	4.00	35.75				
YAP – Voc Cntr.	-	2.50	-	22.00	n/a	n/a
Other Total	8465.50	26458.50	23,351.30	19,561.33	19,446.25	10,822.50
Grand Total	18583.50	62895.34	60,919.03	51,708.97	52,587.00	48,948.40

CUSTODIAL ABSENCES

Below is a summary of the custodial absences for July – September, 2010

	July 2010	August 2010	September 2010	Quarter Total Hours	% of Total Hours
Business and Emergency	64	144	52	260	4.0
Bereavement	32	16	40	88	1.3
Family Sick	0	136	64	200	3.0
FMLA	120	144	312	576	8.8
Jury Duty	0	8	0	8	0.1
Leave without Pay	8	16	32	56	0.9
Leave with Pay	0	0	0	0	0
Sick	336	252	292	880	13.4
Vacation	2751	832	922	4505	68.6
Total Absences	3311	1572	1714	6573	100.0
Percentage of Scheduled Work Absent	16.8%	5.8%	6.6%	9.1%	
<i>Comparison Months – 2009</i>	<i>11.4%</i>	<i>5.0%</i>	<i>6.6%</i>	<i>7.7%</i>	
<i>Comparison Months – 2008</i>	<i>13.0%</i>	<i>6.2%</i>	<i>6.7%</i>	<i>8.7%</i>	
<i>Comparison Months – 2007</i>	<i>16.0%</i>	<i>3.9%</i>	<i>7.2%</i>	<i>6.9%</i>	
<i>Comparison Months – 2006</i>	<i>19.6%</i>	<i>6.5%</i>	<i>6.9%</i>	<i>10.1%</i>	



MAINTENANCE AND GROUNDS ABSENCES

Below is a summary of the maintenance and grounds absences for July – September, 2010

	July 2010	August 2010	September 2010	Quarter Total Hours	YTD Totals
Business and Emergency	20.5	19.0	18.5	58.0	3.2%
Bereavement	0	0	8.0	8.0	0.4%
Family Sick	8.0	8.0	0	16.0	0.9%
Jury Duty	0	8.0	0	8.0	0.4%
Leave without Pay	0	0	13.5	13.5	0.7%
Leave with Pay	0	0	0	0.0	0.0%
Sick	91.0	160.0	80.0	331.0	18.2%
Vacation	380.0	240.0	768.0	1388.0	76.2%
Total Absences	499.5	435.0	888.0	1822.50	100.0%
Percentage of Scheduled Work Absent	3.9%	4.4%	9.3%	5.6%	
<i>Comparison Months – 2009</i>	<i>10.5%</i>	<i>6.4%</i>	<i>5.0%</i>	<i>7.3%</i>	
<i>Comparison Months – 2008</i>	<i>11.4%</i>	<i>4.0%</i>	<i>4.9%</i>	<i>6.8%</i>	
<i>Comparison Months – 2007</i>	<i>9.2%</i>	<i>3.8%</i>	<i>3.7%</i>	<i>5.6%</i>	

IV. Goals

- Continue to hire for vacant full-time and part-time positions.
- Continue to monitor and manage the current MPS budget.
- Prepare all athletic fields for winter.
- Continue to replenish wood chips and mulch throughout the District.
- Finish preparations for the snow season.
- Perform Preventative Maintenance on all mowing equipment.
- Winterize all outdoor restrooms, concessions, etc.
- Winterize all irrigation systems.
- Perform minor custodial projects over fall and Holiday breaks.

AGENDA SUMMARY SHEET

AGENDA ITEM: Quarterly Food Service Report

MEETING DATE: October 18, 2010

DEPARTMENT: General Administration

TITLE & BRIEF DESCRIPTION: Quarterly Food Service Report – The quarterly report from Sodexo regarding the District’s Food Service Operations.

ACTION DESIRED: Approval Discussion Information Only

BACKGROUND: n/a

OPTIONS AND ALTERNATIVES: n/a

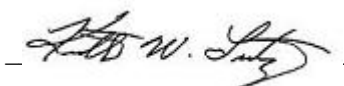
RECOMMENDATION: n/a

STRATEGIC PLAN REFERENCE: n/a

IMPLICATIONS OF ADOPTION/REJECTION: n/a

TIMELINE: n/a

RESPONSIBLE PERSON: Bob Snowden, General Manager (Sodexo), Jeff Edwards, Food Service Director (Sodexo) and Ken Fossen, Associate Superintendent (General Administration)

SUPERINTENDENT’S APPROVAL: 



Executive Summary July – September 2010 Quarterly Review

Below is the summary of events and accomplishments that occurred during July – September, 2010.

Quarter Events

The summer months were spent preparing for this current school year. Some of the highlights of what was accomplished are below:

- ❖ The 5-week menu cycle was evaluated and changes made to reflect previous year's patterns.
- ❖ NutriKids information was updated to reflect the new 5-week meal pattern.
- ❖ All 25 Elementary Schools received updated marketing to reflect the new Student Well Being Program.
- ❖ Old wooden shelving in kitchen storerooms was replaced over the summer at Sandoz, Hitchcock and Cather.
- ❖ The dish machine at North High was replaced.
- ❖ A new Deli Station was installed at North High in the Mustang Center to help minimize crowd issues during the lunch periods within the serving area.
- ❖ Montclair received some kitchen equipment upgrades.
- ❖ Kitchen Walls at seven locations were either repainted, or accent walls painted to match the décor and marketing. Locations are below:
 - Ackerman
 - Bryan
 - Cody
 - Cottonwood
 - Disney
 - Montclair
 - Rohwer



Executive Summary July – September 2010 Quarterly Review

- ❖ In working with the State, MPS IT, and Dr. Fossen, we were able to introduce an on-line version of the Free and Reduced Application Process for the 2010/2011 school year. This link is now available on the MPS Website, and will make it easier for families to apply.

<https://mealapps.mpsomaha.org/lfserver/eform>

Additionally, we added Digital Imaging so that any hand-written application can be scanned in, and added to our on-line applications so that all are kept electronically.

With the addition of the on-line application process, we have seen a spike in the number of rejections, indicating more families are now applying than in the past. Part of the explanation on this can be it is now easier to apply than in the past.

Some statistics are below:

- As of 10/6/2009 – there were 170 applications denied.
 - As of 10/6/2010 – there are 543 applications denied; or a **219% increase** over last year.
 - As noted later in this report, we have seen a **2.4% increase** in qualified Free & Reduced students from this September compared to last September.
- ❖ Judy Kyle was promoted to General Manager to run the new Food Service Program at Ralston Public Schools. Candidates were interviewed and Justin Wiley was selected as her replacement. Justin began work for Sodexo in Millard in July.
 - ❖ The Management Team, along with select Millard Kitchen Managers and Employees assisted with the start-up of the Ralston Public Schools Food Program. We appreciated all the help the team provided!!



Executive Summary July – September 2010 Quarterly Review

- ❖ In July, 23 Millard and Sodexo Managers attended the Annual Food Managers Conference hosted by Chuck Thomas in Oklahoma. Over 250 Sodexo and client managers attended this events, which covers topics such as:
 - Team Building
 - New Programs and Procedures
 - Safety Topics
 - Marketing and Promotional Changes/Upgrades
 - Stop Hunger Food Drive – A total of \$5,750 was raised by Kitchen Managers for hunger related programs.



Millard group visiting Bricktown in Oklahoma

Principal Surveys

Principal Surveys were completed at the close of last school year. This was the first year we incorporated Food Service into our annual Principal Survey. Therefore, this data is our baseline for the coming year's surveys to compare with. Below are the results, both overall, and individual buildings. All results are on a scale of 1 to 5, with 5 being "excellent."



Executive Summary
July – September 2010
Quarterly Review

	Food Service														Avg.
	1	2	3	4	5	6	7	8	9	10	11	12	13	14	
Abbott	5	5	5	5	4	4	5	5	5	5	5	5	5	5	4.86
Ackerman															
Aldrich	5	5	5	5	3		5	5	5	5	5	5	5	5	4.85
Andersen	5	4	4	5	4	5	4	4	5	5	4	5	5	5	4.57
Beadle	5	5	5	5	5	5	5	5	5	5	5	5	5	5	5.00
Black Elk	5	5	5	5	4	4	4	5	5	5	3	5	4	4	4.50
Bryan	4	4	5	4	3	3	3	3	4	4	3	4	4	5	3.79
Cather	5	4	4	4	4	4	4	4	5	4	4	4	4	4	4.14
Central Middle	4	3	5	5	4	4	4	5	5	5	4	5	4	5	4.43
Cody	5	5	5	5	5	5	4	4	5	5	5	5	4	5	4.79
Cottonwood	4	4	5	5	4	4	4	4	5	4	5	5	4	4	4.36
Disney	5	5	5	5	5	5	5	5	5	5	5	5	5	5	5.00
Ezra															
Harvey Oaks	5	4	5	4	4	3	4	4	5	4	4	4	4	4	4.14
Hitchcock															
Holling Heights	5	5	5	5	5	5	5	5	5	5	5	5	5	5	5.00
Kiewit	5	5	5	5	3	3	3	4	5	5	4	4	5	5	4.36
Horizon (2010)	5	5	5	5	5	5	5	5	5	5	5	5	5	5	5.00
Montclair	4	4	5	5	3	3	3	3	5	3	3	5	3	5	3.86
Morton	3	4			3	2	3	3	4	4	4	4	3	3	3.33
Neihardt															
Norris	5	5	5	5	4	5	4	4	5	5	5	5	5	5	4.79
North Middle	5	5		5	4	5	5	4	5	5	4	5	5	5	4.77
North High	4	5	3	5	3	3	3	4	4	3	3	3	3	3	3.50
Reagan	5	5	5	5	5	5	5	5	5	5	5	5	5	5	5.00
Reeder	5	5	5	5	5	5	5	5	5	5	5	5	5	5	5.00
Rockwell															
Rohwer	4	4	4	4	3	4	4	4	5	5	5	5	4	5	4.29
Russell	4	4	5	5	4	4	4	4	4	4	4	4	5	5	4.29
Sandoz	5	5	5	5	5	5	5	5	5	5	5	5	5	5	5.00
South High	4	4	5	5	4	3	4	4	5	4	4	5	4	5	4.29
Upchurch	5	5	5	5	5	5	5	5	5	5	5	5	5	5	5.00
West High	5	5	5	5	5	5	5	5	5	5	5	5	5	5	5.00
Wheeler	4	4	5	5	4	4	4	4	4	5	4	5	4	5	4.36
Willowdale	5	4	5	5	4	5	4	5	5	4	4	4	4	4	4.43
Average	4.63	4.53	4.82	4.86	4.10	4.21	4.23	4.37	4.83	4.60	4.37	4.70	4.43	4.70	4.52



**Executive Summary
July – September 2010
Quarterly Review**

	2010
High School Average	4.45
Middle School Average	4.57
Elementary School Average	4.54
Supervisor Average	4.82
Food Service Director Average	4.86
Service Average	4.58
Food Average	4.18
<i>OVERALL DISTRICT AVERAGE</i>	4.52

Principal Survey Questions

1. Please rate the kitchen staff at your building and their overall effectiveness of providing quality food service operations.
2. Please rate the courteousness and friendliness of the kitchen staff.
3. Rate the effectiveness/responsiveness of your Support Service Center based Food Service Manager.
4. Please rate the effectiveness/responsiveness of the Food Service Director.
5. Please rate the quality of the food.
6. Please rate the variety of the food choices.
7. Please rate the appearance of the food.
8. Is the atmosphere/decoration appealing?
9. Is the kitchen and serving area clean?
10. Is Food Service meeting your building's needs?
11. Is Food Service meeting the student's needs?
12. Are issues you have addressed in a timely manner?
13. Overall, please rate your satisfaction level with the Food Service Department.
14. Overall, please rate your satisfaction level with the Food Service Management Team.



**Executive Summary
July – September 2010
Quarterly Review**

Training

Training continued throughout the quarter. Below is a summary of that training:

July:

- Nine employees attended Step 1 and 2 training and received New Employee Orientation. Total Training Hours: 112.5
- Twenty-three Kitchen Managers attended the Food Service Manager Retreat in Oklahoma during July. Total Training Hours: 242.0

Total July Training Hours: 354.5

August:

- One hundred and fifty-one employees attended the All Staff Opening Meetings in preparation for the current school year. Total Training Hours: 604.00
- Twelve employees attended Step 1 & 2 training and received New Employee Orientation. Total Training Hours: 144.0
- One hundred and eighteen staff members were retrained/recertified in their Food Handlers certification. Total Training Hours: 295.0

Total May Training Hours: 1043.0

September:

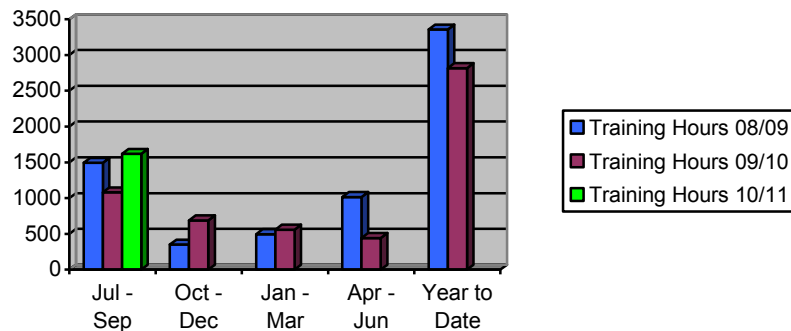
- One hundred and seventy-seven employees received monthly training covering Blood Borne Pathogens, First Aid, Violence Prevention and Inspections. Total Training Hours: 177.0
- Fourth-three Kitchen Managers and Department Heads attended Manager Meetings and Training during September. Total Training Hours: 43.0

Total August Training Hours: 220.0



Executive Summary July – September 2010 Quarterly Review

	July – September	October – December	January – March	April – June	Year to Date
<i>Total Training Hours – 2010/2011</i>	1617.50				1617.50
<i>Total Training Hours – 2009/2010</i>	1080.50	687.75	558.00	489.75	2816.00
<i>Total Training Hours – 2008/2009</i>	1491.50	351.50	496.50	1016.50	3356.00



Below is part of our Training Calendar for Food Service for the 2010/2011 school year. This outlines the basic Food and Physical Safety Training that will be done monthly.

	Foods* ALL 2:30 PM
Aug	APRF
Sep	BBP/ 1 st Aid / Violence Inspections
Oct	Burn Prevention / Haz ID / Knives Washing / Temps
Nov	Ladders / Lifting / Backs Hygiene
Dec	Slips / Trips / Falls / Electrical Thawing / Self Service
Jan	LOTO / Hearing Receive and Store
Feb	PPE / RTW / Comp. gases Cooling / Reheating
Mar	Safe Equipment / Chemicals Wiping Cloths
Apr	Fire Safety Handwashing / Gloves
May	Heat Stress Sanitizing Surfaces
Jun	No school for
Jul	Food Service



Executive Summary
July – September 2010
Quarterly Review

Financial Performance
July - September

	1st Quarter Budget	1st Quarter Actual 10/11	1st Quarter Actual 09/10
Income	\$2,014,468	\$2,049,533	\$1,874,202
Rebates	\$103,463	\$163,595	\$103,463
Total Income	\$2,117,931	\$2,213,128	\$1,977,665
Food Cost	\$812,208	\$854,189	\$805,108
Management Labor	\$66,807	\$59,783	\$65,513
Other Expenses	\$179,948	\$224,142	\$189,798
Management Fee	\$90,823	\$94,067	\$87,597
Total Sodexo Expenses	\$1,149,786	\$1,232,181	\$1,148,016
Wages and Benefits (Hourly and Salary)	\$968,780	\$873,154	\$705,025
Wages – Students	\$1,000	\$1,040	\$973
Other Expenses	\$44,000	\$19,907	\$19,655
Merchant Fees	\$16,000	\$15,000	\$13,842
Total Millard Expenses	\$1,028,780	\$909,100	\$739,495
Return after Direct Expenses	(\$60,635)	(\$68,762)	(\$79,071)
Transfers – Para’s	\$40,000	\$40,000	\$39,294
Transfers – Custodial	\$52,000	\$52,000	\$49,500
Transfers – Building	\$80,000	\$80,000	\$80,460
Total Indirect Expenses	\$172,000	\$172,000	\$169,254
Grand Total – All Expenses	\$2,350,566	\$2,313,281	\$2,056,736
Net Return	(\$232,635)	(\$100,153)	(\$79,071)



Executive Summary
July – September 2010
Quarterly Review

Year to Date Projections

	YTD Budget 2010/2011	YTD Actual + Projections 2010/2011	2009/2010 Actual
Income	\$10,263,784	\$10,431,831	\$9,894,989
Rebates	\$642,316	\$642,287	\$ 642,521
Total Income	\$10,906,100	\$11,074,118	\$ 10,537,510
Food Cost	\$4,133,994	\$4,236,700	\$ 4,036,637
Management Labor	\$267,228	\$266,514	\$ 253,913
Other Expenses	\$753,951	\$796,847	\$ 694,805
Management Fee	\$464,100	\$464,100	\$ 454,785
Total Sodexo Expenses	\$5,618,913	\$5,764,161	\$ 5,440,140
Wages and Benefits (Hourly and Salary)	\$4,144,222	\$4,216,994	\$ 3,945,939
Wages – Students	\$15,250	\$15,290	\$ 13,740
Other Expenses	\$76,750	\$59,657	\$ 72,406
Merchant Fees	\$166,000	\$165,000	\$ 161,154
Total Millard Expenses	\$4,402,222	\$4,378,543	\$ 4,193,340
Return after Direct Expenses	\$884,965	\$790,804	\$ 904,131
Transfers – Para’s	\$200,000	\$200,000	\$ 196,470
Transfers – Custodial	\$260,000	\$260,000	\$ 247,500
Transfers – Building	\$400,000	\$400,000	\$ 400,460
Total Indirect Expenses	\$860,000	\$860,000	\$ 844,430
Grand Total – All Expenses	\$10,881,135	\$11,002,704	\$ 10,447,809
Net Return	\$24,965	\$71,414	\$ 59,701



Executive Summary
July – September 2010
Quarterly Review

Meals Served

In this section, meals served statistics are shown for the Quarter, as well as last year's statistics. A breakdown of meals per serving day for the period (serving days), and the variance compared to last year.

HIGH SCHOOLS

	August – September 2010		August – September 2009	
	Breakfast Served	Lunch Served	Breakfast Served	Lunch Served
Horizon	626	2242	-	-
North	2057	37989	2800	37189
South	2694	38144	1954	35451
West	1925	38612	914	35606
Total	7302	116987	5668	108246
Average/Serving Day (34)(36)	203	3250	162	3093
Variance over Last Year/Serving Day	41	157	-	-

MIDDLE SCHOOLS

	August – September 2010		August – September 2009	
	Breakfast Served	Lunch Served	Breakfast Served	Lunch Served
Central	1875	23396	1676	23298
North	1708	22542	1320	20752
Andersen	1396	22884	1939	23244
Kiewit	1151	26128	1197	24894
Russell	600	26520	444	25672
Beadle	1450	25970	580	25119
Total	8180	147440	7156	142979
Average/Serving Day (34)(36)	227	4096	204	4085
Variance over Last Year/Serving Day	23	10	-	-



Executive Summary
July – September 2010
Quarterly Review

ELEMENTARY SCHOOLS

	August – September 2010		August – September 2009	
	Breakfast Served	Lunch Served	Breakfast Served	Lunch Served
Bryan	2457	10525	2944	9361
Cather	1927	9534	1898	9779
Cody	3375	7196	3457	7365
Hitchcock	1350	8157	851	4681
Holling Heights	3463	10901	3331	11426
Montclair	3262	13777	2743	13582
Norris	4189	10490	3253	9281
Sandoz	4542	9730	3198	9187
Disney	1527	6194	1961	6408
Morton	1613	9239	1277	8021
Neihardt	3542	14883	3641	14244
Cottonwood	1703	9803	1784	9260
Harvey Oaks	1651	8115	1866	7706
Rockwell	3288	10341	2478	9207
Abbott	2498	11620	1893	10188
Ackerman	2762	13930	2777	14060
Ezra	2047	10787	2186	10167
Willowdale	1379	10062	1015	9629
Aldrich	994	11142	1234	10469
Black Elk	2603	13754	2065	13512
Rohwer	2230	12091	1839	12217
Wheeler	2091	16336	1988	15862
Reeder	1802	13020	1837	11439
Reagan	1862	15609	2086	13816
Upchurch	2518	11924	2667	9717
Total	60675	279157	56269	260581
Average/Serving Day (36)(34)	1785	8211	1608	7445
Variance over Last Year/Serving Day	78	309	-	-

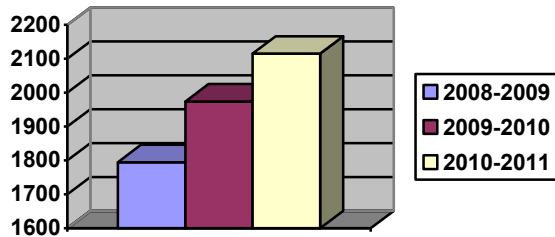


Executive Summary July – September 2010 Quarterly Review

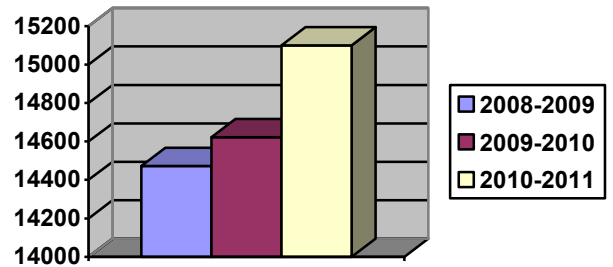
Below is a summary of total meals served Year-to-Date, along with numbers from the previous periods.

	Meals Served 2010-2011 YTD	Meals Served 2009-2010 YTD	Variance
Breakfast	76157	69093	7064
Average Breakfast/Day	2115	1974	141
Lunch	543584	511806	31778
Average Lunch/Day	15100	14623	477

1st Quarter - Breakfast/Day Average



1st Quarter - Lunch/Day Average

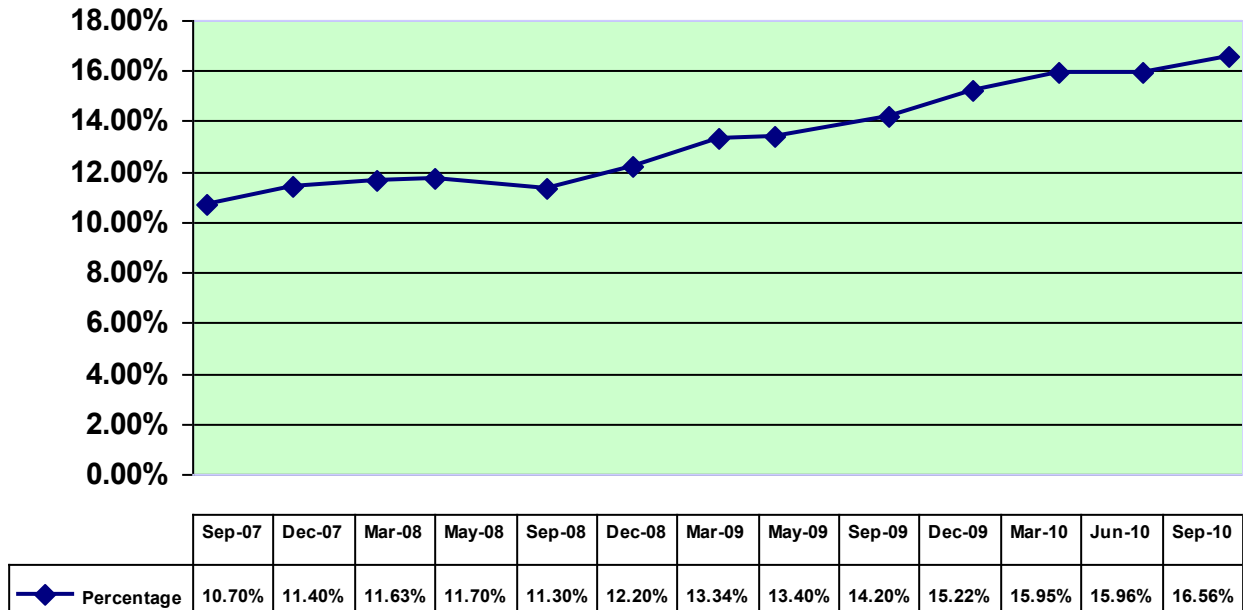


Below is a summary of the Free and Reduced students currently enrolled at Millard Public Schools, along with the percentage as it relates to total enrollment. (As of September 30, 2010)

	Free	Reduced	Free & Reduced Percentage
2010- 2011 (September)	2764	955	16.6%
2009-2010 (September)	2171	978	14.2%
2008-2009 (September)	1656	811	11.3%
2007-2008 (September)	1629	680	10.7%



**Executive Summary
July – September 2010
Quarterly Review**



Upcoming Events:

- **Third Annual Elementary Kids Culinary Event – Spring 2011**
- **Second Annual Middle School Kids Culinary Event – Spring 2011**
- **First Annual High School Culinary Event – Spring 2011**
- **A to Z Salad Bar at the Elementary Schools – Fall 2010**
- **Department Newsletter – Fall 2010**
- **Marketing Upgrades – In progress**
- **Electronic Marketing Improvements at the High Schools – In progress**
- **Employee Incentive Plans for Food and Physical Safety – In progress**
- **Monthly Promotions at all school levels – In progress**
- **Can Food Drive – Fall 2010**

AGENDA SUMMARY SHEET

AGENDA ITEM: Quarterly Summer Projects Construction Report (Not Bond Issue Related)

MEETING DATE: October 18, 2010

DEPARTMENT: General Administration

TITLE & BRIEF DESCRIPTION: Quarterly Summer Projects Report – A report of the on-going progress on summer construction projects in the District.

ACTION DESIRED: Approval Discussion Information Only

BACKGROUND: n/a

OPTIONS AND ALTERNATIVES: n/a

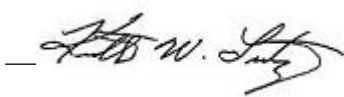
RECOMMENDATION: n/a

STRATEGIC PLAN REFERENCE: n/a

IMPLICATIONS OF ADOPTION/REJECTION: n/a

TIMELINE: n/a

RESPONSIBLE PERSON: Ed Rockwell (Gen. Mgr. for Support Services) and Ken Fossen (Assoc. Supt. Gen. Admin.)

SUPERINTENDENT'S APPROVAL: 

Construction Report to the Board of Education

Board meeting date: **October 18, 2010**

For quarter ending: **September 30, 2010**

Location: **Cody Elementary**
 Project Title: **Paving Improvements**
 Architect / Engineer: **Olsson Associates**
 Contractor: **US Asphalt**

Project Manager: **Ed Rockwell**
 Bid Award: **\$ 299,358**
 Change Orders: (2) **\$ 48,536 (16.21%)**
 Amended Contract: **\$ 347,894**

Description of work:

All existing asphalt paving and most concrete sidewalks are being replaced with new concrete paving and sidewalks. To reduce costs, the north portion of the front drive replaced in 2000 will remain. Significant improvements to traffic flow, staging capacity and storm water run-off are being designed.

Status of progress:

Base project is complete. Some work contained in the change orders and certain portions of the erosion control work is still in progress. Final pay application is currently pending.

Change Order information:

Two change orders were processed, with a substantial portion of the cost addressing the City's building permit review requirements for a new sidewalk along 127th Street, extensive erosion control measures, and landscaping buffers.



Location: **Neihardt Elementary**
 Project Title: **Paving Improvements**
 Architect / Engineer: **E & A Consulting**
 Contractor: **CYC Construction**

Project Manager: **Ed Rockwell**
 Bid Award: **\$ 108,788**
 Change Orders:(1) **\$ 10,266 (9.44%)**
 Amended Contract: **\$ 119,054**

Description of work:

The main drive and south parking areas were replaced in 2000 and will not be disturbed. This project will replace the parking and service drive immediately east of the building. An improvement to provide service drive paving along the north side of the building will be bid as an alternate. The project will also provide ADA access improvements to the playground and Kid’s Net drop-off areas. The hard-surfaced play area is in good condition and will not be disturbed.

Status of progress:

Project is complete and paid-out.

Change Order information:

The single change order reflects only adjusted quantities from the engineer’s original estimates.



Location: **143 South High School**
Project Title: **Paving Improvements**
Architect / Engineer: **Lamp, Rynearson Associates**
Contractor: **CYC Construction**

Project Manager: **Ed Rockwell 143**
Bid Award: **\$ 573,905**
Change Orders: (1) **\$ 19,009 (3.31%)**
Amended Contract: **\$ 592,914**

Description of work:

The entire west upper parking lot and drive will be replaced from the Q Street connection south to the tennis courts. The drive south from Q will feature improved alignment and better visibility. Lighting throughout the parking and drives will be replaced and improved. The west entrance walk (formerly main entrance) will be replaced with new lighting, updated landscaping and an improved design.

Status of progress:

Project is completed and paid-out.

Change Order information:

The single change order reflects the engineer's quantity adjustments, added value items and electrical generator costs required to power District data network equipment.



Location: **144 Andersen MS, Beadle MS, North MS**
Project Title: **Running Track Improvements**
Architect / Engineer: **Lamp, Rynearson Associates**
Contractor: **TAB Construction**

Project Manager: **Ed Rockwell 144**
Bid Award: **\$ 770,023**
Quantity Adjustment: **\$ -16,300 (-2.11%)**
Amended Contract: **\$ 753,723**

Description of work:

Tracks at AMS and NMS will be completely removed and replaced with designs that provide improved drainage, proper gradients and for the first time, 6 continuous running lanes. The BMS track will have portions of the south arc removed for structural soil improvements, then replaced. The entire track will be milled and the top surface replaced with a new asphalt surface throughout.

Status of progress:

Original project scope is complete, final pay application is pending. Contractor was late on all three projects ranging from 4 to 11 days, with liquidated damages currently being considered. A substantial amount of punch list work was required at all three sites prior to final completion. Only the punch list work at BMS remains before final close-out payment can be processed.

Change Order information:

Final quantity adjustments reduced the contract amount, there were no change orders.



Andersen MS



Beadle MS



North MS



North MS

145

Location: **Cather Elementary**
Project Title: **Phase I Re-roofing & RTU Replacements**
Architect / Engineer: **Bahr-Vermeer-Haecker**
Contractor: **DR Anderson**

145

Project Manager: **Ed Rockwell**
Bid Award: **\$ 936,000**
Change Orders:(2) **\$ 5,174 (.55%)**
Amended Contract: **\$ 941,174**

Description of work:

Similar to the Sandoz Project in 2007, this project will re-roof the west half of the building and all 5 mechanical roof-top units (RTU) will be replaced. The RTU's provide nearly all of the heating, cooling and ventilation for the building, and are original to the 1967 construction.

Status of progress:

Project is complete and closed-out.

Change Order information:

The two change orders were for minor added value issues and existing gas piping found to be leaking.



Location: **146 South High School**
Project Title: **Phase I Re-roofing**
Architect / Engineer: **Bahr-Vermeer-Haecker**
Contractor: **Boone Brothers Roofing**

Project Manager: **Ed Rockwell 146**
Bid Award: **\$ 229,000**
Change Orders: **\$ 00,000 (0.0%)**
Amended Contract: **\$ 229,000**

Description of work:

Millard South's larger roof areas have not been replaced for many years. In the 1980's and early 1990's repair methods such as re-saturation were used to obtain more life from existing roofs. This project will start a massive re-roofing scope for the building over the next few years. In this phase, a relatively small area over the north section of the 1970 building will be removed and replaced with current methods.

Status of progress:

Project is complete and closed-out.

Change Order information:

None



Location: **Cody, Sandoz, North MS, North HS**
 Project Title: **Metal Door & Frame Replacements**
 Architect / Engineer: **Schemmer Associates**
 Contractor: **Prairie Construction**

Project Manager: **Kim Thompson**
 Bid Award: **\$ 55,400**
 Change Orders: **\$ 0,000 (0.0%)**
 Amended Contract: **\$ 55,400**

Description of work:

In multiple locations at the 4 buildings, exterior and vestibule metal door frames, metal doors and door hardware are being replaced due to age and deterioration. Some openings have been bid as alternates to protect the budget.

Status of progress:

Project is complete and closed-out.

Change Order information:

None



Cody



Sandoz



North Middle



North High

Location: Cottonwood Elementary
Project Title: **Flooring Replacements**
Architect / Engineer: BCDM Architects
Contractor: Midwest Flooring

Project Manager: Kim Thompson
Contract Amount: \$ 87,312
Change Orders:(1) \$ 826 (.95%)
Amended Contract: \$ 88,138

Description of work:

All carpeting and other limited flooring types are being replaced and upgraded to current standards. Improvements common to our recent flooring projects include ceramic flooring installed under drinking fountains and significantly upgraded carpet specifications.

Status of progress:

Project is complete and closed-out.

Change Order information

A single change order was issued to provide special resilient edging at the kindergarten pit areas.



Location: North Middle School
Project Title: **Phase II Flooring Replacements**
Architect / Engineer: BCDM Architects
Contractor: Universal Flooring

Project Manager: Kim Thompson
Contract Amount: \$ 134,700
Change Orders:(1) \$ 1,125 (.84%)
Amended Contract: \$ 135,825

Description of work:

Phase I of this project replaced all of the carpeting in the corridors and common areas in 2008. This phase of the project will replace all other remaining carpeting in the facility, including all classrooms and offices.

Status of progress:

Project is complete and closed-out.

Change Order information

One change order was processed to remove vinyl tile discovered under existing carpet in a single room.



Location: **Cottonwood, Morton, Sandoz**
 Project Title: **Weatherproofing Improvements**
 Architect / Engineer: **None**
 Contractor: **McGill Restoration**

Project Manager: **MPS Maintenance**
 Contract Amount: **\$ 115,351**
 Change Orders: **\$ 0,000 (0.0%)**
 Amended Contract: **\$ 115,351**

Description of work:

Each year a group of 3 to 4 buildings is identified to receive a scope of work that typically includes replacement of damaged brick, brick mortar tuck pointing, brick sealing, removal and replacement of exterior caulking, flashing repairs, etc.

Status of progress:

Project is complete and closed-out.

Change Order information:

None



Cottonwood



Morton



Sandoz



Sandoz

Location: **Kiewit Middle School**
 Project Title: **HVAC and Lighting Improvements**
 Architect / Engineer: **Morrissey Engineering**
 Contractor: **Prairie Construction**

Project Manager: **Kim Thompson**
 Contract Amount: **\$ 594,100**
 Change Orders:(1) **\$ 9,218 (1.55%)**
 Amended Contract: **\$ 603,318**

Description of work:

From the study conducted in 2008, Morrissey made a number of recommendations which are now included in this project. Similar to the AMS Project in 2006 and 2007, significant upgrades to the fresh air ventilation and humidity control capabilities are included to address existing indoor air quality issues. Additionally, lighting improvements throughout the corridors and common areas will be included in the project.

Status of progress:

Project is complete and closed-out.

Change Order information

A single change order to relocate heat pump loop piping, correct several existing mechanical and electrical issues, and to improve component insulation was processed. There was also a credit for a more efficient method to construct roof curbs for the new equipment.



Location: **South High School**
 Project Title: **Elevator Improvements**
 Architect / Engineer: **Morrissey Engineering**
 Contractor: **Lueder Construction**

Project Manager: **Kim Thompson**
 Bid Award: **\$ 97,370**
 Change Orders:(1) **\$ 824 (.85%)**
 Amended Contract: **\$ 98,194**

Description of work:

The original (1970) equipment for the elevator at the north side of the building is being replaced and upgraded. The actual cab and doors of the elevator will remain. Code officials have ruled that when the equipment is replaced, the current codes are enforced. This ruling requires us to relocate the new elevator equipment to a nearby space formerly used as a photography dark room, allowing the existing equipment room to remain in service as a janitor's closet.

Status of progress:

Project is complete and closed-out.

Change Order information:

A change order was processed to provide vinyl tile flooring over damaged concrete, and costs of a generator to provide power for the contractor throughout the electrical outage caused by the SHS paving project.



Location: **Ron Witt Support Services Center**
 Project Title: **Phase I Renovations**
 Architect / Engineer: **DLR Group**
 Contractor: **Construct, Inc.**

Project Manager: **Ed Rockwell**
 Contract Award: **\$ 3,656,000**
 Change Orders: (5) **\$ 169,032 (4.62 %)**
 Amended Contract: **\$ 3,825,032**

Description of work:

Phase I renovates the former Lincoln Marine space into new offices, meeting rooms and training spaces for Psychology, Technology and Curriculum staff. Approximately one-half of the remaining space is being renovated for Distribution and Surplus operations, which also includes storage areas for Testing & Evaluation, Curriculum and Technology.

Status of progress:

Project reached Substantial Completion August 23rd, about 5 weeks early. Some minor punch list work is in progress, all other work is completed. The two leased spaces formerly housing Technology, MEP, Psychology and Surplus at CSMI were vacated and emptied prior to September 30.

Change Order information:

Five change orders were processed. Change order costs included 51 cost proposal requests and were driven primarily by City code issues at both the permit review and at the occupancy inspection. Discovery issues relative to the age, type and multiple prior uses of the facility were also significant.



Location: **Don Stroh Administration Center**
 Project Title: **Boiler Replacement Project**
 Architect / Engineer: **Morrissey Engineering**
 Contractor: **Pitlor & Son**

Project Manager: **Ed Rockwell**
 Contract Award: **\$ 101,575**
 Change Orders:(1) **\$ 540 (0.53 %)**
 Amended Contract: **\$ 102,115**

Description of work:

The heating boiler is being replaced due to poor reliability, frequent break-downs and repairs. It will be replaced with two smaller, modular boilers. This is the first step in a larger project to improve the reliability, performance and efficiency of the building's HVAC system, overall.

Status of progress:

Work on the project is complete with only minor punch list tasks remaining. The final pay application is currently pending.

Change Order information:

A single change order was processed to replace an existing 3-way valve.



Current Summary Status of 2010 Summer Project Budget

From original board committee presentation of November 9, 2009:

Estimated total construction awards	4,089,000
Construction contingency (10%)	408,900
Estimated total soft costs (18%)	<u>736,020</u>
Total Summer 2010 budget request	\$5,233,920

Status of budget at quarter ending March 31, 2010:

Actual total construction awards	4,001,304	
Construction contingency used (10%)	000,000	(408,900 reserved)
Actual total soft costs to-date	<u>523,298</u>	
Current Total Encumbrance	\$4,524,602	(709,318 overall balance remaining)

Current status of budget at quarter ending June 30, 2010:

Actual total construction awards	4,001,304	
Construction contingency used (10%)	000,000	(408,900 reserved)
Actual total soft costs to-date	<u>607,193</u>	
Current Total Encumbrance	\$4,608,497	(625,423 overall balance remaining)

Current status of budget at quarter ending September 30, 2010:

Actual total construction awards	4,001,304	
Change orders & quantity adjustments	<u>78,681</u>	
Amended total construction awards	4,079,985	
Actual total soft costs to-date	<u>635,557</u>	
Current Total Encumbrance	\$4,715,542	(518,378 overall balance remaining)
Construction contingency used (10%)	000,000	(408,900 reserved)

Budget and schedule details follow on next page.....

MPS Summer Projects 2010 - Control Worksheet - Revised 10-12-10

Location and Project Title	Scope and Description	MPS Project Manager	Architect or Engineering Firm	Architect or Engineering Fees	Alternates Accepted	Contract Start Date	Substantial Completion Date	Liquidated Damages Start Date	Amount of Liquidated Damages Per Calendar Day	Contractor Awarded	Amount of Original Contract Award	A/E Original Estimate	Variance from A/E Estimate to Contract Award	Qty Change Orders	Net Change Orders	% Change Orders to Orgl Crct	Total of Current Construction Contract	NIC (not in contract) Products and/or Services	NIC Amount	Total Fees & Costs	Total Current Project Amount (includes all fees & costs)
Cody Paving Improvements	Replace all asphalt drives and parking areas with concrete paving	ER	OAC	69,000	na	6/4/10	7/23/10	7/26/10	7,000	US Asphalt	299,358	400,000	100,642	2	48,536	16.21%	347,894	Daily Record	10	84,054	431,948
			MEI	4,400														A & D	106		
																		Westlake Ace	855		
Neihardt Paving Improvements	Replace asphalt paving with concrete at north parking area	ER	E & A	45,000	1	6/4/10	7/23/10	7/26/10	4,000	CYC Construction	108,788	145,000	36,212	1	10,266	9.44%	119,054	Daily Record	10	48,365	167,419
																		A & D	355		
South HS Paving Improvements	West upper parking lot: Paving, lighting upgrades, entrance renovation	ER	LRA	86,600	na	6/4/10	7/23/10	7/26/10	7,000	CYC Construction	573,905	565,000	-8,905	1	19,008	3.31%	592,914	Daily Record	10	107,383	700,297
			MEI	4,700														A & D	673		
																		OPPD	6,900		
Andersen MS Track Replacement	Remove and replace running track, improve / widen to 6 lanes			68,800	na	5/3/10	8/8/10	7/26/10	1,500		340,041	250,000	-90,041	1	-10,512	-3.09%	329,529	A&D	613		
Beadle MS Track Renovation	Mill and re-surface running track, remove and replace south arc	ER	LRA	57,300	na	5/3/10	8/8/10	7/26/10	1,500	TAB Construction	178,793	150,000	-28,793	1	-2,856	-1.80%	175,936	Daily Record	10	79,591	833,313
North MS Track Replacement	Remove and replace running track, improve / widen to 6 lanes			68,800	na	5/3/10	8/8/10	7/26/10	1,500		251,186	240,000	-11,186	1	-2,929	-1.17%	248,257				
Cather Re-roof PHS 1 & RTUs	Total re-roof of all areas and replacement of 5 roof top units (RTU)	ER	BVH-MEI	85,500	1 & 2	6/4/10	7/23/10	7/26/10	7,000	DR Anderson	936,000	975,000	39,000	2	5,174	0.55%	941,174	A&D	1,051		
																		Daily Record	10	93,726	1,034,899
																		McGill Asbestos	1,640		
																		Comm Services	347		
South HS Re-roof Phase I	Tear-off and replace areas B, F and J	ER	BVH	24,150	na	6/4/10	7/23/10	7/26/10	1,500	Boone Bros	229,000	231,500	2,500	0	0	0.00%	229,000	Daily Record	182	56,932	285,932
Exterior Door and Window Replacements	Cody: Replace door, frame and hardware at exterior of room 410																	Daily Record	242		
	Sandoz: Replace door, frame and hardware at receiving dock																	A&D	778.96		
	NMS: Replace front exterior entrance doors, frames and hardware	KT	TSA	15,500	2 only	06/04/10	07/23/10	07/26/10	500	Prairie Construction	55,400	50,000	-5,400	0	0	0.55%	55,400	Siemens	3870	15,524	70,924
	NMS: South corridor egress w/ vestibule and nearby column																				
	NMS Alt: Exterior door and frame at Ind Tech egress																				
	NHS: Replace doors, frames and hrdwr at pool entrance & vestibule																				
Cottonwood Flooring Replacements	Replace carpet and flooring improvements throughout	KT	BCDM	11,500	na	6/4/10	7/23/10	7/26/10	2,000	Midwest Flooring	87,312	107,500	20,188	1	826	0.95%	88,138	Daily Record	23.6		
																		A&D	148.67	11,524	99,662
																		AOI	11,034		
North MS Flooring Replacements Phase II	Phase II carpet replacements (all areas remaining from Phase II-08)	KT	BCDM	14,750	na	6/4/10	7/23/10	7/26/10	2,000	Universal Flooring	134,700	160,000	25,300	1	1,125	0.84%	135,825	Daily Record	24		
																		AOI	19,042	34,002	169,827
																		A&D	186		
Cottonwood Weatherproofing	Weatherproofing package	DB	na	na	na	6/4/10	7/23/10	na	na	McGill Restoration	40,295	42,000	1,705	0	0		40,295				
Morton Weatherproofing	Weatherproofing package	DB	na	na	na	6/4/10	7/23/10	na	na	McGill Restoration	38,446	40,000	1,554	0	0		38,446				0
Sandoz Weatherproofing	Weatherproofing package	DB	na	na	na	6/4/10	7/23/10	na	na	McGill Restoration	36,610	38,000	1,390	0	0		36,610				
Kiewit MS HVAC and Lighting Improvements	Major HVAC improvements and interior lighting upgrades	KT	MEI	60,000	1, 2a, 2b, 3	6/4/10	7/23/10	7/26/10	7,000	Prairie Construction	594,100	575,000	-19,100	1	9,218	1.55%	603,318	Daily Record	18		
																		Yard Market	4,243	88,175	691,493
																		Quest Comm.	3,187		
																		S&W Fence	3,192		
																		A&D	1,154		
																		Tycon Electric	926		
South HS Elevator Improvements	Rebuild north (11-12) elevator	KT	MEI	14,500	1 & 2	6/4/10	7/23/10	7/26/10	1,500	Lueder Construction	97,370	120,000	22,630	1	824	0.85%	98,194	Daily Record	18		
																		A&D	666	16,281	114,476
																		Patton Equipment	1,098		
											4,001,304	4,089,000	87,697	78,681	2.18%	4,079,984		62,403	635,557	4,715,541	

Other Current Projects (not within "Summer Projects" budget)

Ron Witt SSC Phase-1	Renovations to house Psychology, Technology, Curriculum, Distribution	ER	DLR	362,116	1, 2, 3	10/15/09	10/19/09	na	2,500	Construct, Inc.	3,656,000	3,885,898	229,898	5	169,032	4.62%	3,825,032	(30 entries)	400,777		
			MEI	6,000																834,796	4,659,828
			DLR	9,056																	
DSAC Boiler Replacement		ER	MEI	8,000	1	7/19/10	9/18/10	9/19/10	2,500	Pittor & Son	101,575	emergency	na	1	540	0.53%	102,115	Daily Record	10		
																		A&D	287	9,808	111,923

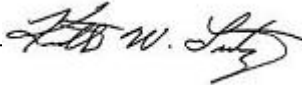
AGENDA SUMMARY SHEET**AGENDA ITEM:** Site Plan Reports**MEETING DATE:** October 18, 2010**DEPARTMENT:** Office of the Superintendent**TITLE AND BRIEF DESCRIPTION:** Site Plan Reports – Information on projects initiated through the site planning process.**ACTION DESIRED:** APPROVAL _____ DISCUSSION _____ INFORMATION ONLY XXX**BACKGROUND:**

Attached are the end-of-the-year reports for Norris, Reagan, Reeder and Rockwell.

All schools are on a cycle for site planning. This cycle allows us to allocate resources to help facilitate their school site planning process. This cycle is planned in conjunction with the North Central Accreditation (NCA) school improvement cycle. The NCA has accepted our strategic and site planning process as our school improvement process so we no longer have to run two systems. The attached site plan reports are descriptions of the individual site plans and a summary of school improvement meetings.

Schools follow the same basic schedule that the district follows in strategic planning. They meet to write a plan, form action teams, work for 3-4 months to develop action plans, and then meet again to approve those action plans. Schools implement plans over 4 years. Schools write a plan, implement the plan the next year then update the plan the following year. This is one way we align all site plans with district plans. You will notice that mission statements and objectives are all aligned with the district mission and objectives.

The attached reports identify the school improvement team members from each school. The report also lists the mission, objectives and strategies for the building. Each report also highlights action plans for each strategy. The last section of the report lists consensus items on major decisions for the school including things like schedule, calendar decisions, parent/teacher conferences and the allocation of building resources. Our system of support for sites includes training CADRE Associates Jane Pille and Chris Wilcoxon to facilitate planning and updates as needed. This process is outlined in policy 10,000 and rule 10,000.1. The policy and rule are reviewed every other year.

OPTIONS AND ALTERNATIVES CONSIDERED: None**RECOMMENDATION:** For information only**STRATEGIC PLAN REFERENCE:** Mission, Objectives and Policy 10,000**IMPLICATIONS OF ADOPTION OR REJECTION:** None**TIMELINE:** As listed**RESPONSIBLE PERSON:** Angelo Passarelli**SUPERINTENDENT'S APPROVAL:** _____  _____**BOARD ACTION:**

School: Norris Elementary

SCHOOL IMPROVEMENT TEAM MEMBERS

Joyce Rozelle
 Kristi McKamy
 Cama Sayles
 Marilyn Opitz
 Gloria Vilhauer
 Kim Brummer
 Missy Croom
 Blake Martin
 Nassir Alsharif
 Stacey O'Cander
 Donna Snowdon
 Tyler Hottovy

BUILDING MISSION

Norris Elementary School guarantees a strong foundation to academic and life skills necessary to transition to higher levels in a world class educational system by providing innovative and diverse opportunities for students to achieve their highest potential as independent learners and responsible productive citizens.

BUILDING OBJECTIVES

- All students will meet or exceed district and state standards and overall performance on district and state assessments will improve annually.
- Each student will participate in setting and will achieve challenging educational goals tailored to his or her abilities, interests and aspirations.
- The percentage of students performing at high levels on measures of national and international educational excellence will increase annually.
- All students will make a successful transition from one level of education to the next.
- The percentage of students engaging in negative social behavior such as substance abuse, harassment and/or acts of aggression will decrease annually.
- All students will experience growth in reading measured by common assessments, ELO assessments, and the Terra Nova Assessment.

BUILDING STRATEGIES AND SPECIFIC RESULTS

- We will develop and implement plans to maximize internal resources through the strengths of our diverse programs and staff
 - Provide resources which will be readily available to staff, students and parents
 - Develop and coordinate events to recognize diversity in the Norris community
 - Develop on-going activities which acknowledge diversity in the Norris community
- We will develop and implement plans to meet the needs of our diverse Norris community by increasing the understanding and acceptance of all
 - Develop a system for staff members to share strengths and interests
 - Develop a system for educating staff about programs in our school
 - Plan and implement a school-wide programs to develop a unified school community while supporting academic areas
 - Develop a schedule to meet the needs of exceptional learners
- We will develop and implement plans to improve parent involvement to positively impact student learning (From Previous Site Plan)
 - Creation of a Norris Parent Center

**School Improvement Team Report
Due by June 1, 2010**

- Assist parents in becoming active participants in their child's learning
- We will develop and implement plans to optimize existing and future student discipline programs.
 - Develop and implement plans for continued staff training in Discipline With Purpose and BIST
 - Develop and implement plans to expand recognition of positive student behavior
 - Develop and implement plans to communicate and support parents in areas of discipline
- We will develop and implement plans to improve student achievement. (From Previous Site Plan)
 - Develop and implement strategies/programs to improve students' math

CONSENSUS ON MAJOR DECISIONS

- Decision to review School Improvement Plan action step items and timeline
- Decision to highlight staff each week in school newsletter via completion of staff information sheet
- Decision on utilization of CCM II monies
- Review and completion of the Targeted Assistance School Program Effectiveness Guidance Rubric
- Decision to create a staff needs/interest survey for the purpose of developing school committees to meet those needs and interests

Committee needs/interests included Literacy, Math, BIST (School-wide Discipline), RTI & I (Response to Intervention and Instruction), Student Recognition, Staff Recognition and Welcoming, Safety, Staff Development, Student Enrichment Opportunities, 40 Assets and Other suggestions.

SCHOOL IMPROVEMENT TEAM MEETING DATES

November 5, 2009

December 3, 2009

January 19, 2010

March 3, 2010

April 1, 2010

May 6, 2010

All Meetings were held at 3:45 and lasted until 5:00 or 5:30

Joycilyn Y. Rozelle

Building Principal

June 7, 2010

Date



Newton

Building Supervisor

Date

6/9/10

School Improvement Team meeting agendas, attendees and meeting minutes are kept on file in the building.

**Reagan Elementary School
2009-2010**

Report due: June 1, 2010

(SIT) School Improvement Team members

Lisa Armstrong, parent	Chelisa Clark, parent	Tom Cooper, specialist
Meagan Ellsworth, teacher	Renae Haes, parent	Kathy Hasselbalch, teacher
Sherry Havranek, teacher	Mary Legg-Webber, support	Audra Sis, parent
Nila Nielsen, principal		

Building Mission

The mission of the Ronald W. Reagan Elementary Community is to guarantee that each student masters the knowledge and skills necessary for personal excellence and develops character traits essential for responsible citizenship by engaging all students in diverse and challenging experiences in an innovative environment that exemplifies "heart".

Building Objectives

- All students will meet or exceed district and state standards; the achievement gap between subgroups will decrease annually; and overall performance on district and state assessments will increase annually.
- Each student will set and achieve challenging educational and career goals tailored to his/her abilities, interests and aspirations.
- The percentage of students participating in and performing at high levels on measures of national and/or international educational excellence will increase annually.
- All students will develop and consistently demonstrate character traits and positive behaviors necessary for personal excellence and responsible citizenship.

Building Strategies and Specific Results

Strategy 1 - We will create plans to develop an enrichment focus that distinguishes our school.

Plan 1 – Develop and implement school-wide activities that enhance enrichment opportunities for our youth.

Strategy 2 - We will develop and implement plans to address the effects of projected growth.

Plan 1 – Develop programs to ease the transition of moving into Reagan Elementary.

Plan 2 – Develop a building induction program to help new staff become acquainted with Reagan Elementary.

Plan 3 – Accommodate anticipated student growth in the areas of space, placement, and readiness for the next grade level.

Strategy 3 - We will develop and implement plans to maximize the effectiveness of PLCs

Plan 1 – Organize PLC teams and strengthen leadership roles to maximize positive impact on student success.

Plan 2 – Utilize technology to effectively communicate/compile assessment data and best practices.

Plan 3 – Improve scheduling and identify staff strengths to maximize student learning.

Strategy 4 - We will create and implement plans to develop effective parent and community partnerships or support the 40 Developmental Assets

Plan 1 – Create a Reagan Asset-Building Team to coordinate asset-building efforts.

Plan 2 – Create a common language within the Reagan Community, of the 40-Dev. Assets.

Plan 3 – Expand opportunities for the community to assist students in building and/or enhancing the 40-Dev. Assets in both the school and home.

Plan 4 – Develop grade level specific and school-wide service learning projects that enhance the 40-Dev. Assets.

Consensus on major decisions

- Updated organizational guidelines were created and agreed upon.
- Consensus was reached acknowledging two CCMII nominees:
 - Kate Koerten – Pen-Pal Program
 - Meagan Ellsworth, Christina Hutchinson, Krista Morrison, Suzanne Sobota and Dee Sorenson -Turn Off the TV Week
 - Monetary awards will be provided by dividing the foundation funds equally between the six recipients.
- Consensus was reached on the updates of the Mission, Objectives, and Strategies and identification of the following mini-areas of focus:
 - Reagan will continue to focus on the area of Reading and will add a second focus of Math.
 - Master scheduling will continue to be refined to accommodate individual needs while providing uninterrupted learning blocks of classroom time. *(Strategy 3 – action Plan 3)*
 - Student guidelines of expectations for the common areas of our school will be reviewed/further defined, including defining a common vocabulary. *(Strategy 4 – action Plan 2)*
 - Assets building will be revisited to investigate a systematic method to encourage growth of student character traits. *(Strategy 4 – action plan 2)*
 - Activate service-learning at Reagan *(Strategy 4 – action plan 4)*
- Consensus was reached to add additional math/reading support paras with our projected growth in population.
- Consensus was reached to continue our current format for P/T conferences.
- Consensus was reached to add support para personnel for our reading/math intervention and art/music.
- Consensus was reached to go ahead with the playground project as designed.
- Acknowledgement by team members that available space and transitional teacher demonstrated that we will be able to offer effective learning areas through the year 2010-11; however, activity/special spaces will diminish accordingly.

School Improvement Team Meeting Dates

Aug 27, 2009	Sep 24, 2009	Oct 22, 2009	Nov 12, 2009	Jan 14, 2010 (Update at ESU3)
Mar 4, 2010	Mar 18, 2010	Apr 15, 2010	May 7, 2009	

Dr. Nina Nielsen
 Building principal

Angelo D. Passanelli
 Building supervisor

Date *May 24, 2010*

Date *6-10-2010*

School Improvement Team meeting agendas, attendees and meeting minutes are kept on file in the building.

**Gretchen Reeder Elementary School
2009-2010**

Report due June 1

School Improvement Team members

Suzanne Hinman, principal	Maria Swoboda, secretary	Michelle Whisler, 1 st grade
Jim Broesch, PTO president	Jennifer Novacek, parent	Diane Kocovsky, parent
Lisa Hogancamp, parent	Marsha Krienke-Hansen, 5 th grade	Taryn Collette, 2 nd grade
Beth Kohler, specialist	Graciela Sharif, parent	

Building Mission (*affirmed 2/25/10*)

The mission of Gretchen Reeder Elementary School is to guarantee that each student masters academic and life skills necessary for personal excellence through exemplary instruction and differentiated opportunities in a welcoming, collaborative, child-centered, safe environment empowering each to become a responsible citizen and a life-long learner in a diverse and ever changing society.

Building Objectives (*affirmed 2/25/10*)

1. All students will meet or exceed district and state standards; the achievement gap between subgroups will decrease annually; and overall performance on district and state assessments will increase annually.
2. Each student will set and achieve challenging educational and career goals tailored to his/her abilities, interests and aspirations.
3. The percentage of students participating in and performing at high levels on measures of national educational excellence will increase annually.
4. All students will develop and consistently demonstrate character traits and positive behaviors necessary for personal excellence and responsible citizenship.

Building Strategies and Specific Results (*affirmed 2/25/10*)

1. We will develop and implement plans to promote higher academic achievement for each student.
2. We will develop and implement plans to effectively utilize community volunteers to provide academic support and enrich student learning.
3. We will develop and implement plans through collaboration to promote student recognition.

Consensus on major decisions

All efforts this school year were focused on developing a new site plan. We adopted our version of the school district mission and objectives with strategies developed after an intentional look at our critical issues. Reeder Elementary is a high achieving school, as evidenced through our data retreat and analysis, however we do not want to accept status quo. One of our greatest challenges is effectively managing our population growth. All available space will be utilized for classrooms next school year including two portable classrooms. Our two special education pre-school classrooms will be relocated to a different school next year; therefore freeing up some classroom space.

**School Improvement Team Report
Due by June 1, 2010**

School: Norman Rockwell Elementary School

SCHOOL IMPROVEMENT TEAM MEMBERS

Jerri Wesley-Principal
 Marcee Timmeramans-Literacy Intervention Teacher, 3rd, 4th and 5th
 Julie Sutfin-Media/ Technology Specialist
 Jeanne Stover-Kg. Teacher
 Sandra George-Literacy Intervention Teacher, 1st and 2nd
 Maggie VanRooyan-First Grade Teacher
 Terri Haywood-ACP Teacher
 Martha Medina-Fifth Grade Teacher
 John Becker-Fourth Grade Teacher
 Pat Bauerle-Paraprofessional
 Stephanie Parker-Paraprofessional and Parent
 Mary Towne-Parent
 Janet Botkin-Parent
 Meg Snowardt-Parent
 Dennis Schlotfeld-Parent

BUILDING MISSION (Revised during the two year update session)

The Mission of Norman Rockwell Elementary School is to guarantee each child achieves educational excellence and develops character traits to become responsible citizens by creating a world-class elementary school through diverse experiences and effective practices provided by a caring team of family, students, staff, and community in a positive and safe environment.

BUILDING OBJECTIVES

- All students will meet or exceed district and state standards; the achievement gap between subgroups will decrease annually; and overall performance on district and state assessments will increase annually.
- Each student will set and achieve challenging educational goals tailored to his/her abilities, interests, aspirations and career goals.
- The percentage of students performing at high levels on measures of national educational excellence will increase annually when compared to anticipated achievement scores.
- All students will develop and consistently demonstrate character traits and positive behaviors necessary for personal excellence and responsible citizenship.
- All students will make a successful transition from grade to grade and from one level of education to the next.

BUILDING STRATEGIES AND SPECIFIC RESULTS for 09-10 IMPLEMENTATION

Strategy 2-We will develop and implement plans to maximize instructional time by decreasing off-task "behavior to task" in the classroom.

Specific Result 1- Develop and implement a plan to improve student understanding and use of the Discipline with Purpose self-discipline skills.

Specific Result 3-Develop and implement a plan to increase students' organizational skills.

Strategy 3-We will develop and implement plans for all families to feel connected to the Rockwell Community.

Specific Result 1- Develop and plan an event for the Rockwell School community.

Strategy 4-We will develop and implement plans to maximize human resources to meet students' individual needs and interests.

Specific Result 1- Develop a school-wide schedule with blocks of time for each classroom in order to take identified students for support programs and special education services during specified blocks of time.

**School Improvement Team Report
Due by June 1, 2010**

Specific Result 2-Develop a year- long plan (schedule) for all Rockwell clubs in order to balance before and after school clubs for the students who wish to participate and the teachers who facilitate the clubs.

CONSENSUS ON MAJOR DECISIONS

Strategy 2, Specific Result 1- The staff implemented the new/revised DWP lessons per grade level that were developed during 08-09 and used the updated list of Literature books that were also chosen by grade teams during 08-09.

Strategy 2, Specific Result 3- The teachers shared their updated "Homework Plan" and their grade level "Organizational Skills", that cross grade and grade level teams developed during 08-09 with their parents during fall Curriculum Nights. Throughout the year they used the homework plan with students and reinforce with parents the importance of completion of homework and taught/reinforced grade level organizational skills.

Strategy 3, Specific Result 1- A committee made up of teachers, paraprofessionals and parents developed, planned and facilitated a Rockwell Family Bingo Night that was attended by approximately 300 staff, parents and students on April 22, 2010. This fun family and staff event is also a part of our Gallop Engagement plan for staff, students, and parents.

Strategy 4, Specific Result 1- The goal was to develop and implement a schedule so that as many student as possible aren't missing direct instruction in core curriculum. Literacy Intervention teachers, Resource teachers and Speech/Language teachers met during fall workshop with Mrs. Wesley to coordinate pull out services for identified language arts, math and speech/language students based on their grade level schedule for two of the core curricula areas, reading and math. The Title I math teacher and the reading re-teaching and sped paraprofessionals went into classrooms for direct instruction and provided pulled services during guided practice times in order to give small group guided practice and re-teaching instruction to identified students. Literacy Intervention and Resource teachers worked with teachers of identified students for pull out reading services based on times that students are not in direct core instruction in reading and math. This plan will be evaluated at the end of the year as Mrs. Wesley meets with grade level teams.


Strategy 4, Specific Result 2-Mrs. Wesley worked with all club sponsors to schedule the various clubs for grade levels throughout the school year by developing a school wide club calendar for 10-11. This created fewer conflicts for students who wanted to participate in multiple clubs during the school year. Clubs provided this year were Choir and Rhythm for 4th and 5th graders, Movie Making club for upper grade students, Photo club for 2nd grade students, Chess club, Reading club for 1st and 2nd grade students, Environmental club, STANDD (drug prevention) club, K-Kids club for upper grade students and Safety Patrol for 5th grade students.

Strategy 5, Specific Result 1-Each Professional Learning Community team continued to use the Rockwell SMART Goal plan form, emailed PLC monthly meeting minutes to Mrs. Wesley to keep her updated on their progress in meeting their team goal and developed data spreadsheets to record periodic formative data in order to analyze individual results for instructional planning purposes throughout the school year.

SCHOOL IMPROVEMENT TEAM MEETING DATES

Oct. 27, 2009, November 3, 2009, Jan. 27, 2010, March 4, 2010, April 1, 2010, May 20, 2010

Jerri Wesley
Building Principal



Nancy Johnston
Building Supervisor



Date: 5/20/10

Date: 6-9-2010