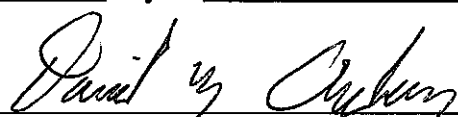



**ACKNOWLEDGMENT OF RECEIPT  
OF NOTICE OF MEETING**


The undersigned members of the Board of Education of Millard, District #017, Omaha, Nebraska, hereby acknowledge receipt of advance notice of a meeting of said Board of Education and the agenda for such meeting held at 6:00 P.M. on SEPTEMBER 19, 2011, at Don Stroh Administrative Center 5606 South 147th Street Omaha, NE 68137


Dated this 19th day of SEPTEMBER, 2011.

  
\_\_\_\_\_  
Dave Anderson - President

  
\_\_\_\_\_  
Linda Poole - Vice President


  
\_\_\_\_\_  
Mike Kennedy - Secretary


  
\_\_\_\_\_  
Mike Tate - Treasurer

  
\_\_\_\_\_  
Patrick Ricketts

\_\_\_\_\_  
Todd Clarke

\_\_\_\_\_  
Elisha Desmangles - Millard North

  
\_\_\_\_\_  
Ryan Hogan - Millard South

  
\_\_\_\_\_  
Yan Zhang - Millard West

**NOTICE OF MEETING  
SCHOOL DISTRICT NO. 17**

Notice is hereby given of a Board of Education meeting of School District No. 17, in the County of Douglas, which will be held at 8:30 p.m. on **Monday, September 19, 2011** at 5606 South 147th Street, Omaha, Nebraska.

An agenda for such meetings, kept continuously current are available for public inspection at the office of the superintendent at 5606 South 147th Street, Omaha, Nebraska.

**MIKE KENNEDY,**  
Secretary

9-16-11

**THE DAILY RECORD  
OF OMAHA**

**RONALD A. HENNINGSSEN, Publisher  
PROOF OF PUBLICATION**

**UNITED STATES OF AMERICA,**  
The State of Nebraska,  
District of Nebraska,  
County of Douglas,  
City of Omaha,

} ss.

**J. BOYD**


being duly sworn, deposes and says that she is

**LEGAL EDITOR**

of **THE DAILY RECORD**, of Omaha, a legal newspaper, printed and published daily in the English language, having a bona fide paid circulation in Douglas County in excess of 300 copies, printed in Omaha, in said County of Douglas, for more than fifty-two weeks last past; that the printed notice hereto attached was published in **THE DAILY RECORD**, of Omaha, on \_\_\_\_\_

September 16, 2011

That said Newspaper during that time was regularly published and in general circulation in the County of Douglas, and State of Nebraska.



Subscribed in my presence and sworn to before me this 16th day of September, 2011  
Notary Public in and for Douglas County, State of Nebraska

BOARD OF EDUCATION MEETINGSEPTEMBER 19, 2011NAME:REPRESENTING:

Ryan Hogan	Millard South High School
Molly Erickson	MEA
Paul Meyer	Toups
Bonny Benson	Kiewit Middle School
Yan Zhang	Millard West High School
Jaime Bizal	Ronald Reagan Elem.
William Daughtridge	MLA
Coq Roberts	IBEW Local 22
Jordan Nielsen	BSA Troop #484
Robert Hirst	Troop 484
Gregory Hirst	Troop 484
Michael O'Donnell	Troop 484
Shawn Smith	Troop 484
Anna Kuit	Rockwell
Chase Dodge	Troop 402
Jenny K. Dodge	Boy Scout Troop 402



*BOARD OF EDUCATION*  
MEETING



*SEPTEMBER 19, 2011*

BOARD OF EDUCATION  
MILLARD PUBLIC SCHOOLS  
OMAHA, NEBRASKA

BOARD MEETING  
6:00 P.M.

STROH ADMINISTRATION CENTER  
5606 SOUTH 147th STREET  
SEPTEMBER 19, 2011

AGENDA

A. Call to Order

**The Public Meeting Act is posted on the Wall and Available for Public Inspection**

B. Pledge of Allegiance

C. Roll Call

D. Public Comments on agenda items – This is the proper time for public questions and comments on agenda items only. Please make sure a request form is given to the Board President before the meeting begins.

E. Routine Matters

1. \*Approval of Board of Education Minutes – September 6, 2011
2. \*Special Board of Education Minutes – September 12, 2011
3. \*Approval of Bills
4. \*Receive the Treasurer’s Report and Place on File
5. Summary of Committee of the Whole Meeting – September 12, 2011

F. Information Items

1. Superintendent’s Comments
2. Board Comments/Announcements
3. Report from Student Representatives

G. Unfinished Business:

1. Approval of 6235 – Curriculum, Instruction and Assessment – Taught Curriculum – Make-Up Work

H. New Business

1. Approval Rule 6235.1 – Curriculum, Instruction, and Assessment – Taught Curriculum – Make-Up Work
2. Approval of Inter Local Agreement
3. First Reading Policy 6001 – Curriculum, Instruction, and Assessment – Millard Education Program
4. \*Reaffirm Policy 8225 – Internal Board Policies – Use of Public Funds
5. \*Reaffirm Policy 8260 – Internal Board Policies – Employee Recognition
6. \*Reaffirm Policy 8330 – Internal Board Policies – Formulation of Administrative Regulations
7. Approval of Personnel Actions – New Hire

I. Reports

1. Exiting Senior Survey Report 2011
2. Advanced Placement Report
3. Dual Enrollment Program

J. Future Agenda Items/Board Calendar.

1. Board of Education Meeting on Monday, October 3, 2011 at 6:00 p.m. at the Don Stroh Administration Center, 5606 South 147<sup>th</sup> Street
2. NASB Area Membership Meeting on Wednesday, October 12, 2011 at LaVista Embassy Suites Conference Center
3. Board of Education Meeting on Monday, October 17, 2010, 2011 at 6:00 p.m. at the Don Stroh Administration Center, 5606 South 147<sup>th</sup> Street
4. Board of Education Meeting on Monday, November 7, 2011 at 6:00 p.m. at the Don Stroh Administration Center, 5606 South 147<sup>th</sup> Street
5. Committee of the Whole Meeting on Monday, November 14, 2011 at 6:00 p.m. at the Don Stroh Administration Center, 5606 South 147<sup>th</sup> Street

Agenda  
September 19, 2011  
Page 2

6. NASB State Education Conference November 16-18, 2011 at the LaVista Embassy Suite Conference Center, 12520 Westport Parkway
7. Board of Education Meeting on Monday, November 21, 2010, 2011 at 6:00 p.m. at the Don Stroh Administration Center, 5606 South 147<sup>th</sup> Street
8. Board of Education Meeting on Monday, December 5, 2011 at 6:00 p.m. at the Don Stroh Administration Center, 5606 South 147<sup>th</sup> Street
9. Board of Education Meeting on Monday, December 19, 2011 at 6:00 p.m. at the Don Stroh Administration Center, 5606 South 147<sup>th</sup> Street

K. Public Comments - This is the proper time for public questions and comments on any topic. Please make sure a request form is given to the Board President before the meeting begins.

L. Adjournment:

All items indicated by an asterisk (\*) will comprise the Consent Agenda and may be acted on in a single motion. Items may be deleted from the Consent Agenda by request of any board member.

BOARD OF EDUCATION  
MILLARD PUBLIC SCHOOLS  
OMAHA, NEBRASKA

BOARD MEETING  
6:00 P.M.

STROH ADMINISTRATION CENTER  
5606 SOUTH 147TH STREET  
SEPTEMBER 19, 2011

ADMINISTRATIVE MEMORANDUM

A. Call to Order

**The Public Meeting Act is posted on the Wall and Available for Public Inspection**

B. Pledge of Allegiance

C. Roll Call

D. Public Comments on agenda items - This is the proper time for public questions and comments on agenda items only. Please make sure a request form is given to the Board President prior to the meeting.

\*E.1. Motion by \_\_\_\_\_, seconded by \_\_\_\_\_, to approve the Board of Education Minutes – September 6, 2011. (See enclosure.)

\*E.2. Motion by \_\_\_\_\_, seconded by \_\_\_\_\_, to approve the Special Board of Education Minutes – September 12, 2011 (Enclosure.)

\*E.3. Motion by \_\_\_\_\_, seconded by \_\_\_\_\_, to approve the bills. (See enclosures.)

\*E.4. Motion by \_\_\_\_\_, seconded by \_\_\_\_\_, to receive the Treasurer's Report and Place on File. (See enclosure.)

E.5. Summary of Board Committee of the Whole Meeting – September 12, 2011

F.1. Superintendent's Comments

F.2. Board Comments/Announcements

F.3. Report from Student Representatives

G.1. Motion by \_\_\_\_\_, seconded by \_\_\_\_\_, to approve Policy 6235 – Curriculum, Instruction, and Assessment – Taught Curriculum – Make-Up Work (See enclosure.)

H.1. Motion by \_\_\_\_\_, seconded by \_\_\_\_\_, to approve Rule 6235.1 – Curriculum, Instruction, and Assessment – Taught Curriculum – Make-Up Work (See enclosure.)

H.2. Motion by \_\_\_\_\_, seconded by \_\_\_\_\_, to approve the Inter-Local Agreement - (See enclosure.)

H.3. First Reading of Policy 6001 – Curriculum, Instruction, and Assessment – Millard Education Program

\*H.4. Motion by \_\_\_\_\_, seconded by \_\_\_\_\_, to reaffirm Policy 8225 – Internal Board Policies – Use of Public Funds (See enclosure.)

\*H.5. Motion by \_\_\_\_\_, seconded by \_\_\_\_\_, to reaffirm Policy 8260 – Internal Board Policies – Employee Recognition (See enclosure.)

\*H.6. Motion by \_\_\_\_\_, seconded by \_\_\_\_\_, to reaffirm Policy 8330 – Internal Board Policies – Formulation of Administrative Regulations (See enclosure.)

Administrative Memorandum  
September 19, 2011  
Page 2

H.7. Motion by \_\_\_\_\_, seconded by \_\_\_\_\_, to approve Personnel Actions: New Hire (See enclosure.)

I. Reports:

1. Exiting Senior Survey Report 2011
2. Advanced Placement Report
3. Dual Enrollment Program

J. Future Agenda Items/Board Calendar

1. Board of Education Meeting on Monday, October 3, 2011 at 6:30 p.m. at the Don Stroh Administration Center, 5606 South 147<sup>th</sup> Street
2. NASB Area Membership Meeting on Wednesday, October 12, 2011 at 5:30 p.m. at the LaVista Embassy Suites Conference Center
3. Board of Education Meeting on Monday, October 17, 2010, 2011 at 6:30 p.m. at the Don Stroh Administration Center, 5606 South 147<sup>th</sup> Street
4. Board of Education Meeting on Monday, November 7, 2011 at 6:00 p.m. at the Don Stroh Administration Center, 5606 South 147<sup>th</sup> Street
5. Committee of the Whole Meeting on Monday, November 14, 2011 at 6:00 p.m. at the Don Stroh Administration Center, 5606 South 147<sup>th</sup> Street
6. NASB State Education Conference November 16-18, 2011 at the LaVista Embassy Suite Conference Center, 12520 Westport Parkway
7. Board of Education Meeting on Monday, November 21, 2010, 2011 at 6:00 p.m. at the Don Stroh Administration Center, 5606 South 147<sup>th</sup> Street
8. Board of Education Meeting on Monday, December 5, 2011 at 6:00 p.m. at the Don Stroh Administration Center, 5606 South 147<sup>th</sup> Street
9. Board of Education Meeting on Monday, December 19, 2011 at 6:00 p.m. at the Don Stroh Administration Center, 5606 South 147<sup>th</sup> Street

K. Public Comments - This is the proper time for public questions and comments on any topic. Please make sure a request form is given to the Board President before the meeting begins.

L. Adjournment All items indicated by an asterisk (\*) will comprise the Consent Agenda and may be acted on in a single motion. Items may be deleted from the Consent Agenda by request of any board member.



## MILLARD PUBLIC SCHOOLS SCHOOL DISTRICT NO. 17

A meeting was held of the Board of Education of the School District No. 17, in the County of Douglas in the State of Nebraska. The meeting was convened in open and public session at 6:00 p.m., Monday, September 6, 2011, at the Don Stroh Administration Center, 5606 South 147<sup>th</sup> Street.

Present: Dave Anderson, Mike Pate, Mike Kennedy, Linda Poole, Patrick Ricketts, and Todd Clarke

Notice of this meeting was given in advance thereof by publication in the Daily Record on Friday, September 2, 2011; a copy of the publication is being attached to these minutes. Notice of this meeting was given to all members of the Board of Education and a copy of their Acknowledgment of Receipt of Notice and the agenda are attached to these minutes. Availability of the agenda was communicated in advance notice and in the notice of the Board of Education of this meeting. All proceedings hereafter shown were taken while the convened meeting was open to the attendance of the public.

---

At 6:00 p.m. Dave Anderson called the meeting to order and announced the Public Meeting Act is posted on the wall and available for public inspection. Mr. Anderson asked everyone to say the Pledge of Allegiance

Roll call was taken and all members were present.

Public Comments: A Millard teacher spoke about the unsafe practice field she has to conduct her physical education classes.

A Millard resident spoke about the proposed bond issue and because of the District's "wish list" he would not be able to support it.

Motion by Mike Kennedy, seconded by Linda Poole, to approve the Board of Education Minutes from August 15, 2011, to approve the bills, and receive the treasurer's report and place on file, upon roll call vote, all members voted aye. Motion carried.

Linda Poole summarized both of the Committee of the Whole meetings on August 22, 2011 and August 29, 2011. The topic of discussion was the proposed bond issue.

Superintendent's Comments:

- 1 There will be a parent advisory meeting on Thursday, September 8, 2011 at 6:30 p.m. The topics of discussion will include the school day, calendar, and bond issue.
- 2 A business advisory meeting will be on Friday, September 9, 2011 at 7:30 a.m. The major discussion topic will be the bond issue.
- 3 The Committee Meeting on Monday, September 12, 2011 will be on the school day, calendar and early dismissal.

Board Comments:

Mike Pate summarized the Learning Community meeting from August 18, 2011. He informed the Board that Dr. Riley from Gretna presented the Superintendent's Truancy Plan and questioned why Mr. Riley was making a report to the Learning Community Board since they have nothing to do with the plan. Mr. Pate indicated that Mr. Riley's response was they were invited. Mr. Pate expressed concerns that this is a clear example of the Learning Community Board overstepping their boundaries under the Learning Community's mission. Mr. Pate said he voted against the Learning Community General Fund budget because it included funds for members of the Learning Community mostly related to Chair Kolowski's interests to attend various conferences that have nothing to do with the Learning Community, and he voted against the ELC budget because it included funding for enforcement of the Douglas County Truancy Plan, which the Learning Community should not be involved with let alone using taxpayer dollars to fund county employees.

Dave Anderson will be out of town later in the week, so he will be unable to attend the parent advisory meeting and the business advisory meeting.

Mr. Anderson said he has been answering questions from the public in regards to the bond issue. He said many are paying attention to this proposed bond issue.

Mr. Anderson welcomed the student representatives to the Board. He explained to the students that the board is receptive to their input during the meetings.

Elisha Desmangles, student representative from Millard North High School and Yan Zhang, student representative from Millard West High School reported on activities and athletics taken place at their buildings.

Mike Kennedy provided the final reading of Policy 3300 – Support Services – Business – Purchasing – General. Motion by Mike Kennedy, seconded by Todd Clarke, to approve Policy 3300 – Support Services – Business - Purchasing – General, upon roll call vote, all members voted aye. Motion carried.

Mike Pate provided the final reading of Policy 3425 – Support Services – Business – Accounting – Receipt of Funds. Motion by Mike Pate, seconded by Patrick Ricketts, to approve Policy 3425 – Support Services – Business – Accounting – Receipt of Funds, upon roll call vote, all members voted aye. Motion carried.

Linda Poole provided the final reading of Policy 3505 – Support Services – Operation and Maintenance – Management – Direction & Supervision. Motion by Linda Poole, seconded by Mike Pate, to approve Policy 3505 – Support Services – Operation and Maintenance – Management - Direction & Supervision, upon roll call vote, all members voted aye. Motion carried.

Motion by Mike Pate, seconded by Linda Poole, to waive the reading of Policy 8250 – Internal Board Policies, upon roll call vote, all members voted aye.

Motion by Linda Poole, seconded by Mike Kennedy, to approve Policy 8250 – Internal Board Policies – Conflict of Interest, upon roll call vote, all members voted aye. Motion carried.

Motion by Mike Pate, seconded by Mike Kennedy, to approve the RESOLUTION CALLING SPECIAL BOND ELECTION OF DOUGLAS COUNTY SCHOOL DISTRICT 017 (A/K/A MILLARD PUBLIC SCHOOLS) TO BE HELD NOVEMBER 15, 2011 ON A PROPOSITION FOR THE ISSUANCE OF UP TO \$137,600,000 OF BONDS OF SAID DISTRICT FOR CAPITAL PROJECTS OF SAID DISTRICT AND LEVY OF RELATED TAX be adopted as submitted. Motion by Linda Poole, seconded by Mike Kennedy, to amend the motion to increase the amount to \$140,800,000, and include artificial turf for Millard North and Millard West in the official referendum to be voted on by the public, upon roll call vote on the amendment to the resolution Patrick Ricketts, Linda Poole, Dave Anderson, Mike Kennedy and Todd Clarke voted aye. Mike Pate voted nay. Motion carried. Motion by Todd Clarke, seconded by Linda Poole to approve the amended motion, upon roll call vote Linda Poole, Dave Anderson, Mike Kennedy, Todd Clarke, and Patrick Ricketts voted aye. Mike Pate voted nay. Motion carried.

Motion by Linda Poole, seconded by Todd Clarke, to approve the FYE12 Budget be adopted as submitted in the Revised Budget Summary and that such document be incorporated herein in its entirety by this reference, upon roll call vote, all members voted aye. Motion carried.

Motion by Linda Poole, seconded by Patrick Ricketts, to approve the Resolution Regarding FYE12 Property Tax Requests as submitted and that such resolution be incorporated in its entirety into this motion, upon roll call vote, all members voted aye. Motion carried.

Motion by Linda Poole, seconded by Mike Kennedy, to approve the 2011-2012 Memorandum of Understanding for Dual Enrollment with Metropolitan Community College and that the Associate Superintendent for Educational Services to authorized and directed to execute any and all documents related to this program, upon roll call vote, all members voted aye. Motion carried.

Motion by Todd Clarke, seconded by Patrick Ricketts, to approve Rule 3425.1 – Support Services – Business – Accounting – Receipt of Funds, upon roll call vote, all members voted aye. Motion carried.

Motion by Linda Poole, seconded by Patrick Ricketts, to reaffirm Rule 4005.2 – Human Resources – Staffing: New Buildings, before the vote Mike Kennedy had to leave the meeting, upon roll call vote, all members voted aye. Motion carried.

Motion by Linda Poole, seconded by Patrick Ricketts, to approve Job Description 2100.03 – Associate Superintendent for Educational Services; Job Description 2100.12 – Director for Assessment, Research, and Evaluation; Job Description 2100.14 – Director of Pupil Services; Job Description 2100.19 – Director of Personnel; and Job Description 2100.28 – Director of Staff Development and Instructional Improvement, upon roll call vote, all members voted aye. Motion carried.

Motion by Linda Poole, seconded by Todd Clarke, to approve Rule 4510.3 – Human Resources – Business and Emergency Leave, upon roll call vote, all members voted aye. Motion carried.

Board of Education Minutes  
September 6, 2011  
Page 3

Linda Poole provided the first reading of Policy 6235 – Curriculum Instruction, and Assessment – Taught Curriculum – Make-Up Work. This policy will be on the next board agenda for approval.

Motion by Todd Clarke, seconded by Linda Poole, to approve the Limited English Proficiency Plan for 2012-2013 as submitted, upon roll call vote, all members voted aye. Motion carried.

Motion by Linda Poole, seconded by Todd Clarke, to approve the Poverty Plan for 2012-2013 as submitted, upon roll call vote, all members voted aye. Motion carried.

Motion by Todd Clarke seconded by Patrick Ricketts, to approve Personnel Actions: Resignation: Samantha A. Morrissey, and New Hire: Jason D. Pitt, upon roll call vote, all members voted aye. Motion carried.

Reports included an Enrollment Report and the State Reading and Math Assessment Results for 2010-2011.

Future Agenda Items/Board Calendar: A Committee of the Whole Meeting will be held on Monday, September 12, 2011 at 6:30 p.m. at the Don Stroh Administration Center, 5606 South 147<sup>th</sup> Street. A Board of Education Meeting will be held on Monday, September 19, 2010, 2011 at 6:30 p.m. at the Don Stroh Administration Center, 5606 South 147<sup>th</sup> Street. A Board of Education Meeting on Monday, October 3, 2011 at 6:30 p.m. at the Don Stroh Administration Center, 5606 South 147<sup>th</sup> Street. A Committee of the Whole Meeting will be held on Monday, October 10, 2011 at 6:30 p.m. at the Don Stroh Administration Center, 5606 South 147<sup>th</sup> Street. A Board of Education Meeting will be held on Monday, October 17, 2010, 2011 at 6:30 p.m. at the Don Stroh Administration Center, 5606 South 147<sup>th</sup> Street. A Board of Education Meeting will be held on Monday, November 7, 2011 at 6:00 p.m. at the Don Stroh Administration Center, 5606 South 147<sup>th</sup> Street. A Committee of the Whole Meeting will be held on Monday, November 14, 2011 at 6:00 p.m. at the Don Stroh Administration Center, 5606 South 147<sup>th</sup> Street. The NASB State Education Conference will be on November 16-18, 2011 at the LaVista Embassy Suite Conference Center, 12520 Westport Parkway. A Board of Education Meeting will be held on Monday, November 21, 2010, 2011 at 6:00 p.m. at the Don Stroh Administration Center, 5606 South 147<sup>th</sup> Street

Dave Anderson adjourned the meeting.



---

SECRETARY

**CERTIFICATE  
AS TO RESOLUTION FOR SPECIAL BOND ELECTION**

I, Mike Kennedy, hereby certify to the Election Commissioner of Douglas County, Nebraska, that I am the Secretary of the Board of Education of Douglas County School District 017, and that attached hereto is a true and correct copy of the Resolution calling for a special election on a proposition for the issuance of bonds by said school district adopted by the Board of Education of said school district at its meeting duly held on the 6<sup>th</sup> day of September, 2011. Further, I certify that no action taken at said meeting has subsequently been rescinded or modified by the Board.

IN WITNESS WHEREOF, I set my hand this 6th day of September, 2011.

DOUGLAS COUNTY SCHOOL  
DISTRICT 017 IN THE STATE OF  
NEBRASKA (MILLARD PUBLIC SCHOOLS)

By   
Secretary

BE IT RESOLVED by the Board of Education of Douglas County School District 017 (a/k/a Millard Public Schools) as follows:

**Section 1.** The Board of Education finds and determines that the School District is properly and lawfully organized and has been so organized for more than one year prior to the passage of this Resolution as a Class III School District under Article 8, Chapter 79, Reissue Revised Statutes of Nebraska, 2008, as amended, maintaining both elementary and high school grades under the direction of a single Board of Education, the District embracing territory having a population of more than one thousand and not more than one hundred fifty thousand inhabitants. The Board further finds and determines that the District has not entered into any affiliation agreement within the meaning of such term as used in Section 10-716.01, Reissue Revised Statutes of Nebraska, 2007, as amended, with any Class I school district.

**Section 2.** The Board of Education hereby finds and determines that it is necessary that funds be provided for the purpose of paying the costs of: constructing additions or making repairs and renovations to existing school buildings; and providing security, technology and energy-efficiency equipment, and furniture and apparatus for such school buildings and school buildings additions, and that a proposition for the issuance of bonds for such purpose has not been submitted to the electors of this School District within six months preceding the date of the special election called by this resolution.

**Section 3.** A special election is hereby called and shall be held in the School District on Tuesday, November 15, 2011, at which special election there shall be submitted to the qualified electors of this School District the following proposition:

“Shall Douglas County School District 017 (a/k/a Millard Public Schools), in the State of Nebraska, issue the bonds of said District in the principal amount of not to exceed One Hundred Forty Million Eight Hundred Thousand Dollars (\$140,800,000) for the purpose of paying the costs of: constructing additions, including the installation of athletic field artificial turf at Millard North and Millard West High Schools, or making repairs and renovations to existing school buildings; and providing security, technology and energy-efficiency equipment, and furniture and apparatus for such school buildings and school buildings additions; said bonds to be issued at such time or times as may be determined by the Board of Education, to bear interest at a rate or rates as may be determined by the Board of Education and to become due at such time or times as may be fixed by the Board of Education; and

“Shall the District cause to be levied and collected annually a special levy of taxes against all the taxable property in the District sufficient in rate and amount to pay the interest, principal and premium on said bonds as the same become due?”

The ballots to be voted upon and cast at said election shall have printed thereon the foregoing proposition, followed by the words: “FOR said bonds and tax” and “AGAINST said bonds and tax” following the proposition.

Qualified electors voting in favor of said proposition shall blacken the oval opposite the words “FOR said bonds and tax” following said proposition, and qualified electors voting against

said proposition shall blacken the oval opposite the words "AGAINST said bonds and tax" following said proposition.

**Section 4.** Notice of said election shall be given to the qualified electors of the School District at least 20 days prior to such election and a copy of the sample ballot shall be published one time not more than 10 days nor less than three days prior to the election, such notice and sample ballot to be published in *The Daily Record*, a newspaper of general circulation in this School District, and the Secretary of the School District be and hereby is directed to cause such notice and sample ballot to be published.

**Section 5.** The Secretary of the School District be and hereby is authorized and directed to certify a copy of this Resolution no later than September 26, 2011 to the Douglas County Election Commissioner, who shall designate the polling places, appoint the election officials and otherwise conduct the election as provided by law. The School District does hereby agree to reimburse said Election Commissioner for the expenses of conducting the election. Not less than five days prior to the election, the President and Secretary of the School District shall certify to said Election Commissioner a list of all registered voters of the School District in counties other than Douglas County qualified to vote on said proposition. As required by Section 32-802, Reissue Revised Statutes of Nebraska, 2008, the Election Commissioner shall provide for publication of the Notice of Election in a newspaper designated by the Election Commissioner no later than 40 days prior to the day of said election and such notice shall also be posted in the offices of the Election Commissioner no later than 40 days prior to such date of election.

**Section 6.** The form of ballot and form of notice of said bond election shall be substantially in the form submitted to this meeting, a copy of which forms shall be made a part of the minutes. The Secretary of the School District is hereby authorized and directed, in conjunction with the Election Commissioner conducting the election, to arrange for the printing of the necessary ballots for said election and to do all other things and take all other action appropriate or necessary in order to cause said proposition to be submitted to the qualified electors of the School District as above provided.

**Section 7.** The special election described in this resolution shall be conducted in accordance with Sections 10-107 et seq., Reissue Revised Statutes of Nebraska, 2007, as amended, and the Election Act, Sections 32-101 et seq., Reissue Revised Statutes of Nebraska, 2008, as amended, and may be conducted by mail in accordance with Sections 32-952 through 32-960 of said Election Act.

2. November 4, 2011: is the last day for in-person voter registration in the office of the Election Commissioner of Douglas County (6:00 p.m. on the 2nd Friday prior to the election).

**Absentee Voting**

Voters who will be absent from their home residences may complete an "Application for Early Voter's Ballot" available from the office of the Election Commissioner of Douglas County. Applications will be accepted until October 28, 2011.

**Ballot Return Deadline**

Voted ballots that are sealed in the "Return Identification Envelope" may be returned by one of the following means:

1. U.S. Mail: place \$ \_\_\_\_\_ postage on the envelope to mail the ballot back; or
2. Hand Delivery: deliver the ballot to the Election Commissioner of Douglas County, 225 North 115<sup>th</sup> Street, Omaha, Nebraska 68154.

**NOTE: All ballots must be in the possession of the Election Commissioner of Douglas County no later than 5:00 p.m. on Election Day, November 15, 2011.**

**Election Commissioner of Douglas County Information**

Mailing Address and Location: 225 North 115<sup>th</sup> Street, Omaha, Nebraska 68154

Phone: (402) 444-8683

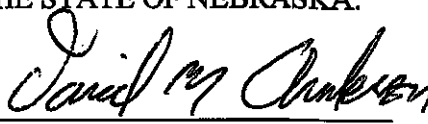
Fax: (402) 444-4181

E-Mail: [clerk@hitchcock.nacone.org](mailto:clerk@hitchcock.nacone.org)

Regular Office Hours: 8:30 a.m. to 5:00 p.m., Monday through Friday, excluding holidays and the days specified above, including Election Day.

BY ORDER OF THE BOARD OF EDUCATION OF DOUGLAS COUNTY SCHOOL DISTRICT 017 (A/K/A MILLARD PUBLIC SCHOOLS) IN THE STATE OF NEBRASKA.

  
Secretary

  
President

PUBLISH - 4 Times (October 19, October 26, November 2 and November 9, 2011)

**NOTICE OF ELECTION**  
**DOUGLAS COUNTY SCHOOL DISTRICT 017**  
**(a/k/a Millard Public Schools)**

Public Notice is hereby given to the qualified electors of Douglas County School District 017 (a/k/a Millard Public Schools) that a special election has been called and will be held in said District on Tuesday, November 15, 2011, at which there shall be submitted to the qualified electors of said District the following proposition:

“Shall Douglas County School District 017 (a/k/a Millard Public Schools), in the State of Nebraska, issue the bonds of said District in the principal amount of not to exceed One Hundred Forty Million Eight Hundred Thousand Dollars (\$140,800,000) for the purpose of paying the costs of: constructing additions, including the installation of athletic field artificial turf at Millard North and Millard West High Schools, or making repairs and renovations to existing school buildings; and providing security, technology and energy-efficiency equipment, and furniture and apparatus for such school buildings and school buildings additions; said bonds to be issued at such time or times as may be determined by the Board of Education, to bear interest at a rate or rates as may be determined by the Board of Education and to become due at such time or times as may be fixed by the Board of Education; and

“Shall the District cause to be levied and collected annually a special levy of taxes against all the taxable property in the District sufficient in rate and amount to pay the interest and principal of said Bonds as the same become due?”

FOR            said bonds and tax

AGAINST       said bonds and tax

Electors voting in favor of said proposition shall must fill in the oval (  ) next to the words “FOR said bonds and tax” following said proposition, and electors voting against said proposition must fill in the oval (  ) next to the words “AGAINST said bonds and tax” following the proposition.

**Election by Mail**

This election will be an election by mail. Each registered voter residing within the District will receive a ballot by mail at his/her address as it appears on the voter registration register; and therefore no polling places will be open for voting. Ballots will be mailed by the Election Commissioner of Douglas County between October 26, 2011 and November 4, 2011.

**Voter Registration Deadlines**

1. October 28, 2011: is the last day for mail-in registrations, registrar registrations, delivered registrations and agency registrations (3rd Friday prior to the election).



## SAMPLE BALLOT

The Election Commissioner of Douglas County is conducting a special election for Douglas County School District 017 (a/k/a Millard Public Schools). This is an election by mail; therefore, no polling places will be open for voting. The official date of the election is Tuesday, November 15, 2011. The deadline for receipt of voted ballots in the Election Commissioner of Douglas County's office is Tuesday, November 15, 2011 at 5:00 p.m.

### INSTRUCTIONS TO VOTER

The following are instructions on how to vote your ballot. Please follow these instructions precisely, otherwise, your ballot may not be counted.

1. Verify that there are initials of an election official at the bottom of the ballot.
2. Verify that there are no voting marks on the ballot.
3. Use a #2 lead pencil or black pen to mark the ballot.
4. Fill in the oval completely (  ) next to either "FOR said bonds and tax" or "AGAINST said bonds and tax". Circling or placing other marks outside of the oval will not suffice.
5. Do not overvote or your vote will not be counted.
6. Do not cross out or erase. If you make a mistake, write "VOID" across the face of the ballot and call the Hitchcock County Clerk for instructions.
7. After voting, insert the ballot into the *Return Identification Envelope* and then complete, sign and seal the *Return Identification Envelope*.
8. Any person physically unable to sign the envelope must make his/her "mark" and have a witness write the voter's name and sign on the witness line below.
9. Failure to complete and sign the *Return Identification Envelope* will cause the ballot to be rejected.
10. Place postage on the envelope (\$\_\_\_\_\_).
11. Mail or deliver your ballot to the Election Commissioner of Douglas County, 225 North 115<sup>th</sup> Street, Omaha, Nebraska 68154. Your ballot must be in the possession of the Election Commissioner of Douglas County by 5:00 p.m. on Tuesday, November 15, 2011.
12. Contact the Election Commissioner of Douglas County at (402) 444-8683 if you have any problems or questions.

Sample Ballot

**OFFICIAL BALLOT  
SCHOOL BOND ELECTION  
DOUGLAS COUNTY SCHOOL DISTRICT 017  
(a/k/a Millard Public Schools)**

TUESDAY, NOVEMBER 15, 2011

“Shall Douglas County School District 017 (a/k/a Millard Public Schools), in the State of Nebraska, issue the bonds of said District in the principal amount of not to exceed One Hundred Forty Million Eight Hundred Thousand Dollars (\$140,800,000) for the purpose of paying the costs of: constructing additions, including the installation of athletic field artificial turf at Millard North and Millard West High Schools, or making repairs and renovations to existing school buildings; and providing security, technology, and energy-efficiency equipment, and furniture and apparatus for such school buildings and school buildings additions; said bonds to be issued at such time or times as may be determined by the Board of Education, to bear interest at a rate or rates as may be determined by the Board of Education and to become due at such time or times as may be fixed by the Board of Education; and

“Shall the District cause to be levied and collected annually a special levy of taxes against all the taxable property in the District sufficient in rate and amount to pay the interest and principal of said Bonds as the same become due?”

- FOR            said bonds and tax
- AGAINST       said bonds and tax

[Publish November 9, 2011]

MILLARD PUBLIC SCHOOLS  
SCHOOL DISTRICT NO 17

A special meeting was held of the Board of Education of the School District No. 17, in the County of Douglas in the State of Nebraska. The meeting was convened in Executive Session at the conclusion of the Committee of the Whole meeting on Monday, September 12, 2011, at the Don Stroh Administration Center, 5606 South 147<sup>th</sup>.

Present: Linda Poole, Dave Anderson, Mike Pate, Patrick Ricketts, and Todd Clarke

Absent: Mike Kennedy

Notice of this meeting was given in advance thereof by publication in the Daily Record on Friday, September 9, 2011; a copy of the publication is being attached to these minutes. Notice of this meeting was given to all members of the Board of Education and a copy of their Acknowledgment of Receipt of Notice and the agenda are attached to these minutes. Availability of the agenda was communicated in advance notice and in the notice of the Board of Education of this meeting. All proceedings hereafter shown were taken while the convened meeting was open to the attendance of the public.

---

At 7:24 p.m. Dave Anderson called the meeting to order, and said the board would be going into Executive Session for the purpose of litigation.

After the Board came out of Executive Session Dave Anderson adjourned the meeting.



---

Dave Anderson, President

**Millard Public Schools**  
September 19, 2011

**Millard Public Schools**

21

**Check Register****Prepared for the Board Meeting of September 19, 2011**

Check No	Vend No	Vendor Name	Amount
327054	138803	LINDSEY ANNE FOX	100.00
327057	056820	HARRY A KOCH COMPANY	30.00
327058	132878	HY-VEE INC	157.70
327060	136955	NEBRASKA INTERNATL LANGUAGES ASSN	300.00
327061	138808	NEBRASKA SECRETARY OF STATE:NOTARY	30.00
327062	108325	NEBRASKA STATE BANDMASTERS ASSN	175.00
327064	070810	OMAHA PUBLIC SCHOOLS	150.00
327065	134296	PETTY CASH/ALDRICH	100.00
327066	134050	PETTY CASH/ROHWER ELEMENTARY	100.00
327067	132115	PETTY CASH/YAP	300.00
327069	107354	STEPHEN W. VENTEICHER	50.00
327082	135692	AMERICAN COUNCIL ON THE TEACHING	0.00
327083	131418	B STREET COLLISION CENTER	1,312.92
327084	100301	BELLEVUE EAST HIGH SCHOOL	150.00
327087	138814	WILLIAM J COOK CO LLC	1,895.00
327089	106773	FIRST NATIONAL BANK VISA	1,629.35
327090	100966	GREATER OMAHA LEAGUE OF DEBATE	75.00
327093	068463	NEBRASKA MUSIC EDUCATORS ASSN	867.00
327094	135087	PETTY CASH/REEDER ELEM	100.00
327101	135692	AMERICAN COUNCIL ON THE TEACHING	80.00
327102	138817	SHAWN ATKINSON	7.50
327103	010083	ATS MOBILE TELEPHONE CO INC	75.69
327104	136956	RAYMOND J SAVARD	3,000.00
327105	138818	KELLY M BERTUCCI	8.99
327106	019111	BISHOP BUSINESS EQUIPMENT	4,246.96
327108	138819	GARY R BRAUN	7.50
327109	130290	LINDA BREWER	79.60
327110	136986	NANCY A BROSAMLE	715.00
327111	133042	KIMBERLIE A BUHR	7.50
327113	108436	COX COMMUNICATIONS INC	42.76
327115	136320	JOSHUA P FIELDS	427.41
327116	044992	CATHERINE D GREENWALD	175.46
327117	108478	DAVID C HEMPHILL	2,633.30
327118	135589	LLOYD M HOSHAW	26.52
327120	132434	BRENT HINKLE	460.00
327121	138821	DANIEL M KOMOR	7.50
327122	134546	ELLEN Y KRAMER	46.21
327123	057683	JANET F KRUGER	54.41
327124	133027	TRACY LOGAN	131.57
327125	137615	JOHN P MANGIAMELLI	7.50
327126	136945	CLIFFORD W MCCLEAN	7.50
327127	136147	MCKINNIS ROOFING & SHEET METAL INC	34,653.60
327128	102466	MID-WEST 3D SOLUTIONS LLC	10,485.00
327129	109843	NEXTEL PARTNERS INC	815.99
327130	137911	RIVER CITY GLASS LLC	52.94
327131	131887	SIEMENS INDUSTRY INC.	877.50

Date: 9/14/2011

# Millard Public Schools

22

## Check Register

Prepared for the Board Meeting of September 19, 2011

Check No	Vend No	Vendor Name	Amount
327132	101476	SODEXO INC & AFFILIATES	97,153.77
327133	137488	I ASSESSMENT LLC	30,766.00
327134	093976	WEEKLY READER CORPORATION	61.82
327135	135724	WEYLON G WHITE	21.38
327136	134072	ROBIN L WIAR	62.88
327137	136437	MICKI J ZOUCHA	34.77
327138	098765	SECURITY BENEFIT LIFE INS CO	390,354.38
327139	098765	SECURITY BENEFIT LIFE INS CO	3,038.88
<b>Total for GENERAL FUND</b>			<b>588,149.76</b>
23194	010071	CALICO INDUSTRIES, INC.	732.86
23195	137668	VICTORIA A ALEXANDER	40.92
23196	137609	NOVA RDH INC	1,939.00
23197	137889	SARAH J BANIK	97.30
23198	010047	JANICE K BEUKENHORST	14.30
23199	135057	KATHERINE L BOYLE	44.68
23200	138827	ANTHONY J CLARK	10.43
23201	138039	JASON FIGGINS	41.70
23202	138040	JUSTIN FIGGINS	41.70
23203	137000	MARLEY J FLEMING	97.30
23204	135983	ENCORE ONE LLC	169.45
23205	138466	DREW A GRANDGENETT	31.28
23206	138574	LAUREN N GRIEB	31.28
23207	131359	LINDA HOPKINS	33.86
23208	138823	ASHLEY L KENNEDY	72.98
23209	102229	ROWAN W LANG	200.91
23210	138334	ZAKARY R LINES	34.75
23211	137251	ANDREW E LUCAS JR	41.70
23212	136511	KATHRYN M MAYER	18.99
23213	138824	TRAYTAISA S MAYFIELD	72.98
23214	137728	JEAN R MENDENHALL	52.17
23215	136279	MILLARD PUBLIC SCHOOL CLEARING ACCT	1,531.95
23216	102445	EDRIE K PEARCE	124.98
23217	138777	ALEJANDRA D PEREZ	33.64
23218	138825	ASHLEY M PETERS	20.85
23219	130903	DEB RINGER	24.65
23220	138826	CONNOR J ROTERT	72.98
23221	138336	DALTON J RYAN	34.75
23222	138083	SAMSON SANDERS	41.70
23223	136367	KAITLYN C SNODDY	72.98
23224	101476	SODEXO INC & AFFILIATES	576,430.90
23225	138491	MARISOL SORIANO	41.70
23226	138402	ZEFFREY A TRUSLER	20.85
23227	135739	ELIJAH TYNES	97.30
23228	137785	BRET A WATSON	27.80
23229	105619	WESTERN TRAILER LEASING INC	425.02
23230	137672	CARLY J WHITE	41.70

Date: 9/14/2011

**Millard Public Schools**

23

**Check Register****Prepared for the Board Meeting of September 19, 2011**

Check No	Vend No	Vendor Name	Amount
23231	131241	MARCIA L WILLIAMS	18.33
23232	137003	AUSTIN K WILSON	31.28
<b>Total for FOOD SERVICE</b>			<b>582,913.90</b>
327114	136245	DONOVAN PROPERTIES LLC	1,716.66
<b>Total for SPECIAL BUILDING</b>			<b>1,716.66</b>
327055	138809	GOOD SHEPHERD LUTHERAN CHURCH	750.00
327056	138809	GOOD SHEPHERD LUTHERAN CHURCH	250.00
327059	138549	JARED LANGEMEIER	150.00
327063	138793	BRIAN M O'MALLOY	131.25
327068	133067	BARBARA KAY MOCK	4,500.00
327086	138539	TERENCE G CABRAL	112.50
327088	037525	EDUCATIONAL SERVICE UNIT #3	77.00
327107	137805	MICHELLE M BRADY	15.19
327112	135105	CATHERINE A CORBITT	21.40
327119	106169	MARY K HOUGH	60.03
<b>Total for GRANT FUND</b>			<b>6,067.37</b>
327053	138151	MADISON BESCH	550.00
327085	134129	FWD MEDIA INC	785.00
327091	138815	JAMES LINEHAN	297.50
327092	138815	JAMES LINEHAN	297.50
<b>Total for ACTIVITY FUND</b>			<b>1,930.00</b>
<b>Report Total</b>			<b>1,180,777.69</b>

## Current Cash Balance Report

ALL Data

Date: 07/01/2011 thru 07/31/2011

Activity Number and Name	Beginning Cash	Receipts	Disbursements	Adjustments	Cash Balance
<b>A General Funds</b>					
100 General	145,845.01	0.00	0.00	0.00	145,845.01
150 Petty Cash	0.00	0.00	0.00	0.00	0.00
170 DSAC Vending	8,869.71	317.90	346.60	0.00	8,841.01
180 Interest Earned - Checking	586.32	96.99	0.00	0.00	683.31
190 Interest on Savings	0.00	0.00	0.00	0.00	0.00
<b>A General Funds Totals:</b>	<b>155,301.04</b>	<b>414.89</b>	<b>346.60</b>	<b>0.00</b>	<b>155,369.33</b>
<b>B Administrative Custody Accts</b>					
200 Staff Development	0.00	0.00	0.00	0.00	0.00
209 MPS Activities Calendar	15,000.00	0.00	0.00	0.00	15,000.00
210 Activity Express	77,241.40	200.00	6,045.00	0.00	71,396.40
211 Logo Sales	1,117.68	0.00	0.00	0.00	1,117.68
213 Student Showcase	60.00	0.00	0.00	0.00	60.00
215 HAL Field Trips/Preschool	-11,419.57	21.00	117.00	-580.50	-12,096.07
220 WF Student Donation	5,660.18	0.00	0.00	0.00	5,660.18
225 STOP Hunger	4.84	0.00	0.00	0.00	4.84
230 Hospitality	29.59	0.00	0.00	0.00	29.59
235 Educational Services Hospitality	31.72	0.00	0.00	0.00	31.72
240 NFUSSD	0.00	0.00	0.00	0.00	0.00
245 Paybac	0.00	0.00	0.00	0.00	0.00
<b>B Administrative Custody Accts Totals:</b>	<b>87,725.84</b>	<b>221.00</b>	<b>6,162.00</b>	<b>-580.50</b>	<b>81,204.34</b>
<b>C School Custody Accts</b>					
300 Instrument Rental	57,979.08	0.00	0.00	0.00	57,979.08
310 South Swim Lessons	35,785.00	1,440.00	40.00	0.00	37,185.00
320 North Swim Lessons	23,010.00	0.00	150.00	0.00	22,860.00
325 West Swim Lessons	26,800.00	1,350.00	170.00	0.00	27,980.00
330 North Open Swim	0.00	0.00	0.00	0.00	0.00
335 West Open Swim	1,047.00	1,033.00	0.00	0.00	2,080.00
340 South Open Swim	385.00	229.00	0.00	0.00	614.00
350 Maintenance Vending	601.62	0.00	0.00	0.00	601.62
355 Tech Vending	1,362.54	0.00	0.00	0.00	1,362.54
360 Facility Use Rental Fee	125,072.46	4,892.50	0.00	0.00	129,964.96
365 Facility Use Building Access	54,460.00	2,402.00	0.00	0.00	56,862.00
366 Facility Use Staffing	22,493.00	1,693.75	0.00	0.00	24,186.75
370 No Longer Used	0.00	0.00	0.00	0.00	0.00
400 Check Collection	384.65	251.50	251.50	0.00	384.65
500 District Wide Coca-Cola	0.00	0.00	0.00	0.00	0.00
<b>C School Custody Accts Totals:</b>	<b>349,380.35</b>	<b>13,291.75</b>	<b>611.50</b>	<b>0.00</b>	<b>362,060.60</b>
<b>D Investments</b>					
900 Savings	-157,378.17	0.00	0.00	0.00	-157,378.17
<b>D Investments Totals:</b>	<b>-157,378.17</b>	<b>0.00</b>	<b>0.00</b>	<b>0.00</b>	<b>-157,378.17</b>
<b>Q Extra-Curriculars</b>					
1020 HAL Field Trips	10,956.40	0.00	0.00	580.50	11,536.90
1030 Parent Pay PreSchool	0.00	0.00	0.00	0.00	0.00
<b>Q Extra-Curriculars Totals:</b>	<b>10,956.40</b>	<b>0.00</b>	<b>0.00</b>	<b>580.50</b>	<b>11,536.90</b>
<b>Report Totals:</b>	<b>445,985.46</b>	<b>13,927.64</b>	<b>7,120.10</b>	<b>0.00</b>	<b>452,793.00</b>



## Current Cash Balance

Site ID	Site Name						
Group ID	Group Name		Beginning Cash	Receipts	Disbursements	Adjustments	Cash Balance
Abbott	Abbott Elementary						
A	ACTIVITY GENERAL						
	1010	General Admin	\$ 26,641.79	\$ 6.70	\$ 0.00	\$ 0.00	\$ 26,648.49
	1030	Staff Vending	\$ 802.34	\$ 0.00	\$ 0.00	\$ 0.00	\$ 802.34
	A	Totals:	\$ 27,444.13	\$ 6.70	\$ 0.00	\$ 0.00	\$ 27,450.83
D	CLUBS AND ORGANIZATIONS						
	4040	Art	\$ 0.00	\$ 0.00	\$ 0.00	\$ 0.00	\$ 0.00
	4230	Environmental Club	\$ 0.00	\$ 0.00	\$ 0.00	\$ 0.00	\$ 0.00
	4440	Leadership Club	\$ 0.00	\$ 0.00	\$ 0.00	\$ 0.00	\$ 0.00
	4500	Music	\$ 0.00	\$ 0.00	\$ 0.00	\$ 0.00	\$ 0.00
	4540	Other Clubs	\$ 0.00	\$ 0.00	\$ 0.00	\$ 0.00	\$ 0.00
	4580	Reading	\$ 0.00	\$ 0.00	\$ 0.00	\$ 0.00	\$ 0.00
	4620	Safety Patrol	\$ 0.00	\$ 0.00	\$ 0.00	\$ 0.00	\$ 0.00
	4660	Spanish Club	\$ 0.00	\$ 0.00	\$ 0.00	\$ 0.00	\$ 0.00
	4710	Student Council	\$ 850.68	\$ 0.00	\$ 0.00	\$ 0.00	\$ 850.68
	4760	World Language	\$ 102.48	\$ 0.00	\$ 0.00	\$ 0.00	\$ 102.48
	D	Totals:	\$ 953.16	\$ 0.00	\$ 0.00	\$ 0.00	\$ 953.16
E	ADMINISTRATIVE CUSTODIAL						
	5040	Fundraising-General	\$ 0.00	\$ 0.00	\$ 0.00	\$ 0.00	\$ 0.00
	5060	Hospitality	\$ 0.00	\$ 0.00	\$ 0.00	\$ 0.00	\$ 0.00
	5080	Media	\$ 1,999.36	\$ 0.00	\$ 0.00	\$ 0.00	\$ 1,999.36
	5180	Teacher Fund/Grants	\$ 0.00	\$ 0.00	\$ 0.00	\$ 0.00	\$ 0.00
	E	Totals:	\$ 1,999.36	\$ 0.00	\$ 0.00	\$ 0.00	\$ 1,999.36
Q	STUDENT FEE FUND						
	7000	KG Field Trips	\$ 1,236.65	\$ 0.00	\$ 0.00	\$ 0.00	\$ 1,236.65
	7010	1st Grade Field Trips	\$ 1,166.25	\$ 0.00	\$ 0.00	\$ 0.00	\$ 1,166.25
	7020	2nd Grade Field Trips	\$ 987.45	\$ 0.00	\$ 0.00	\$ 0.00	\$ 987.45
	7030	3rd Grade Field Trips	\$ 777.21	\$ 0.00	\$ 0.00	\$ 0.00	\$ 777.21
	7040	4th Grade Field Trips	\$ 1,307.35	\$ 0.00	\$ 0.00	\$ 0.00	\$ 1,307.35
	7050	5th Grade Field Trips	\$ 164.35	\$ 0.00	\$ 0.00	\$ 0.00	\$ 164.35
	7900	Field Trips-Other	-\$ 4,862.17	\$ 0.00	\$ 0.00	\$ 0.00	-\$ 4,862.17
	Q	Totals:	\$ 777.09	\$ 0.00	\$ 0.00	\$ 0.00	\$ 777.09
	Abbott	Totals:	\$ 31,173.74	\$ 6.70	\$ 0.00	\$ 0.00	\$ 31,180.44

## Current Cash Balance

Site ID	Site Name						
Group ID	Group Name						
Activity ID	Activity Name	Beginning Cash	Receipts	Disbursements	Adjustments	Cash Balance	
Ackerm	Ackerman Elementary						
A	ACTIVITY GENERAL						
1010	General Admin	\$ 9,413.71	\$ 5.92	\$ 0.00	\$ 0.00	\$ 9,419.63	
1030	Staff Vending	\$ 492.05	\$ 0.00	\$ 0.00	\$ 0.00	\$ 492.05	
	A Totals:	\$ 9,905.76	\$ 5.92	\$ 0.00	\$ 0.00	\$ 9,911.68	
D	CLUBS AND ORGANIZATIONS						
4040	Art	\$ 5,612.14	\$ 0.00	\$ 0.00	\$ 0.00	\$ 5,612.14	
4070	Birthday Book Club	\$ 372.04	\$ 0.00	\$ 0.00	\$ 0.00	\$ 372.04	
4140	Choir	\$ 0.00	\$ 0.00	\$ 0.00	\$ 0.00	\$ 0.00	
4270	Field Day	\$ 1,005.00	\$ 0.00	\$ 0.00	\$ 0.00	\$ 1,005.00	
4580	Reading	\$ 30.56	\$ 0.00	\$ 0.00	\$ 0.00	\$ 30.56	
4710	Student Council	\$ 498.87	\$ 0.00	\$ 0.00	\$ 0.00	\$ 498.87	
4770	Yearbook	\$ 2,656.75	\$ 0.00	\$ 0.00	\$ 0.00	\$ 2,656.75	
	D Totals:	\$ 10,175.36	\$ 0.00	\$ 0.00	\$ 0.00	\$ 10,175.36	
E	ADMINISTRATIVE CUSTODIAL						
5040	Fundraising-General	\$ 498.12	\$ 0.00	\$ 0.00	\$ 0.00	\$ 498.12	
5060	Hospitality	\$ 0.00	\$ 0.00	\$ 0.00	\$ 0.00	\$ 0.00	
5070	Library	\$ 4,735.30	\$ 0.00	\$ 0.00	\$ 0.00	\$ 4,735.30	
5110	Other Student Activities	\$ 0.00	\$ 0.00	\$ 0.00	\$ 0.00	\$ 0.00	
5140	PayBac	\$ 71.90	\$ 0.00	\$ 0.00	\$ 0.00	\$ 71.90	
5180	Teacher Fund/Grants	\$ 1,660.77	\$ 0.00	\$ 0.00	\$ 0.00	\$ 1,660.77	
	E Totals:	\$ 6,966.09	\$ 0.00	\$ 0.00	\$ 0.00	\$ 6,966.09	
Q	STUDENT FEE FUND						
7000	KG Field Trips	\$ 0.00	\$ 0.00	\$ 0.00	\$ 0.00	\$ 0.00	
7010	1st Grade Field Trips	\$ 0.00	\$ 0.00	\$ 0.00	\$ 0.00	\$ 0.00	
7020	2nd Grade Field Trips	\$ 0.00	\$ 0.00	\$ 0.00	\$ 0.00	\$ 0.00	
7030	3rd Grade Field Trips	\$ 0.00	\$ 0.00	\$ 0.00	\$ 0.00	\$ 0.00	
7040	4th Grade Field Trips	\$ 0.00	\$ 0.00	\$ 0.00	\$ 0.00	\$ 0.00	
7050	5th Grade Field Trips	\$ 847.34	\$ 0.00	\$ 0.00	\$ 0.00	\$ 847.34	
7900	Field Trips-Other	\$ 0.00	\$ 0.00	\$ 0.00	\$ 0.00	\$ 0.00	
	Q Totals:	\$ 847.34	\$ 0.00	\$ 0.00	\$ 0.00	\$ 847.34	
	Ackerma Totals:	\$ 27,894.55	\$ 5.92	\$ 0.00	\$ 0.00	\$ 27,900.47	

## Current Cash Balance

Site ID	Site Name	Sorted by Site, Group, Activity. From 07/01/2011 to 07/31/2011.				
Group ID	Group Name	Beginning Cash	Receipts	Disbursements	Adjustments	Cash Balance
	Activity ID    Activity Name					
Aldrich	Aldrich Elementary					
A	ACTIVITY GENERAL					
	1010    General Admin	\$ 20,298.39	\$ 0.00	\$ 0.00	\$ 0.00	\$ 20,298.39
	1030    Staff Vending	\$ 345.36	\$ 0.00	\$ 0.00	\$ 0.00	\$ 345.36
	A    Totals:	\$ 20,643.75	\$ 0.00	\$ 0.00	\$ 0.00	\$ 20,643.75
D	CLUBS AND ORGANIZATIONS					
	4040    Art	\$ 0.00	\$ 0.00	\$ 0.00	\$ 0.00	\$ 0.00
	4070    Birthday Book Club	\$ 174.84	\$ 0.00	\$ 0.00	\$ 0.00	\$ 174.84
	4710    Student Council	\$ 72.49	\$ 0.00	\$ 0.00	\$ 0.00	\$ 72.49
	D    Totals:	\$ 247.33	\$ 0.00	\$ 0.00	\$ 0.00	\$ 247.33
E	ADMINISTRATIVE CUSTODIAL					
	5040    Fundraising-General	\$ 0.00	\$ 0.00	\$ 0.00	\$ 0.00	\$ 0.00
	5060    Hospitality	\$ 0.00	\$ 0.00	\$ 0.00	\$ 0.00	\$ 0.00
	5070    Library	\$ 288.82	\$ 0.00	\$ 0.00	\$ 0.00	\$ 288.82
	E    Totals:	\$ 288.82	\$ 0.00	\$ 0.00	\$ 0.00	\$ 288.82
Q	STUDENT FEE FUND					
	7000    KG Field Trips	\$ 138.16	\$ 0.00	\$ 0.00	\$ 0.00	\$ 138.16
	7010    1st Grade Field Trips	\$ 691.83	\$ 0.00	\$ 0.00	\$ 0.00	\$ 691.83
	7020    2nd Grade Field Trips	\$ 209.92	\$ 0.00	\$ 0.00	\$ 0.00	\$ 209.92
	7030    3rd Grade Field Trips	\$ 264.00	\$ 0.00	\$ 0.00	\$ 0.00	\$ 264.00
	7040    4th Grade Field Trips	\$ 739.48	\$ 0.00	\$ 0.00	\$ 0.00	\$ 739.48
	7050    5th Grade Field Trips	-\$ 19.64	\$ 0.00	\$ 0.00	\$ 0.00	-\$ 19.64
	7900    Field Trips-Other	-\$ 2,599.43	\$ 0.00	\$ 0.00	\$ 0.00	-\$ 2,599.43
	Q    Totals:	-\$ 575.68	\$ 0.00	\$ 0.00	\$ 0.00	-\$ 575.68
	Aldrich    Totals:	\$ 20,604.22	\$ 0.00	\$ 0.00	\$ 0.00	\$ 20,604.22

## Current Cash Balance

Site ID	Site Name						Sorted by Site, Group, Activity. From 07/01/2011 to 07/31/2011.
Group ID	Group Name						
	Activity ID	Activity Name	Beginning Cash	Receipts	Disbursements	Adjustments	Cash Balance
BlackEl	Black Elk Elementary						
A	ACTIVITY GENERAL						
	1010	General Admin	\$ 30,275.49	\$ 11.39	\$ 0.00	\$ 0.00	\$ 30,286.88
	1020	General-VIP	\$ 2,171.40	\$ 0.00	\$ 0.00	\$ 0.00	\$ 2,171.40
	1030	Staff Vending	\$ 146.46	\$ 0.00	\$ 0.00	\$ 0.00	\$ 146.46
	A	Totals:	\$ 32,593.35	\$ 11.39	\$ 0.00	\$ 0.00	\$ 32,604.74
D	CLUBS AND ORGANIZATIONS						
	4040	Art	\$ 4,772.15	\$ 0.00	\$ 0.00	\$ 0.00	\$ 4,772.15
	4070	Birthday Book Club	\$ 3,288.39	\$ 0.00	\$ 0.00	\$ 0.00	\$ 3,288.39
	4140	Choir	\$ 303.50	\$ 0.00	\$ 0.00	\$ 0.00	\$ 303.50
	4270	Field Day	\$ 2,541.52	\$ 0.00	\$ 0.00	\$ 0.00	\$ 2,541.52
	4540	Other Clubs	\$ 1,395.21	\$ 0.00	\$ 0.00	\$ 0.00	\$ 1,395.21
	4580	Reading	\$ 50.65	\$ 0.00	\$ 0.00	\$ 0.00	\$ 50.65
	4710	Student Council	\$ 1,413.63	\$ 0.00	\$ 0.00	\$ 0.00	\$ 1,413.63
	D	Totals:	\$ 13,765.05	\$ 0.00	\$ 0.00	\$ 0.00	\$ 13,765.05
E	ADMINISTRATIVE CUSTODIAL						
	5040	Fundraising-General	\$ 1,593.46	\$ 0.00	\$ 0.00	\$ 0.00	\$ 1,593.46
	5060	Hospitality	\$ 1,771.77	\$ 0.00	\$ 0.00	\$ 0.00	\$ 1,771.77
	5065	Hospitality-VIP	-\$ 154.40	\$ 0.00	\$ 0.00	\$ 0.00	-\$ 154.40
	5080	Media	\$ 5,050.16	\$ 0.00	\$ 0.00	\$ 0.00	\$ 5,050.16
	5110	Other Student Activities	\$ 72.10	\$ 0.00	\$ 0.00	\$ 0.00	\$ 72.10
	E	Totals:	\$ 8,333.09	\$ 0.00	\$ 0.00	\$ 0.00	\$ 8,333.09
Q	STUDENT FEE FUND						
	7000	KG Field Trips	\$ 457.74	\$ 0.00	\$ 0.00	\$ 0.00	\$ 457.74
	7010	1st Grade Field Trips	\$ 283.34	\$ 0.00	\$ 0.00	\$ 0.00	\$ 283.34
	7020	2nd Grade Field Trips	\$ 104.27	\$ 0.00	\$ 0.00	\$ 0.00	\$ 104.27
	7030	3rd Grade Field Trips	\$ 531.94	\$ 0.00	\$ 0.00	\$ 0.00	\$ 531.94
	7040	4th Grade Field Trips	-\$ 295.12	\$ 0.00	\$ 0.00	\$ 0.00	-\$ 295.12
	7050	5th Grade Field Trips	-\$ 117.25	\$ 0.00	\$ 0.00	\$ 0.00	-\$ 117.25
	7900	Field Trips-Other	-\$ 2,567.62	\$ 0.00	\$ 0.00	\$ 0.00	-\$ 2,567.62
	Q	Totals:	-\$ 1,602.70	\$ 0.00	\$ 0.00	\$ 0.00	-\$ 1,602.70
	BlackElk	Totals:	\$ 53,088.79	\$ 11.39	\$ 0.00	\$ 0.00	\$ 53,100.18

## Current Cash Balance

Site ID	Site Name						Sorted by Site, Group, Activity. From 07/01/2011 to 07/31/2011.	
Group ID	Group Name		Beginning Cash	Receipts	Disbursements	Adjustments	Cash Balance	
	Activity ID	Activity Name						
Bryan	Bryan Elementary School							
A	ACTIVITY GENERAL							
	1010	General Admin	\$ 8,336.31	\$ 2.76	\$ 0.00	\$ 0.00	\$ 8,339.07	
	1030	Staff Vending	\$ 432.37	\$ 0.00	\$ 0.00	\$ 0.00	\$ 432.37	
		A Totals:	\$ 8,768.68	\$ 2.76	\$ 0.00	\$ 0.00	\$ 8,771.44	
D	CLUBS AND ORGANIZATIONS							
	4040	Art	-\$ 7.77	\$ 0.00	\$ 0.00	\$ 0.00	-\$ 7.77	
	4220	Drama Club	-\$ 151.31	\$ 0.00	\$ 0.00	\$ 0.00	-\$ 151.31	
	4710	Student Council	\$ 706.56	\$ 0.00	\$ 0.00	\$ 0.00	\$ 706.56	
		D Totals:	\$ 547.48	\$ 0.00	\$ 0.00	\$ 0.00	\$ 547.48	
E	ADMINISTRATIVE CUSTODIAL							
	5040	Fundraising-General	\$ 582.84	\$ 0.00	\$ 0.00	\$ 0.00	\$ 582.84	
	5060	Hospitality	\$ 0.00	\$ 0.00	\$ 0.00	\$ 0.00	\$ 0.00	
	5080	Media	\$ 3,703.80	\$ 0.00	\$ 0.00	\$ 0.00	\$ 3,703.80	
		E Totals:	\$ 4,286.64	\$ 0.00	\$ 0.00	\$ 0.00	\$ 4,286.64	
Q	STUDENT FEE FUND							
	7000	KG Field Trips	\$ 207.82	\$ 0.00	\$ 0.00	\$ 0.00	\$ 207.82	
	7010	1st Grade Field Trips	\$ 214.83	\$ 0.00	\$ 0.00	\$ 0.00	\$ 214.83	
	7020	2nd Grade Field Trips	-\$ 352.87	\$ 0.00	\$ 0.00	\$ 0.00	-\$ 352.87	
	7030	3rd Grade Field Trips	\$ 797.79	\$ 0.00	\$ 0.00	\$ 0.00	\$ 797.79	
	7040	4th Grade Field Trips	\$ 468.42	\$ 0.00	\$ 0.00	\$ 0.00	\$ 468.42	
	7050	5th Grade Field Trips	-\$ 901.45	\$ 0.00	\$ 0.00	\$ 0.00	-\$ 901.45	
	7900	Field Trips-Other	-\$ 1,015.34	\$ 0.00	\$ 0.00	\$ 0.00	-\$ 1,015.34	
		Q Totals:	-\$ 580.80	\$ 0.00	\$ 0.00	\$ 0.00	-\$ 580.80	
		Bryan Totals:	\$ 13,022.00	\$ 2.76	\$ 0.00	\$ 0.00	\$ 13,024.76	

## Current Cash Balance

Site ID	Site Name						Sorted by Site, Group, Activity. From 07/01/2011 to 07/31/2011.	
Group ID	Group Name		Beginning Cash	Receipts	Disbursements	Adjustments	Cash Balance	
Cather	Cather Elementary							
A	ACTIVITY GENERAL							
	1010 General Admin		\$ 11,580.64	\$ 4.87	\$ 85.80	\$ 0.00	\$ 11,499.71	
	1030 Staff Vending		-\$ 43.46	\$ 0.00	\$ 0.00	\$ 0.00	-\$ 43.46	
	A Totals:		\$ 11,537.18	\$ 4.87	\$ 85.80	\$ 0.00	\$ 11,456.25	
D	CLUBS AND ORGANIZATIONS							
	4040 Art		\$ 0.00	\$ 0.00	\$ 0.00	\$ 0.00	\$ 0.00	
	4090 Bowling Club		\$ 14.95	\$ 0.00	\$ 0.00	\$ 0.00	\$ 14.95	
	4540 Other Clubs		\$ 0.00	\$ 0.00	\$ 0.00	\$ 0.00	\$ 0.00	
	4610 SAFE/DARE/Drug Free		\$ 77.23	\$ 0.00	\$ 0.00	\$ 0.00	\$ 77.23	
	4710 Student Council		\$ 2,861.55	\$ 0.00	\$ 0.00	\$ 0.00	\$ 2,861.55	
	D Totals:		\$ 2,953.73	\$ 0.00	\$ 0.00	\$ 0.00	\$ 2,953.73	
E	ADMINISTRATIVE CUSTODIAL							
	5040 Fundraising-General		\$ 0.00	\$ 0.00	\$ 0.00	\$ 0.00	\$ 0.00	
	5060 Hospitality		\$ 0.00	\$ 0.00	\$ 0.00	\$ 0.00	\$ 0.00	
	5070 Library		\$ 5,184.59	\$ 0.00	\$ 352.55	\$ 0.00	\$ 4,832.04	
	5140 PayBac		\$ 3,152.33	\$ 0.00	\$ 0.00	\$ 0.00	\$ 3,152.33	
	E Totals:		\$ 8,336.92	\$ 0.00	\$ 352.55	\$ 0.00	\$ 7,984.37	
Q	STUDENT FEE FUND							
	7000 KG Field Trips		\$ 0.00	\$ 0.00	\$ 0.00	\$ 0.00	\$ 0.00	
	7010 1st Grade Field Trips		\$ 0.00	\$ 0.00	\$ 0.00	\$ 0.00	\$ 0.00	
	7020 2nd Grade Field Trips		\$ 0.00	\$ 0.00	\$ 0.00	\$ 0.00	\$ 0.00	
	7030 3rd Grade Field Trips		\$ 0.00	\$ 0.00	\$ 0.00	\$ 0.00	\$ 0.00	
	7040 4th Grade Field Trips		\$ 0.00	\$ 0.00	\$ 0.00	\$ 0.00	\$ 0.00	
	7050 5th Grade Field Trips		\$ 0.00	\$ 0.00	\$ 0.00	\$ 0.00	\$ 0.00	
	7900 Field Trips-Other		\$ 0.00	\$ 0.00	\$ 0.00	\$ 0.00	\$ 0.00	
	Q Totals:		\$ 0.00	\$ 0.00	\$ 0.00	\$ 0.00	\$ 0.00	
	Cather Totals:		\$ 22,827.83	\$ 4.87	\$ 438.35	\$ 0.00	\$ 22,394.35	

## Current Cash Balance

Site ID	Site Name	Sorted by Site, Group, Activity. From 07/01/2011 to 07/31/2011.				
Group ID	Group Name	Beginning Cash	Receipts	Disbursements	Adjustments	Cash Balance
Cody	Cody Elementary School					
A	ACTIVITY GENERAL					
1010	General Admin	\$ 2,908.02	\$ 1.73	\$ 0.00	\$ 0.00	\$ 2,909.75
1030	Staff Vending	\$ 245.52	\$ 0.00	\$ 0.00	\$ 0.00	\$ 245.52
1050	Projects/Support	\$ 28.60	\$ 0.00	\$ 0.00	\$ 0.00	\$ 28.60
	A Totals:	\$ 3,182.14	\$ 1.73	\$ 0.00	\$ 0.00	\$ 3,183.87
D	CLUBS AND ORGANIZATIONS					
4040	Art	\$ 0.00	\$ 0.00	\$ 0.00	\$ 0.00	\$ 0.00
4140	Choir	\$ 67.66	\$ 0.00	\$ 0.00	\$ 0.00	\$ 67.66
4540	Other Clubs	\$ 320.22	\$ 0.00	\$ 0.00	\$ 0.00	\$ 320.22
4710	Student Council	\$ 634.46	\$ 0.00	\$ 0.00	\$ 0.00	\$ 634.46
	D Totals:	\$ 1,022.34	\$ 0.00	\$ 0.00	\$ 0.00	\$ 1,022.34
E	ADMINISTRATIVE CUSTODIAL					
5040	Fundraising-General	\$ 0.00	\$ 0.00	\$ 0.00	\$ 0.00	\$ 0.00
5060	Hospitality	\$ 141.03	\$ 0.00	\$ 0.00	\$ 0.00	\$ 141.03
5080	Media	\$ 2,990.20	\$ 0.00	\$ 0.00	\$ 0.00	\$ 2,990.20
5110	Other Student Activities	\$ 493.00	\$ 0.00	\$ 0.00	\$ 0.00	\$ 493.00
5165	Logo Sales	\$ 569.26	\$ 0.00	\$ 0.00	\$ 0.00	\$ 569.26
5170	Student Notebooks	\$ 0.00	\$ 0.00	\$ 0.00	\$ 0.00	\$ 0.00
	E Totals:	\$ 4,193.49	\$ 0.00	\$ 0.00	\$ 0.00	\$ 4,193.49
Q	STUDENT FEE FUND					
7000	KG Field Trips	\$ 8.50	\$ 0.00	\$ 0.00	\$ 0.00	\$ 8.50
7010	1st Grade Field Trips	\$ 114.00	\$ 0.00	\$ 0.00	\$ 0.00	\$ 114.00
7020	2nd Grade Field Trips	\$ 7.25	\$ 0.00	\$ 0.00	\$ 0.00	\$ 7.25
7030	3rd Grade Field Trips	-\$ 8.50	\$ 0.00	\$ 0.00	\$ 0.00	-\$ 8.50
7040	4th Grade Field Trips	\$ 0.00	\$ 0.00	\$ 0.00	\$ 0.00	\$ 0.00
7050	5th Grade Field Trips	\$ 140.00	\$ 0.00	\$ 0.00	\$ 0.00	\$ 140.00
7900	Field Trips-Other	-\$ 788.98	\$ 0.00	\$ 0.00	\$ 0.00	-\$ 788.98
	Q Totals:	-\$ 527.73	\$ 0.00	\$ 0.00	\$ 0.00	-\$ 527.73
	Cody Totals:	\$ 7,870.24	\$ 1.73	\$ 0.00	\$ 0.00	\$ 7,871.97

## Current Cash Balance

Site ID	Site Name						
Group ID	Group Name						
Activity ID	Activity Name	Beginning Cash	Receipts	Disbursements	Adjustments	Cash Balance	
Cottonw	Cottonwood Elementary						
A	ACTIVITY GENERAL						
1010	General Admin	\$ 17,577.55	\$ 0.00	\$ 0.00	\$ 0.00	\$ 17,577.55	
1030	Staff Vending	-\$ 353.53	\$ 0.00	\$ 0.00	\$ 0.00	-\$ 353.53	
	A Totals:	\$ 17,224.02	\$ 0.00	\$ 0.00	\$ 0.00	\$ 17,224.02	
D	CLUBS AND ORGANIZATIONS						
4040	Art	\$ 0.00	\$ 0.00	\$ 0.00	\$ 0.00	\$ 0.00	
4580	Reading	\$ 0.00	\$ 0.00	\$ 0.00	\$ 0.00	\$ 0.00	
4610	SAFE/DARE/Drug Free	\$ 0.00	\$ 0.00	\$ 0.00	\$ 0.00	\$ 0.00	
4710	Student Council	\$ 1,788.12	\$ 0.00	\$ 0.00	\$ 0.00	\$ 1,788.12	
4750	Volunteer Club	\$ 0.00	\$ 0.00	\$ 0.00	\$ 0.00	\$ 0.00	
	D Totals:	\$ 1,788.12	\$ 0.00	\$ 0.00	\$ 0.00	\$ 1,788.12	
E	ADMINISTRATIVE CUSTODIAL						
5040	Fundraising-General	\$ 0.00	\$ 0.00	\$ 0.00	\$ 0.00	\$ 0.00	
5060	Hospitality	\$ 0.00	\$ 0.00	\$ 0.00	\$ 0.00	\$ 0.00	
5070	Library	-\$ 576.27	\$ 0.00	\$ 0.00	\$ 0.00	-\$ 576.27	
5180	Teacher Fund/Grants	\$ 191.00	\$ 0.00	\$ 0.00	\$ 0.00	\$ 191.00	
	E Totals:	-\$ 385.27	\$ 0.00	\$ 0.00	\$ 0.00	-\$ 385.27	
Q	STUDENT FEE FUND						
7000	KG Field Trips	\$ 0.00	\$ 0.00	\$ 0.00	\$ 0.00	\$ 0.00	
7010	1st Grade Field Trips	\$ 178.25	\$ 0.00	\$ 0.00	\$ 0.00	\$ 178.25	
7020	2nd Grade Field Trips	\$ 306.50	\$ 0.00	\$ 0.00	\$ 0.00	\$ 306.50	
7030	3rd Grade Field Trips	\$ 215.66	\$ 0.00	\$ 0.00	\$ 0.00	\$ 215.66	
7040	4th Grade Field Trips	\$ 198.75	\$ 0.00	\$ 0.00	\$ 0.00	\$ 198.75	
7050	5th Grade Field Trips	\$ 70.25	\$ 0.00	\$ 0.00	\$ 0.00	\$ 70.25	
7900	Field Trips-Other	-\$ 5,117.86	\$ 0.00	\$ 0.00	\$ 0.00	-\$ 5,117.86	
	Q Totals:	-\$ 4,148.45	\$ 0.00	\$ 0.00	\$ 0.00	-\$ 4,148.45	
	Cottonw Totals:	\$ 14,478.42	\$ 0.00	\$ 0.00	\$ 0.00	\$ 14,478.42	



## Current Cash Balance

Site ID	Site Name						
Group ID	Group Name		Beginning Cash	Receipts	Disbursements	Adjustments	Cash Balance
Disney	Disney Elementary						
A	ACTIVITY GENERAL						
1010	General Admin		\$ 5,591.18	\$ 1.94	\$ 0.00	\$ 0.00	\$ 5,593.12
1030	Staff Vending		\$ 645.68	\$ 0.00	\$ 0.00	\$ 0.00	\$ 645.68
	A	Totals:	\$ 6,236.86	\$ 1.94	\$ 0.00	\$ 0.00	\$ 6,238.80
D	CLUBS AND ORGANIZATIONS						
4040	Art		\$ 0.00	\$ 0.00	\$ 0.00	\$ 0.00	\$ 0.00
4710	Student Council		\$ 734.46	\$ 0.00	\$ 0.00	\$ 0.00	\$ 734.46
	D	Totals:	\$ 734.46	\$ 0.00	\$ 0.00	\$ 0.00	\$ 734.46
E	ADMINISTRATIVE CUSTODIAL						
5040	Fundraising-General		\$ 0.00	\$ 0.00	\$ 0.00	\$ 0.00	\$ 0.00
5060	Hospitality		\$ 0.00	\$ 0.00	\$ 0.00	\$ 0.00	\$ 0.00
5070	Library		\$ 1,396.60	\$ 0.00	\$ 0.00	\$ 0.00	\$ 1,396.60
5120	P.E.		\$ 640.27	\$ 0.00	\$ 0.00	\$ 0.00	\$ 640.27
	E	Totals:	\$ 2,036.87	\$ 0.00	\$ 0.00	\$ 0.00	\$ 2,036.87
Q	STUDENT FEE FUND						
7000	KG Field Trips		\$ 531.75	\$ 0.00	\$ 0.00	\$ 0.00	\$ 531.75
7010	1st Grade Field Trips		\$ 146.50	\$ 0.00	\$ 0.00	\$ 0.00	\$ 146.50
7020	2nd Grade Field Trips		-\$ 15.75	\$ 0.00	\$ 0.00	\$ 0.00	-\$ 15.75
7030	3rd Grade Field Trips		-\$ 2.75	\$ 0.00	\$ 0.00	\$ 0.00	-\$ 2.75
7040	4th Grade Field Trips		\$ 6.40	\$ 0.00	\$ 0.00	\$ 0.00	\$ 6.40
7050	5th Grade Field Trips		\$ 2.50	\$ 0.00	\$ 0.00	\$ 0.00	\$ 2.50
7090	ACP (SpEd) Trips		\$ 0.00	\$ 0.00	\$ 0.00	\$ 0.00	\$ 0.00
7900	Field Trips-Other		-\$ 662.88	\$ 0.00	\$ 0.00	\$ 0.00	-\$ 662.88
	Q	Totals:	\$ 5.77	\$ 0.00	\$ 0.00	\$ 0.00	\$ 5.77
	Disney	Totals:	\$ 9,013.96	\$ 1.94	\$ 0.00	\$ 0.00	\$ 9,015.90

## Current Cash Balance

Site ID	Site Name						Sorted by Site, Group, Activity. From 07/01/2011 to 07/31/2011.
Group ID	Group Name						
	Activity ID	Activity Name	Beginning Cash	Receipts	Disbursements	Adjustments	Cash Balance
Ezra	Ezra Elementary						
A	ACTIVITY GENERAL						
	1010	General Admin	\$ 8,784.59	\$ 2.38	\$ 0.00	\$ 0.00	\$ 8,786.97
	1030	Staff Vending	-\$ 284.27	\$ 0.00	\$ 0.00	\$ 0.00	-\$ 284.27
		A Totals:	\$ 8,500.32	\$ 2.38	\$ 0.00	\$ 0.00	\$ 8,502.70
D	CLUBS AND ORGANIZATIONS						
	4010	40 Assets	\$ 0.00	\$ 0.00	\$ 0.00	\$ 0.00	\$ 0.00
	4040	Art	\$ 0.00	\$ 0.00	\$ 0.00	\$ 0.00	\$ 0.00
	4090	Bowling Club	\$ 1,031.50	\$ 0.00	\$ 0.00	\$ 0.00	\$ 1,031.50
	4500	Music	\$ 0.00	\$ 0.00	\$ 0.00	\$ 0.00	\$ 0.00
		D Totals:	\$ 1,031.50	\$ 0.00	\$ 0.00	\$ 0.00	\$ 1,031.50
E	ADMINISTRATIVE CUSTODIAL						
	5040	Fundraising-General	-\$ 1,547.05	\$ 0.00	\$ 0.00	\$ 0.00	-\$ 1,547.05
	5060	Hospitality	\$ 91.18	\$ 0.00	\$ 0.00	\$ 0.00	\$ 91.18
	5070	Library	\$ 1,202.88	\$ 0.00	\$ 0.00	\$ 0.00	\$ 1,202.88
	5110	Other Student Activities	\$ 0.00	\$ 0.00	\$ 0.00	\$ 0.00	\$ 0.00
	5165	Logo Sales	\$ 1,407.00	\$ 0.00	\$ 0.00	\$ 0.00	\$ 1,407.00
	5170	Student Notebooks	\$ 774.00	\$ 0.00	\$ 0.00	\$ 0.00	\$ 774.00
		E Totals:	\$ 1,928.01	\$ 0.00	\$ 0.00	\$ 0.00	\$ 1,928.01
Q	STUDENT FEE FUND						
	7000	KG Field Trips	\$ 1,659.25	\$ 0.00	\$ 0.00	\$ 0.00	\$ 1,659.25
	7010	1st Grade Field Trips	\$ 1,365.00	\$ 0.00	\$ 0.00	\$ 0.00	\$ 1,365.00
	7020	2nd Grade Field Trips	\$ 1,200.75	\$ 0.00	\$ 0.00	\$ 0.00	\$ 1,200.75
	7030	3rd Grade Field Trips	\$ 1,455.50	\$ 0.00	\$ 0.00	\$ 0.00	\$ 1,455.50
	7040	4th Grade Field Trips	\$ 1,641.60	\$ 0.00	\$ 0.00	\$ 0.00	\$ 1,641.60
	7050	5th Grade Field Trips	\$ 2,344.24	\$ 0.00	\$ 0.00	\$ 0.00	\$ 2,344.24
	7090	ACP (SpEd) Trips	\$ 0.00	\$ 0.00	\$ 0.00	\$ 0.00	\$ 0.00
	7900	Field Trips-Other	-\$ 9,915.85	\$ 0.00	\$ 0.00	\$ 0.00	-\$ 9,915.85
		Q Totals:	-\$ 249.51	\$ 0.00	\$ 0.00	\$ 0.00	-\$ 249.51
		Ezra Totals:	\$ 11,210.32	\$ 2.38	\$ 0.00	\$ 0.00	\$ 11,212.70

## Current Cash Balance

Site ID	Site Name						
Group ID	Group Name		Beginning Cash	Receipts	Disbursements	Adjustments	Cash Balance
Sorted by Site, Group, Activity. From 07/01/2011 to 07/31/2011.							
	Activity ID	Activity Name					
<b>HarveyO Harvey Oaks Elementary</b>							
A	ACTIVITY GENERAL						
	1010	General Admin	\$ 7,364.29	\$ 0.00	\$ 0.00	\$ 0.00	\$ 7,364.29
	1030	Staff Vending	\$ 29.18	\$ 0.00	\$ 0.00	\$ 0.00	\$ 29.18
		A Totals:	\$ 7,393.47	\$ 0.00	\$ 0.00	\$ 0.00	\$ 7,393.47
D	CLUBS AND ORGANIZATIONS						
	4040	Art	\$ 0.00	\$ 0.00	\$ 0.00	\$ 0.00	\$ 0.00
	4140	Choir	\$ 0.00	\$ 0.00	\$ 0.00	\$ 0.00	\$ 0.00
	4620	Safety Patrol	\$ 0.00	\$ 0.00	\$ 0.00	\$ 0.00	\$ 0.00
	4710	Student Council	\$ 341.09	\$ 0.00	\$ 0.00	\$ 0.00	\$ 341.09
		D Totals:	\$ 341.09	\$ 0.00	\$ 0.00	\$ 0.00	\$ 341.09
E	ADMINISTRATIVE CUSTODIAL						
	5040	Fundraising-General	-\$ 1,381.76	\$ 0.00	\$ 0.00	\$ 0.00	-\$ 1,381.76
	5050	HAL	\$ 0.00	\$ 0.00	\$ 0.00	\$ 0.00	\$ 0.00
	5060	Hospitality	\$ 0.00	\$ 0.00	\$ 0.00	\$ 0.00	\$ 0.00
	5070	Library	\$ 252.87	\$ 0.00	\$ 0.00	\$ 0.00	\$ 252.87
	5180	Teacher Fund/Grants	\$ 0.00	\$ 0.00	\$ 0.00	\$ 0.00	\$ 0.00
		E Totals:	-\$ 1,128.89	\$ 0.00	\$ 0.00	\$ 0.00	-\$ 1,128.89
Q	STUDENT FEE FUND						
	7000	KG Field Trips	\$ 261.30	\$ 0.00	\$ 0.00	\$ 0.00	\$ 261.30
	7010	1st Grade Field Trips	-\$ 118.05	\$ 0.00	\$ 0.00	\$ 0.00	-\$ 118.05
	7020	2nd Grade Field Trips	\$ 238.35	\$ 0.00	\$ 0.00	\$ 0.00	\$ 238.35
	7030	3rd Grade Field Trips	-\$ 41.03	\$ 0.00	\$ 0.00	\$ 0.00	-\$ 41.03
	7040	4th Grade Field Trips	-\$ 181.66	\$ 0.00	\$ 0.00	\$ 0.00	-\$ 181.66
	7050	5th Grade Field Trips	\$ 117.46	\$ 0.00	\$ 0.00	\$ 0.00	\$ 117.46
	7900	Field Trips-Other	-\$ 364.81	\$ 0.00	\$ 0.00	\$ 0.00	-\$ 364.81
		Q Totals:	-\$ 88.44	\$ 0.00	\$ 0.00	\$ 0.00	-\$ 88.44
		HarveyO Totals:	\$ 6,517.23	\$ 0.00	\$ 0.00	\$ 0.00	\$ 6,517.23

## Current Cash Balance

Site ID	Site Name						
Group ID	Group Name						
Activity ID	Activity Name	Beginning Cash	Receipts	Disbursements	Adjustments	Cash Balance	
Hitchco	Hitchcock Elementary						
A	ACTIVITY GENERAL						
1010	General Admin	\$ 16,172.63	\$ 5.17	\$ 0.00	\$ 0.00	\$ 16,177.80	
1030	Staff Vending	\$ 766.47	\$ 0.00	\$ 0.00	\$ 0.00	\$ 766.47	
	A Totals:	\$ 16,939.10	\$ 5.17	\$ 0.00	\$ 0.00	\$ 16,944.27	
D	CLUBS AND ORGANIZATIONS						
4040	Art	\$ 3,786.01	\$ 0.00	\$ 0.00	\$ 0.00	\$ 3,786.01	
4540	Other Clubs	\$ 0.00	\$ 0.00	\$ 0.00	\$ 0.00	\$ 0.00	
4580	Reading	\$ 1,812.00	\$ 0.00	\$ 0.00	\$ 0.00	\$ 1,812.00	
4710	Student Council	\$ 438.89	\$ 0.00	\$ 0.00	\$ 0.00	\$ 438.89	
	D Totals:	\$ 6,036.90	\$ 0.00	\$ 0.00	\$ 0.00	\$ 6,036.90	
E	ADMINISTRATIVE CUSTODIAL						
5040	Fundraising-General	\$ 1,243.00	\$ 0.00	\$ 0.00	\$ 0.00	\$ 1,243.00	
5060	Hospitality	\$ 32.50	\$ 0.00	\$ 0.00	\$ 0.00	\$ 32.50	
5070	Library	\$ 90.24	\$ 0.00	\$ 0.00	\$ 0.00	\$ 90.24	
5165	Logo Sales	\$ 74.62	\$ 0.00	\$ 0.00	\$ 0.00	\$ 74.62	
	E Totals:	\$ 1,440.36	\$ 0.00	\$ 0.00	\$ 0.00	\$ 1,440.36	
Q	STUDENT FEE FUND						
7000	KG Field Trips	-\$ 5.68	\$ 0.00	\$ 0.00	\$ 0.00	-\$ 5.68	
7010	1st Grade Field Trips	\$ 163.56	\$ 0.00	\$ 0.00	\$ 0.00	\$ 163.56	
7020	2nd Grade Field Trips	\$ 213.94	\$ 0.00	\$ 0.00	\$ 0.00	\$ 213.94	
7030	3rd Grade Field Trips	\$ 5.46	\$ 0.00	\$ 0.00	\$ 0.00	\$ 5.46	
7040	4th Grade Field Trips	-\$ 28.38	\$ 0.00	\$ 0.00	\$ 0.00	-\$ 28.38	
7050	5th Grade Field Trips	-\$ 80.04	\$ 0.00	\$ 0.00	\$ 0.00	-\$ 80.04	
7090	ACP (SpEd) Trips	\$ 0.00	\$ 0.00	\$ 0.00	\$ 0.00	\$ 0.00	
7140	Mini-Classes	\$ 0.00	\$ 0.00	\$ 0.00	\$ 0.00	\$ 0.00	
7900	Field Trips-Other	-\$ 414.09	\$ 0.00	\$ 0.00	\$ 0.00	-\$ 414.09	
	Q Totals:	-\$ 145.23	\$ 0.00	\$ 0.00	\$ 0.00	-\$ 145.23	
	Hitchcoc Totals:	\$ 24,271.13	\$ 5.17	\$ 0.00	\$ 0.00	\$ 24,276.30	

## Current Cash Balance

Site ID	Site Name						
Group ID	Group Name		Beginning Cash	Receipts	Disbursements	Adjustments	Cash Balance
Sorted by Site, Group, Activity. From 07/01/2011 to 07/31/2011.							
HollingH	Holling Heights						
A	ACTIVITY GENERAL						
1010	General Admin		\$ 13,848.85	\$ 4.93	\$ 0.00	\$ 0.00	\$ 13,853.78
1030	Staff Vending		\$ 1,196.38	\$ 0.00	\$ 0.00	\$ 0.00	\$ 1,196.38
	A	Totals:	\$ 15,045.23	\$ 4.93	\$ 0.00	\$ 0.00	\$ 15,050.16
D	CLUBS AND ORGANIZATIONS						
4710	Student Council		\$ 2,594.51	\$ 0.00	\$ 0.00	\$ 0.00	\$ 2,594.51
	D	Totals:	\$ 2,594.51	\$ 0.00	\$ 0.00	\$ 0.00	\$ 2,594.51
E	ADMINISTRATIVE CUSTODIAL						
5040	Fundraising-General		\$ 0.00	\$ 0.00	\$ 0.00	\$ 0.00	\$ 0.00
5070	Library		\$ 4,303.26	\$ 0.00	\$ 0.00	\$ 0.00	\$ 4,303.26
5140	PayBac		\$ 446.42	\$ 0.00	\$ 0.00	\$ 0.00	\$ 446.42
5180	Teacher Fund/Grants		\$ 0.00	\$ 0.00	\$ 0.00	\$ 0.00	\$ 0.00
	E	Totals:	\$ 4,749.68	\$ 0.00	\$ 0.00	\$ 0.00	\$ 4,749.68
Q	STUDENT FEE FUND						
7000	KG Field Trips		\$ 79.36	\$ 0.00	\$ 0.00	\$ 0.00	\$ 79.36
7010	1st Grade Field Trips		\$ 338.44	\$ 0.00	\$ 0.00	\$ 0.00	\$ 338.44
7020	2nd Grade Field Trips		-\$ 13.14	\$ 0.00	\$ 0.00	\$ 0.00	-\$ 13.14
7030	3rd Grade Field Trips		\$ 84.92	\$ 0.00	\$ 0.00	\$ 0.00	\$ 84.92
7040	4th Grade Field Trips		\$ 279.74	\$ 0.00	\$ 0.00	\$ 0.00	\$ 279.74
7050	5th Grade Field Trips		-\$ 52.30	\$ 0.00	\$ 0.00	\$ 0.00	-\$ 52.30
7900	Field Trips-Other		\$ 77.94	\$ 0.00	\$ 0.00	\$ 0.00	\$ 77.94
	Q	Totals:	\$ 794.96	\$ 0.00	\$ 0.00	\$ 0.00	\$ 794.96
	HollingHt	Totals:	\$ 23,184.38	\$ 4.93	\$ 0.00	\$ 0.00	\$ 23,189.31

## Current Cash Balance

Site ID	Site Name						
Group ID	Group Name		Beginning Cash	Receipts	Disbursements	Adjustments	Cash Balance
Activity ID	Activity Name						
Montclair Montclair Elementary							
A	ACTIVITY GENERAL						
1010	General Admin		\$ 12,242.50	\$ 4.29	\$ 516.25	\$ 0.00	\$ 11,730.54
1030	Staff Vending		\$ 315.90	\$ 0.00	\$ 0.00	\$ 0.00	\$ 315.90
	A Totals:		\$ 12,558.40	\$ 4.29	\$ 516.25	\$ 0.00	\$ 12,046.44
D	CLUBS AND ORGANIZATIONS						
4040	Art		\$ 1,572.52	\$ 0.00	\$ 0.00	\$ 0.00	\$ 1,572.52
4440	Leadership Club		\$ 0.00	\$ 0.00	\$ 0.00	\$ 0.00	\$ 0.00
4570	Play Production		\$ 2,442.21	\$ 0.00	\$ 0.00	\$ 0.00	\$ 2,442.21
4610	SAFE/DARE/Drug Free		\$ 1.84	\$ 0.00	\$ 0.00	\$ 0.00	\$ 1.84
4710	Student Council		\$ 641.44	\$ 0.00	\$ 0.00	\$ 0.00	\$ 641.44
4720	Show Choir		\$ 0.00	\$ 0.00	\$ 0.00	\$ 0.00	\$ 0.00
	D Totals:		\$ 4,658.01	\$ 0.00	\$ 0.00	\$ 0.00	\$ 4,658.01
E	ADMINISTRATIVE CUSTODIAL						
5040	Fundraising-General		\$ 0.00	\$ 0.00	\$ 0.00	\$ 0.00	\$ 0.00
5060	Hospitality		\$ 4.82	\$ 0.00	\$ 0.00	\$ 0.00	\$ 4.82
5070	Library		\$ 1,396.37	\$ 0.00	\$ 0.00	\$ 0.00	\$ 1,396.37
5120	P.E.		\$ 154.75	\$ 0.00	\$ 0.00	\$ 0.00	\$ 154.75
	E Totals:		\$ 1,555.94	\$ 0.00	\$ 0.00	\$ 0.00	\$ 1,555.94
Q	STUDENT FEE FUND						
7000	KG Field Trips		-\$ 21.12	\$ 0.00	\$ 0.00	\$ 0.00	-\$ 21.12
7010	1st Grade Field Trips		\$ 306.85	\$ 0.00	\$ 0.00	\$ 0.00	\$ 306.85
7020	2nd Grade Field Trips		\$ 599.20	\$ 0.00	\$ 0.00	\$ 0.00	\$ 599.20
7030	3rd Grade Field Trips		\$ 112.30	\$ 0.00	\$ 0.00	\$ 0.00	\$ 112.30
7040	4th Grade Field Trips		\$ 238.83	\$ 0.00	\$ 0.00	\$ 0.00	\$ 238.83
7050	5th Grade Field Trips		\$ 573.00	\$ 0.00	\$ 0.00	\$ 0.00	\$ 573.00
7110	Montessori PreK		\$ 3,528.09	\$ 0.00	\$ 0.00	\$ 0.00	\$ 3,528.09
7120	Montessori 1-3		\$ 919.37	\$ 0.00	\$ 0.00	\$ 0.00	\$ 919.37
7130	Montessori 4th & 5th		\$ 2,065.54	\$ 0.00	\$ 0.00	\$ 0.00	\$ 2,065.54
7140	Mini-Classes		\$ 1,558.43	\$ 0.00	\$ 0.00	\$ 0.00	\$ 1,558.43
7150	Jumpstart		\$ 0.00	\$ 0.00	\$ 0.00	\$ 0.00	\$ 0.00
7900	Field Trips-Other		-\$ 8,548.25	\$ 0.00	\$ 0.00	\$ 0.00	-\$ 8,548.25
	Q Totals:		\$ 1,332.24	\$ 0.00	\$ 0.00	\$ 0.00	\$ 1,332.24
	Montclair Totals:		\$ 20,104.59	\$ 4.29	\$ 516.25	\$ 0.00	\$ 19,592.63

## Current Cash Balance

Site ID	Site Name						Sorted by Site, Group, Activity. From 07/01/2011 to 07/31/2011.	
Group ID	Group Name		Beginning Cash	Receipts	Disbursements	Adjustments	Cash Balance	
Morton	Morton Elementary							
A	ACTIVITY GENERAL							
	1010	General Admin	\$ 9,343.91	\$ 3.50	\$ 0.00	\$ 0.00	\$ 9,347.41	
	1030	Staff Vending	\$ 159.26	\$ 0.00	\$ 0.00	\$ 0.00	\$ 159.26	
		A Totals:	\$ 9,503.17	\$ 3.50	\$ 0.00	\$ 0.00	\$ 9,506.67	
D	CLUBS AND ORGANIZATIONS							
	4580	Reading	\$ 78.12	\$ 0.00	\$ 0.00	\$ 0.00	\$ 78.12	
	4610	SAFE/DARE/Drug Free	\$ 13.55	\$ 0.00	\$ 0.00	\$ 0.00	\$ 13.55	
	4620	Safety Patrol	\$ 0.00	\$ 0.00	\$ 0.00	\$ 0.00	\$ 0.00	
	4710	Student Council	-\$ 253.55	\$ 0.00	\$ 0.00	\$ 0.00	-\$ 253.55	
		D Totals:	-\$ 161.88	\$ 0.00	\$ 0.00	\$ 0.00	-\$ 161.88	
E	ADMINISTRATIVE CUSTODIAL							
	5040	Fundraising-General	\$ 1,326.76	\$ 0.00	\$ 0.00	\$ 0.00	\$ 1,326.76	
	5060	Hospitality	\$ 758.10	\$ 0.00	\$ 0.00	\$ 0.00	\$ 758.10	
	5070	Library	\$ 3,324.59	\$ 0.00	\$ 0.00	\$ 0.00	\$ 3,324.59	
	5140	PayBac	\$ 2,236.91	\$ 0.00	\$ 0.00	\$ 0.00	\$ 2,236.91	
		E Totals:	\$ 7,646.36	\$ 0.00	\$ 0.00	\$ 0.00	\$ 7,646.36	
Q	STUDENT FEE FUND							
	7000	KG Field Trips	\$ 600.16	\$ 0.00	\$ 0.00	\$ 0.00	\$ 600.16	
	7010	1st Grade Field Trips	\$ 400.00	\$ 0.00	\$ 0.00	\$ 0.00	\$ 400.00	
	7020	2nd Grade Field Trips	\$ 516.68	\$ 0.00	\$ 0.00	\$ 0.00	\$ 516.68	
	7030	3rd Grade Field Trips	-\$ 210.14	\$ 0.00	\$ 0.00	\$ 0.00	-\$ 210.14	
	7040	4th Grade Field Trips	\$ 63.56	\$ 0.00	\$ 0.00	\$ 0.00	\$ 63.56	
	7050	5th Grade Field Trips	\$ 405.61	\$ 0.00	\$ 0.00	\$ 0.00	\$ 405.61	
	7900	Field Trips-Other	-\$ 2,625.14	\$ 0.00	\$ 0.00	\$ 0.00	-\$ 2,625.14	
		Q Totals:	-\$ 849.27	\$ 0.00	\$ 0.00	\$ 0.00	-\$ 849.27	
		Morton Totals:	\$ 16,138.38	\$ 3.50	\$ 0.00	\$ 0.00	\$ 16,141.88	

## Current Cash Balance

Site ID	Site Name						
Group ID	Group Name						
Activity ID	Activity Name	Beginning Cash	Receipts	Disbursements	Adjustments	Cash Balance	
Sorted by Site, Group, Activity. From 07/01/2011 to 07/31/2011.							
<b>Neihardt Neihardt Elementary</b>							
<b>A</b>	<b>ACTIVITY GENERAL</b>						
1010	General Admin	\$ 16,041.07	\$ 4.54	\$ 0.00	\$ 0.00	\$ 16,045.61	
1030	Staff Vending	\$ 1,141.20	\$ 0.00	\$ 0.00	\$ 0.00	\$ 1,141.20	
	<b>A Totals:</b>	<b>\$ 17,182.27</b>	<b>\$ 4.54</b>	<b>\$ 0.00</b>	<b>\$ 0.00</b>	<b>\$ 17,186.81</b>	
<b>D</b>	<b>CLUBS AND ORGANIZATIONS</b>						
4040	Art	-\$ 987.75	\$ 0.00	\$ 0.00	\$ 0.00	-\$ 987.75	
4140	Choir	\$ 332.40	\$ 0.00	\$ 0.00	\$ 0.00	\$ 332.40	
4620	Safety Patrol	\$ 0.00	\$ 0.00	\$ 0.00	\$ 0.00	\$ 0.00	
4710	Student Council	\$ 1,045.19	\$ 0.00	\$ 0.00	\$ 0.00	\$ 1,045.19	
4770	Yearbook	\$ 78.75	\$ 0.00	\$ 0.00	\$ 0.00	\$ 78.75	
	<b>D Totals:</b>	<b>\$ 468.59</b>	<b>\$ 0.00</b>	<b>\$ 0.00</b>	<b>\$ 0.00</b>	<b>\$ 468.59</b>	
<b>E</b>	<b>ADMINISTRATIVE CUSTODIAL</b>						
5040	Fundraising-General	\$ 2,639.84	\$ 0.00	\$ 0.00	\$ 0.00	\$ 2,639.84	
5070	Library	\$ 1,603.70	\$ 0.00	\$ 0.00	\$ 0.00	\$ 1,603.70	
5110	Other Student Activities	-\$ 408.00	\$ 0.00	\$ 0.00	\$ 0.00	-\$ 408.00	
5140	PayBac	\$ 0.00	\$ 0.00	\$ 0.00	\$ 0.00	\$ 0.00	
	<b>E Totals:</b>	<b>\$ 3,835.54</b>	<b>\$ 0.00</b>	<b>\$ 0.00</b>	<b>\$ 0.00</b>	<b>\$ 3,835.54</b>	
<b>Q</b>	<b>STUDENT FEE FUND</b>						
7000	KG Field Trips	\$ 846.37	\$ 0.00	\$ 0.00	\$ 0.00	\$ 846.37	
7010	1st Grade Field Trips	\$ 781.35	\$ 0.00	\$ 0.00	\$ 0.00	\$ 781.35	
7020	2nd Grade Field Trips	\$ 741.58	\$ 0.00	\$ 0.00	\$ 0.00	\$ 741.58	
7030	3rd Grade Field Trips	\$ 392.62	\$ 0.00	\$ 0.00	\$ 0.00	\$ 392.62	
7040	4th Grade Field Trips	\$ 1,011.62	\$ 0.00	\$ 0.00	\$ 0.00	\$ 1,011.62	
7050	5th Grade Field Trips	\$ 518.65	\$ 0.00	\$ 0.00	\$ 0.00	\$ 518.65	
7900	Field Trips-Other	-\$ 4,441.96	\$ 0.00	\$ 0.00	\$ 0.00	-\$ 4,441.96	
	<b>Q Totals:</b>	<b>-\$ 149.77</b>	<b>\$ 0.00</b>	<b>\$ 0.00</b>	<b>\$ 0.00</b>	<b>-\$ 149.77</b>	
	<b>Neihardt Totals:</b>	<b>\$ 21,336.63</b>	<b>\$ 4.54</b>	<b>\$ 0.00</b>	<b>\$ 0.00</b>	<b>\$ 21,341.17</b>	



## Current Cash Balance

Site ID	Site Name						Sorted by Site, Group, Activity. From 07/01/2011 to 07/31/2011.	
Group ID	Group Name						Adjustments	Cash Balance
	Activity ID	Activity Name	Beginning Cash	Receipts	Disbursements			
Norris	Norris Elementary School							
A	ACTIVITY GENERAL							
	1010	General Admin	\$ 12,077.37	\$ 5.13	\$ 0.00	\$ 0.00	\$ 12,082.50	
	1030	Staff Vending	\$ 306.95	\$ 0.00	\$ 0.00	\$ 0.00	\$ 306.95	
	1050	Projects/Support	\$ 3,689.35	\$ 0.00	\$ 0.00	\$ 0.00	\$ 3,689.35	
		A Totals:	\$ 16,073.67	\$ 5.13	\$ 0.00	\$ 0.00	\$ 16,078.80	
D	CLUBS AND ORGANIZATIONS							
	4010	40 Assets	\$ 204.66	\$ 0.00	\$ 0.00	\$ 0.00	\$ 204.66	
	4040	Art	\$ 1,202.65	\$ 0.00	\$ 0.00	\$ 0.00	\$ 1,202.65	
	4500	Music	\$ 0.00	\$ 0.00	\$ 0.00	\$ 0.00	\$ 0.00	
	4580	Reading	\$ 521.24	\$ 0.00	\$ 0.00	\$ 0.00	\$ 521.24	
	4620	Safety Patrol	\$ 0.00	\$ 0.00	\$ 0.00	\$ 0.00	\$ 0.00	
	4710	Student Council	\$ 1,461.66	\$ 0.00	\$ 0.00	\$ 0.00	\$ 1,461.66	
		D Totals:	\$ 3,390.21	\$ 0.00	\$ 0.00	\$ 0.00	\$ 3,390.21	
E	ADMINISTRATIVE CUSTODIAL							
	5040	Fundraising-General	\$ 0.00	\$ 0.00	\$ 0.00	\$ 0.00	\$ 0.00	
	5060	Hospitality	\$ 0.00	\$ 0.00	\$ 0.00	\$ 0.00	\$ 0.00	
	5080	Media	\$ 2,414.70	\$ 0.00	\$ 0.00	\$ 0.00	\$ 2,414.70	
	5090	Montessori	\$ 1,033.67	\$ 0.00	\$ 0.00	\$ 0.00	\$ 1,033.67	
	5140	PayBac	\$ 1,035.70	\$ 0.00	\$ 0.00	\$ 0.00	\$ 1,035.70	
	5180	Teacher Fund/Grants	\$ 31.75	\$ 0.00	\$ 0.00	\$ 0.00	\$ 31.75	
		E Totals:	\$ 4,515.82	\$ 0.00	\$ 0.00	\$ 0.00	\$ 4,515.82	
Q	STUDENT FEE FUND							
	7000	KG Field Trips	\$ 416.76	\$ 0.00	\$ 0.00	\$ 0.00	\$ 416.76	
	7010	1st Grade Field Trips	\$ 47.51	\$ 0.00	\$ 0.00	\$ 0.00	\$ 47.51	
	7020	2nd Grade Field Trips	\$ 204.38	\$ 0.00	\$ 0.00	\$ 0.00	\$ 204.38	
	7030	3rd Grade Field Trips	\$ 353.21	\$ 0.00	\$ 0.00	\$ 0.00	\$ 353.21	
	7040	4th Grade Field Trips	\$ 207.45	\$ 0.00	\$ 0.00	\$ 0.00	\$ 207.45	
	7050	5th Grade Field Trips	\$ 822.00	\$ 0.00	\$ 0.00	\$ 0.00	\$ 822.00	
	7090	ACP (SpEd) Trips	\$ 0.00	\$ 0.00	\$ 0.00	\$ 0.00	\$ 0.00	
	7110	Montessori PreK	\$ 769.76	\$ 0.00	\$ 0.00	\$ 0.00	\$ 769.76	
	7120	Montessori 1-3	\$ 779.72	\$ 0.00	\$ 0.00	\$ 0.00	\$ 779.72	
	7130	Montessori 4th & 5th	\$ 255.20	\$ 0.00	\$ 0.00	\$ 0.00	\$ 255.20	
	7150	Jumpstart	\$ 0.00	\$ 0.00	\$ 0.00	\$ 0.00	\$ 0.00	
	7900	Field Trips-Other	-\$ 4,562.92	\$ 0.00	\$ 0.00	\$ 0.00	-\$ 4,562.92	
		Q Totals:	-\$ 706.93	\$ 0.00	\$ 0.00	\$ 0.00	-\$ 706.93	
		Norris Totals:	\$ 23,272.77	\$ 5.13	\$ 0.00	\$ 0.00	\$ 23,277.90	

## Current Cash Balance

Site ID	Site Name						Sorted by Site, Group, Activity. From 07/01/2011 to 07/31/2011.
Group ID	Group Name						
	Activity ID	Activity Name	Beginning Cash	Receipts	Disbursements	Adjustments	Cash Balance
Reagan	Reagan Elementary						
A	ACTIVITY GENERAL						
	1010	General Admin	\$ 27,955.53	\$ 11.21	\$ 0.00	\$ 0.00	\$ 27,966.74
	1030	Staff Vending	\$ 1,627.80	\$ 0.00	\$ 0.00	\$ 0.00	\$ 1,627.80
	A	Totals:	\$ 29,583.33	\$ 11.21	\$ 0.00	\$ 0.00	\$ 29,594.54
D	CLUBS AND ORGANIZATIONS						
	4540	Other Clubs	\$ 0.00	\$ 0.00	\$ 0.00	\$ 0.00	\$ 0.00
	4710	Student Council	\$ 986.36	\$ 0.00	\$ 0.00	\$ 0.00	\$ 986.36
	D	Totals:	\$ 986.36	\$ 0.00	\$ 0.00	\$ 0.00	\$ 986.36
E	ADMINISTRATIVE CUSTODIAL						
	5040	Fundraising-General	\$ 18,080.10	\$ 0.00	\$ 0.00	\$ 0.00	\$ 18,080.10
	5060	Hospitality	\$ 0.00	\$ 0.00	\$ 0.00	\$ 0.00	\$ 0.00
	5070	Library	\$ 3,942.87	\$ 0.00	\$ 0.00	\$ 0.00	\$ 3,942.87
	5140	PayBac	\$ 0.00	\$ 0.00	\$ 0.00	\$ 0.00	\$ 0.00
	E	Totals:	\$ 22,022.97	\$ 0.00	\$ 0.00	\$ 0.00	\$ 22,022.97
Q	STUDENT FEE FUND						
	7000	KG Field Trips	\$ 1,657.47	\$ 0.00	\$ 0.00	\$ 0.00	\$ 1,657.47
	7010	1st Grade Field Trips	\$ 1,049.79	\$ 0.00	\$ 0.00	\$ 0.00	\$ 1,049.79
	7020	2nd Grade Field Trips	\$ 3,045.19	\$ 0.00	\$ 0.00	\$ 0.00	\$ 3,045.19
	7030	3rd Grade Field Trips	\$ 1,223.74	\$ 0.00	\$ 0.00	\$ 0.00	\$ 1,223.74
	7040	4th Grade Field Trips	\$ 629.81	\$ 0.00	\$ 0.00	\$ 0.00	\$ 629.81
	7050	5th Grade Field Trips	\$ 1,506.28	\$ 0.00	\$ 0.00	\$ 0.00	\$ 1,506.28
	7900	Field Trips-Other	-\$ 9,074.10	\$ 0.00	\$ 0.00	\$ 0.00	-\$ 9,074.10
	Q	Totals:	\$ 38.18	\$ 0.00	\$ 0.00	\$ 0.00	\$ 38.18
	Reagan	Totals:	\$ 52,630.84	\$ 11.21	\$ 0.00	\$ 0.00	\$ 52,642.05

## Current Cash Balance

Site ID	Site Name						Sorted by Site, Group, Activity. From 07/01/2011 to 07/31/2011.
Group ID	Group Name						
	Activity ID	Activity Name	Beginning Cash	Receipts	Disbursements	Adjustments	Cash Balance
Reeder	Reeder Elementary						
A	ACTIVITY GENERAL						
	1010	General Admin	\$ 7,707.90	\$ 4.71	\$ 0.00	\$ 0.00	\$ 7,712.61
	1030	Staff Vending	\$ 267.17	\$ 0.00	\$ 0.00	\$ 0.00	\$ 267.17
	A	Totals:	\$ 7,975.07	\$ 4.71	\$ 0.00	\$ 0.00	\$ 7,979.78
D	CLUBS AND ORGANIZATIONS						
	4500	Music	\$ 1,209.09	\$ 0.00	\$ 0.00	\$ 0.00	\$ 1,209.09
	4580	Reading	\$ 0.00	\$ 0.00	\$ 0.00	\$ 0.00	\$ 0.00
	4710	Student Council	\$ 510.21	\$ 0.00	\$ 0.00	\$ 0.00	\$ 510.21
	D	Totals:	\$ 1,719.30	\$ 0.00	\$ 0.00	\$ 0.00	\$ 1,719.30
E	ADMINISTRATIVE CUSTODIAL						
	5040	Fundraising-General	\$ 56.91	\$ 0.00	\$ 0.00	\$ 0.00	\$ 56.91
	5060	Hospitality	\$ 0.00	\$ 0.00	\$ 0.00	\$ 0.00	\$ 0.00
	5070	Library	\$ 3,865.48	\$ 0.00	\$ 0.00	\$ 0.00	\$ 3,865.48
	5120	P.E.	\$ 2,027.30	\$ 0.00	\$ 0.00	\$ 0.00	\$ 2,027.30
	5140	PayBac	\$ 6,152.12	\$ 0.00	\$ 0.00	\$ 0.00	\$ 6,152.12
	5180	Teacher Fund/Grants	\$ 0.00	\$ 0.00	\$ 0.00	\$ 0.00	\$ 0.00
	E	Totals:	\$ 12,101.81	\$ 0.00	\$ 0.00	\$ 0.00	\$ 12,101.81
Q	STUDENT FEE FUND						
	7000	KG Field Trips	\$ 296.73	\$ 0.00	\$ 0.00	\$ 0.00	\$ 296.73
	7010	1st Grade Field Trips	\$ 1,069.86	\$ 0.00	\$ 0.00	\$ 0.00	\$ 1,069.86
	7020	2nd Grade Field Trips	\$ 612.77	\$ 0.00	\$ 0.00	\$ 0.00	\$ 612.77
	7030	3rd Grade Field Trips	\$ 350.85	\$ 0.00	\$ 0.00	\$ 0.00	\$ 350.85
	7040	4th Grade Field Trips	\$ 231.49	\$ 0.00	\$ 0.00	\$ 0.00	\$ 231.49
	7050	5th Grade Field Trips	\$ 514.50	\$ 0.00	\$ 0.00	\$ 0.00	\$ 514.50
	7090	ACP (SpEd) Trips	\$ 47.25	\$ 0.00	\$ 0.00	\$ 0.00	\$ 47.25
	7900	Field Trips-Other	-\$ 2,943.69	\$ 0.00	\$ 0.00	\$ 0.00	-\$ 2,943.69
	Q	Totals:	\$ 179.76	\$ 0.00	\$ 0.00	\$ 0.00	\$ 179.76
	Reeder	Totals:	\$ 21,975.94	\$ 4.71	\$ 0.00	\$ 0.00	\$ 21,980.65

## Current Cash Balance

Site ID	Site Name						Sorted by Site, Group, Activity. From 07/01/2011 to 07/31/2011.
Group ID	Group Name						
	Activity ID	Activity Name	Beginning Cash	Receipts	Disbursements	Adjustments	Cash Balance
<b>Rockwell Rockwell Elementary</b>							
A	<b>ACTIVITY GENERAL</b>						
	1010	General Admin	\$ 6,789.25	\$ 6.10	\$ 0.00	\$ 0.00	\$ 6,795.35
	1030	Staff Vending	\$ 483.26	\$ 0.00	\$ 0.00	\$ 0.00	\$ 483.26
	1040	Donations	\$ 8,069.45	\$ 0.00	\$ 0.00	\$ 0.00	\$ 8,069.45
		<b>A Totals:</b>	<b>\$ 15,341.96</b>	<b>\$ 6.10</b>	<b>\$ 0.00</b>	<b>\$ 0.00</b>	<b>\$ 15,348.06</b>
D	<b>CLUBS AND ORGANIZATIONS</b>						
	4230	Environmental Club	\$ 230.24	\$ 0.00	\$ 0.00	\$ 0.00	\$ 230.24
	4540	Other Clubs	\$ 388.16	\$ 0.00	\$ 0.00	\$ 0.00	\$ 388.16
	4610	SAFE/DARE/Drug Free	\$ 203.99	\$ 0.00	\$ 0.00	\$ 0.00	\$ 203.99
	4710	Student Council	\$ 2,317.31	\$ 0.00	\$ 0.00	\$ 0.00	\$ 2,317.31
		<b>D Totals:</b>	<b>\$ 3,139.70</b>	<b>\$ 0.00</b>	<b>\$ 0.00</b>	<b>\$ 0.00</b>	<b>\$ 3,139.70</b>
E	<b>ADMINISTRATIVE CUSTODIAL</b>						
	5040	Fundraising-General	\$ 2,380.40	\$ 0.00	\$ 0.00	\$ 0.00	\$ 2,380.40
	5070	Library	\$ 3,869.46	\$ 0.00	\$ 0.00	\$ 0.00	\$ 3,869.46
	5110	Other Student Activities	\$ 2,066.55	\$ 0.00	\$ 0.00	\$ 0.00	\$ 2,066.55
	5140	PayBac	\$ 2,193.79	\$ 0.00	\$ 0.00	\$ 0.00	\$ 2,193.79
		<b>E Totals:</b>	<b>\$ 10,510.20</b>	<b>\$ 0.00</b>	<b>\$ 0.00</b>	<b>\$ 0.00</b>	<b>\$ 10,510.20</b>
Q	<b>STUDENT FEE FUND</b>						
	7000	KG Field Trips	\$ 987.63	\$ 0.00	\$ 0.00	\$ 0.00	\$ 987.63
	7010	1st Grade Field Trips	\$ 197.92	\$ 0.00	\$ 0.00	\$ 0.00	\$ 197.92
	7020	2nd Grade Field Trips	\$ 324.21	\$ 0.00	\$ 0.00	\$ 0.00	\$ 324.21
	7030	3rd Grade Field Trips	\$ 208.56	\$ 0.00	\$ 0.00	\$ 0.00	\$ 208.56
	7040	4th Grade Field Trips	\$ 688.37	\$ 0.00	\$ 0.00	\$ 0.00	\$ 688.37
	7050	5th Grade Field Trips	\$ 588.25	\$ 0.00	\$ 0.00	\$ 0.00	\$ 588.25
	7900	Field Trips-Other	-\$ 3,433.23	\$ 0.00	\$ 0.00	\$ 0.00	-\$ 3,433.23
		<b>Q Totals:</b>	<b>-\$ 438.29</b>	<b>\$ 0.00</b>	<b>\$ 0.00</b>	<b>\$ 0.00</b>	<b>-\$ 438.29</b>
		<b>Rockwell Totals:</b>	<b>\$ 28,553.57</b>	<b>\$ 6.10</b>	<b>\$ 0.00</b>	<b>\$ 0.00</b>	<b>\$ 28,559.67</b>

## Current Cash Balance

Site ID	Site Name						
Group ID	Group Name		Beginning Cash	Receipts	Disbursements	Adjustments	Cash Balance
Rohwer	Rohwer Elementary						
A	ACTIVITY GENERAL						
1010	General Admin		\$ 15,669.45	\$ 6.26	\$ 903.16	\$ 0.00	\$ 14,772.55
1030	Staff Vending		\$ 139.64	\$ 0.00	\$ 0.00	\$ 0.00	\$ 139.64
	A	Totals:	\$ 15,809.09	\$ 6.26	\$ 903.16	\$ 0.00	\$ 14,912.19
D	CLUBS AND ORGANIZATIONS						
4070	Birthday Book Club		\$ 1,507.49	\$ 0.00	\$ 0.00	\$ 0.00	\$ 1,507.49
4140	Choir		\$ 0.00	\$ 0.00	\$ 0.00	\$ 0.00	\$ 0.00
4620	Safety Patrol		\$ 25.00	\$ 0.00	\$ 0.00	\$ 0.00	\$ 25.00
4710	Student Council		\$ 389.12	\$ 0.00	\$ 0.00	\$ 0.00	\$ 389.12
	D	Totals:	\$ 1,921.61	\$ 0.00	\$ 0.00	\$ 0.00	\$ 1,921.61
E	ADMINISTRATIVE CUSTODIAL						
5040	Fundraising-General		\$ 0.00	\$ 0.00	\$ 0.00	\$ 0.00	\$ 0.00
5060	Hospitality		\$ 370.92	\$ 0.00	\$ 0.00	\$ 0.00	\$ 370.92
5080	Media		\$ 4,597.87	\$ 0.00	\$ 0.00	\$ 0.00	\$ 4,597.87
5140	PayBac		\$ 5,096.72	\$ 0.00	\$ 0.00	\$ 0.00	\$ 5,096.72
5180	Teacher Fund/Grants		\$ 0.00	\$ 0.00	\$ 0.00	\$ 0.00	\$ 0.00
	E	Totals:	\$ 10,065.51	\$ 0.00	\$ 0.00	\$ 0.00	\$ 10,065.51
Q	STUDENT FEE FUND						
7000	KG Field Trips		\$ 786.69	\$ 0.00	\$ 0.00	\$ 0.00	\$ 786.69
7010	1st Grade Field Trips		\$ 1,039.87	\$ 0.00	\$ 0.00	\$ 0.00	\$ 1,039.87
7020	2nd Grade Field Trips		\$ 358.58	\$ 0.00	\$ 0.00	\$ 0.00	\$ 358.58
7030	3rd Grade Field Trips		\$ 736.43	\$ 0.00	\$ 0.00	\$ 0.00	\$ 736.43
7040	4th Grade Field Trips		\$ 24.95	\$ 0.00	\$ 0.00	\$ 0.00	\$ 24.95
7050	5th Grade Field Trips		\$ 1,194.17	\$ 0.00	\$ 0.00	\$ 0.00	\$ 1,194.17
7900	Field Trips-Other		-\$ 2,484.53	\$ 0.00	\$ 0.00	\$ 0.00	-\$ 2,484.53
	Q	Totals:	\$ 1,656.16	\$ 0.00	\$ 0.00	\$ 0.00	\$ 1,656.16
	Rohwer	Totals:	\$ 29,452.37	\$ 6.26	\$ 903.16	\$ 0.00	\$ 28,555.47

## Current Cash Balance

Site ID	Site Name						
Group ID	Group Name		Beginning Cash	Receipts	Disbursements	Adjustments	Cash Balance
Sandoz	Sandoz Elementary						
A	ACTIVITY GENERAL						
1010	General Admin		\$ 9,235.00	\$ 2.47	\$ 561.97	\$ 0.00	\$ 8,675.50
1030	Staff Vending		\$ 487.78	\$ 0.00	\$ 0.00	\$ 0.00	\$ 487.78
	A	Totals:	\$ 9,722.78	\$ 2.47	\$ 561.97	\$ 0.00	\$ 9,163.28
D	CLUBS AND ORGANIZATIONS						
4040	Art		\$ 0.00	\$ 0.00	\$ 0.00	\$ 0.00	\$ 0.00
4710	Student Council		\$ 412.60	\$ 0.00	\$ 0.00	\$ 0.00	\$ 412.60
	D	Totals:	\$ 412.60	\$ 0.00	\$ 0.00	\$ 0.00	\$ 412.60
E	ADMINISTRATIVE CUSTODIAL						
5040	Fundraising-General		\$ 0.00	\$ 0.00	\$ 0.00	\$ 0.00	\$ 0.00
5070	Library		\$ 1,551.57	\$ 0.00	\$ 0.00	\$ 0.00	\$ 1,551.57
	E	Totals:	\$ 1,551.57	\$ 0.00	\$ 0.00	\$ 0.00	\$ 1,551.57
Q	STUDENT FEE FUND						
7000	KG Field Trips		\$ 133.06	\$ 0.00	\$ 0.00	\$ 0.00	\$ 133.06
7010	1st Grade Field Trips		\$ 438.04	\$ 0.00	\$ 0.00	\$ 0.00	\$ 438.04
7020	2nd Grade Field Trips		\$ 130.84	\$ 0.00	\$ 0.00	\$ 0.00	\$ 130.84
7030	3rd Grade Field Trips		\$ 279.00	\$ 0.00	\$ 0.00	\$ 0.00	\$ 279.00
7040	4th Grade Field Trips		\$ 126.98	\$ 0.00	\$ 0.00	\$ 0.00	\$ 126.98
7050	5th Grade Field Trips		\$ 813.05	\$ 0.00	\$ 0.00	\$ 0.00	\$ 813.05
7090	ACP (SpEd) Trips		\$ 0.00	\$ 0.00	\$ 0.00	\$ 0.00	\$ 0.00
7900	Field Trips-Other		-\$ 2,117.06	\$ 0.00	\$ 0.00	\$ 0.00	-\$ 2,117.06
	Q	Totals:	-\$ 196.09	\$ 0.00	\$ 0.00	\$ 0.00	-\$ 196.09
	Sandoz	Totals:	\$ 11,490.86	\$ 2.47	\$ 561.97	\$ 0.00	\$ 10,931.36

## Current Cash Balance

Site ID	Site Name						
Group ID	Group Name		Beginning Cash	Receipts	Disbursements	Adjustments	Cash Balance
Upchurc	Upchurch Elementary						
A	ACTIVITY GENERAL						
1010	General Admin		\$ 7,516.53	\$ 3.72	\$ 0.00	\$ 0.00	\$ 7,520.25
1030	Staff Vending		\$ 153.37	\$ 0.00	\$ 0.00	\$ 0.00	\$ 153.37
	A Totals:		\$ 7,669.90	\$ 3.72	\$ 0.00	\$ 0.00	\$ 7,673.62
D	CLUBS AND ORGANIZATIONS						
4710	Student Council		-\$ 4,805.58	\$ 0.00	\$ 0.00	\$ 0.00	-\$ 4,805.58
	D Totals:		-\$ 4,805.58	\$ 0.00	\$ 0.00	\$ 0.00	-\$ 4,805.58
E	ADMINISTRATIVE CUSTODIAL						
5040	Fundraising-General		\$ 11,710.00	\$ 0.00	\$ 0.00	\$ 0.00	\$ 11,710.00
5070	Library		\$ 2,783.02	\$ 0.00	\$ 0.00	\$ 0.00	\$ 2,783.02
	E Totals:		\$ 14,493.02	\$ 0.00	\$ 0.00	\$ 0.00	\$ 14,493.02
Q	STUDENT FEE FUND						
7000	KG Field Trips		\$ 671.02	\$ 0.00	\$ 0.00	\$ 0.00	\$ 671.02
7010	1st Grade Field Trips		\$ 670.03	\$ 0.00	\$ 0.00	\$ 0.00	\$ 670.03
7020	2nd Grade Field Trips		\$ 516.42	\$ 0.00	\$ 0.00	\$ 0.00	\$ 516.42
7030	3rd Grade Field Trips		\$ 630.90	\$ 0.00	\$ 0.00	\$ 0.00	\$ 630.90
7040	4th Grade Field Trips		-\$ 254.86	\$ 0.00	\$ 0.00	\$ 0.00	-\$ 254.86
7050	5th Grade Field Trips		\$ 280.47	\$ 0.00	\$ 0.00	\$ 0.00	\$ 280.47
7900	Field Trips-Other		-\$ 2,477.44	\$ 0.00	\$ 0.00	\$ 0.00	-\$ 2,477.44
	Q Totals:		\$ 36.54	\$ 0.00	\$ 0.00	\$ 0.00	\$ 36.54
	Upchurc Totals:		\$ 17,393.88	\$ 3.72	\$ 0.00	\$ 0.00	\$ 17,397.60

## Current Cash Balance

Site ID	Site Name						Sorted by Site, Group, Activity. From 07/01/2011 to 07/31/2011.
Group ID	Group Name						
	Activity ID	Activity Name	Beginning Cash	Receipts	Disbursements	Adjustments	Cash Balance
<b>Wheeler Wheeler Elementary</b>							
A	<b>ACTIVITY GENERAL</b>						
	1010	General Admin	\$ 10,741.31	\$ 4.77	\$ 0.00	\$ 0.00	\$ 10,746.08
	1030	Staff Vending	\$ 151.85	\$ 0.00	\$ 0.00	\$ 0.00	\$ 151.85
	1040	Donations	\$ 1,709.04	\$ 0.00	\$ 0.00	\$ 0.00	\$ 1,709.04
		<b>A Totals:</b>	<b>\$ 12,602.20</b>	<b>\$ 4.77</b>	<b>\$ 0.00</b>	<b>\$ 0.00</b>	<b>\$ 12,606.97</b>
D	<b>CLUBS AND ORGANIZATIONS</b>						
	4040	Art	\$ 0.00	\$ 0.00	\$ 0.00	\$ 0.00	\$ 0.00
	4070	Birthday Book Club	\$ 973.84	\$ 0.00	\$ 0.00	\$ 0.00	\$ 973.84
	4500	Music	\$ 180.00	\$ 0.00	\$ 0.00	\$ 0.00	\$ 180.00
	4710	Student Council	\$ 189.84	\$ 0.00	\$ 0.00	\$ 0.00	\$ 189.84
		<b>D Totals:</b>	<b>\$ 1,343.68</b>	<b>\$ 0.00</b>	<b>\$ 0.00</b>	<b>\$ 0.00</b>	<b>\$ 1,343.68</b>
E	<b>ADMINISTRATIVE CUSTODIAL</b>						
	5040	Fundraising-General	\$ 0.00	\$ 0.00	\$ 0.00	\$ 0.00	\$ 0.00
	5060	Hospitality	\$ 30.00	\$ 0.00	\$ 0.00	\$ 0.00	\$ 30.00
	5080	Media	\$ 3,183.53	\$ 0.00	\$ 0.00	\$ 0.00	\$ 3,183.53
	5100	Other Adm Custodial	\$ 3,549.62	\$ 0.00	\$ 0.00	\$ 0.00	\$ 3,549.62
		<b>E Totals:</b>	<b>\$ 6,763.15</b>	<b>\$ 0.00</b>	<b>\$ 0.00</b>	<b>\$ 0.00</b>	<b>\$ 6,763.15</b>
Q	<b>STUDENT FEE FUND</b>						
	7000	KG Field Trips	\$ 623.35	\$ 0.00	\$ 0.00	\$ 0.00	\$ 623.35
	7010	1st Grade Field Trips	\$ 12.21	\$ 0.00	\$ 0.00	\$ 0.00	\$ 12.21
	7020	2nd Grade Field Trips	\$ 558.63	\$ 0.00	\$ 0.00	\$ 0.00	\$ 558.63
	7030	3rd Grade Field Trips	\$ 1,793.71	\$ 0.00	\$ 0.00	\$ 0.00	\$ 1,793.71
	7040	4th Grade Field Trips	\$ 401.46	\$ 0.00	\$ 0.00	\$ 0.00	\$ 401.46
	7050	5th Grade Field Trips	\$ 1,059.69	\$ 0.00	\$ 0.00	\$ 0.00	\$ 1,059.69
	7600	Garden Club	\$ 160.79	\$ 0.00	\$ 0.00	\$ 0.00	\$ 160.79
	7900	Field Trips-Other	-\$ 3,211.88	\$ 0.00	\$ 0.00	\$ 0.00	-\$ 3,211.88
		<b>Q Totals:</b>	<b>\$ 1,397.96</b>	<b>\$ 0.00</b>	<b>\$ 0.00</b>	<b>\$ 0.00</b>	<b>\$ 1,397.96</b>
		<b>Wheeler Totals:</b>	<b>\$ 22,106.99</b>	<b>\$ 4.77</b>	<b>\$ 0.00</b>	<b>\$ 0.00</b>	<b>\$ 22,111.76</b>



## Current Cash Balance

Site ID	Site Name	Sorted by Site, Group, Activity. From 07/01/2011 to 07/31/2011.				
Group ID	Group Name	Beginning Cash	Receipts	Disbursements	Adjustments	Cash Balance
Activity ID	Activity Name					
Willowd	Willowdale Elementary					
A	ACTIVITY GENERAL					
1010	General Admin	\$ 12,902.72	\$ 0.00	\$ 0.00	\$ 0.00	\$ 12,902.72
1030	Staff Vending	\$ 3,864.76	\$ 0.00	\$ 0.00	\$ 0.00	\$ 3,864.76
	A Totals:	\$ 16,767.48	\$ 0.00	\$ 0.00	\$ 0.00	\$ 16,767.48
D	CLUBS AND ORGANIZATIONS					
4040	Art	\$ 0.00	\$ 0.00	\$ 0.00	\$ 0.00	\$ 0.00
4140	Choir	\$ 0.00	\$ 0.00	\$ 0.00	\$ 0.00	\$ 0.00
4230	Environmental Club	\$ 0.00	\$ 0.00	\$ 0.00	\$ 0.00	\$ 0.00
4710	Student Council	\$ 349.83	\$ 0.00	\$ 0.00	\$ 0.00	\$ 349.83
	D Totals:	\$ 349.83	\$ 0.00	\$ 0.00	\$ 0.00	\$ 349.83
E	ADMINISTRATIVE CUSTODIAL					
5040	Fundraising-General	\$ 706.33	\$ 0.00	\$ 0.00	\$ 0.00	\$ 706.33
5050	HAL	-\$ 25.64	\$ 0.00	\$ 0.00	\$ 0.00	-\$ 25.64
5080	Media	\$ 4,717.69	\$ 0.00	\$ 0.00	\$ 0.00	\$ 4,717.69
5180	Teacher Fund/Grants	\$ 965.72	\$ 0.00	\$ 0.00	\$ 0.00	\$ 965.72
5200	Outdoor Learning Environment	\$ 300.72	\$ 0.00	\$ 0.00	\$ 0.00	\$ 300.72
	E Totals:	\$ 6,664.82	\$ 0.00	\$ 0.00	\$ 0.00	\$ 6,664.82
Q	STUDENT FEE FUND					
7000	KG Field Trips	\$ 1,353.75	\$ 0.00	\$ 0.00	\$ 0.00	\$ 1,353.75
7010	1st Grade Field Trips	\$ 835.42	\$ 0.00	\$ 0.00	\$ 0.00	\$ 835.42
7020	2nd Grade Field Trips	\$ 437.00	\$ 0.00	\$ 0.00	\$ 0.00	\$ 437.00
7030	3rd Grade Field Trips	\$ 1,408.53	\$ 0.00	\$ 0.00	\$ 0.00	\$ 1,408.53
7040	4th Grade Field Trips	\$ 526.82	\$ 0.00	\$ 0.00	\$ 0.00	\$ 526.82
7050	5th Grade Field Trips	\$ 351.72	\$ 0.00	\$ 0.00	\$ 0.00	\$ 351.72
7900	Field Trips-Other	-\$ 2,803.84	\$ 0.00	\$ 0.00	\$ 0.00	-\$ 2,803.84
	Q Totals:	\$ 2,109.40	\$ 0.00	\$ 0.00	\$ 0.00	\$ 2,109.40
	Willowda Totals:	\$ 25,891.53	\$ 0.00	\$ 0.00	\$ 0.00	\$ 25,891.53
	Report Totals:	\$ 1,947,754.78	\$ 118,230.71	\$ 173,742.46	\$ 3,872.26	\$ 1,896,115.29

## Current Cash Balance

Site ID	Site Name	Sorted by Site, Group, Activity. From 07/01/2011 to 07/31/2011.				
Group ID	Group Name	Beginning Cash	Receipts	Disbursements	Adjustments	Cash Balance
AMS	Andersen Middle School					
A	ACTIVITY GENERAL					
1010	General Admin	\$ 23,884.57	\$ 19.06	\$ 0.00	\$ 0.00	\$ 23,903.63
1025	Savings	-\$ 5,000.00	\$ 0.00	\$ 0.00	\$ 0.00	-\$ 5,000.00
1030	Staff Vending	\$ 958.12	\$ 0.00	\$ 0.00	\$ 0.00	\$ 958.12
1035	Student Vending	\$ 7,773.93	\$ 0.00	\$ 0.00	\$ 0.00	\$ 7,773.93
	A Totals:	\$ 27,616.62	\$ 19.06	\$ 0.00	\$ 0.00	\$ 27,635.68
B	Athletics-Girls					
2013	Misc. Expenditures - Girls	\$ 0.00	\$ 0.00	\$ 0.00	\$ 0.00	\$ 0.00
	B Totals:	\$ 0.00	\$ 0.00	\$ 0.00	\$ 0.00	\$ 0.00
C	Athletics-Boys					
3013	Misc. Expenditures - Boys	\$ 0.00	\$ 0.00	\$ 0.00	\$ 0.00	\$ 0.00
	C Totals:	\$ 0.00	\$ 0.00	\$ 0.00	\$ 0.00	\$ 0.00
D	CLUBS AND ORGANIZATIONS					
4040	Art	\$ 50.70	\$ 0.00	\$ 0.00	\$ 0.00	\$ 50.70
4060	Band	\$ 5,161.88	\$ 0.00	\$ 0.00	\$ 0.00	\$ 5,161.88
4080	Book Club	\$ 249.16	\$ 0.00	\$ 0.00	\$ 0.00	\$ 249.16
4100	Builders Club	\$ 310.92	\$ 0.00	\$ 0.00	\$ 0.00	\$ 310.92
4220	Drama Club	\$ 0.00	\$ 0.00	\$ 0.00	\$ 0.00	\$ 0.00
4260	FCS Club	\$ 1,148.78	\$ 0.00	\$ 0.00	\$ 0.00	\$ 1,148.78
4370	Industrial Arts	\$ 5,961.68	\$ 0.00	\$ 0.00	\$ 0.00	\$ 5,961.68
4440	Leadership Club	\$ 1,122.15	\$ 0.00	\$ 0.00	\$ 0.00	\$ 1,122.15
4500	Music	\$ 1,868.19	\$ 0.00	\$ 0.00	\$ 0.00	\$ 1,868.19
4540	Other Clubs	\$ 174.00	\$ 0.00	\$ 0.00	\$ 0.00	\$ 174.00
4560	Photography Club	\$ 79.58	\$ 0.00	\$ 0.00	\$ 0.00	\$ 79.58
4590	Renaissance Program	\$ 1,140.79	\$ 0.00	\$ 0.00	\$ 0.00	\$ 1,140.79
4630	Science Club	\$ 0.99	\$ 0.00	\$ 0.00	\$ 0.00	\$ 0.99
4710	Student Council	\$ 1,730.63	\$ 0.00	\$ 0.00	\$ 0.00	\$ 1,730.63
4740	Volleyball Club	\$ 0.00	\$ 0.00	\$ 0.00	\$ 0.00	\$ 0.00
4750	Volunteer Club	\$ 629.35	\$ 0.00	\$ 0.00	\$ 0.00	\$ 629.35
4770	Yearbook	\$ 4,298.89	\$ 0.00	\$ 0.00	\$ 0.00	\$ 4,298.89
4780	Youth to Youth	\$ 359.41	\$ 0.00	\$ 0.00	\$ 0.00	\$ 359.41
	D Totals:	\$ 24,287.10	\$ 0.00	\$ 0.00	\$ 0.00	\$ 24,287.10
E	ADMINISTRATIVE CUSTODIAL					
5020	Fines	\$ 8,195.82	\$ 0.00	\$ 0.00	\$ 0.00	\$ 8,195.82
5030	Counseling Center	\$ 1,419.44	\$ 0.00	\$ 0.00	\$ 0.00	\$ 1,419.44
5040	Fundraising-General	\$ 16,844.22	\$ 0.00	\$ 0.00	\$ 0.00	\$ 16,844.22
5050	HAL	\$ 0.00	\$ 0.00	\$ 0.00	\$ 0.00	\$ 0.00
5060	Hospitality	\$ 260.49	\$ 0.00	\$ 0.00	\$ 0.00	\$ 260.49
5070	Library	\$ 1,427.97	\$ 0.00	\$ 0.00	\$ 0.00	\$ 1,427.97
5100	Other Adm Custodial	-\$ 9,895.35	\$ 0.00	\$ 0.00	\$ 0.00	-\$ 9,895.35
5110	Other Student Activities	\$ 809.70	\$ 0.00	\$ 0.00	\$ 0.00	\$ 809.70

## Current Cash Balance

Site ID	Site Name						Sorted by Site, Group, Activity. From 07/01/2011 to 07/31/2011.
Group ID	Group Name						
Activity ID	Activity Name	Beginning Cash	Receipts	Disbursements	Adjustments	Cash Balance	
5120	P.E.	\$ 721.79	\$ 0.00	\$ 0.00	\$ 0.00	\$ 721.79	
5165	Logo Sales	\$ 2,780.17	\$ 0.00	\$ 0.00	\$ 0.00	\$ 2,780.17	
5200	Outdoor Learning Environment	\$ 1,260.84	\$ 0.00	\$ 0.00	\$ 0.00	\$ 1,260.84	
5215	Special Events	\$ 6,148.51	\$ 0.00	\$ 0.00	\$ 0.00	\$ 6,148.51	
	E	<b>Totals:</b>	\$ 29,973.60	\$ 0.00	\$ 0.00	\$ 0.00	\$ 29,973.60
Q	<b>STUDENT FEE FUND</b>						
7060	6th Grade Field Trips	-\$ 103.30	\$ 0.00	\$ 0.00	\$ 0.00	-\$ 103.30	
7070	7th Grade Field Trips	\$ 0.00	\$ 0.00	\$ 0.00	\$ 0.00	\$ 0.00	
7080	8th Grade Field Trips	\$ 363.30	\$ 0.00	\$ 0.00	\$ 0.00	\$ 363.30	
7150	Jumpstart	\$ 893.37	\$ 0.00	\$ 0.00	\$ 0.00	\$ 893.37	
7170	Participation Fees - Clubs & Orgs	\$ 1,511.01	\$ 0.00	\$ 0.00	\$ 0.00	\$ 1,511.01	
7900	Field Trips-Other	-\$ 49.34	\$ 0.00	\$ 0.00	\$ 0.00	-\$ 49.34	
	Q	<b>Totals:</b>	\$ 2,615.04	\$ 0.00	\$ 0.00	\$ 0.00	\$ 2,615.04
S	<b>ATHLETIC</b>						
9050	Athletic-General	-\$ 5,854.97	\$ 0.00	\$ 0.00	\$ 0.00	-\$ 5,854.97	
	S	<b>Totals:</b>	-\$ 5,854.97	\$ 0.00	\$ 0.00	\$ 0.00	-\$ 5,854.97
	AMS	<b>Totals:</b>	\$ 78,637.39	\$ 19.06	\$ 0.00	\$ 0.00	\$ 78,656.45

## Current Cash Balance

Site ID	Site Name						Sorted by Site, Group, Activity. From 07/01/2011 to 07/31/2011.	
Group ID	Group Name		Beginning Cash	Receipts	Disbursements	Adjustments	Cash Balance	
	Activity ID	Activity Name						
BMS	Beadle Middle School							
A	ACTIVITY GENERAL							
	1010	General Admin	\$ 956.28	\$ 15.24	\$ 28.42	\$ 0.00	\$ 943.10	
	1025	Savings	\$ 0.00	\$ 0.00	\$ 0.00	\$ 0.00	\$ 0.00	
	1030	Staff Vending	-\$ 3.39	\$ 0.00	\$ 0.00	\$ 0.00	-\$ 3.39	
	1035	Student Vending	\$ 14,001.57	\$ 0.00	\$ 0.00	\$ 0.00	\$ 14,001.57	
	1040	Donations	\$ 10,691.96	\$ 0.00	\$ 0.00	\$ 0.00	\$ 10,691.96	
	1070	Start Up Cash	\$ 0.00	\$ 0.00	\$ 200.00	\$ 0.00	-\$ 200.00	
	1080	Next Year Monies	-\$ 63.48	\$ 0.00	\$ 0.00	\$ 1,553.48	\$ 1,490.00	
		A Totals:	\$ 25,582.94	\$ 15.24	\$ 228.42	\$ 1,553.48	\$ 26,923.24	
B	Athletics-Girls							
	2013	Misc. Expenditures - Girls	\$ 0.00	\$ 0.00	\$ 0.00	\$ 0.00	\$ 0.00	
		B Totals:	\$ 0.00	\$ 0.00	\$ 0.00	\$ 0.00	\$ 0.00	
C	Athletics-Boys							
	3013	Misc. Expenditures - Boys	\$ 0.00	\$ 0.00	\$ 3,635.59	\$ 8,151.42	\$ 4,515.83	
		C Totals:	\$ 0.00	\$ 0.00	\$ 3,635.59	\$ 8,151.42	\$ 4,515.83	
D	CLUBS AND ORGANIZATIONS							
	4040	Art	\$ 33.43	\$ 0.00	\$ 0.00	\$ 0.00	\$ 33.43	
	4060	Band	-\$ 388.03	\$ 0.00	\$ 0.00	\$ 0.00	-\$ 388.03	
	4170	Cross Country Club	\$ 8.52	\$ 0.00	\$ 0.00	\$ 0.00	\$ 8.52	
	4190	Dance Club	\$ 3.71	\$ 0.00	\$ 0.00	\$ 0.00	\$ 3.71	
	4200	Debate Team	-\$ 0.10	\$ 0.00	\$ 0.00	\$ 0.00	-\$ 0.10	
	4220	Drama Club	\$ 0.00	\$ 0.00	\$ 0.00	\$ 0.00	\$ 0.00	
	4230	Environmental Club	\$ 335.40	\$ 0.00	\$ 0.00	\$ 0.00	\$ 335.40	
	4260	FCS Club	\$ 312.56	\$ 0.00	\$ 0.00	\$ 0.00	\$ 312.56	
	4320	Future Educators	\$ 16.67	\$ 0.00	\$ 0.00	\$ 0.00	\$ 16.67	
	4540	Other Clubs	\$ 3,545.19	\$ 0.00	\$ 0.00	\$ 0.00	\$ 3,545.19	
	4570	Play Production	\$ 2,173.83	\$ 0.00	\$ 0.00	\$ 0.00	\$ 2,173.83	
	4630	Science Club	\$ 21.95	\$ 0.00	\$ 0.00	\$ 0.00	\$ 21.95	
	4690	Spirit Shop	\$ 1,226.42	\$ 0.00	\$ 0.00	\$ 12.95	\$ 1,239.37	
	4710	Student Council	\$ 232.53	\$ 0.00	\$ 0.00	\$ 0.00	\$ 232.53	
	4720	Show Choir	\$ 240.89	\$ 0.00	\$ 0.00	\$ 67.00	\$ 307.89	
	4770	Yearbook	\$ 10,739.25	\$ 0.00	\$ 0.00	\$ 0.00	\$ 10,739.25	
	4780	Youth to Youth	\$ 189.81	\$ 0.00	\$ 0.00	\$ 24.00	\$ 213.81	
		D Totals:	\$ 18,692.03	\$ 0.00	\$ 0.00	\$ 103.95	\$ 18,795.98	
E	ADMINISTRATIVE CUSTODIAL							
	5025	Fines - Library Book	\$ 558.05	\$ 0.00	\$ 0.00	\$ 0.00	\$ 558.05	
	5030	Counseling Center	\$ 461.81	\$ 0.00	\$ 0.00	\$ 0.00	\$ 461.81	
	5040	Fundraising-General	\$ 0.00	\$ 0.00	\$ 0.00	\$ 0.00	\$ 0.00	
	5050	HAL	-\$ 110.23	\$ 0.00	\$ 0.00	\$ 0.00	-\$ 110.23	
	5060	Hospitality	\$ 937.18	\$ 0.00	\$ 45.41	\$ 0.00	\$ 891.77	
	5070	Library	\$ 602.09	\$ 0.00	\$ 0.00	-\$ 12.95	\$ 589.14	

## Current Cash Balance

Site ID	Site Name						
Group ID	Group Name						
Activity ID	Activity Name	Beginning Cash	Receipts	Disbursements	Adjustments	Cash Balance	
5120	P.E.	\$ 672.01	\$ 0.00	\$ 0.00	\$ 0.00	\$ 672.01	
5220	Site Improvements	\$ 9,505.27	\$ 0.00	\$ 3,144.53	\$ 0.00	\$ 6,360.74	
	E	Totals:	\$ 12,626.18	\$ 0.00	\$ 3,189.94	-\$ 12.95	\$ 9,423.29
Q	STUDENT FEE FUND						
7060	6th Grade Field Trips	\$ 2,270.66	\$ 0.00	\$ 1,740.84	-\$ 91.00	\$ 438.82	
7100	After School Program	\$ 172.22	\$ 0.00	\$ 22.42	\$ 0.00	\$ 149.80	
7150	Jumpstart	\$ 1,430.00	\$ 0.00	\$ 0.00	-\$ 1,553.48	-\$ 123.48	
7170	Participation Fees - Clubs & Orgs	\$ 0.00	\$ 0.00	\$ 0.00	\$ 0.00	\$ 0.00	
	Q	Totals:	\$ 3,872.88	\$ 0.00	\$ 1,763.26	-\$ 1,644.48	\$ 465.14
	BMS	Totals:	\$ 60,774.03	\$ 15.24	\$ 8,817.21	\$ 8,151.42	\$ 60,123.48

## Current Cash Balance

Site ID	Site Name						Sorted by Site, Group, Activity. From 07/01/2011 to 07/31/2011.	
Group ID	Group Name		Beginning Cash	Receipts	Disbursements	Adjustments	Cash Balance	
CMS	Central Middle School							
A	ACTIVITY GENERAL							
1010	General Admin		\$ 7,418.60	\$ 43,541.15	\$ 43,541.15	\$ 1,808.34	\$ 9,226.94	
1025	Savings		\$ 2.21	\$ 0.00	\$ 0.00	\$ 0.00	\$ 2.21	
1030	Staff Vending		\$ 386.19	\$ 0.00	\$ 0.00	\$ 0.00	\$ 386.19	
1035	Student Vending		\$ 0.00	\$ 0.00	\$ 0.00	\$ 0.00	\$ 0.00	
1040	Donations		\$ 340.04	\$ 0.00	-\$ 7.99	-\$ 340.04	\$ 7.99	
1050	Projects/Support		\$ 0.00	\$ 0.00	\$ 0.00	\$ 0.00	\$ 0.00	
	A Totals:		\$ 8,147.04	\$ 43,541.15	\$ 43,533.16	\$ 1,468.30	\$ 9,623.33	
B	Athletics-Girls							
2013	Misc. Expenditures - Girls		\$ 0.00	\$ 0.00	\$ 0.00	\$ 0.00	\$ 0.00	
	B Totals:		\$ 0.00	\$ 0.00	\$ 0.00	\$ 0.00	\$ 0.00	
C	Athletics-Boys							
3013	Misc. Expenditures - Boys		\$ 0.00	\$ 0.00	\$ 0.00	\$ 0.00	\$ 0.00	
	C Totals:		\$ 0.00	\$ 0.00	\$ 0.00	\$ 0.00	\$ 0.00	
D	CLUBS AND ORGANIZATIONS							
4010	40 Assets		\$ 0.26	\$ 0.00	\$ 0.00	\$ 0.00	\$ 0.26	
4040	Art		\$ 64.83	\$ 0.00	\$ 0.00	\$ 0.00	\$ 64.83	
4060	Band		-\$ 50.26	\$ 0.00	\$ 0.00	\$ 50.26	\$ 0.00	
4090	Bowling Club		\$ 9.18	\$ 0.00	\$ 0.00	\$ 0.00	\$ 9.18	
4170	Cross Country Club		\$ 46.50	\$ 0.00	\$ 0.00	\$ 0.00	\$ 46.50	
4220	Drama Club		\$ 287.01	\$ 0.00	\$ 0.00	\$ 0.00	\$ 287.01	
4260	FCS Club		\$ 20.72	\$ 0.00	\$ 0.00	\$ 0.00	\$ 20.72	
4500	Music		\$ 222.02	\$ 0.00	\$ 0.00	\$ 13.76	\$ 235.78	
4530	Orchestra		\$ 105.16	\$ 0.00	\$ 0.00	\$ 0.00	\$ 105.16	
4540	Other Clubs		\$ 0.00	\$ 0.00	\$ 0.00	\$ 0.00	\$ 0.00	
4670	SPARKS		\$ 298.23	\$ 0.00	\$ 0.00	\$ 0.00	\$ 298.23	
4710	Student Council		\$ 1,452.90	\$ 0.00	\$ 0.00	\$ 0.00	\$ 1,452.90	
4760	World Language		\$ 420.00	\$ 0.00	\$ 0.00	-\$ 420.00	\$ 0.00	
4770	Yearbook		\$ 1,413.91	\$ 0.00	\$ 0.00	\$ 0.00	\$ 1,413.91	
	D Totals:		\$ 4,290.46	\$ 0.00	\$ 0.00	-\$ 355.98	\$ 3,934.48	
E	ADMINISTRATIVE CUSTODIAL							
5020	Fines		\$ 1,557.36	\$ 0.00	\$ 0.00	\$ 0.00	\$ 1,557.36	
5040	Fundraising-General		\$ 422.04	\$ 0.00	\$ 0.00	\$ 340.04	\$ 762.08	
5050	HAL		\$ 0.00	\$ 0.00	\$ 0.00	\$ 0.00	\$ 0.00	
5060	Hospitality		\$ 18.61	\$ 0.00	\$ 0.00	\$ 0.00	\$ 18.61	
5070	Library		\$ 601.85	\$ 0.00	-\$ 18.99	\$ 0.00	\$ 620.84	
5075	Mentoring		\$ 231.21	\$ 0.00	\$ 0.00	\$ 0.00	\$ 231.21	
5085	MSAP		\$ 349.89	\$ 0.00	\$ 0.00	\$ 0.00	\$ 349.89	
5090	Montessori		\$ 1,809.45	\$ 0.00	\$ 0.00	-\$ 1,749.43	\$ 60.02	
5093	Montessori 7/8 Sales		-\$ 7,482.62	\$ 0.00	\$ 0.00	\$ 10,439.00	\$ 2,956.38	
5095	Montessori Fundraising		\$ 0.00	\$ 0.00	\$ 0.00	\$ 0.00	\$ 0.00	

## Current Cash Balance

Site ID	Site Name	Sorted by Site, Group, Activity.				
Group ID	Group Name	From 07/01/2011 to 07/31/2011.				
Activity ID	Activity Name	Beginning Cash	Receipts	Disbursements	Adjustments	Cash Balance
5100	Other Adm Custodial	\$ 0.00	\$ 0.00	\$ 0.00	\$ 0.00	\$ 0.00
5110	Other Student Activities	\$ 17.46	\$ 0.00	\$ 0.00	-\$ 17.46	\$ 0.00
5120	P.E.	-\$ 18.57	\$ 0.00	\$ 0.00	\$ 18.57	\$ 0.00
5140	PayBac	\$ 192.16	\$ 0.00	\$ 0.00	\$ 0.00	\$ 192.16
5170	Student Notebooks	\$ 168.82	\$ 0.00	\$ 0.00	\$ 0.00	\$ 168.82
5180	Teacher Fund/Grants	\$ 1,461.85	\$ 0.00	\$ 0.00	\$ 0.00	\$ 1,461.85
5185	Technology	\$ 1,814.20	\$ 0.00	\$ 0.00	-\$ 1,814.20	\$ 0.00
5210	Zone	\$ 279.59	\$ 0.00	\$ 0.00	\$ 0.00	\$ 279.59
	E Totals:	\$ 1,423.30	\$ 0.00	-\$ 18.99	\$ 7,216.52	\$ 8,658.81
Q	STUDENT FEE FUND					
7060	6th Grade Field Trips	-\$ 137.59	\$ 0.00	\$ 0.00	\$ 420.00	\$ 282.41
7070	7th Grade Field Trips	\$ 0.00	\$ 0.00	\$ 0.00	\$ 0.00	\$ 0.00
7080	8th Grade Field Trips	\$ 0.00	\$ 0.00	\$ 0.00	\$ 0.00	\$ 0.00
7135	Montessori 6-8	\$ 10,499.02	\$ 0.00	\$ 0.00	-\$ 10,499.02	\$ 0.00
7150	Jumpstart	\$ 1,080.00	\$ 0.00	\$ 0.00	-\$ 1,080.00	\$ 0.00
7170	Participation Fees - Clubs & Orgs	\$ 64.02	-\$ 10.00	\$ 0.00	\$ 1,015.98	\$ 1,070.00
7900	Field Trips-Other	\$ 0.00	\$ 0.00	\$ 0.00	\$ 0.00	\$ 0.00
	Q Totals:	\$ 11,505.45	-\$ 10.00	\$ 0.00	-\$ 10,143.04	\$ 1,352.41
S	ATHLETIC					
9070	Miscellaneous Receipts	\$ 3,040.81	\$ 0.00	\$ 0.00	-\$ 2,464.96	\$ 575.85
	S Totals:	\$ 3,040.81	\$ 0.00	\$ 0.00	-\$ 2,464.96	\$ 575.85
	CMS Totals:	\$ 28,407.06	\$ 43,531.15	\$ 43,514.17	-\$ 4,279.16	\$ 24,144.88

## Current Cash Balance

Site ID	Site Name						Sorted by Site, Group, Activity. From 07/01/2011 to 07/31/2011.	
Group ID	Group Name		Beginning Cash	Receipts	Disbursements	Adjustments	Cash Balance	
KMS	Kiewit Middle School							
A	ACTIVITY GENERAL							
1010	General Admin		-\$ 711.79	\$ 0.00	\$ 205.82	\$ 0.00	-\$ 917.61	
1025	Savings		-\$ 24,402.00	\$ 0.00	\$ 0.00	\$ 0.00	-\$ 24,402.00	
1030	Staff Vending		\$ 4,122.10	\$ 0.00	\$ 10.00	\$ 0.00	\$ 4,112.10	
1035	Student Vending		\$ 39,477.17	\$ 0.00	\$ 0.00	\$ 0.00	\$ 39,477.17	
1050	Projects/Support		\$ 47,693.47	\$ 0.00	\$ 0.00	\$ 0.00	\$ 47,693.47	
	A Totals:		\$ 66,178.95	\$ 0.00	\$ 215.82	\$ 0.00	\$ 65,963.13	
B	Athletics-Girls							
2013	Misc. Expenditures - Girls		\$ 0.00	\$ 0.00	\$ 2,165.40	\$ 0.00	-\$ 2,165.40	
	B Totals:		\$ 0.00	\$ 0.00	\$ 2,165.40	\$ 0.00	-\$ 2,165.40	
C	Athletics-Boys							
3013	Misc. Expenditures - Boys		\$ 0.00	\$ 0.00	\$ 6,213.33	\$ 0.00	-\$ 6,213.33	
3052	Camps - Boys Basketball		\$ 3,416.51	\$ 0.00	\$ 0.00	\$ 0.00	\$ 3,416.51	
	C Totals:		\$ 3,416.51	\$ 0.00	\$ 6,213.33	\$ 0.00	-\$ 2,796.82	
D	CLUBS AND ORGANIZATIONS							
4040	Art		\$ 4.75	\$ 0.00	\$ 0.00	\$ 0.00	\$ 4.75	
4060	Band		\$ 0.00	\$ 0.00	\$ 0.00	\$ 0.00	\$ 0.00	
4130	Chess Club		\$ 0.00	\$ 0.00	\$ 0.00	\$ 0.00	\$ 0.00	
4220	Drama Club		\$ 2,570.11	\$ 0.00	\$ 0.00	\$ 0.00	\$ 2,570.11	
4260	FCS Club		\$ 200.96	\$ 0.00	\$ 0.00	\$ 0.00	\$ 200.96	
4370	Industrial Arts		\$ 14,300.96	\$ 0.00	\$ 0.00	\$ 0.00	\$ 14,300.96	
4380	International Club		-\$ 211.21	\$ 0.00	\$ 0.00	\$ 0.00	-\$ 211.21	
4500	Music		-\$ 2.00	\$ 0.00	\$ 0.00	\$ 0.00	-\$ 2.00	
4540	Other Clubs		\$ 0.00	\$ 0.00	\$ 0.00	\$ 0.00	\$ 0.00	
4630	Science Club		\$ 113.34	\$ 0.00	\$ 0.00	\$ 0.00	\$ 113.34	
4680	Speech Club		\$ 84.00	\$ 0.00	\$ 0.00	\$ 0.00	\$ 84.00	
4710	Student Council		\$ 2,804.18	\$ 0.00	\$ 0.00	\$ 0.00	\$ 2,804.18	
4750	Volunteer Club		\$ 6,048.01	\$ 0.00	\$ 0.00	\$ 0.00	\$ 6,048.01	
4770	Yearbook		\$ 42,226.72	\$ 0.00	\$ 0.00	\$ 0.00	\$ 42,226.72	
4780	Youth to Youth		\$ 1,665.36	\$ 0.00	\$ 0.00	\$ 0.00	\$ 1,665.36	
	D Totals:		\$ 69,805.18	\$ 0.00	\$ 0.00	\$ 0.00	\$ 69,805.18	
E	ADMINISTRATIVE CUSTODIAL							
5040	Fundraising-General		\$ 20,428.52	\$ 0.00	\$ 0.00	\$ 0.00	\$ 20,428.52	
5050	HAL		\$ 42.35	\$ 0.00	\$ 0.00	\$ 0.00	\$ 42.35	
5060	Hospitality		\$ 1,253.06	\$ 0.00	\$ 0.00	\$ 0.00	\$ 1,253.06	
5070	Library		\$ 4,024.71	\$ 0.00	\$ 0.00	\$ 0.00	\$ 4,024.71	
5120	P.E.		\$ 1,574.93	\$ 0.00	\$ 0.00	\$ 0.00	\$ 1,574.93	
5140	PayBac		\$ 8,530.77	\$ 0.00	\$ 0.00	\$ 0.00	\$ 8,530.77	
5165	Logo Sales		\$ 33,624.16	\$ 0.00	\$ 0.00	\$ 0.00	\$ 33,624.16	
5175	Student Scholarships		\$ 2,236.06	\$ 0.00	\$ 0.00	\$ 0.00	\$ 2,236.06	
5180	Teacher Fund/Grants		\$ 610.61	\$ 0.00	\$ 0.00	\$ 0.00	\$ 610.61	



## Current Cash Balance

Site ID	Site Name	Sorted by Site, Group, Activity. From 07/01/2011 to 07/31/2011.					
Group ID	Group Name	Beginning Cash	Receipts	Disbursements	Adjustments	Cash Balance	
5185	Technology	\$ 0.00	\$ 0.00	\$ 0.00	\$ 0.00	\$ 0.00	
	E Totals:	\$ 72,325.17	\$ 0.00	\$ 0.00	\$ 0.00	\$ 72,325.17	
Q	STUDENT FEE FUND						
7060	6th Grade Field Trips	\$ 181.75	\$ 0.00	\$ 0.00	\$ 0.00	\$ 181.75	
7070	7th Grade Field Trips	\$ 10.25	\$ 0.00	\$ 0.00	\$ 0.00	\$ 10.25	
7080	8th Grade Field Trips	\$ 0.00	\$ 0.00	\$ 0.00	\$ 0.00	\$ 0.00	
7100	After School Program	\$ 1,746.15	\$ 0.00	\$ 0.00	\$ 0.00	\$ 1,746.15	
7140	Mini-Classes	\$ 0.00	\$ 0.00	\$ 0.00	\$ 0.00	\$ 0.00	
7170	Participation Fees - Clubs & Orgs	\$ 0.00	\$ 0.00	\$ 0.00	\$ 0.00	\$ 0.00	
	Q Totals:	\$ 1,938.15	\$ 0.00	\$ 0.00	\$ 0.00	\$ 1,938.15	
	KMS Totals:	\$ 213,663.96	\$ 0.00	\$ 8,594.55	\$ 0.00	\$ 205,069.41	

## Current Cash Balance

Site ID	Site Name						Sorted by Site, Group, Activity. From 07/01/2011 to 07/31/2011.
Group ID	Group Name		Beginning Cash	Receipts	Disbursements	Adjustments	Cash Balance
	Activity ID	Activity Name					
NMS	North Middle School						
A	ACTIVITY GENERAL						
	1010	General Admin	\$ 7,049.97	\$ 1,298.54	\$ 68.45	\$ 0.00	\$ 8,280.06
	1025	Savings	-\$ 28,807.26	\$ 0.00	\$ 0.00	\$ 0.00	-\$ 28,807.26
	1030	Staff Vending	\$ 290.61	\$ 0.00	\$ 0.00	\$ 0.00	\$ 290.61
	1035	Student Vending	\$ 28,805.75	\$ 0.00	\$ 0.00	\$ 0.00	\$ 28,805.75
	1040	Donations	\$ 864.59	\$ 0.00	\$ 0.00	\$ 0.00	\$ 864.59
	1080	Next Year Monies	\$ 670.00	\$ 1,190.00	\$ 0.00	\$ 0.00	\$ 1,860.00
		A Totals:	\$ 8,873.66	\$ 2,488.54	\$ 68.45	\$ 0.00	\$ 11,293.75
D	CLUBS AND ORGANIZATIONS						
	4040	Art	\$ 1.97	\$ 0.00	\$ 0.00	\$ 0.00	\$ 1.97
	4060	Band	-\$ 1,251.25	\$ 0.00	\$ 0.00	\$ 0.00	-\$ 1,251.25
	4130	Chess Club	-\$ 252.28	\$ 0.00	\$ 0.00	\$ 0.00	-\$ 252.28
	4140	Choir	\$ 0.00	\$ 0.00	\$ 0.00	\$ 0.00	\$ 0.00
	4170	Cross Country Club	-\$ 189.08	\$ 0.00	\$ 0.00	\$ 0.00	-\$ 189.08
	4220	Drama Club	\$ 4,490.83	\$ 0.00	\$ 0.00	\$ 0.00	\$ 4,490.83
	4260	FCS Club	-\$ 71.40	\$ 71.40	\$ 0.00	\$ 0.00	\$ 0.00
	4290	Forensics	\$ 33.85	\$ 0.00	\$ 0.00	\$ 0.00	\$ 33.85
	4370	Industrial Arts	\$ 8,805.09	\$ 0.00	\$ 0.00	\$ 0.00	\$ 8,805.09
	4380	International Club	-\$ 116.65	\$ 0.00	\$ 0.00	\$ 0.00	-\$ 116.65
	4490	M-Club	\$ 0.00	\$ 0.00	\$ 0.00	\$ 0.00	\$ 0.00
	4540	Other Clubs	\$ 0.00	\$ 0.00	\$ 0.00	\$ 0.00	\$ 0.00
	4600	Robotics & Engineering Club	-\$ 42.18	\$ 0.00	\$ 0.00	\$ 0.00	-\$ 42.18
	4690	Spirit Shop	\$ 92.85	\$ 0.00	\$ 0.00	\$ 0.00	\$ 92.85
	4710	Student Council	\$ 2,897.47	\$ 0.00	\$ 0.00	\$ 0.00	\$ 2,897.47
	4720	Show Choir	-\$ 373.46	\$ 0.00	\$ 393.98	\$ 0.00	-\$ 767.44
	4750	Volunteer Club	-\$ 24.34	\$ 0.00	\$ 0.00	\$ 0.00	-\$ 24.34
	4770	Yearbook	\$ 1,772.05	\$ 25.00	\$ 0.00	\$ 0.00	\$ 1,797.05
	4780	Youth to Youth	\$ 307.37	\$ 0.00	\$ 0.00	\$ 0.00	\$ 307.37
		D Totals:	\$ 16,080.84	\$ 96.40	\$ 393.98	\$ 0.00	\$ 15,783.26
E	ADMINISTRATIVE CUSTODIAL						
	5040	Fundraising-General	\$ 27,658.20	\$ 0.00	\$ 480.55	\$ 0.00	\$ 27,177.65
	5050	HAL	\$ 68.83	\$ 0.00	\$ 0.00	\$ 0.00	\$ 68.83
	5060	Hospitality	\$ 364.43	\$ 0.00	\$ 35.00	\$ 0.00	\$ 329.43
	5070	Library	\$ 362.59	\$ 28.74	\$ 0.00	\$ 0.00	\$ 391.33
	5120	P.E.	\$ 0.00	\$ 0.00	\$ 0.00	\$ 0.00	\$ 0.00
	5200	Outdoor Learning Environment	-\$ 524.28	\$ 0.00	\$ 1,567.50	\$ 0.00	-\$ 2,091.78
		E Totals:	\$ 27,929.77	\$ 28.74	\$ 2,083.05	\$ 0.00	\$ 25,875.46
Q	STUDENT FEE FUND						
	7060	6th Grade Field Trips	-\$ 65.00	\$ 0.00	\$ 0.00	\$ 0.00	-\$ 65.00
	7070	7th Grade Field Trips	-\$ 294.49	\$ 6.75	\$ 0.00	\$ 0.00	-\$ 287.74
	7080	8th Grade Field Trips	-\$ 615.79	\$ 0.00	\$ 0.00	\$ 0.00	-\$ 615.79
	7150	Jumpstart	-\$ 13.54	\$ 0.00	\$ 0.00	\$ 0.00	-\$ 13.54

## Current Cash Balance

Site ID	Site Name						Sorted by Site, Group, Activity. From 07/01/2011 to 07/31/2011.	
Group ID	Group Name						Adjustments	Cash Balance
Activity ID	Activity Name	Beginning Cash	Receipts	Disbursements				
7170	Participation Fees - Clubs & Orgs	\$ 1,137.16	\$ 0.00	\$ 0.00		\$ 0.00	\$ 1,137.16	
	Q Totals:	\$ 148.34	\$ 6.75	\$ 0.00		\$ 0.00	\$ 155.09	
	NMS Totals:	\$ 53,032.61	\$ 2,620.43	\$ 2,545.48		\$ 0.00	\$ 53,107.56	

## Current Cash Balance

Site ID	Site Name	Sorted by Site, Group, Activity.					
Group ID	Group Name	From 07/01/2011 to 07/31/2011.					
	Activity ID	Activity Name	Beginning Cash	Receipts	Disbursements	Adjustments	Cash Balance
<b>RMS</b>	<b>Russell Middle School</b>						
<b>A</b>	<b>ACTIVITY GENERAL</b>						
	1010	General Admin	\$ 2,575.14	\$ 23.14	\$ 0.00	\$ 0.00	\$ 2,598.28
	1030	Staff Vending	-\$ 182.64	\$ 0.00	\$ 14.95	\$ 0.00	-\$ 197.59
	1035	Student Vending	\$ 3,338.47	\$ 0.00	\$ 0.00	\$ 0.00	\$ 3,338.47
	1040	Donations	\$ 16,442.07	\$ 0.00	\$ 0.00	\$ 0.00	\$ 16,442.07
		<b>A Totals:</b>	<b>\$ 22,173.04</b>	<b>\$ 23.14</b>	<b>\$ 14.95</b>	<b>\$ 0.00</b>	<b>\$ 22,181.23</b>
<b>B</b>	<b>Athletics-Girls</b>						
	2013	Misc. Expenditures - Girls	\$ 0.00	\$ 0.00	\$ 0.00	\$ 0.00	\$ 0.00
		<b>B Totals:</b>	<b>\$ 0.00</b>	<b>\$ 0.00</b>	<b>\$ 0.00</b>	<b>\$ 0.00</b>	<b>\$ 0.00</b>
<b>C</b>	<b>Athletics-Boys</b>						
	3013	Misc. Expenditures - Boys	\$ 0.00	\$ 0.00	\$ 0.00	\$ 0.00	\$ 0.00
		<b>C Totals:</b>	<b>\$ 0.00</b>	<b>\$ 0.00</b>	<b>\$ 0.00</b>	<b>\$ 0.00</b>	<b>\$ 0.00</b>
<b>D</b>	<b>CLUBS AND ORGANIZATIONS</b>						
	4040	Art	-\$ 102.14	\$ 0.00	\$ 0.00	\$ 0.00	-\$ 102.14
	4180	Culinary Competition	\$ 6.62	\$ 0.00	\$ 0.00	\$ 0.00	\$ 6.62
	4260	FCS Club	\$ 622.08	\$ 0.00	\$ 0.00	\$ 0.00	\$ 622.08
	4370	Industrial Arts	\$ 1,647.26	\$ 0.00	\$ 235.20	\$ 0.00	\$ 1,412.06
	4500	Music	-\$ 208.29	\$ 0.00	\$ 0.00	\$ 0.00	-\$ 208.29
	4530	Orchestra	-\$ 50.00	\$ 0.00	\$ 0.00	\$ 0.00	-\$ 50.00
	4540	Other Clubs	-\$ 0.76	\$ 0.00	\$ 0.00	\$ 0.00	-\$ 0.76
	4710	Student Council	\$ 1,681.79	\$ 0.00	\$ 0.00	\$ 0.00	\$ 1,681.79
	4770	Yearbook	\$ 26,191.89	\$ 0.00	\$ 0.00	\$ 0.00	\$ 26,191.89
		<b>D Totals:</b>	<b>\$ 29,788.45</b>	<b>\$ 0.00</b>	<b>\$ 235.20</b>	<b>\$ 0.00</b>	<b>\$ 29,553.25</b>
<b>E</b>	<b>ADMINISTRATIVE CUSTODIAL</b>						
	5025	Fines - Library Book	\$ 11,931.39	\$ 0.00	\$ 0.00	\$ 0.00	\$ 11,931.39
	5030	Counseling Center	\$ 132.69	\$ 0.00	\$ 0.00	\$ 0.00	\$ 132.69
	5040	Fundraising-General	\$ 8,073.93	\$ 0.00	\$ 0.00	\$ 0.00	\$ 8,073.93
	5050	HAL	\$ 142.04	\$ 0.00	\$ 0.00	\$ 0.00	\$ 142.04
	5060	Hospitality	\$ 0.00	\$ 0.00	\$ 8.98	\$ 0.00	-\$ 8.98
	5070	Library	\$ 445.16	\$ 0.00	\$ 0.00	\$ 0.00	\$ 445.16
	5100	Other Adm Custodial	\$ 17,189.99	\$ 0.00	\$ 0.00	\$ 0.00	\$ 17,189.99
	5110	Other Student Activities	\$ 1,451.34	\$ 0.00	\$ 0.00	\$ 0.00	\$ 1,451.34
	5120	P.E.	\$ 520.80	\$ 0.00	\$ 0.00	\$ 0.00	\$ 520.80
	5165	Logo Sales	\$ 881.17	\$ 0.00	\$ 762.75	\$ 0.00	\$ 118.42
		<b>E Totals:</b>	<b>\$ 40,768.51</b>	<b>\$ 0.00</b>	<b>\$ 771.73</b>	<b>\$ 0.00</b>	<b>\$ 39,996.78</b>
<b>Q</b>	<b>STUDENT FEE FUND</b>						
	7060	6th Grade Field Trips	\$ 336.47	\$ 0.00	\$ 0.00	\$ 0.00	\$ 336.47
	7070	7th Grade Field Trips	\$ 704.73	\$ 0.00	\$ 0.00	\$ 0.00	\$ 704.73
	7080	8th Grade Field Trips	\$ 300.30	\$ 0.00	\$ 0.00	\$ 0.00	\$ 300.30
	7150	Jumpstart	\$ 1,220.00	\$ 0.00	\$ 0.00	\$ 0.00	\$ 1,220.00
	7170	Participation Fees - Clubs & Orgs	\$ 76.21	\$ 0.00	\$ 0.00	\$ 0.00	\$ 76.21

## Current Cash Balance

Site ID	Site Name	Sorted by Site, Group, Activity. From 07/01/2011 to 07/31/2011.						
Group ID	Group Name	Activity ID	Activity Name	Beginning Cash	Receipts	Disbursements	Adjustments	Cash Balance
		7900	Field Trips-Other	\$ 0.00	\$ 0.00	\$ 0.00	\$ 0.00	\$ 0.00
			Q	Totals:	\$ 2,637.71	\$ 0.00	\$ 0.00	\$ 2,637.71
S	ATHLETIC							
		9070	Miscellaneous Receipts	\$ 578.50	\$ 0.00	\$ 0.00	\$ 0.00	\$ 578.50
			S	Totals:	\$ 578.50	\$ 0.00	\$ 0.00	\$ 578.50
			RMS	Totals:	\$ 95,946.21	\$ 23.14	\$ 1,021.88	\$ 94,947.47

# Current Cash Balance Report

ALL Data

Date: 07/01/2011 thru 07/31/2011

Activity Number and Name	Beginning Cash	Receipts	Disbursements	Adjustments	Cash Balance
<b>A General Funds</b>					
100 General Account	518.55	0.00	0.00	0.00	518.55
110 Interest Earned - Checking	16.68	2.19	0.00	0.00	18.87
120 Staff Vending	9,660.69	0.00	0.00	0.00	9,660.69
A General Funds Totals:	10,195.92	2.19	0.00	0.00	10,198.11
<b>D Clubs and Organizations</b>					
4690 Student Council	113.00	0.00	0.00	0.00	113.00
D Clubs and Organizations Totals:	113.00	0.00	0.00	0.00	113.00
Report Totals:	10,308.92	2.19	0.00	0.00	10,311.11

## Current Cash Balance

Site ID	Site Name						Sorted by Site, Group, Activity. From 07/01/2011 to 07/31/2011.	
Group ID	Group Name		Beginning Cash	Receipts	Disbursements	Adjustments	Cash Balance	
	Activity ID	Activity Name						
NHS	Millard North High School							
A	ACTIVITY GENERAL							
	1010	General Admin	\$ 1,364.03	\$ 128.60	\$ 2,195.36	\$ 15,238.02	\$ 14,535.29	
	1025	Savings	-\$ 218,519.77	\$ 0.00	\$ 0.00	-\$ 151,153.35	-\$ 369,673.12	
	1030	Staff Vending	\$ 113,215.75	\$ 0.00	\$ 79.13	\$ 0.00	\$ 113,136.62	
	1035	Student Vending	\$ 16,583.57	\$ 0.00	\$ 3,400.00	\$ 0.00	\$ 13,183.57	
	1040	Donations	\$ 8,935.61	\$ 0.00	\$ 0.00	-\$ 8,935.61	\$ 0.00	
	1050	Projects/Support	\$ 0.00	\$ 0.00	\$ 0.00	\$ 0.00	\$ 0.00	
	1070	Start Up Cash	-\$ 400.00	\$ 0.00	\$ 200.00	\$ 0.00	-\$ 600.00	
	1090	Other Revenue	\$ 32.48	\$ 0.00	\$ 0.00	\$ 151,315.95	\$ 151,348.43	
	1110	Extracurr Transportation	\$ 0.00	\$ 0.00	\$ 0.00	-\$ 38,778.65	-\$ 38,778.65	
		A Totals:	-\$ 78,788.33	\$ 128.60	\$ 5,874.49	-\$ 32,313.64	-\$ 116,847.86	
B	Athletics-Girls							
	2001	Awards - Girls	\$ 0.00	\$ 0.00	\$ 0.00	\$ 0.00	\$ 0.00	
	2002	Camps - Girls	\$ 0.00	\$ 0.00	\$ 0.00	\$ 0.00	\$ 0.00	
	2003	Entry Fees - Girls	\$ 5,848.75	\$ 0.00	\$ 0.00	\$ 0.00	\$ 5,848.75	
	2004	Equipment - Girls	\$ 0.00	\$ 0.00	\$ 0.00	\$ 0.00	\$ 0.00	
	2005	Lodging - Girls	\$ 0.00	\$ 0.00	\$ 0.00	\$ 0.00	\$ 0.00	
	2006	Meals - Girls	\$ 0.00	\$ 0.00	\$ 0.00	\$ 0.00	\$ 0.00	
	2007	Officials - Girls	\$ 0.00	\$ 0.00	\$ 0.00	\$ 0.00	\$ 0.00	
	2009	Scouting - Girls	\$ 0.00	\$ 0.00	\$ 0.00	\$ 0.00	\$ 0.00	
	2010	Security - Girls	\$ 0.00	\$ 0.00	\$ 0.00	\$ 0.00	\$ 0.00	
	2011	Transportation - Girls	\$ 0.00	\$ 0.00	\$ 0.00	\$ 0.00	\$ 0.00	
	2012	Uniforms/Apparel - Girls	\$ 0.00	\$ 0.00	\$ 0.00	\$ 0.00	\$ 0.00	
	2013	Misc. Expenditures - Girls	\$ 0.00	\$ 0.00	\$ 0.00	\$ 0.00	\$ 0.00	
	2051	Awards - Girls Basketball	\$ 0.00	\$ 0.00	\$ 0.00	\$ 0.00	\$ 0.00	
	2052	Camps - Girls Basketball	\$ 631.46	\$ 1,125.00	\$ 17.13	\$ 0.00	\$ 1,739.33	
	2053	Entry Fees - Girls Basketball	-\$ 2,396.37	\$ 0.00	\$ 0.00	\$ 0.00	-\$ 2,396.37	
	2054	Equipment - Girls Basketball	\$ 0.00	\$ 0.00	\$ 0.00	\$ 0.00	\$ 0.00	
	2055	Lodging - Girls Basketball	\$ 0.00	\$ 0.00	\$ 0.00	\$ 0.00	\$ 0.00	
	2056	Meals - Girls Basketball	\$ 0.00	\$ 0.00	\$ 0.00	\$ 0.00	\$ 0.00	
	2057	Officials - Girls Basketball	\$ 0.00	\$ 0.00	\$ 0.00	\$ 0.00	\$ 0.00	
	2058	Prof. Development - Girls Basketball	\$ 0.00	\$ 0.00	\$ 0.00	\$ 0.00	\$ 0.00	
	2059	Scouting - Girls Basketball	\$ 0.00	\$ 0.00	\$ 0.00	\$ 0.00	\$ 0.00	
	2060	Security - Girls Basketball	\$ 0.00	\$ 0.00	\$ 0.00	\$ 0.00	\$ 0.00	
	2061	Transportation - Girls Basketball	\$ 0.00	\$ 0.00	\$ 0.00	\$ 0.00	\$ 0.00	
	2062	Uniforms/Apparel - Girls Basketball	\$ 0.00	\$ 0.00	\$ 0.00	\$ 0.00	\$ 0.00	
	2063	Misc. Expenditures - Girls Basketball	\$ 0.00	\$ 0.00	\$ 0.00	\$ 0.00	\$ 0.00	
	2101	Awards - Girls Cross Country	\$ 0.00	\$ 0.00	\$ 0.00	\$ 0.00	\$ 0.00	
	2102	Camps - Girls Cross Country	\$ 0.00	\$ 0.00	\$ 0.00	\$ 61.40	\$ 61.40	
	2103	Entry Fees - Girls Cross Country	\$ 0.00	\$ 0.00	\$ 0.00	\$ 0.00	\$ 0.00	
	2104	Equipment - Girls Cross Country	\$ 0.00	\$ 0.00	\$ 0.00	\$ 0.00	\$ 0.00	
	2105	Lodging - Girls Cross Country	\$ 0.00	\$ 0.00	\$ 0.00	\$ 0.00	\$ 0.00	
	2106	Meals - Girls Cross Country	\$ 0.00	\$ 0.00	\$ 0.00	\$ 0.00	\$ 0.00	

## Current Cash Balance

Site ID	Site Name	Sorted by Site, Group, Activity.				
Group ID	Group Name	From 07/01/2011 to 07/31/2011.				
Activity ID	Activity Name	Beginning Cash	Receipts	Disbursements	Adjustments	Cash Balance
2107	Officials - Girls Cross Country	\$ 0.00	\$ 0.00	\$ 0.00	\$ 0.00	\$ 0.00
2108	Prof. Development - Girls Cross Country	\$ 0.00	\$ 0.00	\$ 0.00	\$ 0.00	\$ 0.00
2109	Scouting - Girls Cross Country	\$ 0.00	\$ 0.00	\$ 0.00	\$ 0.00	\$ 0.00
2110	Security - Girls Cross Country	\$ 0.00	\$ 0.00	\$ 0.00	\$ 0.00	\$ 0.00
2111	Transportation - Girls Cross Country	\$ 0.00	\$ 0.00	\$ 0.00	\$ 0.00	\$ 0.00
2112	Uniforms/Apparel - Girls Cross Country	\$ 0.00	\$ 0.00	\$ 0.00	\$ 0.00	\$ 0.00
2113	Misc. Expenditures - Girls Cross Country	\$ 0.00	\$ 0.00	\$ 0.00	\$ 0.00	\$ 0.00
2151	Awards - Girls Golf	\$ 0.00	\$ 0.00	\$ 0.00	\$ 0.00	\$ 0.00
2152	Camps - Girls Golf	\$ 0.00	\$ 0.00	\$ 0.00	\$ 951.33	\$ 951.33
2153	Entry Fees - Girls Golf	\$ 0.00	\$ 0.00	\$ 0.00	\$ 0.00	\$ 0.00
2154	Equipment - Girls Golf	\$ 0.00	\$ 0.00	\$ 0.00	\$ 0.00	\$ 0.00
2155	Lodging - Girls Golf	\$ 0.00	\$ 0.00	\$ 0.00	\$ 0.00	\$ 0.00
2156	Meals - Girls Golf	\$ 0.00	\$ 0.00	\$ 0.00	\$ 0.00	\$ 0.00
2157	Officials - Girls Golf	\$ 0.00	\$ 0.00	\$ 0.00	\$ 0.00	\$ 0.00
2158	Prof. Development - Girls Golf	\$ 0.00	\$ 0.00	\$ 0.00	\$ 0.00	\$ 0.00
2159	Scouting - Girls Golf	\$ 0.00	\$ 0.00	\$ 0.00	\$ 0.00	\$ 0.00
2160	Security - Girls Golf	\$ 0.00	\$ 0.00	\$ 0.00	\$ 0.00	\$ 0.00
2161	Transportation - Girls Golf	\$ 0.00	\$ 0.00	\$ 0.00	\$ 0.00	\$ 0.00
2162	Uniforms/Apparel - Girls Golf	\$ 0.00	\$ 0.00	\$ 0.00	\$ 0.00	\$ 0.00
2163	Misc. Expenditures - Girls Golf	\$ 0.00	\$ 0.00	\$ 0.00	\$ 0.00	\$ 0.00
2201	Awards - Girls Soccer	\$ 0.00	\$ 0.00	\$ 0.00	\$ 0.00	\$ 0.00
2202	Camps - Girls Soccer	\$ 0.00	\$ 200.00	\$ 0.00	\$ 828.58	\$ 1,028.58
2203	Entry Fees - Girls Soccer	-\$ 9,275.47	\$ 0.00	\$ 0.00	\$ 0.00	-\$ 9,275.47
2204	Equipment - Girls Soccer	\$ 0.00	\$ 0.00	\$ 0.00	\$ 0.00	\$ 0.00
2205	Lodging - Girls Soccer	\$ 0.00	\$ 0.00	\$ 0.00	\$ 0.00	\$ 0.00
2206	Meals - Girls Soccer	\$ 0.00	\$ 0.00	\$ 0.00	\$ 0.00	\$ 0.00
2207	Officials - Girls Soccer	\$ 0.00	\$ 0.00	\$ 0.00	\$ 0.00	\$ 0.00
2208	Prof. Development - Girls Soccer	\$ 0.00	\$ 0.00	\$ 0.00	\$ 0.00	\$ 0.00
2209	Scouting - Girls Soccer	\$ 0.00	\$ 0.00	\$ 0.00	\$ 0.00	\$ 0.00
2210	Security - Girls Soccer	\$ 0.00	\$ 0.00	\$ 0.00	\$ 0.00	\$ 0.00
2211	Transportation - Girls Soccer	\$ 0.00	\$ 0.00	\$ 0.00	\$ 0.00	\$ 0.00
2212	Uniforms/Apparel - Girls Soccer	\$ 0.00	\$ 0.00	\$ 0.00	\$ 0.00	\$ 0.00
2213	Misc. Expenditures - Girls Soccer	\$ 0.00	\$ 0.00	\$ 0.00	\$ 0.00	\$ 0.00
2251	Awards - Girls Swimming	\$ 0.00	\$ 0.00	\$ 0.00	\$ 0.00	\$ 0.00
2252	Camps - Girls Swimming	\$ 0.00	\$ 0.00	\$ 0.00	\$ 282.16	\$ 282.16
2253	Entry Fees - Girls Swimming	\$ 57.42	\$ 0.00	\$ 0.00	-\$ 57.42	\$ 0.00
2254	Equipment - Girls Swimming	\$ 0.00	\$ 0.00	\$ 0.00	\$ 0.00	\$ 0.00
2255	Lodging - Girls Swimming	\$ 0.00	\$ 0.00	\$ 0.00	\$ 0.00	\$ 0.00
2256	Meals - Girls Swimming	\$ 0.00	\$ 0.00	\$ 0.00	\$ 0.00	\$ 0.00
2257	Officials - Girls Swimming	\$ 0.00	\$ 0.00	\$ 0.00	\$ 0.00	\$ 0.00
2258	Prof. Development - Girls Swimming	\$ 0.00	\$ 0.00	\$ 0.00	\$ 0.00	\$ 0.00
2259	Scouting - Girls Swimming	\$ 0.00	\$ 0.00	\$ 0.00	\$ 0.00	\$ 0.00
2260	Security - Girls Swimming	\$ 0.00	\$ 0.00	\$ 0.00	\$ 0.00	\$ 0.00
2261	Transportation - Girls Swimming	\$ 0.00	\$ 0.00	\$ 0.00	\$ 0.00	\$ 0.00
2262	Uniforms/Apparel - Girls Swimming	\$ 0.00	\$ 0.00	\$ 0.00	\$ 0.00	\$ 0.00
2263	Misc. Expenditures - Girls Swimming	\$ 0.00	\$ 0.00	\$ 0.00	\$ 0.00	\$ 0.00



## Current Cash Balance

Site ID	Site Name	Sorted by Site, Group, Activity. From 07/01/2011 to 07/31/2011.				
Group ID	Group Name	Beginning Cash	Receipts	Disbursements	Adjustments	Cash Balance
Activity ID	Activity Name					
2301	Awards - Girls Tennis	\$ 0.00	\$ 0.00	\$ 0.00	\$ 0.00	\$ 0.00
2302	Camps - Girls Tennis	\$ 0.00	\$ 0.00	\$ 0.00	\$ 0.00	\$ 0.00
2303	Entry Fees - Girls Tennis	\$ 0.00	\$ 0.00	\$ 0.00	\$ 0.00	\$ 0.00
2304	Equipment - Girls Tennis	\$ 0.00	\$ 0.00	\$ 0.00	\$ 0.00	\$ 0.00
2305	Lodging - Girls Tennis	\$ 0.00	\$ 0.00	\$ 0.00	\$ 0.00	\$ 0.00
2306	Meals - Girls Tennis	\$ 0.00	\$ 0.00	\$ 0.00	\$ 0.00	\$ 0.00
2307	Officials - Girls Tennis	\$ 0.00	\$ 0.00	\$ 0.00	\$ 0.00	\$ 0.00
2308	Prof. Development - Girls Tennis	\$ 0.00	\$ 0.00	\$ 0.00	\$ 0.00	\$ 0.00
2309	Scouting - Girls Tennis	\$ 0.00	\$ 0.00	\$ 0.00	\$ 0.00	\$ 0.00
2310	Security - Girls Tennis	\$ 0.00	\$ 0.00	\$ 0.00	\$ 0.00	\$ 0.00
2311	Transportation - Girls Tennis	\$ 0.00	\$ 0.00	\$ 0.00	\$ 0.00	\$ 0.00
2312	Uniforms/Apparel - Girls Tennis	\$ 0.00	\$ 0.00	\$ 0.00	\$ 0.00	\$ 0.00
2313	Misc. Expenditures - Girls Tennis	\$ 0.00	\$ 0.00	\$ 0.00	\$ 0.00	\$ 0.00
2351	Awards - Girls Track	\$ 0.00	\$ 0.00	\$ 0.00	\$ 0.00	\$ 0.00
2352	Camps - Girls Track	\$ 0.00	\$ 0.00	\$ 0.00	\$ 1,451.37	\$ 1,451.37
2353	Entry Fees - Girls Track	-\$ 2,091.90	\$ 0.00	\$ 90.00	\$ 0.00	-\$ 2,181.90
2354	Equipment - Girls Track	\$ 0.00	\$ 0.00	\$ 0.00	\$ 0.00	\$ 0.00
2355	Lodging - Girls Track	\$ 0.00	\$ 0.00	\$ 0.00	\$ 0.00	\$ 0.00
2356	Meals - Girls Track	\$ 0.00	\$ 0.00	\$ 0.00	\$ 0.00	\$ 0.00
2357	Officials - Girls Track	\$ 0.00	\$ 0.00	\$ 0.00	\$ 0.00	\$ 0.00
2358	Prof. Development - Girls Track	\$ 0.00	\$ 0.00	\$ 0.00	\$ 0.00	\$ 0.00
2359	Scouting - Girls Track	\$ 0.00	\$ 0.00	\$ 0.00	\$ 0.00	\$ 0.00
2360	Security - Girls Track	\$ 0.00	\$ 0.00	\$ 0.00	\$ 0.00	\$ 0.00
2361	Transportation - Girls Track	\$ 0.00	\$ 0.00	\$ 0.00	\$ 0.00	\$ 0.00
2362	Uniforms/Apparel - Girls Track	\$ 0.00	\$ 0.00	\$ 0.00	\$ 0.00	\$ 0.00
2363	Misc. Expenditures - Girls Track	\$ 0.00	\$ 0.00	\$ 0.00	\$ 0.00	\$ 0.00
2401	Awards - Girls Volleyball	\$ 0.00	\$ 0.00	\$ 0.00	\$ 0.00	\$ 0.00
2402	Camps - Girls Volleyball	\$ 0.00	\$ 0.00	\$ 0.00	\$ 11,143.50	\$ 11,143.50
2403	Entry Fees - Girls Volleyball	-\$ 25,323.50	\$ 0.00	\$ 350.00	\$ 0.00	-\$ 25,673.50
2404	Equipment - Girls Volleyball	\$ 0.00	\$ 0.00	\$ 0.00	\$ 0.00	\$ 0.00
2405	Lodging - Girls Volleyball	\$ 0.00	\$ 0.00	\$ 0.00	\$ 0.00	\$ 0.00
2406	Meals - Girls Volleyball	\$ 0.00	\$ 0.00	\$ 0.00	\$ 0.00	\$ 0.00
2407	Officials - Girls Volleyball	\$ 0.00	\$ 0.00	\$ 0.00	\$ 0.00	\$ 0.00
2408	Prof. Development - Girls Volleyball	\$ 0.00	\$ 0.00	\$ 0.00	\$ 0.00	\$ 0.00
2409	Scouting - Girls Volleyball	\$ 0.00	\$ 0.00	\$ 0.00	\$ 0.00	\$ 0.00
2410	Security - Girls Volleyball	\$ 0.00	\$ 0.00	\$ 0.00	\$ 0.00	\$ 0.00
2411	Transportation - Girls Volleyball	\$ 0.00	\$ 0.00	\$ 0.00	\$ 0.00	\$ 0.00
2412	Uniforms/Apparel - Girls Volleyball	\$ 0.00	\$ 0.00	\$ 0.00	\$ 0.00	\$ 0.00
2413	Misc. Expenditures - Girls Volleyball	\$ 0.00	\$ 0.00	\$ 0.00	\$ 0.00	\$ 0.00
2451	Awards - Girls Softball	\$ 0.00	\$ 0.00	\$ 0.00	\$ 0.00	\$ 0.00
2452	Camps - Girls Softball	\$ 0.00	\$ 0.00	\$ 0.00	\$ 811.12	\$ 811.12
2453	Entry Fees - Girls Softball	-\$ 9,733.98	\$ 0.00	\$ 0.00	\$ 0.00	-\$ 9,733.98
2454	Equipment - Girls Softball	\$ 0.00	\$ 0.00	\$ 0.00	\$ 0.00	\$ 0.00
2455	Lodging - Girls Softball	\$ 0.00	\$ 0.00	\$ 0.00	\$ 0.00	\$ 0.00
2456	Meals - Girls Softball	\$ 0.00	\$ 0.00	\$ 0.00	\$ 0.00	\$ 0.00
2457	Officials - Girls Softball	\$ 0.00	\$ 0.00	\$ 0.00	\$ 0.00	\$ 0.00

## Current Cash Balance

Site ID	Site Name						
Group ID	Group Name						
Activity ID	Activity Name	Beginning Cash	Receipts	Disbursements	Adjustments	Cash Balance	
2458	Prof. Development - Girls Softball	\$ 0.00	\$ 0.00	\$ 0.00	\$ 0.00	\$ 0.00	\$ 0.00
2459	Scouting - Girls Softball	\$ 0.00	\$ 0.00	\$ 0.00	\$ 0.00	\$ 0.00	\$ 0.00
2460	Security - Girls Softball	\$ 0.00	\$ 0.00	\$ 0.00	\$ 0.00	\$ 0.00	\$ 0.00
2461	Transportation - Girls Softball	\$ 0.00	\$ 0.00	\$ 0.00	\$ 0.00	\$ 0.00	\$ 0.00
2462	Uniforms/Apparel - Girls Softball	\$ 0.00	\$ 0.00	\$ 0.00	\$ 0.00	\$ 0.00	\$ 0.00
2463	Misc. Expenditures - Girls Softball	\$ 0.00	\$ 0.00	\$ 0.00	\$ 0.00	\$ 0.00	\$ 0.00
	<b>B Totals:</b>	<b>-\$ 42,283.59</b>	<b>\$ 1,325.00</b>	<b>\$ 457.13</b>	<b>\$ 15,472.04</b>	<b>-\$ 25,943.68</b>	

## Current Cash Balance

Site ID	Site Name						Sorted by Site, Group, Activity. From 07/01/2011 to 07/31/2011.	
Group ID	Group Name							
	Activity ID	Activity Name	Beginning Cash	Receipts	Disbursements	Adjustments	Cash Balance	
C	Athletics-Boys							
	3001	Awards - Boys	\$ 0.00	\$ 0.00	\$ 0.00	\$ 0.00	\$ 0.00	
	3002	Camps - Boys	\$ 0.00	\$ 0.00	\$ 0.00	\$ 0.00	\$ 0.00	
	3004	Equipment - Boys	\$ 0.00	\$ 0.00	\$ 0.00	\$ 0.00	\$ 0.00	
	3005	Lodging - Boys	\$ 0.00	\$ 0.00	\$ 0.00	\$ 0.00	\$ 0.00	
	3006	Meals - Boys	\$ 0.00	\$ 0.00	\$ 0.00	\$ 0.00	\$ 0.00	
	3007	Officials - Boys	-\$ 36,797.26	\$ 0.00	-\$ 202.00	\$ 0.00	-\$ 36,595.26	
	3008	Prof. Development - Boys	\$ 0.00	\$ 0.00	\$ 0.00	\$ 0.00	\$ 0.00	
	3009	Scouting - Boys	\$ 0.00	\$ 0.00	\$ 0.00	\$ 0.00	\$ 0.00	
	3010	Security - Boys	\$ 0.00	\$ 0.00	\$ 0.00	\$ 0.00	\$ 0.00	
	3011	Transportation - Boys	-\$ 69,301.25	\$ 0.00	\$ 0.00	\$ 0.00	-\$ 69,301.25	
	3012	Uniforms/Apparel - Boys	-\$ 741.61	\$ 0.00	\$ 0.00	\$ 0.00	-\$ 741.61	
	3013	Misc. Expenditures - Boys	\$ 0.00	\$ 0.00	\$ 0.00	\$ 0.00	\$ 0.00	
	3051	Awards - Boys Basketball	\$ 0.00	\$ 0.00	\$ 0.00	\$ 0.00	\$ 0.00	
	3052	Camps - Boys Basketball	\$ 4,413.76	\$ 0.00	\$ 0.00	\$ 0.00	\$ 4,413.76	
	3053	Entry Fees - Boys Basketball	-\$ 7,428.38	\$ 0.00	\$ 0.00	\$ 0.00	-\$ 7,428.38	
	3054	Equipment - Boys Basketball	\$ 0.00	\$ 0.00	\$ 0.00	\$ 0.00	\$ 0.00	
	3055	Lodging - Boys Basketball	\$ 0.00	\$ 0.00	\$ 0.00	\$ 0.00	\$ 0.00	
	3056	Meals - Boys Basketball	\$ 0.00	\$ 0.00	\$ 0.00	\$ 0.00	\$ 0.00	
	3057	Officials - Boys Basketball	\$ 0.00	\$ 0.00	\$ 0.00	\$ 0.00	\$ 0.00	
	3058	Prof. Development - Boys Basketball	\$ 0.00	\$ 0.00	\$ 0.00	\$ 0.00	\$ 0.00	
	3059	Scouting - Boys Basketball	\$ 0.00	\$ 0.00	\$ 0.00	\$ 0.00	\$ 0.00	
	3060	Security - Boys Basketball	\$ 0.00	\$ 0.00	\$ 0.00	\$ 0.00	\$ 0.00	
	3061	Transportation - Boys Basketball	\$ 0.00	\$ 0.00	\$ 0.00	\$ 0.00	\$ 0.00	
	3062	Uniforms/Apparel - Boys Basketball	\$ 0.00	\$ 0.00	\$ 0.00	\$ 0.00	\$ 0.00	
	3063	Misc. Expenditures - Boys Basketball	\$ 0.00	\$ 0.00	\$ 0.00	\$ 0.00	\$ 0.00	
	3101	Awards - Boys Cross Country	\$ 0.00	\$ 0.00	\$ 0.00	\$ 0.00	\$ 0.00	
	3102	Camps - Boys Cross Country	\$ 0.00	\$ 0.00	\$ 0.00	\$ 61.41	\$ 61.41	
	3103	Entry Fees - Boys Cross Country	-\$ 1,249.58	\$ 0.00	\$ 0.00	\$ 0.00	-\$ 1,249.58	
	3104	Equipment - Boys Cross Country	\$ 0.00	\$ 0.00	\$ 0.00	\$ 0.00	\$ 0.00	
	3105	Lodging - Boys Cross Country	\$ 0.00	\$ 0.00	\$ 0.00	\$ 0.00	\$ 0.00	
	3106	Meals - Boys Cross Country	\$ 0.00	\$ 0.00	\$ 0.00	\$ 0.00	\$ 0.00	
	3107	Officials - Boys Cross Country	\$ 0.00	\$ 0.00	\$ 0.00	\$ 0.00	\$ 0.00	
	3108	Prof. Development - Boys Cross Country	\$ 0.00	\$ 0.00	\$ 0.00	\$ 0.00	\$ 0.00	
	3109	Scouting - Boys Cross Country	\$ 0.00	\$ 0.00	\$ 0.00	\$ 0.00	\$ 0.00	
	3110	Security - Boys Cross Country	\$ 0.00	\$ 0.00	\$ 0.00	\$ 0.00	\$ 0.00	
	3111	Transportation - Boys Cross Country	\$ 0.00	\$ 0.00	\$ 0.00	\$ 0.00	\$ 0.00	
	3112	Uniforms/Apparel - Boys Cross Country	\$ 0.00	\$ 0.00	\$ 0.00	\$ 0.00	\$ 0.00	
	3113	Misc. Expenditures - Boys Cross Country	\$ 0.00	\$ 0.00	\$ 0.00	\$ 0.00	\$ 0.00	
	3151	Awards - Boys Golf	\$ 0.00	\$ 0.00	\$ 0.00	\$ 0.00	\$ 0.00	
	3152	Camps - Boys Golf	\$ 0.00	\$ 0.00	\$ 0.00	\$ 821.47	\$ 821.47	
	3153	Entry Fees - Boys Golf	-\$ 6,507.84	\$ 0.00	\$ 960.00	\$ 0.00	-\$ 7,467.84	
	3154	Equipment - Boys Golf	\$ 0.00	\$ 0.00	\$ 0.00	\$ 0.00	\$ 0.00	
	3155	Lodging - Boys Golf	\$ 0.00	\$ 0.00	\$ 0.00	\$ 0.00	\$ 0.00	
	3156	Meals - Boys Golf	\$ 0.00	\$ 0.00	\$ 0.00	\$ 0.00	\$ 0.00	
	3157	Officials - Boys Golf	\$ 0.00	\$ 0.00	\$ 0.00	\$ 0.00	\$ 0.00	

## Current Cash Balance

Site ID	Site Name						Sorted by Site, Group, Activity. From 07/01/2011 to 07/31/2011.	
Group ID	Group Name	Activity ID	Activity Name	Beginning Cash	Receipts	Disbursements	Adjustments	Cash Balance
3158			Prof. Development - Boys Golf	\$ 0.00	\$ 0.00	\$ 0.00	\$ 0.00	\$ 0.00
3159			Scouting - Boys Golf	\$ 0.00	\$ 0.00	\$ 0.00	\$ 0.00	\$ 0.00
3160			Security - Boys Golf	\$ 0.00	\$ 0.00	\$ 0.00	\$ 0.00	\$ 0.00
3161			Transportation - Boys Golf	\$ 0.00	\$ 0.00	\$ 0.00	\$ 0.00	\$ 0.00
3162			Uniforms/Apparel - Boys Golf	\$ 0.00	\$ 0.00	\$ 0.00	\$ 0.00	\$ 0.00
3163			Misc. Expenditures - Boys Golf	\$ 0.00	\$ 0.00	\$ 0.00	\$ 0.00	\$ 0.00
3201			Awards - Boys Soccer	\$ 0.00	\$ 0.00	\$ 0.00	\$ 0.00	\$ 0.00
3202			Camps - Boys Soccer	\$ 0.00	\$ 0.00	\$ 0.00	\$ 39.06	\$ 39.06
3203			Entry Fees - Boys Soccer	-\$ 1,660.20	\$ 0.00	\$ 0.00	\$ 0.00	-\$ 1,660.20
3204			Equipment - Boys Soccer	\$ 0.00	\$ 0.00	\$ 0.00	\$ 0.00	\$ 0.00
3205			Lodging - Boys Soccer	\$ 0.00	\$ 0.00	\$ 0.00	\$ 0.00	\$ 0.00
3206			Meals - Boys Soccer	\$ 0.00	\$ 0.00	\$ 0.00	\$ 0.00	\$ 0.00
3207			Officials - Boys Soccer	\$ 0.00	\$ 0.00	\$ 0.00	\$ 0.00	\$ 0.00
3208			Prof. Development - Boys Soccer	\$ 0.00	\$ 0.00	\$ 0.00	\$ 0.00	\$ 0.00
3209			Scouting - Boys Soccer	\$ 0.00	\$ 0.00	\$ 0.00	\$ 0.00	\$ 0.00
3210			Security - Boys Soccer	\$ 0.00	\$ 0.00	\$ 0.00	\$ 0.00	\$ 0.00
3211			Transportation - Boys Soccer	\$ 0.00	\$ 0.00	\$ 0.00	\$ 0.00	\$ 0.00
3212			Uniforms/Apparel - Boys Soccer	\$ 0.00	\$ 0.00	\$ 0.00	\$ 0.00	\$ 0.00
3213			Misc. Expenditures - Boys Soccer	\$ 0.00	\$ 0.00	\$ 0.00	\$ 0.00	\$ 0.00
3251			Awards - Boys Swimming	\$ 0.00	\$ 0.00	\$ 0.00	\$ 0.00	\$ 0.00
3252			Camps - Boys Swimming	\$ 0.00	\$ 0.00	\$ 0.00	\$ 382.48	\$ 382.48
3253			Entry Fees - Boys Swimming	-\$ 5,516.96	\$ 0.00	\$ 0.00	-\$ 157.74	-\$ 5,674.70
3254			Equipment - Boys Swimming	\$ 0.00	\$ 0.00	\$ 0.00	\$ 0.00	\$ 0.00
3255			Lodging - Boys Swimming	\$ 0.00	\$ 0.00	\$ 0.00	\$ 0.00	\$ 0.00
3256			Meals - Boys Swimming	\$ 0.00	\$ 0.00	\$ 0.00	\$ 0.00	\$ 0.00
3257			Officials - Boys Swimming	\$ 0.00	\$ 0.00	\$ 0.00	\$ 0.00	\$ 0.00
3258			Prof. Development - Boys Swimming	\$ 0.00	\$ 0.00	\$ 0.00	\$ 0.00	\$ 0.00
3259			Scouting - Boys Swimming	\$ 0.00	\$ 0.00	\$ 0.00	\$ 0.00	\$ 0.00
3260			Security - Boys Swimming	\$ 0.00	\$ 0.00	\$ 0.00	\$ 0.00	\$ 0.00
3261			Transportation - Boys Swimming	\$ 0.00	\$ 0.00	\$ 0.00	\$ 0.00	\$ 0.00
3262			Uniforms/Apparels - Boys Swimming	\$ 0.00	\$ 0.00	\$ 0.00	\$ 0.00	\$ 0.00
3263			Misc. Expenditures - Boys Swimming	\$ 0.00	\$ 0.00	\$ 0.00	\$ 0.00	\$ 0.00
3301			Awards - Boys Tennis	\$ 0.00	\$ 0.00	\$ 0.00	\$ 0.00	\$ 0.00
3302			Camps - Boys Tennis	\$ 0.00	\$ 0.00	\$ 0.00	\$ 0.00	\$ 0.00
3303			Entry Fees - Boys Tennis	-\$ 2,416.84	\$ 0.00	\$ 0.00	\$ 0.00	-\$ 2,416.84
3304			Equipment - Boys Tennis	\$ 0.00	\$ 0.00	\$ 0.00	\$ 0.00	\$ 0.00
3305			Lodging - Boys Tennis	\$ 0.00	\$ 0.00	\$ 0.00	\$ 0.00	\$ 0.00
3306			Meals - Boys Tennis	\$ 0.00	\$ 0.00	\$ 0.00	\$ 0.00	\$ 0.00
3307			Officials - Boys Tennis	\$ 0.00	\$ 0.00	\$ 0.00	\$ 0.00	\$ 0.00
3308			Prof. Development - Boys Tennis	\$ 0.00	\$ 0.00	\$ 0.00	\$ 0.00	\$ 0.00
3309			Scouting - Boys Tennis	\$ 0.00	\$ 0.00	\$ 0.00	\$ 0.00	\$ 0.00
3310			Security - Boys Tennis	\$ 0.00	\$ 0.00	\$ 0.00	\$ 0.00	\$ 0.00
3311			Transportation - Boys Tennis	\$ 0.00	\$ 0.00	\$ 0.00	\$ 0.00	\$ 0.00
3312			Uniforms/Apparel - Boys Tennis	\$ 0.00	\$ 0.00	\$ 0.00	\$ 0.00	\$ 0.00
3313			Misc. Expenditures - Boys Tennis	\$ 0.00	\$ 0.00	\$ 0.00	\$ 0.00	\$ 0.00
3351			Awards - Boys Track	\$ 0.00	\$ 0.00	\$ 0.00	\$ 0.00	\$ 0.00

## Current Cash Balance

Site ID	Site Name	Sorted by Site, Group, Activity.				
Group ID	Group Name	From 07/01/2011 to 07/31/2011.				
Activity ID	Activity Name	Beginning Cash	Receipts	Disbursements	Adjustments	Cash Balance
3352	Camps - Boys Track	\$ 0.00	\$ 0.00	\$ 0.00	\$ 8.78	\$ 8.78
3353	Entry Fees - Boys Track	-\$ 1,708.52	\$ 0.00	\$ 0.00	\$ 0.00	-\$ 1,708.52
3354	Equipment - Boys Track	\$ 0.00	\$ 0.00	\$ 0.00	\$ 0.00	\$ 0.00
3355	Lodging - Boys Track	\$ 0.00	\$ 0.00	\$ 0.00	\$ 0.00	\$ 0.00
3356	Meals - Boys Track	\$ 0.00	\$ 0.00	\$ 0.00	\$ 0.00	\$ 0.00
3357	Officials - Boys Track	\$ 0.00	\$ 0.00	\$ 0.00	\$ 0.00	\$ 0.00
3358	Prof. Development - Boys Track	\$ 0.00	\$ 0.00	\$ 0.00	\$ 0.00	\$ 0.00
3359	Scouting - Boys Track	\$ 0.00	\$ 0.00	\$ 0.00	\$ 0.00	\$ 0.00
3360	Security - Boys Track	\$ 0.00	\$ 0.00	\$ 0.00	\$ 0.00	\$ 0.00
3361	Transportation - Boys Track	\$ 0.00	\$ 0.00	\$ 0.00	\$ 0.00	\$ 0.00
3362	Uniforms/Apparel - Boys Track	\$ 0.00	\$ 0.00	\$ 0.00	\$ 0.00	\$ 0.00
3363	Misc. Expenditures - Boys Track	\$ 0.00	\$ 0.00	\$ 0.00	\$ 0.00	\$ 0.00
3451	Awards - Boys Baseball	\$ 0.00	\$ 0.00	\$ 0.00	\$ 0.00	\$ 0.00
3452	Camps - Boys Baseball	-\$ 35.00	\$ 0.00	\$ 1,296.86	\$ 4,907.70	\$ 3,575.84
3453	Entry Fees - Boys Baseball	-\$ 24,745.66	\$ 0.00	\$ 10,575.33	\$ 0.00	-\$ 35,320.99
3454	Equipment - Boys Baseball	\$ 0.00	\$ 0.00	\$ 0.00	\$ 0.00	\$ 0.00
3455	Lodging - Boys Baseball	\$ 0.00	\$ 0.00	\$ 0.00	\$ 0.00	\$ 0.00
3456	Meals - Boys Baseball	\$ 0.00	\$ 0.00	\$ 0.00	\$ 0.00	\$ 0.00
3457	Officials - Boys Baseball	\$ 0.00	\$ 0.00	\$ 0.00	\$ 0.00	\$ 0.00
3458	Prof. Development - Boys Baseball	\$ 0.00	\$ 0.00	\$ 0.00	\$ 0.00	\$ 0.00
3459	Scouting - Boys Baseball	\$ 0.00	\$ 0.00	\$ 0.00	\$ 0.00	\$ 0.00
3460	Security - Boys Baseball	\$ 0.00	\$ 0.00	\$ 0.00	\$ 0.00	\$ 0.00
3461	Transportation - Boys Baseball	\$ 0.00	\$ 0.00	\$ 0.00	\$ 0.00	\$ 0.00
3462	Uniforms/Apparel - Boys Baseball	\$ 0.00	\$ 0.00	\$ 0.00	\$ 0.00	\$ 0.00
3463	Misc. Expenditures - Boys Baseball	\$ 0.00	\$ 0.00	\$ 0.00	\$ 0.00	\$ 0.00
3501	Awards - Boys Football	\$ 0.00	\$ 0.00	\$ 0.00	\$ 0.00	\$ 0.00
3502	Camps - Boys Football	\$ 0.00	\$ 0.00	\$ 0.00	\$ 303.42	\$ 303.42
3503	Entry Fees - Boys Football	\$ 0.00	\$ 0.00	\$ 0.00	\$ 0.00	\$ 0.00
3504	Equipment - Boys Football	\$ 0.00	\$ 0.00	\$ 0.00	\$ 0.00	\$ 0.00
3505	Lodging - Boys Football	\$ 0.00	\$ 0.00	\$ 0.00	\$ 0.00	\$ 0.00
3506	Meals - Boys Football	\$ 0.00	\$ 0.00	\$ 0.00	\$ 0.00	\$ 0.00
3507	Officials - Boys Football	\$ 0.00	\$ 0.00	\$ 0.00	\$ 0.00	\$ 0.00
3508	Prof. Development - Boys Football	\$ 0.00	\$ 0.00	\$ 0.00	\$ 0.00	\$ 0.00
3509	Scouting - Boys Football	\$ 0.00	\$ 0.00	\$ 0.00	\$ 0.00	\$ 0.00
3510	Security - Boys Football	\$ 0.00	\$ 0.00	\$ 0.00	\$ 0.00	\$ 0.00
3511	Transportation - Boys Football	\$ 0.00	\$ 0.00	\$ 0.00	\$ 0.00	\$ 0.00
3512	Uniforms/Apparel - Boys Football	\$ 0.00	\$ 0.00	\$ 0.00	\$ 0.00	\$ 0.00
3513	Misc Expenditures-Boys Football	\$ 0.00	\$ 0.00	\$ 0.00	\$ 0.00	\$ 0.00
3515	Misc. Expenditures - Boys Football	-\$ 28,022.49	\$ 0.00	\$ 0.00	\$ 0.00	-\$ 28,022.49
3551	Awards - Boys Wrestling	\$ 0.00	\$ 0.00	\$ 0.00	\$ 0.00	\$ 0.00
3552	Camps - Boys Wrestling	\$ 0.00	\$ 0.00	\$ 515.69	\$ 2,902.18	\$ 2,386.49
3553	Entry Fees - Boys Wrestling	-\$ 7,023.78	\$ 0.00	\$ 0.00	\$ 0.00	-\$ 7,023.78
3554	Equipment - Boys Wrestling	\$ 0.00	\$ 0.00	\$ 0.00	\$ 0.00	\$ 0.00
3555	Lodging - Boys Wrestling	\$ 0.00	\$ 0.00	\$ 0.00	\$ 0.00	\$ 0.00
3556	Meals - Boys Wrestling	\$ 0.00	\$ 0.00	\$ 0.00	\$ 0.00	\$ 0.00
3557	Officials - Boys Wrestling	\$ 0.00	\$ 0.00	\$ 0.00	\$ 0.00	\$ 0.00

## Current Cash Balance

Site ID	Site Name						Sorted by Site, Group, Activity. From 07/01/2011 to 07/31/2011.
Group ID	Group Name						
Activity ID	Activity Name	Beginning Cash	Receipts	Disbursements	Adjustments	Cash Balance	
3558	Prof. Development - Boys Wrestling	\$ 0.00	\$ 0.00	\$ 0.00	\$ 0.00	\$ 0.00	
3559	Scouting - Boys Wrestling	\$ 0.00	\$ 0.00	\$ 0.00	\$ 0.00	\$ 0.00	
3560	Security - Boys Wrestling	\$ 0.00	\$ 0.00	\$ 0.00	\$ 0.00	\$ 0.00	
3561	Transportation - Boys Wrestling	\$ 0.00	\$ 0.00	\$ 0.00	\$ 0.00	\$ 0.00	
3562	Uniforms/Apparel - Boys Wrestling	\$ 0.00	\$ 0.00	\$ 0.00	\$ 0.00	\$ 0.00	
3563	Misc. Expenditures - Boys Wrestling	\$ 0.00	\$ 0.00	\$ 0.00	\$ 0.00	\$ 0.00	
	C Totals:	<u>-\$ 188,741.61</u>	<u>\$ 0.00</u>	<u>\$ 13,145.88</u>	<u>\$ 9,268.76</u>	<u>-\$ 192,618.73</u>	

## Current Cash Balance

Site ID	Site Name						Sorted by Site, Group, Activity. From 07/01/2011 to 07/31/2011.	
Group ID	Group Name							
	Activity ID	Activity Name	Beginning Cash	Receipts	Disbursements	Adjustments	Cash Balance	
D	CLUBS AND ORGANIZATIONS							
	4010	40 Assets	\$ 229.20	\$ 0.00	\$ 0.00	\$ 0.00	\$ 229.20	
	4030	Amnesty International	\$ 518.60	\$ 0.00	\$ 0.00	\$ 0.00	\$ 518.60	
	4040	Art	\$ 1,438.87	\$ 0.00	\$ 0.00	\$ 0.00	\$ 1,438.87	
	4050	Astronomy Club	\$ 99.65	\$ 0.00	\$ 0.00	\$ 0.00	\$ 99.65	
	4060	Band	-\$ 7,717.35	\$ 1,825.00	\$ 227.13	\$ 18,086.92	\$ 11,967.44	
	4110	Cheerleading	\$ 19,555.67	\$ 105.00	\$ 4,945.16	-\$ 13,825.60	\$ 889.91	
	4115	Uniforms-Cheer/Dance	\$ 0.00	\$ 3,160.11	\$ 4,012.00	\$ 16,667.00	\$ 15,815.11	
	4120	Chemistry Club	\$ 68.50	\$ 0.00	\$ 0.00	\$ 0.00	\$ 68.50	
	4130	Chess Club	\$ 838.08	\$ 0.00	\$ 0.00	\$ 0.00	\$ 838.08	
	4140	Choir	\$ 12,543.22	\$ 525.00	\$ 6,700.00	-\$ 6,368.22	\$ 0.00	
	4190	Dance Club	-\$ 2,863.39	\$ 132.95	\$ 611.21	\$ 4,284.00	\$ 942.35	
	4200	Debate Team	-\$ 1,804.43	\$ 0.00	\$ 0.00	\$ 2,255.90	\$ 451.47	
	4210	DECA	-\$ 5,372.20	\$ 0.00	\$ 0.00	\$ 0.00	-\$ 5,372.20	
	4220	Drama Club	\$ 4,245.67	\$ 0.00	\$ 544.06	\$ 0.00	\$ 3,701.61	
	4230	Environmental Club	\$ 1,484.64	\$ 0.00	\$ 0.00	\$ 0.00	\$ 1,484.64	
	4250	FCCLA	\$ 4,629.00	\$ 0.00	\$ 0.00	\$ 0.00	\$ 4,629.00	
	4260	FCS Club	\$ 5,343.15	\$ 0.00	\$ 0.00	\$ 0.00	\$ 5,343.15	
	4280	Flag Group	\$ 843.45	\$ 0.00	\$ 0.00	\$ 0.00	\$ 843.45	
	4290	Forensics	-\$ 4,462.94	\$ 0.00	\$ 0.00	\$ 14,547.44	\$ 10,084.50	
	4310	French Club	\$ 410.61	\$ 0.00	\$ 0.00	\$ 0.00	\$ 410.61	
	4330	Garden Club	\$ 0.00	\$ 0.00	\$ 0.00	\$ 0.00	\$ 0.00	
	4340	German Club	\$ 161.73	\$ 0.00	\$ 0.00	\$ 0.00	\$ 161.73	
	4360	History Club	-\$ 2,708.94	\$ 0.00	-\$ 9.41	\$ 2,646.00	-\$ 53.53	
	4370	Industrial Arts	\$ 3,802.71	\$ 0.00	\$ 0.00	\$ 0.00	\$ 3,802.71	
	4390	Intramurals	\$ 9.64	\$ 0.00	\$ 0.00	\$ 0.00	\$ 9.64	
	4400	Japanese Club	\$ 0.00	\$ 0.00	\$ 0.00	\$ 0.00	\$ 0.00	
	4410	Junior Class	\$ 26,625.61	\$ 0.00	\$ 295.57	\$ 0.00	\$ 26,330.04	
	4430	Latin Club	-\$ 323.52	\$ 0.00	\$ 0.00	\$ 0.00	-\$ 323.52	
	4460	Literary Magazine	\$ 1,282.18	\$ 0.00	\$ 0.00	\$ 0.00	\$ 1,282.18	
	4480	Mascot Team	\$ 241.35	\$ 0.00	\$ 0.00	\$ 0.00	\$ 241.35	
	4490	M-Club	\$ 1,090.20	\$ 0.00	\$ 4.73	\$ 0.00	\$ 1,085.47	
	4500	Music	\$ 1,640.00	\$ 0.00	\$ 0.00	\$ 0.00	\$ 1,640.00	
	4510	National Honor Society	\$ 2,053.88	\$ 77.00	-\$ 4.31	\$ 0.00	\$ 2,135.19	
	4520	Newspaper	\$ 584.92	\$ 85.00	\$ 0.00	\$ 0.00	\$ 669.92	
	4530	Orchestra	\$ 108.97	\$ 115.00	\$ 0.00	\$ 0.00	\$ 223.97	
	4540	Other Clubs	\$ 474.07	\$ 0.00	\$ 56.00	\$ 0.00	\$ 418.07	
	4570	Play Production	\$ 0.00	\$ 0.00	\$ 0.00	\$ 0.00	\$ 0.00	
	4630	Science Club	\$ 0.00	\$ 0.00	\$ 0.00	\$ 0.00	\$ 0.00	
	4640	Senior Class	\$ 18,828.34	\$ 0.00	\$ 0.00	-\$ 15,400.62	\$ 3,427.72	
	4645	Show Choir	\$ 0.00	\$ 4,620.00	\$ 790.96	\$ 13,087.11	\$ 16,916.15	
	4650	Skills USA	\$ 6,315.52	\$ 0.00	\$ 0.00	\$ 0.00	\$ 6,315.52	
	4660	Spanish Club	\$ 237.60	\$ 0.00	\$ 0.00	\$ 0.00	\$ 237.60	
	4680	Speech Club	-\$ 7,094.93	\$ 0.00	\$ 0.00	\$ 7,094.93	\$ 0.00	
	4690	Spirit Shop	\$ 17,625.67	\$ 0.00	\$ 438.95	\$ 0.00	\$ 17,186.72	
	4710	Student Council	\$ 28,018.42	\$ 0.00	\$ 0.00	\$ 0.00	\$ 28,018.42	

## Current Cash Balance

Site ID	Site Name						Sorted by Site, Group, Activity. From 07/01/2011 to 07/31/2011.
Group ID	Group Name						
Activity ID	Activity Name	Beginning Cash	Receipts	Disbursements	Adjustments	Cash Balance	
4730	VIA	\$ 1,462.17	\$ 0.00	-\$ 10.47	\$ 0.00	\$ 1,472.64	
4770	Yearbook	\$ 1,875.33	\$ 330.00	\$ 0.00	\$ 0.00	\$ 2,205.33	
	D	Totals:	\$ 132,338.92	\$ 10,975.06	\$ 18,601.58	\$ 43,074.86	\$ 167,787.26
E	ADMINISTRATIVE CUSTODIAL						
5010	After Prom	\$ 4.31	\$ 0.00	\$ 0.00	\$ 0.00	\$ 4.31	
5020	Fines	\$ 0.00	\$ 746.01	\$ 138.26	\$ 13,896.21	\$ 14,503.96	
5025	Fines - Library Book	\$ 13,738.80	\$ 157.41	\$ 0.00	-\$ 13,896.21	\$ 0.00	
5060	Hospitality	\$ 2,265.23	\$ 0.00	-\$ 25.00	\$ 0.00	\$ 2,290.23	
5070	Library	\$ 1,674.38	\$ 0.00	\$ 0.00	\$ 0.00	\$ 1,674.38	
5100	Other Adm Custodial	\$ 9,950.43	\$ 0.00	\$ 25.00	-\$ 9,925.43	\$ 0.00	
5120	P.E.	\$ 6,849.63	\$ 2.00	\$ 0.00	\$ 0.00	\$ 6,851.63	
5130	Parking	\$ 6,913.40	\$ 0.00	\$ 906.51	\$ 0.00	\$ 6,006.89	
5140	PayBac	\$ 500.00	\$ 0.00	\$ 0.00	\$ 0.00	\$ 500.00	
5150	Pool Maintenance	\$ 4,451.28	\$ 0.00	\$ 0.00	\$ 0.00	\$ 4,451.28	
5160	PSAT Exam	-\$ 592.30	\$ 0.00	\$ 0.00	\$ 0.00	-\$ 592.30	
5175	Student Scholarships	\$ 226.31	\$ 0.00	\$ 0.00	\$ 0.00	\$ 226.31	
5180	Teacher Fund/Grants	\$ 0.00	\$ 0.00	\$ 0.00	\$ 8,445.61	\$ 8,445.61	
5190	Transcripts	\$ 2,027.28	\$ 5.00	\$ 112.00	\$ 0.00	\$ 1,920.28	
5220	Site Improvements	\$ 7.33	\$ 0.00	\$ 0.00	\$ 0.00	\$ 7.33	
	E	Totals:	\$ 48,016.08	\$ 910.42	\$ 1,156.77	-\$ 1,479.82	\$ 46,289.91
Q	STUDENT FEE FUND						
7160	Participation Fees - Athletics	\$ 60,595.00	\$ 0.00	\$ 0.00	\$ 0.00	\$ 60,595.00	
7170	Participation Fees - Clubs & Orgs	\$ 3,754.70	\$ 0.00	\$ 0.00	\$ 0.00	\$ 3,754.70	
7190	Field Trips	-\$ 4,736.07	\$ 0.00	\$ 0.00	\$ 0.00	-\$ 4,736.07	
	Q	Totals:	\$ 59,613.63	\$ 0.00	\$ 0.00	\$ 0.00	\$ 59,613.63
R	AP/IB EXAMS						
8010	AP Exams	\$ 17,601.59	\$ 0.00	\$ 0.00	\$ 0.00	\$ 17,601.59	
8020	IB Exams	\$ 2,308.28	\$ 0.00	\$ 0.00	\$ 0.00	\$ 2,308.28	
	R	Totals:	\$ 19,909.87	\$ 0.00	\$ 0.00	\$ 0.00	\$ 19,909.87



## Current Cash Balance

Site ID	Site Name	Sorted by Site, Group, Activity.				
Group ID	Group Name	From 07/01/2011 to 07/31/2011.				
Activity ID	Activity Name	Beginning Cash	Receipts	Disbursements	Adjustments	Cash Balance
S	ATHLETIC					
9010	Gate Receipts	\$ 91,107.20	\$ 0.00	\$ 0.00	\$ 0.00	\$ 91,107.20
9030	Concessions	-\$ 12,820.85	\$ 0.00	\$ 0.00	-\$ 300.00	-\$ 13,120.85
9040	Tickets	\$ 18,345.00	\$ 0.00	\$ 0.00	\$ 0.00	\$ 18,345.00
9050	Athletic-General	\$ 5,322.04	\$ 400.00	\$ 1,786.00	-\$ 1,856.00	\$ 2,080.04
9060	Athletic Director	\$ 0.00	\$ 0.00	\$ 0.00	\$ 0.00	\$ 0.00
9070	Miscellaneous Receipts	\$ 72.91	\$ 0.00	\$ 0.00	\$ 0.00	\$ 72.91
9080	Fundraising-Athletic	\$ 24,780.80	\$ 35.00	\$ 75.00	-\$ 24,740.80	\$ 0.00
9090	Strength & Conditioning	\$ 0.00	\$ 0.00	\$ 0.00	\$ 0.00	\$ 0.00
9100	Athletic Training	-\$ 4,158.20	\$ 0.00	\$ 0.00	\$ 0.00	-\$ 4,158.20
9110	Activities	\$ 0.00	\$ 0.00	\$ 825.00	-\$ 7,125.40	-\$ 7,950.40
9120	Booster Contributions-Girls	\$ 0.00	\$ 0.00	\$ 0.00	\$ 0.00	\$ 0.00
9130	Booster Contributions-Boys	\$ 0.00	\$ 0.00	\$ 0.00	\$ 0.00	\$ 0.00
	S Totals:	\$ 122,648.90	\$ 435.00	\$ 2,686.00	-\$ 34,022.20	\$ 86,375.70
	NHS Totals:	\$ 72,713.87	\$ 13,774.08	\$ 41,921.85	\$ 0.00	\$ 44,566.10

## Current Cash Balance

Site ID	Site Name						Sorted by Site, Group, Activity. From 07/01/2011 to 07/31/2011.	
Group ID	Group Name						Adjustments	Cash Balance
	Activity ID	Activity Name	Beginning Cash	Receipts	Disbursements			
SHS	Millard South High School							
A	ACTIVITY GENERAL							
	1010	General Admin	\$ 6,513.05	\$ 295.34	\$ 290.08	-\$ 6,780.39	-\$ 262.08	
	1025	Savings	\$ 0.00	\$ 0.00	\$ 0.00	\$ 0.00	\$ 0.00	
	1030	Staff Vending	\$ 2,347.52	\$ 0.00	\$ 0.00	\$ 0.00	\$ 2,347.52	
	1035	Student Vending	\$ 91,567.00	\$ 0.00	\$ 0.00	-\$ 91,567.00	\$ 0.00	
	1040	Donations	\$ 0.00	\$ 0.00	\$ 0.00	\$ 0.00	\$ 0.00	
	1050	Projects/Support	-\$ 4,347.32	\$ 0.00	\$ 201.03	\$ 4,548.35	\$ 0.00	
	1060	Public Relations	-\$ 1,006.51	\$ 0.00	\$ 0.00	\$ 1,006.51	\$ 0.00	
	1070	Start Up Cash	-\$ 500.00	\$ 0.00	\$ 0.00	\$ 0.00	-\$ 500.00	
	1090	Other Revenue	\$ 0.00	\$ 0.00	\$ 0.00	\$ 0.00	\$ 0.00	
	1100	Damage & Loss Property	\$ 0.00	\$ 0.00	\$ 0.00	\$ 0.00	\$ 0.00	
	1110	Extracurr Transportation	-\$ 21,258.51	\$ 0.00	\$ 1,526.97	\$ 22,785.48	\$ 0.00	
	1120	Equipment Replacement/Repair	-\$ 273.00	\$ 0.00	\$ 0.00	\$ 273.00	\$ 0.00	
	1130	Building Maintenance	-\$ 605.00	\$ 0.00	\$ 55.00	\$ 660.00	\$ 0.00	
	1140	Student Recognition Incentive	-\$ 1,284.03	\$ 0.00	\$ 0.00	\$ 1,284.03	\$ 0.00	
	1150	Capital Outlay	\$ 73,711.54	\$ 0.00	\$ 0.00	-\$ 25,445.69	\$ 48,265.85	
	1160	Personnel Support	-\$ 7,154.01	\$ 0.00	\$ 0.00	\$ 7,154.01	\$ 0.00	
	1170	Wellness	\$ 136.11	\$ 0.00	\$ 0.00	\$ 0.00	\$ 136.11	
		<b>A Totals:</b>	<b>\$ 137,846.84</b>	<b>\$ 295.34</b>	<b>\$ 2,073.08</b>	<b>-\$ 86,081.70</b>	<b>\$ 49,987.40</b>	
B	Athletics-Girls							
	2001	Awards - Girls	\$ 0.00	\$ 0.00	\$ 0.00	\$ 0.00	\$ 0.00	
	2002	Camps - Girls	\$ 0.00	\$ 0.00	\$ 0.00	\$ 0.00	\$ 0.00	
	2003	Entry Fees - Girls	\$ 0.00	\$ 0.00	\$ 0.00	\$ 0.00	\$ 0.00	
	2004	Equipment - Girls	\$ 0.00	\$ 0.00	\$ 0.00	\$ 0.00	\$ 0.00	
	2005	Lodging - Girls	\$ 0.00	\$ 0.00	\$ 0.00	\$ 0.00	\$ 0.00	
	2006	Meals - Girls	\$ 0.00	\$ 0.00	\$ 0.00	\$ 0.00	\$ 0.00	
	2007	Officials - Girls	\$ 0.00	\$ 0.00	\$ 0.00	\$ 0.00	\$ 0.00	
	2008	Prof Devel - Girls	\$ 0.25	\$ 0.00	\$ 0.00	\$ 0.00	\$ 0.25	
	2009	Scouting - Girls	\$ 0.00	\$ 0.00	\$ 0.00	\$ 0.00	\$ 0.00	
	2010	Security - Girls	\$ 0.00	\$ 0.00	\$ 0.00	\$ 0.00	\$ 0.00	
	2011	Transportation - Girls	\$ 0.00	\$ 0.00	\$ 0.00	\$ 0.00	\$ 0.00	
	2012	Uniforms/Apparel - Girls	\$ 0.00	\$ 0.00	\$ 0.00	\$ 0.00	\$ 0.00	
	2013	Misc. Expenditures - Girls	\$ 0.00	\$ 0.00	\$ 0.00	\$ 0.00	\$ 0.00	
	2051	Awards - Girls Basketball	\$ 0.00	\$ 0.00	\$ 0.00	\$ 0.00	\$ 0.00	
	2052	Camps - Girls Basketball	\$ 1,519.62	\$ 0.00	\$ 0.00	\$ 0.00	\$ 1,519.62	
	2053	Entry Fees - Girls Basketball	-\$ 11,985.19	\$ 0.00	\$ 0.00	\$ 11,985.19	\$ 0.00	
	2054	Equipment - Girls Basketball	\$ 0.00	\$ 0.00	\$ 0.00	\$ 0.00	\$ 0.00	
	2055	Lodging - Girls Basketball	\$ 0.00	\$ 0.00	\$ 0.00	\$ 0.00	\$ 0.00	
	2056	Meals - Girls Basketball	\$ 0.00	\$ 0.00	\$ 0.00	\$ 0.00	\$ 0.00	
	2057	Officials - Girls Basketball	\$ 0.00	\$ 0.00	\$ 0.00	\$ 0.00	\$ 0.00	
	2058	Prof. Development - Girls Basketball	\$ 0.00	\$ 0.00	\$ 0.00	\$ 0.00	\$ 0.00	
	2059	Scouting - Girls Basketball	\$ 0.00	\$ 0.00	\$ 0.00	\$ 0.00	\$ 0.00	
	2060	Security - Girls Basketball	\$ 0.00	\$ 0.00	\$ 0.00	\$ 0.00	\$ 0.00	

## Current Cash Balance

Site ID	Site Name	Sorted by Site, Group, Activity. From 07/01/2011 to 07/31/2011.				
Group ID	Group Name	Beginning Cash	Receipts	Disbursements	Adjustments	Cash Balance
Activity ID	Activity Name					
2061	Transportation - Girls Basketball	\$ 0.00	\$ 0.00	\$ 0.00	\$ 0.00	\$ 0.00
2062	Uniforms/Apparel - Girls Basketball	\$ 0.00	\$ 0.00	\$ 0.00	\$ 0.00	\$ 0.00
2063	Misc. Expenditures - Girls Basketball	\$ 0.00	\$ 0.00	\$ 0.00	\$ 0.00	\$ 0.00
2101	Awards - Girls Cross Country	\$ 0.00	\$ 0.00	\$ 0.00	\$ 0.00	\$ 0.00
2102	Camps - Girls Cross Country	\$ 0.00	\$ 0.00	\$ 0.00	\$ 0.00	\$ 0.00
2103	Entry Fees - Girls Cross Country	-\$ 1,029.51	\$ 0.00	\$ 0.00	\$ 1,029.51	\$ 0.00
2104	Equipment - Girls Cross Country	\$ 0.00	\$ 0.00	\$ 0.00	\$ 0.00	\$ 0.00
2105	Lodging - Girls Cross Country	\$ 0.00	\$ 0.00	\$ 0.00	\$ 0.00	\$ 0.00
2106	Meals - Girls Cross Country	\$ 0.00	\$ 0.00	\$ 0.00	\$ 0.00	\$ 0.00
2107	Officials - Girls Cross Country	\$ 0.00	\$ 0.00	\$ 0.00	\$ 0.00	\$ 0.00
2108	Prof. Development - Girls Cross Country	\$ 0.00	\$ 0.00	\$ 0.00	\$ 0.00	\$ 0.00
2109	Scouting - Girls Cross Country	\$ 0.00	\$ 0.00	\$ 0.00	\$ 0.00	\$ 0.00
2110	Security - Girls Cross Country	\$ 0.00	\$ 0.00	\$ 0.00	\$ 0.00	\$ 0.00
2111	Transportation - Girls Cross Country	\$ 0.00	\$ 0.00	\$ 0.00	\$ 0.00	\$ 0.00
2112	Uniforms/Apparel - Girls Cross Country	\$ 0.00	\$ 0.00	\$ 0.00	\$ 0.00	\$ 0.00
2113	Misc. Expenditures - Girls Cross Country	\$ 0.00	\$ 0.00	\$ 0.00	\$ 0.00	\$ 0.00
2151	Awards - Girls Golf	\$ 0.00	\$ 0.00	\$ 0.00	\$ 0.00	\$ 0.00
2152	Camps - Girls Golf	\$ 0.00	\$ 0.00	\$ 0.00	\$ 0.00	\$ 0.00
2153	Entry Fees - Girls Golf	-\$ 2,582.10	\$ 0.00	\$ 0.00	\$ 2,582.10	\$ 0.00
2154	Equipment - Girls Golf	\$ 0.00	\$ 0.00	\$ 0.00	\$ 0.00	\$ 0.00
2155	Lodging - Girls Golf	\$ 0.00	\$ 0.00	\$ 0.00	\$ 0.00	\$ 0.00
2156	Meals - Girls Golf	\$ 0.00	\$ 0.00	\$ 0.00	\$ 0.00	\$ 0.00
2157	Officials - Girls Golf	\$ 0.00	\$ 0.00	\$ 0.00	\$ 0.00	\$ 0.00
2158	Prof. Development - Girls Golf	\$ 0.00	\$ 0.00	\$ 0.00	\$ 0.00	\$ 0.00
2159	Scouting - Girls Golf	\$ 0.00	\$ 0.00	\$ 0.00	\$ 0.00	\$ 0.00
2160	Security - Girls Golf	\$ 0.00	\$ 0.00	\$ 0.00	\$ 0.00	\$ 0.00
2161	Transportation - Girls Golf	\$ 0.00	\$ 0.00	\$ 0.00	\$ 0.00	\$ 0.00
2162	Uniforms/Apparel - Girls Golf	\$ 0.00	\$ 0.00	\$ 0.00	\$ 0.00	\$ 0.00
2163	Misc. Expenditures - Girls Golf	\$ 0.00	\$ 0.00	\$ 0.00	\$ 0.00	\$ 0.00
2201	Awards - Girls Soccer	\$ 0.00	\$ 0.00	\$ 0.00	\$ 0.00	\$ 0.00
2202	Camps - Girls Soccer	\$ 430.71	\$ 0.00	\$ 0.00	\$ 140.00	\$ 570.71
2203	Entry Fees - Girls Soccer	-\$ 3,748.77	\$ 0.00	\$ 0.00	\$ 3,748.77	\$ 0.00
2204	Equipment - Girls Soccer	\$ 0.00	\$ 0.00	\$ 0.00	\$ 0.00	\$ 0.00
2205	Lodging - Girls Soccer	\$ 0.00	\$ 0.00	\$ 0.00	\$ 0.00	\$ 0.00
2206	Meals - Girls Soccer	\$ 0.00	\$ 0.00	\$ 0.00	\$ 0.00	\$ 0.00
2207	Officials - Girls Soccer	\$ 0.00	\$ 0.00	\$ 0.00	\$ 0.00	\$ 0.00
2208	Prof. Development - Girls Soccer	\$ 0.00	\$ 0.00	\$ 0.00	\$ 0.00	\$ 0.00
2209	Scouting - Girls Soccer	\$ 0.00	\$ 0.00	\$ 0.00	\$ 0.00	\$ 0.00
2210	Security - Girls Soccer	\$ 0.00	\$ 0.00	\$ 0.00	\$ 0.00	\$ 0.00
2211	Transportation - Girls Soccer	\$ 0.00	\$ 0.00	\$ 0.00	\$ 0.00	\$ 0.00
2212	Uniforms/Apparel - Girls Soccer	\$ 0.00	\$ 0.00	\$ 0.00	\$ 0.00	\$ 0.00
2213	Misc. Expenditures - Girls Soccer	\$ 0.00	\$ 0.00	\$ 0.00	\$ 0.00	\$ 0.00
2251	Awards - Girls Swimming	\$ 0.00	\$ 0.00	\$ 0.00	\$ 0.00	\$ 0.00
2252	Camps - Girls Swimming	\$ 0.00	\$ 0.00	\$ 0.00	\$ 0.00	\$ 0.00
2253	Entry Fees - Girls Swimming	-\$ 3,552.65	\$ 0.00	\$ 0.00	\$ 3,552.65	\$ 0.00
2254	Equipment - Girls Swimming	\$ 0.00	\$ 0.00	\$ 0.00	\$ 0.00	\$ 0.00

## Current Cash Balance

Site ID	Site Name	Sorted by Site, Group, Activity.				
Group ID	Group Name	From 07/01/2011 to 07/31/2011.				
Activity ID	Activity Name	Beginning Cash	Receipts	Disbursements	Adjustments	Cash Balance
2255	Lodging - Girls Swimming	\$ 0.00	\$ 0.00	\$ 0.00	\$ 0.00	\$ 0.00
2256	Meals - Girls Swimming	\$ 0.00	\$ 0.00	\$ 0.00	\$ 0.00	\$ 0.00
2257	Officials - Girls Swimming	\$ 0.00	\$ 0.00	\$ 0.00	\$ 0.00	\$ 0.00
2258	Prof. Development - Girls Swimming	\$ 0.00	\$ 0.00	\$ 0.00	\$ 0.00	\$ 0.00
2259	Scouting - Girls Swimming	\$ 0.00	\$ 0.00	\$ 0.00	\$ 0.00	\$ 0.00
2260	Security - Girls Swimming	\$ 0.00	\$ 0.00	\$ 0.00	\$ 0.00	\$ 0.00
2261	Transportation - Girls Swimming	\$ 0.00	\$ 0.00	\$ 0.00	\$ 0.00	\$ 0.00
2262	Uniforms/Apparel - Girls Swimming	\$ 0.00	\$ 0.00	\$ 0.00	\$ 0.00	\$ 0.00
2263	Misc. Expenditures - Girls Swimming	\$ 0.00	\$ 0.00	\$ 0.00	\$ 0.00	\$ 0.00
2301	Awards - Girls Tennis	\$ 0.00	\$ 0.00	\$ 0.00	\$ 0.00	\$ 0.00
2302	Camps - Girls Tennis	\$ 0.00	\$ 0.00	\$ 0.00	\$ 0.00	\$ 0.00
2303	Entry Fees - Girls Tennis	-\$ 1,553.06	\$ 0.00	\$ 0.00	\$ 1,553.06	\$ 0.00
2304	Equipment - Girls Tennis	\$ 0.00	\$ 0.00	\$ 0.00	\$ 0.00	\$ 0.00
2305	Lodging - Girls Tennis	\$ 0.00	\$ 0.00	\$ 0.00	\$ 0.00	\$ 0.00
2306	Meals - Girls Tennis	\$ 0.00	\$ 0.00	\$ 0.00	\$ 0.00	\$ 0.00
2307	Officials - Girls Tennis	\$ 0.00	\$ 0.00	\$ 0.00	\$ 0.00	\$ 0.00
2308	Prof. Development - Girls Tennis	\$ 0.00	\$ 0.00	\$ 0.00	\$ 0.00	\$ 0.00
2309	Scouting - Girls Tennis	\$ 0.00	\$ 0.00	\$ 0.00	\$ 0.00	\$ 0.00
2310	Security - Girls Tennis	\$ 0.00	\$ 0.00	\$ 0.00	\$ 0.00	\$ 0.00
2311	Transportation - Girls Tennis	\$ 0.00	\$ 0.00	\$ 0.00	\$ 0.00	\$ 0.00
2312	Uniforms/Apparel - Girls Tennis	\$ 0.00	\$ 0.00	\$ 0.00	\$ 0.00	\$ 0.00
2313	Misc. Expenditures - Girls Tennis	\$ 0.00	\$ 0.00	\$ 0.00	\$ 0.00	\$ 0.00
2351	Awards - Girls Track	\$ 0.00	\$ 0.00	\$ 0.00	\$ 0.00	\$ 0.00
2352	Camps - Girls Track	\$ 0.00	\$ 0.00	\$ 0.00	\$ 0.00	\$ 0.00
2353	Entry Fees - Girls Track	-\$ 8,772.18	\$ 20.00	\$ 324.68	\$ 9,076.86	\$ 0.00
2354	Equipment - Girls Track	\$ 0.00	\$ 0.00	\$ 0.00	\$ 0.00	\$ 0.00
2355	Lodging - Girls Track	\$ 0.00	\$ 0.00	\$ 0.00	\$ 0.00	\$ 0.00
2356	Meals - Girls Track	\$ 0.00	\$ 0.00	\$ 0.00	\$ 0.00	\$ 0.00
2357	Officials - Girls Track	\$ 0.00	\$ 0.00	\$ 0.00	\$ 0.00	\$ 0.00
2358	Prof. Development - Girls Track	\$ 0.00	\$ 0.00	\$ 0.00	\$ 0.00	\$ 0.00
2359	Scouting - Girls Track	\$ 0.00	\$ 0.00	\$ 0.00	\$ 0.00	\$ 0.00
2360	Security - Girls Track	\$ 0.00	\$ 0.00	\$ 0.00	\$ 0.00	\$ 0.00
2361	Transportation - Girls Track	\$ 0.00	\$ 0.00	\$ 0.00	\$ 0.00	\$ 0.00
2362	Uniforms/Apparel - Girls Track	\$ 0.00	\$ 0.00	\$ 0.00	\$ 0.00	\$ 0.00
2363	Misc. Expenditures - Girls Track	\$ 0.00	\$ 0.00	\$ 0.00	\$ 0.00	\$ 0.00
2401	Awards - Girls Volleyball	\$ 0.00	\$ 0.00	\$ 0.00	\$ 0.00	\$ 0.00
2402	Camps - Girls Volleyball	\$ 3,532.54	\$ 840.00	\$ 2,958.47	-\$ 460.00	\$ 954.07
2403	Entry Fees - Girls Volleyball	-\$ 31,461.68	\$ 0.00	\$ 0.00	\$ 31,461.68	\$ 0.00
2404	Equipment - Girls Volleyball	\$ 0.00	\$ 0.00	\$ 0.00	\$ 0.00	\$ 0.00
2405	Lodging - Girls Volleyball	\$ 0.00	\$ 0.00	\$ 0.00	\$ 0.00	\$ 0.00
2406	Meals - Girls Volleyball	\$ 0.00	\$ 0.00	\$ 0.00	\$ 0.00	\$ 0.00
2407	Officials - Girls Volleyball	\$ 0.00	\$ 0.00	\$ 0.00	\$ 0.00	\$ 0.00
2408	Prof. Development - Girls Volleyball	\$ 0.00	\$ 0.00	\$ 0.00	\$ 0.00	\$ 0.00
2409	Scouting - Girls Volleyball	\$ 0.00	\$ 0.00	\$ 0.00	\$ 0.00	\$ 0.00
2410	Security - Girls Volleyball	\$ 0.00	\$ 0.00	\$ 0.00	\$ 0.00	\$ 0.00
2411	Transportation - Girls Volleyball	\$ 0.00	\$ 0.00	\$ 0.00	\$ 0.00	\$ 0.00

## Current Cash Balance

Site ID	Site Name	Sorted by Site, Group, Activity. From 07/01/2011 to 07/31/2011.				
Group ID	Group Name	Beginning Cash	Receipts	Disbursements	Adjustments	Cash Balance
Activity ID	Activity Name					
2412	Uniforms/Apparel - Girls Volleyball	\$ 0.00	\$ 0.00	\$ 0.00	\$ 0.00	\$ 0.00
2413	Misc. Expenditures - Girls Volleyball	\$ 0.00	\$ 0.00	\$ 0.00	\$ 0.00	\$ 0.00
2451	Awards - Girls Softball	\$ 0.00	\$ 0.00	\$ 0.00	\$ 0.00	\$ 0.00
2452	Camps - Girls Softball	\$ 3,135.91	\$ 270.00	\$ 575.10	\$ 320.00	\$ 3,150.81
2453	Entry Fees - Girls Softball	-\$ 15,278.21	\$ 0.00	\$ 0.00	\$ 15,278.21	\$ 0.00
2454	Equipment - Girls Softball	\$ 0.00	\$ 0.00	\$ 0.00	\$ 0.00	\$ 0.00
2455	Lodging - Girls Softball	\$ 0.00	\$ 0.00	\$ 0.00	\$ 0.00	\$ 0.00
2456	Meals - Girls Softball	\$ 0.00	\$ 0.00	\$ 0.00	\$ 0.00	\$ 0.00
2457	Officials - Girls Softball	\$ 0.00	\$ 0.00	\$ 0.00	\$ 0.00	\$ 0.00
2458	Prof. Development - Girls Softball	\$ 0.00	\$ 0.00	\$ 0.00	\$ 0.00	\$ 0.00
2459	Scouting - Girls Softball	\$ 0.00	\$ 0.00	\$ 0.00	\$ 0.00	\$ 0.00
2460	Security - Girls Softball	\$ 0.00	\$ 0.00	\$ 0.00	\$ 0.00	\$ 0.00
2461	Transportation - Girls Softball	\$ 0.00	\$ 0.00	\$ 0.00	\$ 0.00	\$ 0.00
2462	Uniforms/Apparel - Girls Softball	\$ 0.00	\$ 0.00	\$ 0.00	\$ 0.00	\$ 0.00
2463	Misc. Expenditures - Girls Softball	\$ 0.00	\$ 0.00	\$ 0.00	\$ 0.00	\$ 0.00
<b>B Totals:</b>		<b>-\$ 71,344.32</b>	<b>\$ 1,130.00</b>	<b>\$ 3,858.25</b>	<b>\$ 80,268.03</b>	<b>\$ 6,195.46</b>

## Current Cash Balance

Site ID	Site Name	Sorted by Site, Group, Activity.					
Group ID	Group Name	From 07/01/2011 to 07/31/2011.					
	Activity ID	Activity Name	Beginning Cash	Receipts	Disbursements	Adjustments	Cash Balance
C	Athletics-Boys						
	3001	Awards - Boys	\$ 0.00	\$ 0.00	\$ 0.00	\$ 0.00	\$ 0.00
	3002	Camps - Boys	\$ 0.00	\$ 0.00	\$ 0.00	\$ 0.00	\$ 0.00
	3003	Entry Fees - Boys	-\$ 17,447.20	\$ 0.00	\$ 920.00	\$ 18,367.20	\$ 0.00
	3004	Equipment - Boys	\$ 0.00	\$ 0.00	\$ 0.00	\$ 0.00	\$ 0.00
	3005	Lodging - Boys	\$ 0.00	\$ 0.00	\$ 0.00	\$ 0.00	\$ 0.00
	3006	Meals - Boys	\$ 0.00	\$ 0.00	\$ 0.00	\$ 0.00	\$ 0.00
	3007	Officials - Boys	\$ 0.00	\$ 0.00	\$ 0.00	\$ 0.00	\$ 0.00
	3008	Prof. Development - Boys	\$ 0.00	\$ 0.00	\$ 0.00	\$ 0.00	\$ 0.00
	3009	Scouting - Boys	\$ 0.00	\$ 0.00	\$ 0.00	\$ 0.00	\$ 0.00
	3010	Security - Boys	\$ 0.00	\$ 0.00	\$ 0.00	\$ 0.00	\$ 0.00
	3011	Transportation - Boys	-\$ 53,691.63	\$ 0.00	\$ 1,119.00	\$ 54,810.63	\$ 0.00
	3012	Uniforms/Apparel - Boys	\$ 0.00	\$ 0.00	\$ 0.00	\$ 0.00	\$ 0.00
	3013	Misc. Expenditures - Boys	\$ 0.00	\$ 0.00	\$ 0.00	\$ 0.00	\$ 0.00
	3051	Awards - Boys Basketball	\$ 0.00	\$ 0.00	\$ 0.00	\$ 0.00	\$ 0.00
	3052	Camps - Boys Basketball	\$ 3,648.57	\$ 0.00	\$ 0.00	\$ 0.00	\$ 3,648.57
	3053	Entry Fees - Boys Basketball	-\$ 12,201.38	\$ 0.00	\$ 0.00	\$ 12,201.38	\$ 0.00
	3054	Equipment - Boys Basketball	\$ 0.00	\$ 0.00	\$ 0.00	\$ 0.00	\$ 0.00
	3055	Lodging - Boys Basketball	\$ 0.00	\$ 0.00	\$ 0.00	\$ 0.00	\$ 0.00
	3056	Meals - Boys Basketball	\$ 0.00	\$ 0.00	\$ 0.00	\$ 0.00	\$ 0.00
	3057	Officials - Boys Basketball	\$ 0.00	\$ 0.00	\$ 0.00	\$ 0.00	\$ 0.00
	3058	Prof. Development - Boys Basketball	\$ 0.00	\$ 0.00	\$ 0.00	\$ 0.00	\$ 0.00
	3059	Scouting - Boys Basketball	\$ 0.00	\$ 0.00	\$ 0.00	\$ 0.00	\$ 0.00
	3060	Security - Boys Basketball	\$ 0.00	\$ 0.00	\$ 0.00	\$ 0.00	\$ 0.00
	3061	Transportation - Boys Basketball	\$ 0.00	\$ 0.00	\$ 0.00	\$ 0.00	\$ 0.00
	3062	Uniforms/Apparel - Boys Basketball	\$ 0.00	\$ 0.00	\$ 0.00	\$ 0.00	\$ 0.00
	3063	Misc. Expenditures - Boys Basketball	\$ 0.00	\$ 0.00	\$ 0.00	\$ 0.00	\$ 0.00
	3101	Awards - Boys Cross Country	\$ 0.00	\$ 0.00	\$ 0.00	\$ 0.00	\$ 0.00
	3102	Camps - Boys Cross Country	\$ 0.00	\$ 0.00	\$ 0.00	\$ 0.00	\$ 0.00
	3103	Entry Fees - Boys Cross Country	-\$ 208.57	\$ 0.00	\$ 0.00	\$ 208.57	\$ 0.00
	3104	Equipment - Boys Cross Country	\$ 0.00	\$ 0.00	\$ 0.00	\$ 0.00	\$ 0.00
	3105	Lodging - Boys Cross Country	\$ 0.00	\$ 0.00	\$ 0.00	\$ 0.00	\$ 0.00
	3106	Meals - Boys Cross Country	\$ 0.00	\$ 0.00	\$ 0.00	\$ 0.00	\$ 0.00
	3107	Officials - Boys Cross Country	\$ 0.00	\$ 0.00	\$ 0.00	\$ 0.00	\$ 0.00
	3108	Prof. Development - Boys Cross Country	\$ 0.00	\$ 0.00	\$ 0.00	\$ 0.00	\$ 0.00
	3109	Scouting - Boys Cross Country	\$ 0.00	\$ 0.00	\$ 0.00	\$ 0.00	\$ 0.00
	3110	Security - Boys Cross Country	\$ 0.00	\$ 0.00	\$ 0.00	\$ 0.00	\$ 0.00
	3111	Transportation - Boys Cross Country	\$ 0.00	\$ 0.00	\$ 0.00	\$ 0.00	\$ 0.00
	3112	Uniforms/Apparel - Boys Cross Country	\$ 0.00	\$ 0.00	\$ 0.00	\$ 0.00	\$ 0.00
	3113	Misc. Expenditures - Boys Cross Country	\$ 0.00	\$ 0.00	\$ 0.00	\$ 0.00	\$ 0.00
	3151	Awards - Boys Golf	\$ 0.00	\$ 0.00	\$ 0.00	\$ 0.00	\$ 0.00
	3152	Camps - Boys Golf	\$ 0.00	\$ 0.00	\$ 0.00	\$ 0.00	\$ 0.00
	3153	Entry Fees - Boys Golf	-\$ 4,131.31	\$ 0.00	\$ 0.00	\$ 4,131.31	\$ 0.00
	3154	Equipment - Boys Golf	\$ 0.00	\$ 0.00	\$ 0.00	\$ 0.00	\$ 0.00
	3155	Lodging - Boys Golf	\$ 0.00	\$ 0.00	\$ 0.00	\$ 0.00	\$ 0.00
	3156	Meals - Boys Golf	\$ 0.00	\$ 0.00	\$ 0.00	\$ 0.00	\$ 0.00

## Current Cash Balance

Site ID	Site Name						Sorted by Site, Group, Activity. From 07/01/2011 to 07/31/2011.	
Group ID	Group Name	Activity ID	Activity Name	Beginning Cash	Receipts	Disbursements	Adjustments	Cash Balance
3157			Officials - Boys Golf	\$ 0.00	\$ 0.00	\$ 0.00	\$ 0.00	\$ 0.00
3158			Prof. Development - Boys Golf	\$ 0.00	\$ 0.00	\$ 0.00	\$ 0.00	\$ 0.00
3159			Scouting - Boys Golf	\$ 0.00	\$ 0.00	\$ 0.00	\$ 0.00	\$ 0.00
3160			Security - Boys Golf	\$ 0.00	\$ 0.00	\$ 0.00	\$ 0.00	\$ 0.00
3161			Transportation - Boys Golf	\$ 0.00	\$ 0.00	\$ 0.00	\$ 0.00	\$ 0.00
3162			Uniforms/Apparel - Boys Golf	\$ 0.00	\$ 0.00	\$ 0.00	\$ 0.00	\$ 0.00
3163			Misc. Expenditures - Boys Golf	\$ 0.00	\$ 0.00	\$ 0.00	\$ 0.00	\$ 0.00
3201			Awards - Boys Soccer	\$ 0.00	\$ 0.00	\$ 0.00	\$ 0.00	\$ 0.00
3202			Camps - Boys Soccer	\$ 43.87	\$ 0.00	\$ 0.00	\$ 0.00	\$ 43.87
3203			Entry Fees - Boys Soccer	-\$ 2,983.60	\$ 0.00	\$ 0.00	\$ 2,983.60	\$ 0.00
3204			Equipment - Boys Soccer	\$ 0.00	\$ 0.00	\$ 0.00	\$ 0.00	\$ 0.00
3205			Lodging - Boys Soccer	\$ 0.00	\$ 0.00	\$ 0.00	\$ 0.00	\$ 0.00
3206			Meals - Boys Soccer	\$ 0.00	\$ 0.00	\$ 0.00	\$ 0.00	\$ 0.00
3207			Officials - Boys Soccer	\$ 0.00	\$ 0.00	\$ 0.00	\$ 0.00	\$ 0.00
3208			Prof. Development - Boys Soccer	\$ 0.00	\$ 0.00	\$ 0.00	\$ 0.00	\$ 0.00
3209			Scouting - Boys Soccer	\$ 0.00	\$ 0.00	\$ 0.00	\$ 0.00	\$ 0.00
3210			Security - Boys Soccer	\$ 0.00	\$ 0.00	\$ 0.00	\$ 0.00	\$ 0.00
3211			Transportation - Boys Soccer	\$ 0.00	\$ 0.00	\$ 0.00	\$ 0.00	\$ 0.00
3212			Uniforms/Apparel - Boys Soccer	\$ 0.00	\$ 0.00	\$ 0.00	\$ 0.00	\$ 0.00
3213			Misc. Expenditures - Boys Soccer	\$ 0.00	\$ 0.00	\$ 0.00	\$ 0.00	\$ 0.00
3251			Awards - Boys Swimming	\$ 0.00	\$ 0.00	\$ 0.00	\$ 0.00	\$ 0.00
3252			Camps - Boys Swimming	\$ 0.00	\$ 0.00	\$ 0.00	\$ 0.00	\$ 0.00
3253			Entry Fees - Boys Swimming	-\$ 3,487.92	\$ 0.00	\$ 0.00	\$ 3,487.92	\$ 0.00
3254			Equipment - Boys Swimming	\$ 0.00	\$ 0.00	\$ 0.00	\$ 0.00	\$ 0.00
3255			Lodging - Boys Swimming	\$ 0.00	\$ 0.00	\$ 0.00	\$ 0.00	\$ 0.00
3256			Meals - Boys Swimming	\$ 0.00	\$ 0.00	\$ 0.00	\$ 0.00	\$ 0.00
3257			Officials - Boys Swimming	\$ 0.00	\$ 0.00	\$ 0.00	\$ 0.00	\$ 0.00
3258			Prof. Development - Boys Swimming	\$ 0.00	\$ 0.00	\$ 0.00	\$ 0.00	\$ 0.00
3259			Scouting - Boys Swimming	\$ 0.00	\$ 0.00	\$ 0.00	\$ 0.00	\$ 0.00
3260			Security - Boys Swimming	\$ 0.00	\$ 0.00	\$ 0.00	\$ 0.00	\$ 0.00
3261			Transportation - Boys Swimming	\$ 0.00	\$ 0.00	\$ 0.00	\$ 0.00	\$ 0.00
3262			Uniforms/Apparels - Boys Swimming	\$ 0.00	\$ 0.00	\$ 0.00	\$ 0.00	\$ 0.00
3263			Misc. Expenditures - Boys Swimming	\$ 0.00	\$ 0.00	\$ 0.00	\$ 0.00	\$ 0.00
3301			Awards - Boys Tennis	\$ 0.00	\$ 0.00	\$ 0.00	\$ 0.00	\$ 0.00
3302			Camps - Boys Tennis	\$ 0.00	\$ 0.00	\$ 0.00	\$ 0.00	\$ 0.00
3303			Entry Fees - Boys Tennis	-\$ 1,458.95	\$ 0.00	\$ 0.00	\$ 1,458.95	\$ 0.00
3304			Equipment - Boys Tennis	\$ 0.00	\$ 0.00	\$ 0.00	\$ 0.00	\$ 0.00
3305			Lodging - Boys Tennis	\$ 0.00	\$ 0.00	\$ 0.00	\$ 0.00	\$ 0.00
3306			Meals - Boys Tennis	\$ 0.00	\$ 0.00	\$ 0.00	\$ 0.00	\$ 0.00
3307			Officials - Boys Tennis	\$ 0.00	\$ 0.00	\$ 0.00	\$ 0.00	\$ 0.00
3308			Prof. Development - Boys Tennis	\$ 0.00	\$ 0.00	\$ 0.00	\$ 0.00	\$ 0.00
3309			Scouting - Boys Tennis	\$ 0.00	\$ 0.00	\$ 0.00	\$ 0.00	\$ 0.00
3310			Security - Boys Tennis	\$ 0.00	\$ 0.00	\$ 0.00	\$ 0.00	\$ 0.00
3311			Transportation - Boys Tennis	\$ 0.00	\$ 0.00	\$ 0.00	\$ 0.00	\$ 0.00
3312			Uniforms/Apparel - Boys Tennis	\$ 0.00	\$ 0.00	\$ 0.00	\$ 0.00	\$ 0.00
3313			Misc. Expenditures - Boys Tennis	\$ 0.00	\$ 0.00	\$ 0.00	\$ 0.00	\$ 0.00

## Current Cash Balance

Site ID	Site Name	Sorted by Site, Group, Activity. From 07/01/2011 to 07/31/2011.				
Group ID	Group Name	Beginning Cash	Receipts	Disbursements	Adjustments	Cash Balance
Activity ID	Activity Name					
3351	Awards - Boys Track	\$ 0.00	\$ 0.00	\$ 0.00	\$ 0.00	\$ 0.00
3352	Camps - Boys Track	\$ 0.00	\$ 0.00	\$ 0.00	\$ 0.00	\$ 0.00
3353	Entry Fees - Boys Track	-\$ 4,147.74	\$ 0.00	\$ 0.00	\$ 4,147.74	\$ 0.00
3354	Equipment - Boys Track	\$ 0.00	\$ 0.00	\$ 0.00	\$ 0.00	\$ 0.00
3355	Lodging - Boys Track	\$ 0.00	\$ 0.00	\$ 0.00	\$ 0.00	\$ 0.00
3356	Meals - Boys Track	\$ 0.00	\$ 0.00	\$ 0.00	\$ 0.00	\$ 0.00
3357	Officials - Boys Track	\$ 0.00	\$ 0.00	\$ 0.00	\$ 0.00	\$ 0.00
3358	Prof. Development - Boys Track	\$ 0.00	\$ 0.00	\$ 0.00	\$ 0.00	\$ 0.00
3359	Scouting - Boys Track	\$ 0.00	\$ 0.00	\$ 0.00	\$ 0.00	\$ 0.00
3360	Security - Boys Track	\$ 0.00	\$ 0.00	\$ 0.00	\$ 0.00	\$ 0.00
3361	Transportation - Boys Track	\$ 0.00	\$ 0.00	\$ 0.00	\$ 0.00	\$ 0.00
3362	Uniforms/Apparel - Boys Track	\$ 0.00	\$ 0.00	\$ 0.00	\$ 0.00	\$ 0.00
3363	Misc. Expenditures - Boys Track	\$ 0.00	\$ 0.00	\$ 0.00	\$ 0.00	\$ 0.00
3451	Awards - Boys Baseball	\$ 0.00	\$ 0.00	\$ 0.00	\$ 0.00	\$ 0.00
3452	Camps - Boys Baseball	-\$ 2,924.35	\$ 0.00	\$ 0.00	\$ 0.00	-\$ 2,924.35
3453	Entry Fees - Boys Baseball	-\$ 29,200.54	\$ 45.00	\$ 0.00	\$ 29,155.54	\$ 0.00
3454	Equipment - Boys Baseball	\$ 0.00	\$ 0.00	\$ 0.00	\$ 0.00	\$ 0.00
3455	Lodging - Boys Baseball	\$ 0.00	\$ 0.00	\$ 0.00	\$ 0.00	\$ 0.00
3456	Meals - Boys Baseball	\$ 0.00	\$ 0.00	\$ 0.00	\$ 0.00	\$ 0.00
3457	Officials - Boys Baseball	\$ 0.00	\$ 0.00	\$ 0.00	\$ 0.00	\$ 0.00
3458	Prof. Development - Boys Baseball	\$ 0.00	\$ 0.00	\$ 0.00	\$ 0.00	\$ 0.00
3459	Scouting - Boys Baseball	\$ 0.00	\$ 0.00	\$ 0.00	\$ 0.00	\$ 0.00
3460	Security - Boys Baseball	\$ 0.00	\$ 0.00	\$ 0.00	\$ 0.00	\$ 0.00
3461	Transportation - Boys Baseball	\$ 0.00	\$ 0.00	\$ 0.00	\$ 0.00	\$ 0.00
3462	Uniforms/Apparel - Boys Baseball	\$ 0.00	\$ 0.00	\$ 0.00	\$ 0.00	\$ 0.00
3463	Misc. Expenditures - Boys Baseball	\$ 0.00	\$ 0.00	\$ 0.00	\$ 0.00	\$ 0.00
3501	Awards - Boys Football	\$ 0.00	\$ 0.00	\$ 0.00	\$ 0.00	\$ 0.00
3502	Camps - Boys Football	\$ 7,019.40	\$ 4,420.00	\$ 363.27	\$ 0.00	\$ 11,076.13
3503	Entry Fees - Boys Football	\$ 0.00	\$ 0.00	\$ 0.00	\$ 0.00	\$ 0.00
3504	Equipment - Boys Football	\$ 0.00	\$ 0.00	\$ 0.00	\$ 0.00	\$ 0.00
3505	Lodging - Boys Football	\$ 0.00	\$ 0.00	\$ 0.00	\$ 0.00	\$ 0.00
3506	Meals - Boys Football	\$ 0.00	\$ 0.00	\$ 0.00	\$ 0.00	\$ 0.00
3507	Officials - Boys Football	\$ 0.00	\$ 0.00	\$ 0.00	\$ 0.00	\$ 0.00
3508	Prof. Development - Boys Football	\$ 0.00	\$ 0.00	\$ 0.00	\$ 0.00	\$ 0.00
3509	Scouting - Boys Football	\$ 0.00	\$ 0.00	\$ 0.00	\$ 0.00	\$ 0.00
3510	Security - Boys Football	\$ 0.00	\$ 0.00	\$ 0.00	\$ 0.00	\$ 0.00
3511	Transportation - Boys Football	\$ 0.00	\$ 0.00	\$ 0.00	\$ 0.00	\$ 0.00
3512	Uniforms/Apparel - Boys Football	\$ 0.00	\$ 0.00	\$ 0.00	\$ 0.00	\$ 0.00
3513	Misc Expenditures-Boys Football	\$ 0.00	\$ 0.00	\$ 0.00	\$ 0.00	\$ 0.00
3515	Misc. Expenditures - Boys Football	-\$ 41,511.68	\$ 0.00	\$ 0.00	\$ 41,511.68	\$ 0.00
3551	Awards - Boys Wrestling	\$ 0.00	\$ 0.00	\$ 0.00	\$ 0.00	\$ 0.00
3552	Camps - Boys Wrestling	\$ 0.00	\$ 0.00	\$ 0.00	\$ 0.00	\$ 0.00
3553	Entry Fees - Boys Wrestling	-\$ 6,521.06	\$ 0.00	\$ 0.00	\$ 6,521.06	\$ 0.00
3554	Equipment - Boys Wrestling	\$ 0.00	\$ 0.00	\$ 0.00	\$ 0.00	\$ 0.00
3555	Lodging - Boys Wrestling	\$ 0.00	\$ 0.00	\$ 0.00	\$ 0.00	\$ 0.00
3556	Meals - Boys Wrestling	\$ 0.00	\$ 0.00	\$ 0.00	\$ 0.00	\$ 0.00



## Current Cash Balance

Site ID	Site Name						
Group ID	Group Name						
Activity ID	Activity Name	Beginning Cash	Receipts	Disbursements	Adjustments	Cash Balance	
3557	Officials - Boys Wrestling	\$ 0.00	\$ 0.00	\$ 0.00	\$ 0.00	\$ 0.00	\$ 0.00
3558	Prof. Development - Boys Wrestling	\$ 0.00	\$ 0.00	\$ 0.00	\$ 0.00	\$ 0.00	\$ 0.00
3559	Scouting - Boys Wrestling	\$ 0.00	\$ 0.00	\$ 0.00	\$ 0.00	\$ 0.00	\$ 0.00
3560	Security - Boys Wrestling	\$ 0.00	\$ 0.00	\$ 0.00	\$ 0.00	\$ 0.00	\$ 0.00
3561	Transportation - Boys Wrestling	\$ 0.00	\$ 0.00	\$ 0.00	\$ 0.00	\$ 0.00	\$ 0.00
3562	Uniforms/Apparel - Boys Wrestling	\$ 0.00	\$ 0.00	\$ 0.00	\$ 0.00	\$ 0.00	\$ 0.00
3563	Misc. Expenditures - Boys Wrestling	\$ 0.00	\$ 0.00	\$ 0.00	\$ 0.00	\$ 0.00	\$ 0.00
	C Totals:	<u>-\$ 169,204.09</u>	<u>\$ 4,465.00</u>	<u>\$ 2,402.27</u>	<u>\$ 178,985.58</u>	<u>\$ 11,844.22</u>	

## Current Cash Balance

Site ID	Site Name						Sorted by Site, Group, Activity. From 07/01/2011 to 07/31/2011.	
Group ID	Group Name							
	Activity ID	Activity Name	Beginning Cash	Receipts	Disbursements	Adjustments	Cash Balance	
D	CLUBS AND ORGANIZATIONS							
	4010	40 Assets	\$ 2,728.66	\$ 0.00	\$ 0.00	\$ 0.00	\$ 2,728.66	
	4020	Academic Awards	-\$ 6,271.07	\$ 0.00	\$ 0.00	\$ 6,271.07	\$ 0.00	
	4040	Art	\$ 32.26	\$ 0.00	\$ 0.00	\$ 0.00	\$ 32.26	
	4055	Athletic Trainers Club	-\$ 245.95	\$ 0.00	\$ 0.00	\$ 245.95	\$ 0.00	
	4060	Band	\$ 5,252.09	\$ 9,426.33	\$ 9,091.94	\$ 4,946.28	\$ 10,532.76	
	4110	Cheerleading	\$ 12,713.45	\$ 13,936.23	\$ 792.00	\$ 0.00	\$ 25,857.68	
	4115	Uniforms-Cheer/Dance	\$ 0.00	\$ 0.00	\$ 0.00	\$ 0.00	\$ 0.00	
	4130	Chess Club	\$ 39.10	\$ 0.00	\$ 0.00	\$ 0.00	\$ 39.10	
	4140	Choir	\$ 510.59	\$ 0.00	\$ 125.00	\$ 1,513.20	\$ 1,898.79	
	4160	Construction	\$ 195.90	\$ 0.00	\$ 122.50	\$ 0.00	\$ 73.40	
	4180	Culinary Competition	\$ 0.00	\$ 0.00	\$ 0.00	\$ 0.00	\$ 0.00	
	4190	Dance Club	-\$ 5,703.85	\$ 2,726.33	\$ 46.50	\$ 0.00	-\$ 3,024.02	
	4200	Debate Team	\$ 1,211.80	\$ 0.00	\$ 324.84	\$ 0.00	\$ 886.96	
	4210	DECA	-\$ 10,405.64	\$ 0.00	\$ 47.74	\$ 0.00	-\$ 10,453.38	
	4215	Diversity Club	\$ 0.00	\$ 0.00	\$ 0.00	\$ 0.00	\$ 0.00	
	4220	Drama Club	-\$ 704.62	\$ 0.00	\$ 0.00	\$ 0.00	-\$ 704.62	
	4230	Environmental Club	\$ 5,254.17	\$ 0.00	\$ 0.00	\$ 0.00	\$ 5,254.17	
	4240	Fashion Merchandising	\$ 5.08	\$ 0.00	\$ 0.00	\$ 0.00	\$ 5.08	
	4250	FCCLA	\$ 224.97	\$ 0.00	\$ 0.00	\$ 0.00	\$ 224.97	
	4260	FCS Club	\$ 16.50	\$ 0.00	\$ 0.00	\$ 0.00	\$ 16.50	
	4290	Forensics	-\$ 932.22	\$ 0.00	\$ 162.42	\$ 4,597.25	\$ 3,502.61	
	4300	Foundation	\$ 117.41	\$ 0.00	\$ 0.00	\$ 0.00	\$ 117.41	
	4310	French Club	\$ 752.92	\$ 0.00	\$ 0.00	\$ 0.00	\$ 752.92	
	4320	Future Educators	-\$ 12.56	\$ 0.00	\$ 0.00	\$ 0.00	-\$ 12.56	
	4330	Garden Club	\$ 0.00	\$ 0.00	\$ 0.00	\$ 0.00	\$ 0.00	
	4340	German Club	\$ 555.76	\$ 0.00	\$ 0.00	\$ 0.00	\$ 555.76	
	4350	Graphics	\$ 5.00	\$ 0.00	\$ 0.00	\$ 0.00	\$ 5.00	
	4365	HOSA	-\$ 119.48	\$ 0.00	\$ 0.00	\$ 0.00	-\$ 119.48	
	4380	International Club	\$ 66.67	\$ 0.00	\$ 0.00	\$ 0.00	\$ 66.67	
	4390	Intramurals	\$ 89.23	\$ 0.00	\$ 0.00	\$ 0.00	\$ 89.23	
	4410	Junior Class	-\$ 3.50	\$ 0.00	\$ 0.00	\$ 0.00	-\$ 3.50	
	4450	LEO Club	-\$ 3.57	\$ 0.00	\$ 0.00	\$ 3.57	\$ 0.00	
	4460	Literary Magazine	\$ 826.14	\$ 0.00	\$ 0.00	\$ 0.00	\$ 826.14	
	4470	Manufacturing	\$ 1,054.93	\$ 0.00	\$ 0.00	\$ 0.00	\$ 1,054.93	
	4510	National Honor Society	\$ 6,406.13	\$ 0.00	\$ 0.00	\$ 0.00	\$ 6,406.13	
	4520	Newspaper	\$ 7,203.46	\$ 0.00	\$ 0.00	\$ 0.00	\$ 7,203.46	
	4530	Orchestra	\$ 5,599.98	\$ 0.00	\$ 100.00	-\$ 204.48	\$ 5,295.50	
	4550	Patriot Photo	\$ 578.78	\$ 0.00	\$ 47.78	\$ 0.00	\$ 531.00	
	4570	Play Production	\$ 3,072.83	\$ 0.00	\$ 152.00	\$ 740.00	\$ 3,660.83	
	4640	Senior Class	\$ 2,059.05	\$ 0.00	\$ 0.00	\$ 0.00	\$ 2,059.05	
	4645	Show Choir	\$ 0.00	\$ 0.00	\$ 0.00	\$ 0.00	\$ 0.00	
	4650	Skills USA	\$ 19.35	\$ 0.00	\$ 0.00	\$ 0.00	\$ 19.35	
	4660	Spanish Club	\$ 112.30	\$ 0.00	\$ 0.00	\$ 0.00	\$ 112.30	
	4685	Squashfest	\$ 4,597.25	\$ 0.00	\$ 0.00	-\$ 4,597.25	\$ 0.00	
	4690	Spirit Shop	\$ 0.00	\$ 0.00	\$ 0.00	\$ 0.00	\$ 0.00	

## Current Cash Balance

Site ID	Site Name						Sorted by Site, Group, Activity. From 07/01/2011 to 07/31/2011.	
Group ID	Group Name	Activity ID	Activity Name	Beginning Cash	Receipts	Disbursements	Adjustments	Cash Balance
		4695	STARS	\$ 0.00	\$ 0.00	\$ 0.00	\$ 0.00	\$ 0.00
		4710	Student Council	\$ 6,344.70	\$ 1,052.09	\$ 2,035.76	\$ 0.00	\$ 5,361.03
		4760	World Language	\$ 387.33	\$ 0.00	\$ 0.00	\$ 0.00	\$ 387.33
		4770	Yearbook	\$ 21,191.62	\$ 0.00	\$ 0.00	\$ 0.00	\$ 21,191.62
			D Totals:	\$ 64,822.95	\$ 27,140.98	\$ 13,048.48	\$ 13,515.59	\$ 92,431.04
E	ADMINISTRATIVE CUSTODIAL							
		5010	After Prom	\$ 0.00	\$ 0.00	\$ 0.00	\$ 0.00	\$ 0.00
		5020	Fines	\$ 16,921.17	\$ 793.00	\$ 0.00	\$ 0.00	\$ 17,714.17
		5025	Fines - Library Book	\$ 728.16	\$ 0.00	\$ 0.00	\$ 0.00	\$ 728.16
		5030	Counseling Center	\$ 264.53	\$ 0.00	\$ 150.00	\$ 0.00	\$ 114.53
		5040	Fundraising-General	\$ 6,255.00	\$ 0.00	\$ 0.00	-\$ 6,255.00	\$ 0.00
		5060	Hospitality	\$ 517.27	\$ 0.00	\$ 388.63	\$ 0.00	\$ 128.64
		5070	Library	\$ 84.34	\$ 0.00	\$ 0.00	\$ 0.00	\$ 84.34
		5097	New Frontier	\$ 564.45	\$ 0.00	\$ 0.00	\$ 0.00	\$ 564.45
		5100	Other Adm Custodial	\$ 7.64	\$ 0.00	\$ 0.00	\$ 0.00	\$ 7.64
		5110	Other Student Activities	\$ 0.00	\$ 0.00	\$ 0.00	\$ 0.00	\$ 0.00
		5130	Parking	\$ 7,682.09	\$ 0.00	\$ 6,520.62	\$ 0.00	\$ 1,161.47
		5135	Patriot Post	\$ 45,932.07	\$ 0.00	\$ 1,287.87	\$ 0.00	\$ 44,644.20
		5140	PayBac	\$ 862.76	\$ 0.00	\$ 0.00	\$ 0.00	\$ 862.76
		5150	Pool Maintenance	\$ 2,144.47	\$ 477.00	\$ 131.18	\$ 0.00	\$ 2,490.29
		5160	PSAT Exam	\$ 345.76	\$ 0.00	\$ 0.00	\$ 0.00	\$ 345.76
		5166	SpEd	\$ 156.89	\$ 0.00	\$ 0.00	\$ 0.00	\$ 156.89
		5167	Student ID Card Fee	\$ 252.83	\$ 0.00	\$ 0.00	\$ 0.00	\$ 252.83
		5170	Student Notebooks	\$ 50.00	\$ 0.00	\$ 0.00	\$ 0.00	\$ 50.00
		5180	Teacher Fund/Grants	\$ 1,000.00	\$ 0.00	\$ 0.00	\$ 0.00	\$ 1,000.00
		5185	Technology	\$ 0.00	\$ 0.00	\$ 0.00	\$ 0.00	\$ 0.00
		5190	Transcripts	\$ 715.50	\$ 15.00	\$ 0.00	\$ 0.00	\$ 730.50
			E Totals:	\$ 84,484.93	\$ 1,285.00	\$ 8,478.30	-\$ 6,255.00	\$ 71,036.63
Q	STUDENT FEE FUND							
		7160	Participation Fees - Athletics	\$ 38,760.00	\$ 2,820.00	\$ 0.00	-\$ 41,580.00	\$ 0.00
		7170	Participation Fees - Clubs & Orgs	\$ 0.00	\$ 0.00	\$ 0.00	\$ 0.00	\$ 0.00
		7190	Field Trips	\$ 432.94	\$ 52.50	\$ 0.00	\$ 0.00	\$ 485.44
			Q Totals:	\$ 39,192.94	\$ 2,872.50	\$ 0.00	-\$ 41,580.00	\$ 485.44
R	AP/IB EXAMS							
		8010	AP Exams	\$ 14,277.78	\$ 1,305.00	\$ 0.00	\$ 0.00	\$ 15,582.78
			R Totals:	\$ 14,277.78	\$ 1,305.00	\$ 0.00	\$ 0.00	\$ 15,582.78

## Current Cash Balance

Site ID	Site Name	Sorted by Site, Group, Activity. From 07/01/2011 to 07/31/2011.						
Group ID	Group Name	Activity ID	Activity Name	Beginning Cash	Receipts	Disbursements	Adjustments	Cash Balance
S	ATHLETIC							
		9010	Gate Receipts	\$ 99,267.30	\$ 0.00	\$ 0.00	-\$ 99,267.30	\$ 0.00
		9020	Cash Reserve	\$ 351,688.72	\$ 0.00	\$ 0.00	\$ 2,345.25	\$ 354,033.97
		9030	Concessions	\$ 35,699.63	\$ 0.00	\$ 0.00	-\$ 35,699.63	\$ 0.00
		9040	Tickets	\$ 14,735.00	\$ 0.00	\$ 0.00	-\$ 14,735.00	\$ 0.00
		9050	Athletic-General	\$ 0.00	\$ 0.00	\$ 0.00	\$ 0.00	\$ 0.00
		9060	Athletic Director	\$ 0.00	\$ 0.00	\$ 0.00	\$ 0.00	\$ 0.00
		9070	Miscellaneous Receipts	-\$ 196.79	\$ 0.00	\$ 0.00	\$ 196.79	\$ 0.00
		9080	Fundraising-Athletic	\$ 0.00	\$ 0.00	\$ 0.00	\$ 0.00	\$ 0.00
		9090	Strength & Conditioning	-\$ 106.61	\$ 0.00	\$ 42.37	\$ 148.98	\$ 0.00
		9100	Athletic Training	-\$ 6,099.43	\$ 0.00	\$ 0.00	\$ 6,099.43	\$ 0.00
		9110	Activities	-\$ 2,058.98	\$ 0.00	\$ 0.00	\$ 2,058.98	\$ 0.00
		9120	Booster Contributions-Girls	\$ 0.00	\$ 0.00	\$ 0.00	\$ 0.00	\$ 0.00
		9130	Booster Contributions-Boys	\$ 0.00	\$ 0.00	\$ 0.00	\$ 0.00	\$ 0.00
			S Totals:	\$ 492,928.84	\$ 0.00	\$ 42.37	-\$ 138,852.50	\$ 354,033.97
			SHS Totals:	\$ 593,005.87	\$ 38,493.82	\$ 29,902.75	\$ 0.00	\$ 601,596.94

## Current Cash Balance

Site ID	Site Name						Sorted by Site, Group, Activity. From 07/01/2011 to 07/31/2011.	
Group ID	Group Name							
	Activity ID	Activity Name	Beginning Cash	Receipts	Disbursements	Adjustments	Cash Balance	
WHS	Millard West High School							
A	ACTIVITY GENERAL							
	1010	General Admin	\$ 10,685.84	\$ 57.00	\$ 225.85	-\$ 1,147.33	\$ 9,369.66	
	1025	Savings	-\$ 429,195.59	\$ 0.00	\$ 0.00	\$ 0.00	-\$ 429,195.59	
	1030	Staff Vending	\$ 5,116.98	\$ 0.00	\$ 0.00	\$ 0.00	\$ 5,116.98	
	1035	Student Vending	\$ 0.00	\$ 0.00	\$ 0.00	\$ 0.00	\$ 0.00	
	1040	Donations	\$ 1,200.00	\$ 0.00	\$ 0.00	\$ 0.00	\$ 1,200.00	
	1050	Projects/Support	\$ 2,027.15	\$ 0.00	\$ 0.00	\$ 0.00	\$ 2,027.15	
	1070	Start Up Cash	-\$ 4,449.80	\$ 0.00	\$ 0.00	\$ 0.00	-\$ 4,449.80	
	1090	Other Revenue	\$ 18,481.53	\$ 5.00	\$ 0.00	\$ 0.00	\$ 18,486.53	
	1110	Extracurr Transportation	\$ 0.00	\$ 0.00	\$ 0.00	\$ 0.00	\$ 0.00	
	1130	Building Maintenance	\$ 255.86	\$ 0.00	\$ 0.00	\$ 0.00	\$ 255.86	
		<b>A Totals:</b>	<b>-\$ 395,878.03</b>	<b>\$ 62.00</b>	<b>\$ 225.85</b>	<b>-\$ 1,147.33</b>	<b>-\$ 397,189.21</b>	
B	Athletics-Girls							
	2051	Awards - Girls Basketball	\$ 0.00	\$ 0.00	\$ 0.00	\$ 0.00	\$ 0.00	
	2052	Camps - Girls Basketball	\$ 10,761.48	\$ 0.00	\$ 1,195.30	\$ 0.00	\$ 9,566.18	
	2053	Entry Fees - Girls Basketball	\$ 0.00	\$ 0.00	\$ 55.00	\$ 0.00	-\$ 55.00	
	2054	Equipment - Girls Basketball	\$ 0.00	\$ 0.00	\$ 9.78	\$ 0.00	-\$ 9.78	
	2055	Lodging - Girls Basketball	\$ 0.00	\$ 0.00	\$ 0.00	\$ 0.00	\$ 0.00	
	2056	Meals - Girls Basketball	\$ 0.00	\$ 0.00	\$ 0.00	\$ 0.00	\$ 0.00	
	2057	Officials - Girls Basketball	\$ 0.00	\$ 0.00	\$ 0.00	\$ 0.00	\$ 0.00	
	2058	Prof. Development - Girls Basketball	\$ 0.00	\$ 0.00	\$ 0.00	\$ 0.00	\$ 0.00	
	2059	Scouting - Girls Basketball	\$ 0.00	\$ 0.00	\$ 0.00	\$ 0.00	\$ 0.00	
	2060	Security - Girls Basketball	\$ 0.00	\$ 0.00	\$ 0.00	\$ 0.00	\$ 0.00	
	2061	Transportation - Girls Basketball	\$ 0.00	\$ 0.00	\$ 0.00	\$ 0.00	\$ 0.00	
	2062	Uniforms/Apparel - Girls Basketball	\$ 0.00	\$ 0.00	\$ 0.00	\$ 0.00	\$ 0.00	
	2063	Misc. Expenditures - Girls Basketball	\$ 0.00	\$ 0.00	\$ 0.00	\$ 0.00	\$ 0.00	
	2101	Awards - Girls Cross Country	\$ 0.00	\$ 0.00	\$ 0.00	\$ 0.00	\$ 0.00	
	2102	Camps - Girls Cross Country	\$ 0.00	\$ 0.00	\$ 0.00	\$ 2,422.78	\$ 2,422.78	
	2103	Entry Fees - Girls Cross Country	\$ 0.00	\$ 0.00	\$ 65.00	\$ 0.00	-\$ 65.00	
	2104	Equipment - Girls Cross Country	\$ 0.00	\$ 0.00	\$ 0.00	\$ 0.00	\$ 0.00	
	2105	Lodging - Girls Cross Country	\$ 0.00	\$ 0.00	\$ 0.00	\$ 0.00	\$ 0.00	
	2106	Meals - Girls Cross Country	\$ 0.00	\$ 0.00	\$ 0.00	\$ 0.00	\$ 0.00	
	2107	Officials - Girls Cross Country	\$ 0.00	\$ 0.00	\$ 0.00	\$ 0.00	\$ 0.00	
	2108	Prof. Development - Girls Cross Country	\$ 0.00	\$ 0.00	\$ 0.00	\$ 0.00	\$ 0.00	
	2109	Scouting - Girls Cross Country	\$ 0.00	\$ 0.00	\$ 0.00	\$ 0.00	\$ 0.00	
	2110	Security - Girls Cross Country	\$ 0.00	\$ 0.00	\$ 0.00	\$ 0.00	\$ 0.00	
	2111	Transportation - Girls Cross Country	\$ 0.00	\$ 0.00	\$ 0.00	\$ 0.00	\$ 0.00	
	2112	Uniforms/Apparel - Girls Cross Country	\$ 0.00	\$ 0.00	\$ 0.00	\$ 0.00	\$ 0.00	
	2113	Misc. Expenditures - Girls Cross Country	\$ 0.00	\$ 0.00	\$ 0.00	\$ 0.00	\$ 0.00	
	2151	Awards - Girls Golf	\$ 0.00	\$ 0.00	\$ 0.00	\$ 0.00	\$ 0.00	
	2152	Camps - Girls Golf	\$ 0.00	\$ 0.00	\$ 0.00	\$ 0.00	\$ 0.00	
	2153	Entry Fees - Girls Golf	\$ 0.00	\$ 0.00	\$ 55.00	\$ 0.00	-\$ 55.00	
	2154	Equipment - Girls Golf	\$ 0.00	\$ 0.00	\$ 0.00	\$ 0.00	\$ 0.00	

## Current Cash Balance

Site ID	Site Name						Sorted by Site, Group, Activity. From 07/01/2011 to 07/31/2011.	
Group ID	Group Name	Activity ID	Activity Name	Beginning Cash	Receipts	Disbursements	Adjustments	Cash Balance
2155	Lodging - Girls Golf			\$ 0.00	\$ 0.00	\$ 0.00	\$ 0.00	\$ 0.00
2156	Meals - Girls Golf			\$ 0.00	\$ 0.00	\$ 0.00	\$ 0.00	\$ 0.00
2157	Officials - Girls Golf			\$ 0.00	\$ 0.00	\$ 0.00	\$ 0.00	\$ 0.00
2158	Prof. Development - Girls Golf			\$ 0.00	\$ 0.00	\$ 0.00	\$ 0.00	\$ 0.00
2159	Scouting - Girls Golf			\$ 0.00	\$ 0.00	\$ 0.00	\$ 0.00	\$ 0.00
2160	Security - Girls Golf			\$ 0.00	\$ 0.00	\$ 0.00	\$ 0.00	\$ 0.00
2161	Transportation - Girls Golf			\$ 0.00	\$ 0.00	\$ 0.00	\$ 0.00	\$ 0.00
2162	Uniforms/Apparel - Girls Golf			\$ 0.00	\$ 0.00	\$ 0.00	\$ 0.00	\$ 0.00
2163	Misc. Expenditures - Girls Golf			\$ 0.00	\$ 0.00	\$ 0.00	\$ 0.00	\$ 0.00
2201	Awards - Girls Soccer			\$ 0.00	\$ 0.00	\$ 0.00	\$ 0.00	\$ 0.00
2202	Camps - Girls Soccer			\$ 0.00	\$ 0.00	\$ 0.00	\$ 1,589.89	\$ 1,589.89
2203	Entry Fees - Girls Soccer			\$ 0.00	\$ 0.00	\$ 0.00	\$ 0.00	\$ 0.00
2204	Equipment - Girls Soccer			\$ 0.00	\$ 0.00	\$ 0.00	\$ 0.00	\$ 0.00
2205	Lodging - Girls Soccer			\$ 0.00	\$ 0.00	\$ 0.00	\$ 0.00	\$ 0.00
2206	Meals - Girls Soccer			\$ 0.00	\$ 0.00	\$ 0.00	\$ 0.00	\$ 0.00
2207	Officials - Girls Soccer			\$ 0.00	\$ 0.00	\$ 0.00	\$ 0.00	\$ 0.00
2208	Prof. Development - Girls Soccer			\$ 0.00	\$ 0.00	\$ 0.00	\$ 0.00	\$ 0.00
2209	Scouting - Girls Soccer			\$ 0.00	\$ 0.00	\$ 0.00	\$ 0.00	\$ 0.00
2210	Security - Girls Soccer			\$ 0.00	\$ 0.00	\$ 0.00	\$ 0.00	\$ 0.00
2211	Transportation - Girls Soccer			\$ 0.00	\$ 0.00	\$ 0.00	\$ 0.00	\$ 0.00
2212	Uniforms/Apparel - Girls Soccer			\$ 0.00	\$ 0.00	\$ 0.00	\$ 0.00	\$ 0.00
2213	Misc. Expenditures - Girls Soccer			\$ 0.00	\$ 0.00	\$ 0.00	\$ 0.00	\$ 0.00
2251	Awards - Girls Swimming			\$ 0.00	\$ 0.00	\$ 38.25	\$ 0.00	-\$ 38.25
2252	Camps - Girls Swimming			\$ 0.00	\$ 449.50	\$ 45.36	\$ 3,399.46	\$ 3,803.60
2253	Entry Fees - Girls Swimming			\$ 0.00	\$ 0.00	\$ 55.00	\$ 0.00	-\$ 55.00
2254	Equipment - Girls Swimming			\$ 0.00	\$ 0.00	\$ 394.26	\$ 0.00	-\$ 394.26
2255	Lodging - Girls Swimming			\$ 0.00	\$ 0.00	\$ 0.00	\$ 0.00	\$ 0.00
2256	Meals - Girls Swimming			\$ 0.00	\$ 0.00	\$ 0.00	\$ 0.00	\$ 0.00
2257	Officials - Girls Swimming			\$ 0.00	\$ 0.00	\$ 0.00	\$ 0.00	\$ 0.00
2258	Prof. Development - Girls Swimming			\$ 0.00	\$ 0.00	\$ 0.00	\$ 0.00	\$ 0.00
2259	Scouting - Girls Swimming			\$ 0.00	\$ 0.00	\$ 0.00	\$ 0.00	\$ 0.00
2260	Security - Girls Swimming			\$ 0.00	\$ 0.00	\$ 0.00	\$ 0.00	\$ 0.00
2261	Transportation - Girls Swimming			\$ 0.00	\$ 0.00	\$ 0.00	\$ 0.00	\$ 0.00
2262	Uniforms/Apparel - Girls Swimming			\$ 0.00	\$ 0.00	\$ 0.00	\$ 0.00	\$ 0.00
2263	Misc. Expenditures - Girls Swimming			\$ 0.00	\$ 0.00	\$ 0.00	\$ 0.00	\$ 0.00
2301	Awards - Girls Tennis			\$ 0.00	\$ 0.00	\$ 0.00	\$ 0.00	\$ 0.00
2302	Camps - Girls Tennis			\$ 0.00	\$ 977.50	\$ 0.00	\$ 3,418.50	\$ 4,396.00
2303	Entry Fees - Girls Tennis			\$ 0.00	\$ 0.00	\$ 55.00	\$ 0.00	-\$ 55.00
2304	Equipment - Girls Tennis			\$ 0.00	\$ 0.00	\$ 20.00	\$ 0.00	-\$ 20.00
2305	Lodging - Girls Tennis			\$ 0.00	\$ 0.00	\$ 0.00	\$ 0.00	\$ 0.00
2306	Meals - Girls Tennis			\$ 0.00	\$ 0.00	\$ 0.00	\$ 0.00	\$ 0.00
2307	Officials - Girls Tennis			\$ 0.00	\$ 0.00	\$ 0.00	\$ 0.00	\$ 0.00
2308	Prof. Development - Girls Tennis			\$ 0.00	\$ 0.00	\$ 0.00	\$ 0.00	\$ 0.00
2309	Scouting - Girls Tennis			\$ 0.00	\$ 0.00	\$ 0.00	\$ 0.00	\$ 0.00
2310	Security - Girls Tennis			\$ 0.00	\$ 0.00	\$ 0.00	\$ 0.00	\$ 0.00
2311	Transportation - Girls Tennis			\$ 0.00	\$ 0.00	\$ 0.00	\$ 0.00	\$ 0.00

## Current Cash Balance

Site ID	Site Name	Sorted by Site, Group, Activity. From 07/01/2011 to 07/31/2011.				
Group ID	Group Name	Beginning Cash	Receipts	Disbursements	Adjustments	Cash Balance
Activity ID	Activity Name					
2312	Uniforms/Apparel - Girls Tennis	\$ 0.00	\$ 0.00	\$ 0.00	\$ 0.00	\$ 0.00
2313	Misc. Expenditures - Girls Tennis	\$ 0.00	\$ 0.00	\$ 0.00	\$ 0.00	\$ 0.00
2351	Awards - Girls Track	\$ 0.00	\$ 0.00	\$ 0.00	\$ 0.00	\$ 0.00
2352	Camps - Girls Track	\$ 0.00	\$ 0.00	\$ 0.00	\$ 397.89	\$ 397.89
2353	Entry Fees - Girls Track	\$ 0.00	\$ 0.00	\$ 55.00	\$ 0.00	-\$ 55.00
2354	Equipment - Girls Track	\$ 333.14	\$ 0.00	\$ 0.00	\$ 0.00	\$ 333.14
2355	Lodging - Girls Track	\$ 0.00	\$ 0.00	\$ 0.00	\$ 0.00	\$ 0.00
2356	Meals - Girls Track	\$ 0.00	\$ 0.00	\$ 0.00	\$ 0.00	\$ 0.00
2357	Officials - Girls Track	\$ 0.00	\$ 0.00	\$ 0.00	\$ 0.00	\$ 0.00
2358	Prof. Development - Girls Track	\$ 0.00	\$ 0.00	\$ 0.00	\$ 0.00	\$ 0.00
2359	Scouting - Girls Track	\$ 0.00	\$ 0.00	\$ 0.00	\$ 0.00	\$ 0.00
2360	Security - Girls Track	\$ 0.00	\$ 0.00	\$ 0.00	\$ 0.00	\$ 0.00
2361	Transportation - Girls Track	\$ 0.00	\$ 0.00	\$ 0.00	\$ 0.00	\$ 0.00
2362	Uniforms/Apparel - Girls Track	\$ 0.00	\$ 0.00	\$ 0.00	\$ 0.00	\$ 0.00
2363	Misc. Expenditures - Girls Track	\$ 0.00	\$ 0.00	\$ 0.00	\$ 0.00	\$ 0.00
2401	Awards - Girls Volleyball	\$ 0.00	\$ 0.00	\$ 0.00	\$ 0.00	\$ 0.00
2402	Camps - Girls Volleyball	\$ 0.00	\$ 2,290.00	\$ 746.75	\$ 8,626.68	\$ 10,169.93
2403	Entry Fees - Girls Volleyball	\$ 0.00	\$ 0.00	\$ 55.00	\$ 0.00	-\$ 55.00
2404	Equipment - Girls Volleyball	\$ 0.00	\$ 0.00	\$ 0.00	\$ 0.00	\$ 0.00
2405	Lodging - Girls Volleyball	\$ 0.00	\$ 0.00	\$ 0.00	\$ 0.00	\$ 0.00
2406	Meals - Girls Volleyball	\$ 0.00	\$ 0.00	\$ 0.00	\$ 0.00	\$ 0.00
2407	Officials - Girls Volleyball	\$ 0.00	\$ 0.00	\$ 0.00	\$ 0.00	\$ 0.00
2408	Prof. Development - Girls Volleyball	\$ 0.00	\$ 0.00	\$ 0.00	\$ 0.00	\$ 0.00
2409	Scouting - Girls Volleyball	\$ 0.00	\$ 0.00	\$ 0.00	\$ 0.00	\$ 0.00
2410	Security - Girls Volleyball	\$ 0.00	\$ 0.00	\$ 0.00	\$ 0.00	\$ 0.00
2411	Transportation - Girls Volleyball	\$ 0.00	\$ 0.00	\$ 0.00	\$ 0.00	\$ 0.00
2412	Uniforms/Apparel - Girls Volleyball	\$ 0.00	\$ 0.00	\$ 0.00	\$ 0.00	\$ 0.00
2413	Misc. Expenditures - Girls Volleyball	\$ 0.00	\$ 0.00	\$ 0.00	\$ 0.00	\$ 0.00
2451	Awards - Girls Softball	\$ 0.00	\$ 0.00	\$ 38.65	\$ 0.00	-\$ 38.65
2452	Camps - Girls Softball	\$ 0.00	\$ 0.00	\$ 0.00	\$ 3,878.00	\$ 3,878.00
2454	Equipment - Girls Softball	\$ 0.00	\$ 0.00	\$ 0.00	\$ 0.00	\$ 0.00
2455	Lodging - Girls Softball	\$ 0.00	\$ 0.00	\$ 0.00	\$ 0.00	\$ 0.00
2456	Meals - Girls Softball	\$ 0.00	\$ 0.00	\$ 0.00	\$ 0.00	\$ 0.00
2457	Officials - Girls Softball	\$ 0.00	\$ 0.00	\$ 0.00	\$ 0.00	\$ 0.00
2458	Prof. Development - Girls Softball	\$ 0.00	\$ 0.00	\$ 0.00	\$ 0.00	\$ 0.00
2459	Scouting - Girls Softball	\$ 0.00	\$ 0.00	\$ 0.00	\$ 0.00	\$ 0.00
2460	Security - Girls Softball	\$ 0.00	\$ 0.00	\$ 0.00	\$ 0.00	\$ 0.00
2461	Transportation - Girls Softball	\$ 0.00	\$ 0.00	\$ 0.00	\$ 0.00	\$ 0.00
2462	Uniforms/Apparel - Girls Softball	\$ 0.00	\$ 0.00	\$ 0.00	\$ 0.00	\$ 0.00
2463	Misc. Expenditures - Girls Softball	\$ 0.00	\$ 0.00	\$ 55.00	\$ 0.00	-\$ 55.00
<b>B Totals:</b>		\$ 11,094.62	\$ 3,717.00	\$ 2,938.35	\$ 23,733.20	\$ 35,606.47

## Current Cash Balance

Site ID	Site Name						Sorted by Site, Group, Activity. From 07/01/2011 to 07/31/2011.	
Group ID	Group Name							
	Activity ID	Activity Name	Beginning Cash	Receipts	Disbursements	Adjustments	Cash Balance	
C	Athletics-Boys							
	3051	Awards - Boys Basketball	\$ 0.00	\$ 0.00	\$ 0.00	\$ 0.00	\$ 0.00	
	3052	Camps - Boys Basketball	\$ 0.00	\$ 0.00	\$ 0.00	\$ 11,654.82	\$ 11,654.82	
	3053	Entry Fees - Boys Basketball	\$ 0.00	\$ 0.00	\$ 55.00	\$ 0.00	-\$ 55.00	
	3054	Equipment - Boys Basketball	\$ 0.00	\$ 0.00	\$ 9.78	\$ 0.00	-\$ 9.78	
	3055	Lodging - Boys Basketball	\$ 0.00	\$ 0.00	\$ 0.00	\$ 0.00	\$ 0.00	
	3056	Meals - Boys Basketball	\$ 0.00	\$ 0.00	\$ 0.00	\$ 0.00	\$ 0.00	
	3057	Officials - Boys Basketball	\$ 0.00	\$ 0.00	\$ 0.00	\$ 0.00	\$ 0.00	
	3058	Prof. Development - Boys Basketball	\$ 0.00	\$ 0.00	\$ 0.00	\$ 0.00	\$ 0.00	
	3059	Scouting - Boys Basketball	\$ 0.00	\$ 0.00	\$ 0.00	\$ 0.00	\$ 0.00	
	3060	Security - Boys Basketball	\$ 0.00	\$ 0.00	\$ 0.00	\$ 0.00	\$ 0.00	
	3061	Transportation - Boys Basketball	\$ 0.00	\$ 0.00	\$ 0.00	\$ 0.00	\$ 0.00	
	3062	Uniforms/Apparel - Boys Basketball	\$ 0.00	\$ 0.00	\$ 0.00	\$ 0.00	\$ 0.00	
	3063	Misc. Expenditures - Boys Basketball	\$ 0.00	\$ 0.00	\$ 0.00	\$ 0.00	\$ 0.00	
	3101	Awards - Boys Cross Country	\$ 0.00	\$ 0.00	\$ 0.00	\$ 0.00	\$ 0.00	
	3102	Camps - Boys Cross Country	\$ 0.00	\$ 0.00	\$ 0.00	\$ 2,422.78	\$ 2,422.78	
	3103	Entry Fees - Boys Cross Country	\$ 0.00	\$ 0.00	\$ 65.00	\$ 0.00	-\$ 65.00	
	3104	Equipment - Boys Cross Country	\$ 0.00	\$ 0.00	\$ 0.00	\$ 0.00	\$ 0.00	
	3105	Lodging - Boys Cross Country	\$ 0.00	\$ 0.00	\$ 0.00	\$ 0.00	\$ 0.00	
	3106	Meals - Boys Cross Country	\$ 0.00	\$ 0.00	\$ 0.00	\$ 0.00	\$ 0.00	
	3107	Officials - Boys Cross Country	\$ 0.00	\$ 0.00	\$ 0.00	\$ 0.00	\$ 0.00	
	3108	Prof. Development - Boys Cross Country	\$ 0.00	\$ 0.00	\$ 0.00	\$ 0.00	\$ 0.00	
	3109	Scouting - Boys Cross Country	\$ 0.00	\$ 0.00	\$ 0.00	\$ 0.00	\$ 0.00	
	3110	Security - Boys Cross Country	\$ 0.00	\$ 0.00	\$ 0.00	\$ 0.00	\$ 0.00	
	3111	Transportation - Boys Cross Country	\$ 0.00	\$ 0.00	\$ 0.00	\$ 0.00	\$ 0.00	
	3112	Uniforms/Apparel - Boys Cross Country	\$ 0.00	\$ 0.00	\$ 0.00	\$ 0.00	\$ 0.00	
	3113	Misc. Expenditures - Boys Cross Country	\$ 0.00	\$ 0.00	\$ 0.00	\$ 0.00	\$ 0.00	
	3151	Awards - Boys Golf	\$ 0.00	\$ 0.00	\$ 0.00	\$ 0.00	\$ 0.00	
	3152	Camps - Boys Golf	\$ 0.00	\$ 0.00	\$ 0.00	\$ 911.18	\$ 911.18	
	3153	Entry Fees - Boys Golf	\$ 0.00	\$ 0.00	\$ 55.00	\$ 0.00	-\$ 55.00	
	3154	Equipment - Boys Golf	\$ 0.00	\$ 0.00	\$ 0.00	\$ 0.00	\$ 0.00	
	3155	Lodging - Boys Golf	\$ 0.00	\$ 0.00	\$ 0.00	\$ 0.00	\$ 0.00	
	3156	Meals - Boys Golf	\$ 0.00	\$ 0.00	\$ 0.00	\$ 0.00	\$ 0.00	
	3157	Officials - Boys Golf	\$ 0.00	\$ 0.00	\$ 0.00	\$ 0.00	\$ 0.00	
	3158	Prof. Development - Boys Golf	\$ 0.00	\$ 0.00	\$ 0.00	\$ 0.00	\$ 0.00	
	3159	Scouting - Boys Golf	\$ 0.00	\$ 0.00	\$ 0.00	\$ 0.00	\$ 0.00	
	3160	Security - Boys Golf	\$ 0.00	\$ 0.00	\$ 0.00	\$ 0.00	\$ 0.00	
	3161	Transportation - Boys Golf	\$ 0.00	\$ 0.00	\$ 0.00	\$ 0.00	\$ 0.00	
	3162	Uniforms/Apparel - Boys Golf	\$ 0.00	\$ 0.00	\$ 0.00	\$ 0.00	\$ 0.00	
	3163	Misc. Expenditures - Boys Golf	\$ 0.00	\$ 0.00	\$ 0.00	\$ 0.00	\$ 0.00	
	3201	Awards - Boys Soccer	\$ 0.00	\$ 0.00	\$ 38.65	\$ 0.00	-\$ 38.65	
	3202	Camps - Boys Soccer	\$ 0.00	\$ 0.00	\$ 0.00	\$ 4,403.53	\$ 4,403.53	
	3203	Entry Fees - Boys Soccer	\$ 0.00	\$ 0.00	\$ 110.00	\$ 0.00	-\$ 110.00	
	3204	Equipment - Boys Soccer	\$ 100.00	\$ 0.00	\$ 0.00	-\$ 100.00	\$ 0.00	
	3205	Lodging - Boys Soccer	\$ 0.00	\$ 0.00	\$ 0.00	\$ 0.00	\$ 0.00	
	3206	Meals - Boys Soccer	\$ 0.00	\$ 0.00	\$ 0.00	\$ 0.00	\$ 0.00	



## Current Cash Balance

Site ID	Site Name	Sorted by Site, Group, Activity. From 07/01/2011 to 07/31/2011.				
Group ID	Group Name	Beginning Cash	Receipts	Disbursements	Adjustments	Cash Balance
3207	Officials - Boys Soccer	\$ 0.00	\$ 0.00	\$ 0.00	\$ 0.00	\$ 0.00
3208	Prof. Development - Boys Soccer	\$ 0.00	\$ 0.00	\$ 0.00	\$ 0.00	\$ 0.00
3209	Scouting - Boys Soccer	\$ 0.00	\$ 0.00	\$ 0.00	\$ 0.00	\$ 0.00
3210	Security - Boys Soccer	\$ 0.00	\$ 0.00	\$ 0.00	\$ 0.00	\$ 0.00
3211	Transportation - Boys Soccer	\$ 0.00	\$ 0.00	\$ 0.00	\$ 0.00	\$ 0.00
3212	Uniforms/Apparel - Boys Soccer	\$ 0.00	\$ 0.00	\$ 0.00	\$ 0.00	\$ 0.00
3213	Misc. Expenditures - Boys Soccer	\$ 0.00	\$ 0.00	\$ 0.00	\$ 0.00	\$ 0.00
3251	Awards - Boys Swimming	\$ 0.00	\$ 0.00	\$ 0.00	\$ 0.00	\$ 0.00
3252	Camps - Boys Swimming	\$ 0.00	\$ 449.50	\$ 45.36	\$ 3,399.46	\$ 3,803.60
3253	Entry Fees - Boys Swimming	\$ 0.00	\$ 0.00	\$ 55.00	\$ 0.00	-\$ 55.00
3254	Equipment - Boys Swimming	\$ 0.00	\$ 0.00	\$ 394.27	\$ 0.00	-\$ 394.27
3255	Lodging - Boys Swimming	\$ 0.00	\$ 0.00	\$ 0.00	\$ 0.00	\$ 0.00
3256	Meals - Boys Swimming	\$ 0.00	\$ 0.00	\$ 0.00	\$ 0.00	\$ 0.00
3257	Officials - Boys Swimming	\$ 0.00	\$ 0.00	\$ 0.00	\$ 0.00	\$ 0.00
3258	Prof. Development - Boys Swimming	\$ 0.00	\$ 0.00	\$ 0.00	\$ 0.00	\$ 0.00
3259	Scouting - Boys Swimming	\$ 0.00	\$ 0.00	\$ 0.00	\$ 0.00	\$ 0.00
3260	Security - Boys Swimming	\$ 0.00	\$ 0.00	\$ 0.00	\$ 0.00	\$ 0.00
3261	Transportation - Boys Swimming	\$ 0.00	\$ 0.00	\$ 0.00	\$ 0.00	\$ 0.00
3262	Uniforms/Apparels - Boys Swimming	\$ 0.00	\$ 0.00	\$ 0.00	\$ 0.00	\$ 0.00
3263	Misc. Expenditures - Boys Swimming	\$ 0.00	\$ 0.00	\$ 0.00	\$ 0.00	\$ 0.00
3301	Awards - Boys Tennis	\$ 0.00	\$ 0.00	\$ 0.00	\$ 0.00	\$ 0.00
3302	Camps - Boys Tennis	\$ 0.00	\$ 0.00	\$ 0.00	\$ 0.00	\$ 0.00
3303	Entry Fees - Boys Tennis	\$ 0.00	\$ 0.00	\$ 55.00	\$ 0.00	-\$ 55.00
3304	Equipment - Boys Tennis	\$ 0.00	\$ 0.00	\$ 20.00	\$ 0.00	-\$ 20.00
3305	Lodging - Boys Tennis	\$ 0.00	\$ 0.00	\$ 0.00	\$ 0.00	\$ 0.00
3306	Meals - Boys Tennis	\$ 0.00	\$ 0.00	\$ 0.00	\$ 0.00	\$ 0.00
3307	Officials - Boys Tennis	\$ 0.00	\$ 0.00	\$ 0.00	\$ 0.00	\$ 0.00
3308	Prof. Development - Boys Tennis	\$ 0.00	\$ 0.00	\$ 0.00	\$ 0.00	\$ 0.00
3309	Scouting - Boys Tennis	\$ 0.00	\$ 0.00	\$ 0.00	\$ 0.00	\$ 0.00
3310	Security - Boys Tennis	\$ 0.00	\$ 0.00	\$ 0.00	\$ 0.00	\$ 0.00
3311	Transportation - Boys Tennis	\$ 0.00	\$ 0.00	\$ 0.00	\$ 0.00	\$ 0.00
3312	Uniforms/Apparel - Boys Tennis	\$ 0.00	\$ 0.00	\$ 0.00	\$ 0.00	\$ 0.00
3313	Misc. Expenditures - Boys Tennis	\$ 0.00	\$ 0.00	\$ 0.00	\$ 0.00	\$ 0.00
3351	Awards - Boys Track	\$ 0.00	\$ 0.00	\$ 0.00	\$ 0.00	\$ 0.00
3352	Camps - Boys Track	\$ 0.00	\$ 0.00	\$ 175.35	\$ 1,649.57	\$ 1,474.22
3354	Equipment - Boys Track	\$ 0.00	\$ 0.00	\$ 0.00	\$ 0.00	\$ 0.00
3355	Lodging - Boys Track	\$ 0.00	\$ 0.00	\$ 0.00	\$ 0.00	\$ 0.00
3356	Meals - Boys Track	\$ 0.00	\$ 0.00	\$ 0.00	\$ 0.00	\$ 0.00
3357	Officials - Boys Track	\$ 0.00	\$ 0.00	\$ 0.00	\$ 0.00	\$ 0.00
3358	Prof. Development - Boys Track	\$ 0.00	\$ 0.00	\$ 0.00	\$ 0.00	\$ 0.00
3359	Scouting - Boys Track	\$ 0.00	\$ 0.00	\$ 0.00	\$ 0.00	\$ 0.00
3360	Security - Boys Track	\$ 0.00	\$ 0.00	\$ 0.00	\$ 0.00	\$ 0.00
3361	Transportation - Boys Track	\$ 0.00	\$ 0.00	\$ 0.00	\$ 0.00	\$ 0.00
3362	Uniforms/Apparel - Boys Track	\$ 0.00	\$ 0.00	\$ 0.00	\$ 0.00	\$ 0.00
3363	Misc. Expenditures - Boys Track	\$ 0.00	\$ 0.00	\$ 55.00	\$ 0.00	-\$ 55.00
3451	Awards - Boys Baseball	\$ 0.00	\$ 0.00	\$ 0.00	\$ 0.00	\$ 0.00

## Current Cash Balance

Site ID	Site Name	Sorted by Site, Group, Activity.				
Group ID	Group Name	From 07/01/2011 to 07/31/2011.				
Activity ID	Activity Name	Beginning Cash	Receipts	Disbursements	Adjustments	Cash Balance
3452	Camps - Boys Baseball	\$ 0.00	\$ 0.00	\$ 0.00	\$ 3,582.89	\$ 3,582.89
3453	Entry Fees - Boys Baseball	\$ 0.00	\$ 0.00	\$ 55.00	\$ 0.00	-\$ 55.00
3454	Equipment - Boys Baseball	\$ 129.25	\$ 0.00	\$ 0.00	\$ 0.00	\$ 129.25
3455	Lodging - Boys Baseball	\$ 0.00	\$ 0.00	\$ 0.00	\$ 0.00	\$ 0.00
3456	Meals - Boys Baseball	\$ 0.00	\$ 0.00	\$ 0.00	\$ 0.00	\$ 0.00
3457	Officials - Boys Baseball	\$ 0.00	\$ 0.00	\$ 0.00	\$ 0.00	\$ 0.00
3458	Prof. Development - Boys Baseball	\$ 0.00	\$ 0.00	\$ 0.00	\$ 0.00	\$ 0.00
3459	Scouting - Boys Baseball	\$ 0.00	\$ 0.00	\$ 0.00	\$ 0.00	\$ 0.00
3460	Security - Boys Baseball	\$ 0.00	\$ 0.00	\$ 0.00	\$ 0.00	\$ 0.00
3461	Transportation - Boys Baseball	\$ 0.00	\$ 0.00	\$ 0.00	\$ 0.00	\$ 0.00
3462	Uniforms/Apparel - Boys Baseball	\$ 0.00	\$ 0.00	\$ 0.00	\$ 0.00	\$ 0.00
3463	Misc. Expenditures - Boys Baseball	\$ 0.00	\$ 0.00	\$ 0.00	\$ 0.00	\$ 0.00
3501	Awards - Boys Football	\$ 0.00	\$ 0.00	\$ 0.00	\$ 0.00	\$ 0.00
3502	Camps - Boys Football	-\$ 60.00	\$ 9,972.28	\$ 2,109.02	\$ 5,399.18	\$ 13,202.44
3503	Entry Fees - Boys Football	\$ 0.00	\$ 0.00	\$ 55.00	\$ 0.00	-\$ 55.00
3504	Equipment - Boys Football	\$ 0.00	\$ 0.00	\$ 4,841.19	\$ 0.00	-\$ 4,841.19
3505	Lodging - Boys Football	\$ 0.00	\$ 0.00	\$ 0.00	\$ 0.00	\$ 0.00
3506	Meals - Boys Football	\$ 0.00	\$ 0.00	\$ 0.00	\$ 0.00	\$ 0.00
3507	Officials - Boys Football	\$ 0.00	\$ 0.00	\$ 0.00	\$ 0.00	\$ 0.00
3508	Prof. Development - Boys Football	\$ 0.00	\$ 0.00	\$ 0.00	\$ 0.00	\$ 0.00
3509	Scouting - Boys Football	\$ 0.00	\$ 0.00	\$ 0.00	\$ 0.00	\$ 0.00
3510	Security - Boys Football	\$ 0.00	\$ 0.00	\$ 0.00	\$ 0.00	\$ 0.00
3511	Transportation - Boys Football	\$ 0.00	\$ 0.00	\$ 0.00	\$ 0.00	\$ 0.00
3512	Uniforms/Apparel - Boys Football	\$ 0.00	\$ 0.00	\$ 0.00	\$ 0.00	\$ 0.00
3513	Misc Expenditures-Boys Football	\$ 0.00	\$ 0.00	\$ 0.00	\$ 0.00	\$ 0.00
3551	Awards - Boys Wrestling	\$ 0.00	\$ 0.00	\$ 0.00	\$ 0.00	\$ 0.00
3552	Camps - Boys Wrestling	\$ 0.00	\$ 320.00	\$ 0.00	\$ 2,942.58	\$ 3,262.58
3554	Equipment - Boys Wrestling	\$ 0.00	\$ 0.00	\$ 0.00	\$ 0.00	\$ 0.00
3555	Lodging - Boys Wrestling	\$ 0.00	\$ 0.00	\$ 0.00	\$ 0.00	\$ 0.00
3556	Meals - Boys Wrestling	\$ 0.00	\$ 0.00	\$ 0.00	\$ 0.00	\$ 0.00
3557	Officials - Boys Wrestling	\$ 0.00	\$ 0.00	\$ 0.00	\$ 0.00	\$ 0.00
3558	Prof. Development - Boys Wrestling	\$ 0.00	\$ 0.00	\$ 0.00	\$ 0.00	\$ 0.00
3559	Scouting - Boys Wrestling	\$ 0.00	\$ 0.00	\$ 0.00	\$ 0.00	\$ 0.00
3560	Security - Boys Wrestling	\$ 0.00	\$ 0.00	\$ 0.00	\$ 0.00	\$ 0.00
3561	Transportation - Boys Wrestling	\$ 0.00	\$ 0.00	\$ 0.00	\$ 0.00	\$ 0.00
3562	Uniforms/Apparel - Boys Wrestling	\$ 0.00	\$ 0.00	\$ 0.00	\$ 0.00	\$ 0.00
3563	Misc. Expenditures - Boys Wrestling	\$ 0.00	\$ 0.00	\$ 105.00	\$ 0.00	-\$ 105.00
C Totals:		\$ 169.25	\$ 10,741.78	\$ 8,298.62	\$ 36,265.99	\$ 38,878.40

## Current Cash Balance

Site ID	Site Name	Sorted by Site, Group, Activity.					
Group ID	Group Name	From 07/01/2011 to 07/31/2011.					
	Activity ID	Activity Name	Beginning Cash	Receipts	Disbursements	Adjustments	Cash Balance
D	CLUBS AND ORGANIZATIONS						
	4010	40 Assets	\$ 49.82	\$ 0.00	\$ 0.00	\$ 0.00	\$ 49.82
	4030	Amnesty International	\$ 27.51	\$ 0.00	\$ 0.00	\$ 0.00	\$ 27.51
	4040	Art	\$ 3,402.64	\$ 0.00	\$ 0.00	\$ 0.00	\$ 3,402.64
	4060	Band	\$ 6,312.65	\$ 3,300.00	\$ 268.43	\$ 0.00	\$ 9,344.22
	4080	Book Club	\$ 3,978.30	\$ 0.00	\$ 0.00	-\$ 3,978.30	\$ 0.00
	4110	Cheerleading	\$ 20,563.76	\$ 0.00	\$ 1,149.00	\$ 0.00	\$ 19,414.76
	4115	Uniforms-Cheer/Dance	\$ 0.00	\$ 0.00	\$ 0.00	\$ 0.00	\$ 0.00
	4140	Choir	\$ 72,342.15	\$ 0.00	\$ 2,409.54	-\$ 54,063.20	\$ 15,869.41
	4160	Construction	\$ 0.00	\$ 0.00	\$ 0.00	\$ 644.94	\$ 644.94
	4180	Culinary Competition	\$ 0.56	\$ 0.00	\$ 0.00	\$ 0.00	\$ 0.56
	4190	Dance Club	\$ 78.31	\$ 0.00	\$ 0.00	\$ 0.00	\$ 78.31
	4200	Debate Team	\$ 624.46	\$ 0.00	\$ 749.92	\$ 0.00	-\$ 125.46
	4210	DECA	-\$ 1,985.93	\$ 0.00	\$ 0.00	\$ 0.00	-\$ 1,985.93
	4220	Drama Club	\$ 483.52	\$ 0.00	\$ 0.00	\$ 0.00	\$ 483.52
	4230	Environmental Club	\$ 4,938.56	\$ 0.00	\$ 0.00	\$ 0.00	\$ 4,938.56
	4250	FCCLA	\$ 9,890.01	\$ 0.00	\$ 0.00	\$ 0.00	\$ 9,890.01
	4260	FCS Club	\$ 33.15	\$ 0.00	\$ 0.00	\$ 0.00	\$ 33.15
	4290	Forensics	\$ 1,625.32	\$ 0.00	\$ 55.00	\$ 0.00	\$ 1,570.32
	4310	French Club	\$ 158.17	\$ 0.00	\$ 0.00	\$ 0.00	\$ 158.17
	4320	Future Educators	\$ 930.23	\$ 0.00	\$ 0.00	\$ 0.00	\$ 930.23
	4340	German Club	\$ 505.97	\$ 0.00	\$ 0.00	\$ 0.00	\$ 505.97
	4365	HOSA	\$ 1,264.34	\$ 0.00	\$ 0.00	\$ 0.00	\$ 1,264.34
	4390	Intramurals	-\$ 2,252.70	\$ 0.00	\$ 16.50	\$ 3,029.10	\$ 759.90
	4400	Japanese Club	\$ 0.72	\$ 0.00	\$ 0.00	\$ 0.00	\$ 0.72
	4410	Junior Class	\$ 11,601.13	\$ 0.00	\$ 0.00	\$ 0.00	\$ 11,601.13
	4420	Key Club	\$ 804.56	\$ 0.00	\$ 0.00	\$ 0.00	\$ 804.56
	4440	Leadership Club	\$ 30.00	\$ 0.00	\$ 0.00	\$ 0.00	\$ 30.00
	4460	Literary Magazine	\$ 318.08	\$ 0.00	\$ 0.00	\$ 0.00	\$ 318.08
	4470	Manufacturing	\$ 10.70	\$ 0.00	\$ 0.00	\$ 0.00	\$ 10.70
	4480	Mascot Team	\$ 669.18	\$ 0.00	\$ 0.00	\$ 0.00	\$ 669.18
	4490	M-Club	\$ 1,510.91	\$ 0.00	\$ 0.00	\$ 0.00	\$ 1,510.91
	4500	Music	\$ 1,576.96	\$ 0.00	\$ 0.00	\$ 0.00	\$ 1,576.96
	4510	National Honor Society	\$ 552.28	\$ 0.00	\$ 0.00	\$ 0.00	\$ 552.28
	4520	Newspaper	-\$ 44.51	\$ 0.00	\$ 27.50	\$ 0.00	-\$ 72.01
	4530	Orchestra	-\$ 238.81	\$ 0.00	\$ 18.33	\$ 0.00	-\$ 257.14
	4540	Other Clubs	\$ 352.40	\$ 0.00	\$ 0.00	\$ 0.00	\$ 352.40
	4570	Play Production	\$ 6,409.36	\$ 0.00	\$ 55.00	\$ 0.00	\$ 6,354.36
	4630	Science Club	\$ 1.21	\$ 0.00	\$ 0.00	\$ 0.00	\$ 1.21
	4640	Senior Class	\$ 3,743.69	\$ 0.00	\$ 0.00	\$ 0.00	\$ 3,743.69
	4645	Show Choir	\$ 0.00	\$ 1,828.52	\$ 18,233.00	\$ 98,715.08	\$ 82,310.60
	4646	Singsation	\$ 44,651.88	\$ 0.00	\$ 0.00	-\$ 44,651.88	\$ 0.00
	4650	Skills USA	\$ 0.00	\$ 0.00	\$ 0.00	\$ 0.00	\$ 0.00
	4660	Spanish Club	\$ 1,638.81	\$ 0.00	\$ 0.00	\$ 0.00	\$ 1,638.81
	4690	Spirit Shop	\$ 0.00	\$ 0.00	\$ 0.00	\$ 3,978.30	\$ 3,978.30
	4700	STUCO Workshops	\$ 157.93	\$ 0.00	\$ 0.00	\$ 0.00	\$ 157.93

## Current Cash Balance

Site ID	Site Name						Sorted by Site, Group, Activity. From 07/01/2011 to 07/31/2011.
Group ID	Group Name						
Activity ID	Activity Name	Beginning Cash	Receipts	Disbursements	Adjustments	Cash Balance	
4710	Student Council	\$ 9,305.94	\$ 0.00	\$ 0.00	\$ 0.00	\$ 9,305.94	
4770	Yearbook	\$ 18,363.95	\$ 0.00	\$ 123.30	\$ 0.00	\$ 18,240.65	
4780	Youth to Youth	\$ 490.64	\$ 0.00	\$ 0.00	\$ 0.00	\$ 490.64	
	D	Totals:	\$ 224,877.81	\$ 5,128.52	\$ 23,105.52	\$ 3,674.04	\$ 210,574.85
E	ADMINISTRATIVE CUSTODIAL						
5020	Fines	\$ 3,176.44	\$ 0.00	\$ 0.00	\$ 1,681.33	\$ 4,857.77	
5030	Counseling Center	\$ 620.12	\$ 0.00	\$ 43.28	\$ 0.00	\$ 576.84	
5060	Hospitality	-\$ 325.43	\$ 0.00	\$ 0.00	\$ 0.00	-\$ 325.43	
5070	Library	\$ 177.32	\$ 0.00	\$ 0.00	\$ 0.00	\$ 177.32	
5110	Other Student Activities	\$ 492.91	\$ 0.00	\$ 0.00	-\$ 492.91	\$ 0.00	
5120	P.E.	-\$ 2,658.47	\$ 0.00	\$ 0.00	\$ 0.00	-\$ 2,658.47	
5130	Parking	-\$ 911.63	\$ 0.00	\$ 0.00	\$ 0.00	-\$ 911.63	
5185	Technology	\$ 1,864.49	\$ 0.00	\$ 119.75	\$ 0.00	\$ 1,744.74	
5205	Vocational	\$ 661.12	\$ 0.00	\$ 0.00	-\$ 644.94	\$ 16.18	
	E	Totals:	\$ 3,096.87	\$ 0.00	\$ 163.03	\$ 543.48	\$ 3,477.32
Q	STUDENT FEE FUND						
7160	Participation Fees - Athletics	\$ 0.00	\$ 0.00	\$ 0.00	\$ 0.00	\$ 0.00	
7170	Participation Fees - Clubs & Orgs	\$ 0.00	\$ 0.00	\$ 0.00	\$ 0.00	\$ 0.00	
7190	Field Trips	\$ 1,612.91	\$ 0.00	\$ 0.00	\$ 492.91	\$ 2,105.82	
7900	Field Trips-Other	\$ 3,029.10	\$ 0.00	\$ 0.00	-\$ 3,029.10	\$ 0.00	
	Q	Totals:	\$ 4,642.01	\$ 0.00	\$ 0.00	-\$ 2,536.19	\$ 2,105.82
R	AP/IB EXAMS						
8010	AP Exams	\$ 45,203.33	\$ 0.00	\$ 0.00	-\$ 1,430.15	\$ 43,773.18	
	R	Totals:	\$ 45,203.33	\$ 0.00	\$ 0.00	-\$ 1,430.15	\$ 43,773.18
S	ATHLETIC						
9010	Gate Receipts	\$ 0.00	\$ 0.00	\$ 0.00	\$ 0.00	\$ 0.00	
9020	Cash Reserve	\$ 187,889.09	\$ 0.00	\$ 0.00	\$ 100.00	\$ 187,989.09	
9030	Concessions	\$ 12,163.13	\$ 0.00	\$ 0.00	\$ 0.00	\$ 12,163.13	
9040	Tickets	\$ 0.00	\$ 0.00	\$ 0.00	\$ 0.00	\$ 0.00	
9050	Athletic-General	\$ 28,531.21	\$ 0.00	\$ 0.00	\$ 0.00	\$ 28,531.21	
9060	Athletic Director	\$ 17,839.12	\$ 0.00	\$ 140.00	\$ 0.00	\$ 17,699.12	
9070	Miscellaneous Receipts	-\$ 7,478.78	\$ 0.00	\$ 0.00	\$ 0.00	-\$ 7,478.78	
9080	Fundraising-Athletic	\$ 63,918.99	\$ 0.00	\$ 0.00	-\$ 60,099.19	\$ 3,819.80	
9090	Strength & Conditioning	\$ 0.00	\$ 0.00	\$ 133.47	\$ 0.00	-\$ 133.47	
9100	Athletic Training	\$ 0.00	\$ 0.00	\$ 0.00	\$ 0.00	\$ 0.00	
9110	Activities	\$ 0.00	\$ 0.00	\$ 0.00	\$ 896.15	\$ 896.15	
9120	Booster Contributions-Girls	\$ 0.00	\$ 0.00	\$ 0.00	\$ 0.00	\$ 0.00	
9130	Booster Contributions-Boys	\$ 0.00	\$ 0.00	\$ 0.00	\$ 0.00	\$ 0.00	
	S	Totals:	\$ 302,862.76	\$ 0.00	\$ 273.47	-\$ 59,103.04	\$ 243,486.25
	WHS	Totals:	\$ 196,068.62	\$ 19,649.30	\$ 35,004.84	\$ 0.00	\$ 180,713.08

# Current Cash Balance Report

ALL Data

Date: 07/01/2011 thru 07/31/2011

Activity Number and Name	Beginning Cash	Receipts	Disbursements	Adjustments	Cash Balance
<b>A SUMMER SCHOOL ACCOUNTS</b>					
100 Elementary Summer School	47,375.00	0.00	0.00	0.00	47,375.00
120 Middle School Summer School	23,910.00	410.00	0.00	0.00	24,320.00
130 Senior High Summer School	98,155.00	1,075.00	68.00	0.00	99,162.00
140 Special Education	1,380.00	0.00	0.00	0.00	1,380.00
145 Special Education Preschool	0.00	0.00	0.00	0.00	0.00
150 Interest	2,786.17	37.36	0.00	0.00	2,823.53
160 Food Service Refunds	156.45	0.00	0.00	0.00	156.45
170 MNHS AP	100.00	0.00	0.00	0.00	100.00
175 MNHS IB	0.00	0.00	0.00	0.00	0.00
180 MSHS AP	0.00	0.00	0.00	0.00	0.00
185 MWHS AP	0.00	0.00	0.00	0.00	0.00
A SUMMER SCHOOL ACCOUNTS Totals:	<u>173,862.62</u>	<u>1,522.36</u>	<u>68.00</u>	<u>0.00</u>	<u>175,316.98</u>
Report Totals:	173,862.62	1,522.36	68.00	0.00	175,316.98

**Millard Public Schools - Planned Disposition of Surplus Property**

BOE Packet Due Date: **9/13/2011**

BOE Meeting Date: **9/19/2011**

Sale or Disposals Scheduled After: **9/19/2011**

<b>Lot</b>	<b>Quantity</b>	<b>Description</b>
1	20	laptop computers
2	2	sets walkie talkies
3	2	band saws
4	1	pallet bakeware
5	3	A/V carts
6	1	electronic drum
7	1	table saw
8	1	scroll saw
9		
10		
11		
12		
13		
14		
15		
16		
17		
18		
19		
20		
21		
22		
23		
24		
25		
26		
27		
28		
29		
30		

Committee Meeting  
Minutes  
September 12, 2011

The members of the Board of Education met as a committee of the whole on Monday, September 12, 2011 at 6:00 p.m. at the Don Stroh Administration Center, 5606 South 147<sup>th</sup> Street. The agenda topics included school day, calendar and early dismissal.

Present: Linda Poole, Dave Anderson, Mike Pate, Patrick Ricketts, and Todd Clarke

Absent: Mike Kennedy

Also in attendance were Keith Lutz, Mark Feldhausen, Angelo Passarelli, and other administrators.


To begin the meeting Angelo Passarelli reviewed the comparisons of calendars from the other metro districts.

Mark Feldhausen presented the instructional hour comparisons from those same districts. Dr. Feldhausen gave an overview of how the buildings used the extra time in the elementary classrooms and at the middle school level. Dave Anderson would like to hear from the staff members at the end of the year as to how they thought the extra time in the classroom benefited the students. Dr. Feldhausen said a follow-up could be done at the end of the school year as to what was accomplished with those additional minutes knowing that each building uses the time to accomplish what is needed from their building plans, or how the test results of the ELOs dictates what is needed by their students.

The Board members discussed the importance of reconvening the calendar committee to receive feedback and suggestions from community members as it relates to the calendar. After the committee comes to consensus on the calendar they would provide their recommendation to the Dr. Lutz, and he would bring his recommendation to the Board of Education for approval.

In addition to the previous two parameters, which includes, each semester will have a balanced number of days with first semester ending at the winter break, and four placeholder days will be noted at the end of the calendar and will be used for the first four snow days that are taken, the board established a third parameter, which is to have the last day of school before Memorial Day. Any recommendation would affect the calendar for 2012-2013.

Dr. Lutz explained a little bit of the history as to how the early dismissal on Wednesdays began, and how the process was difficult, and consensus was not reached by the committee. Board members discussed possibly surveying the community as to their feelings about the dismissal on Wednesdays, and give them other alternatives. Dr. Lutz said an evaluation could be done if the board desires, and then he could bring a recommendation forward on early dismissal on Wednesday. Building Principals are to check with their community regarding support for Wednesday early dismissal.

  
Chairman

**AGENDA SUMMARY SHEET**

**AGENDA ITEM:** Approve Policy 6235

**MEETING DATE:** September 19, 2011

**DEPARTMENT:** Educational Services

**TITLE AND BRIEF DESCRIPTION:** Approval of Policy 6235—Taught Curriculum – Make-Up Work

**ACTION DESIRED:**  Approval

**BACKGROUND:** The policy has been revised to reflect the changes approved on August 15, 2011, in Rule 5200.1 on Attendance and the make-up of homework.

**RECOMMENDATIONS:** Approve revised Policy 6235

**STRATEGIC PLAN REFERENCE:** None

**TIMELINE:** Immediately

**RESPONSIBLE PERSON(S):** Mark Feldhausen, Assoc. Supt. (Educational Services)

**SUPERINTENDENT'S APPROVAL:** 

**BOARD ACTION:**



## Curriculum, Instruction, and Assessment

### Taught Curriculum - Make-Up Work

**6235**

Students who are absent from school (with excused absences [or unexcused absences](#)) shall be assigned those make-up activities for the purpose of allowing the student to successfully complete the minimum class requirements and derive the maximum benefit from the instructional material.

Policy Adopted: June 16, 1975

Revised: November 18, 1996; May 17, 1999; [September 19, 2011](#)

Reaffirmed: November 6, 2006

Millard Public Schools  
Omaha, Nebraska

**AGENDA SUMMARY SHEET**

**AGENDA ITEM:** Approve Rule 6235.1

**MEETING DATE:** September 19, 2011

**DEPARTMENT:** Educational Services

**TITLE AND BRIEF DESCRIPTION:** Approval of Rule 6235.1—Taught Curriculum – Make-Up Work

**ACTION DESIRED:**  Approval

**BACKGROUND:** The rule has been revised to reflect the changes approved on August 15, 2011, in Rule 5200.1 on Attendance and the make-up of homework.

**RECOMMENDATIONS:** Approve revised Rule 6235.1

**STRATEGIC PLAN REFERENCE:** None

**TIMELINE:** Immediately

**RESPONSIBLE PERSON(S):** Mark Feldhausen, Assoc. Supt. (Educational Services)

**SUPERINTENDENT'S APPROVAL:** 

**BOARD ACTION:**

## Curriculum, Instruction, and Assessment

### Taught Curriculum - Make-Up Work

6235.1

~~The teacher of each subject area will determine the plans for making up the work.~~

#### Make-up Work for Excused and Unexcused Absences.

The teacher of each grade or subject area will determine the plans for making up the work subject to the following considerations.

1. Schoolwork missed due to an excused or unexcused absence, must be completed to the satisfaction of each teacher whose class was missed.
2. Students will have a minimum of one (1) school day for each day of absence, to make up missed schoolwork. Students who do not make up their work within the prescribed time limits will not receive credit for the work missed.
3. Make up work will be provided when a student returns from an absence.
4. Providing early or late semester exams is at the discretion of the building principal or the principal's designee.

During prolonged absence due to illness, the parent may call the school office to make arrangements for picking up the missed work.

When the school administration has given approval for a student to participate in school sponsored programs such as High Ability Learners (HAL) Seminars, music programs, dramatics, or athletics, the student should not be penalized for not being present to take tests and participate in the daily work. The student ~~should~~ shall be given an opportunity to make up any work missed.

Rule Approved: June 16, 1975  
Revised: May 17, 1999; September 19, 2011  
Reaffirmed: November 6, 2006

Millard Public Schools  
Omaha, NE

**AGENDA SUMMARY SHEET**

**AGENDA ITEM:** Approval of Inter-Local Agreement

**MEETING DATE:** September 19, 2011

**DEPARTMENT:** Office of the Superintendent

**TITLE AND BRIEF DESCRIPTION:** Inter-Local – Superintendent’s Truancy Plan

**ACTION DESIRED:** Approval

**BACKGROUND:** All agencies listed will eventually sign one common document.

**OPTIONS/ALTERNATIVE CONSIDERATIONS:**

**RECOMMENDATIONS:** Approval

**STRATEGIC PLAN REFERENCE:**

**IMPLICATIONS OF ADOPTION OR REJECTION:** Non-Compliance with truancy law.

**TIME LINE:**

**PERSONS RESPONSIBLE:** Keith Lutz

**SUPERINTENDENT’S APPROVAL:** \_\_\_\_\_  \_\_\_\_\_

## GOALS INTERLOCAL AGREEMENT BETWEEN

**Bellevue Public Schools**  
**Bennington Public Schools**  
**Douglas County West Public Schools**  
**Elkhorn Public Schools**  
**Gretna Public Schools**  
**Millard Public Schools**  
**Omaha Public Schools**  
**Papillion - La Vista Public Schools**  
**Ralston Public Schools**  
**South Sarpy School District #46**  
**Westside Community Schools**  
**Douglas County Juvenile Court**  
**Sarpy County Juvenile Court**  
**Douglas County Attorney's Office**  
**Sarpy County Attorney's Office**  
**Douglas County Juvenile Probation**  
**Sarpy County Juvenile Probation**  
**Douglas County Juvenile Assessment Center**  
**Sarpy County Juvenile Assessment Center**  
**Nebraska Department of Health and Human Services**  
**Omaha Police Department**  
**Sarpy County Sheriff**  
**Douglas County Sheriff**  
**Ralston Police Department**  
**Bennington Police Department**  
**Bellevue Police Department**  
**Papillion Police Department**  
**La Vista Police Department**

This Agreement is made and entered into this \_\_\_\_\_ day of \_\_\_\_\_ 2011, by and between Millard Public Schools and entities listed above, jointly referred to hereafter as the Parties.

**WHEREAS**, the Parties desire to engage in joint collaborative action to address early intervention with at-risk students, pursuant to Nebraska law, and

**WHEREAS** the Parties desire to effectuate the joint collaborative pursuant to the Superintendent's Plan created pursuant to law, and known as GOALS, and

**WHEREAS**, the parties desire to cooperate in the planning, development, maintenance and operation of GOALS, and

**WHEREAS**, the *Interlocal Cooperative Act Neb. Rev. Stat. 13-801 et. seq (Reissue 2007)* permits units of local government in the State of Nebraska to cooperate with one another for the purpose of jointly exercising governmental authorities and responsibilities.

**NOW THEREFORE**, in consideration of the mutual covenants herein contained, the Parties do hereby agree as follows with regard to the Project.

1. Each Party will:

A: Provide a representative to attend, share data, and jointly collaborate on intervention procedures pursuant to the GOALS plan.

B: Provide assistance when needed to help with the establishment of GOALS administrative needs.

C: It is understood that funding, may be made available by one or more public or private agencies, which may be in-kind funds, or real or personal property. It is further understood that each Party agrees as an individual entity to accept donations that are made in furtherance of GOALS objectives, and to dedicate such donations toward GOALS objectives as agreed upon by the Parties to this agreement. In effectuating GOALS, a majority vote of the members shall constitute agreement by the Parties. The Parties may agree to such conduct, practices, procedures and other administrative guidance and action as deemed necessary for the productive implementation of GOALS.

## 2. NONDISCRIMINATION CLAUSE

In connection with the carrying out of the activities provided herein, the Parties shall not discriminate against an employee or applicant for employment because of race, color, religion, sex, disability, national origin, age, marital status or receipt of public assistance.

## 3. HOLD HARMLESS CLAUSE

Each party agrees to indemnify and hold harmless to the fullest extent allowed by law, the other party from and against any and all claims, damages, losses and expenses (including attorney's fees) arising out of or resulting from the acts or omissions of the indemnifying party or its agents or employees in performance of this Agreement. Each party agrees that it will be responsible for its own acts and omissions and the results of its own acts and omissions, and shall not be responsible for the acts and omissions of the other party. The parties agree to assume all risk and liability for any injury to persons or property resulting in any manner from each party's own acts or omissions related to the Agreement, including acts or omissions by each party's own agents or employees related to this Agreement. Liability includes any claims, damages, losses and expenses (including attorney's fees) arising out of or resulting from performance of this Agreement that results in any claim for damage whatsoever including any bodily

injury, sickness, disease, property damage, or loss of use.

#### 4. INDEPENDENT CONTRACTOR CLAUSE

It is the expressed intent of the parties that this Agreement shall not create an employer-employee relationship, and the contractor, subcontractor, or any employees or other persons acting on behalf of such contractor or subcontractor employed by any party in the performance of the Agreement, shall be deemed to be independent contractor(s) during the entire term of this Agreement or any renewals thereof. It is agreed between the parties that the designated staff of each party shall at all times continue to be employees of such party for the duration of the Agreement and shall not be deemed employees of the other parties hereto. Any contractor, subcontractor or agent shall be responsible for all salary and benefits payable pursuant to the contractor's contract to perform the work contemplated by this Agreement and such contractor's employees shall not be entitled to any salary from any party hereto or to any benefits made to employees or any party hereto, including but not limited to, overtime, vacation, retirement benefits, worker's compensation, sick leave or injury leave. Any such contractor shall also be responsible for maintaining worker's compensation insurance, unemployment insurance and any applicable malpractice insurance coverage for its employees, and for payment of all federal, state, local and any other payroll taxes with respect to the employee's compensation.

#### 5. INSURANCE CLAUSE

Each Party will maintain a level of self insurance and, require its contractors, subcontractors and agents to maintain insurance policies of the following types and with the following limits while engaged in the implementation of GOALS:

##### Workers' Compensation Insurance

Workers' Compensation Insurance fully insuring its employees as required by law. Said insurance shall be obtained from an insurance company, which is authorized to do business in the State of Nebraska.

Insurance coverage amounts required:

Coverage A	Statutory
Coverage B	
Bodily injury by accident	\$100,000 each accident
Bodily injury by disease	\$500,000 policy limit
Bodily injury by disease	\$100,000 each employee

## General Liability Insurance

General Liability Insurance naming and protecting them and the sponsor against claims for damages resulting from (1) bodily injury including wrongful death, (2) personal injury liability and (3) property damage which may arise from operations under this Agreement whether such operations be by the contractor, subcontractor, or any one directly employed by them. The minimum acceptable limits of liability to be provided by such insurance shall be as follows:

Commercial general liability:	
General aggregate	\$2,000,000
Products/completed operations aggregate	\$2,000,000
Personal/advertising injury	\$1,000,000 and one person
Bodily injury/property damage	\$1,000,000 per occurrence
Fire damage	\$50,000 per any one fire
Medical payments	\$5,000 per any one person
Commercial automobile liability:	
Bodily injury/property damage	\$1,000,000 combined single limit
Umbrella/excess liability:	
Primary insurance	\$1,000,000 per occurrence
Builder's Risk	100% of work completed values

## 6. ASSIGNMENT

No Party or Parties may assign their respective duties and responsibilities under this Agreement without the express written permission of the other Parties.

## 7. TERM OF AGREEMENT

The term of this Agreement shall be from the date of execution until July 31, 2014.

## 8. INTERLOCAL AGREEMENT PROVISIONS

This Agreement shall not create any separate legal or administrative entity. It shall be administered jointly by the parties, through one representative to be designated by each Party. There shall be no jointly held property as a result of this Agreement, although real and personal property of the parties may be utilized by the Parties individually or as a whole to effectuate this Agreement, as agreed upon by the Parties. This agreement does not authorize the levying, collecting or accounting of any tax. This agreement may be terminated by any party upon 10 days advance written notice.

## 9. CONFIDENTIALITY AND NON-DISCLOSURE

The Parties agree and understand that education records and information contained therein are confidential, that they will abide by all applicable statutes and regulations with respect to the confidentiality of education records, that information in education



records shall only be used for the purposes for which the disclosure was made, and that information in education records will not be disclosed to any non-party, except as authorized by 20 U.S.C. §§ 1232g(b)(1)(A)-(K) and 34 C.F.R. §§ 99.31(a)(1)-(16), without the prior written consent of the parent or eligible student.

**IN WITNESS WHEREOF**, the Parties have caused these presents to be executed by their duly authorized officials as of the date indicated below:

**EXECUTED** by the \_\_\_\_\_ this \_\_\_\_\_ day of \_\_\_\_\_, 2010

Approved as to form this \_\_\_\_\_ day of \_\_\_\_\_, 2011 by Douglas/Sarpy County

\_\_\_\_\_.

Attest:

\_\_\_\_\_  
County Clerk

**EXECUTED** by the \_\_\_\_\_ School District a/k/a \_\_\_\_\_ this \_\_\_\_\_ day of \_\_\_\_\_, 2011

By: \_\_\_\_\_ Secretary, Board of Education  
President, Board of Education

**EXECUTED** by the \_\_\_\_\_ School District a/k/a \_\_\_\_\_ this \_\_\_\_\_ day of \_\_\_\_\_, 2011

By: \_\_\_\_\_ Secretary, Board of Education  
President, Board of Education

**EXECUTED** by the \_\_\_\_\_ School District a/k/a \_\_\_\_\_ this \_\_\_\_\_ day of \_\_\_\_\_, 2011

By: \_\_\_\_\_ Secretary, Board of Education  
President, Board of Education

(include all necessary signature blocks in proper form)

**AGENDA SUMMARY SHEET**

**AGENDA ITEM:** Policy 6001—Millard Education Program

**MEETING DATE:** September 19, 2011

**DEPARTMENT:** Educational Services

**TITLE AND BRIEF DESCRIPTION:** First Reading of Policy 6001—Millard Education Program

**ACTION DESIRED:**   X   First Reading

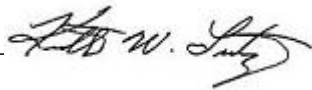
**BACKGROUND:** The policy has been revised to reflect the language of the District's Mission.

**RECOMMENDATIONS:** None

**STRATEGIC PLAN REFERENCE:** None

**TIMELINE:** Immediately

**RESPONSIBLE PERSON(S):** Mark Feldhausen, Assoc. Supt. (Educational Services)

**SUPERINTENDENT'S APPROVAL:**     

**BOARD ACTION:**

## Curriculum, Instruction, and Assessment

### Millard Education Program (MEP)

**6001**

#### Philosophy

The educational programs of the Millard Public Schools shall comply with all state and federal laws and regulations and shall guarantee that each student develops the character traits and masters the knowledge and skills necessary for personal excellence and responsible citizenship ~~afford all students the opportunity to learn the academic and life skills necessary for personal success and responsible living~~. The educational program will be called the Millard Education Program.

The Millard Education Program (MEP) will consist of content curriculum, appropriate instructional strategies, and valid assessment methodologies. This program will utilize a standards-driven, accountability-based model.

#### Operationalization

District-wide planning will result in the alignment of the written, taught and assessed curriculum. A comprehensive staff development program shall provide all staff with the skills to deliver the curriculum and assess student learning.

Related Policies and Rules: 6001.1

Policy Adopted: April 19, 1999

Revised: August 2, 2004; [October 3, 2011](#)

Millard Public Schools  
Omaha, Nebraska

## Curriculum, Instruction, and Assessment

### Millard Education Program (MEP)

**6001.1**

For the purpose of the Millard Education Program the following definitions shall apply.

Content curriculum – identified knowledge, skills, and processes

Instructional strategies – teaching practices that support student learning

Assessment methodologies – processes by which student performance and mastery are judged

Millard Standards – District developed ~~and state approved~~ essential learner outcomes for academic and life skills [that are based on state academic content standards and indicators](#)

Accountability – roles and responsibilities of the board of education, superintendent, central office personnel, building personnel, and students, relative to the MEP

Alignment – demonstrated relationship among written, taught, and assessed curriculum

Staff Development – Professional opportunities whereby employees gain the knowledge and skills necessary to implement the District curriculum to improve student learning

Related Policies & Rules: 6001, 6110

Legal Reference: Neb. State Law § 79-830; [§ 79-760.01 - .03](#); [Title 92, Nebraska Administrative Code, Chapter 10](#)

Rule Approved: April 19, 1999

Revised: August 2, 2004; [October 3, 2011](#)

Millard Public Schools  
Omaha, Nebraska

**AGENDA SUMMARY SHEET**

**AGENDA ITEM:** Reaffirm Policy 8225 – Internal Board Policies – Use of Public Funds

**MEETING DATE:** September 19, 2011

**DEPARTMENT:** Office of the Superintendent

**TITLE AND BRIEF DESCRIPTION:** It has been several years since the policies and rules in the 8000 series have been updated or reaffirmed.

**ACTION DESIRED:** Reaffirm

**BACKGROUND:**

**OPTIONS/ALTERNATIVE CONSIDERATIONS:**

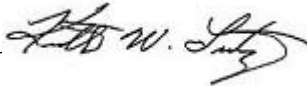
**RECOMMENDATIONS:** Reaffirm

**STRATEGIC PLAN REFERENCE:**

**IMPLICATIONS OF ADOPTION OR REJECTION:**

**TIME LINE:**

**PERSONS RESPONSIBLE:** Keith Lutz

**SUPERINTENDENT'S APPROVAL:** \_\_\_\_\_  \_\_\_\_\_

## Internal Board Policies

### Use of Public Funds

8225

The Board will follow state and federal laws and regulations governing the expenditures of public funds. The Local Government Miscellaneous Expenditure Act (Neb. Rev. Stat. §13-2201 through 13-2204) provides a legal basis for certain types of expenditures for which there previously had been no statutory authority or for which there had been questionable legal authority.

The Nebraska Accountability and Disclosure Commission has adopted a document entitled Use of Public Funds by Cities and Villages. The Board recognizes the following general guidelines of the commission:

1. Public funds may be used to purchase plaques, certificates, and similar tokens of acknowledgement or appreciation for public officials, and public employees; provided however, the governing board shall, by official action after a public hearing, establish a uniform policy which sets a dollar limit on the value of any plaque, certificate of achievement, or item of value to be awarded. The policy may not be amended or altered more than once in any twelve-month period.

The Board hereby establishes the following maximum dollar limits of value:

Plaques	\$25.00
Certificates of achievement	\$10.00
Retirement gift	\$75.00
Thirty-year service recognition gift	\$50.00

2. Public funds may not be expended for the expenses of a spouse of a public employee or public official in connection with attendance at a conference. The Local Government Miscellaneous Expenditure Act specifically prohibits using public funds to pay the expenses of a spouse of an elected or appointed official. The Accountability and Disclosure Act prohibits the use of public funds for the financial benefit of an immediate family member of a public official or public employee {Neb. Rev. Stat. §49-14,101(4)}.
3. Public funds may not be expended for flowers and memorials for deceased elected officials, employees or their families.
4. Public funds may be expended for a recognition dinner for elected officials and employees. The Local Government Miscellaneous Expenditure Act provides that one recognition dinner each year may be held for elected and appointed officials, employees, or volunteers of the local government. It provides, however, that the maximum cost per person for the dinner must be established by formal action of the governing body and may not exceed \$25. The Board hereby establishes the maximum cost per person at \$25.
5. Monies received from vending machines on district property are public funds. The use of this money is subject to the same restrictions placed on any other public funds regardless of its source.
6. Monies received from recycling aluminum cans are not subject to restrictions placed on public funds, since the cans are the property of the purchasing consumer. It is permissible to allow the consumer to voluntarily deposit their aluminum cans in a receptacle on District property. The proceeds of the sale of the cans are not restricted.

Legal Reference: Neb. Rev. Stat. § 13-2201 through 13-2204, and 49-14,101(4), and  
79-807 Board of Education; compensation, and;  
79-546 Association of school boards, membership dues; payment authorized, and;  
A Guideline to the Use of Public Funds by Cities and Villages - Revised, Adopted by the  
Nebraska Accountability and Disclosure Commission, September 17, 1993

Related Policies & Rules: 8260, 8240, 8240.1, 8270

Policy Adopted: September 9, 1996

Revised: August 3, 1998

Reaffirmed: February 17, 2003; [September 19, 2011](#)

Millard Public Schools  
Omaha, NE

**AGENDA SUMMARY SHEET**

**AGENDA ITEM:** Reaffirm Policy 8260 – Internal Board Policies – Employee Recognition

**MEETING DATE:** September 19, 2011

**DEPARTMENT:** Office of the Superintendent

**TITLE AND BRIEF DESCRIPTION:** It has been several years since the policies and rules in the 8000 series have been updated or reaffirmed.

**ACTION DESIRED:** Reaffirm

**BACKGROUND:**

**OPTIONS/ALTERNATIVE CONSIDERATIONS:**

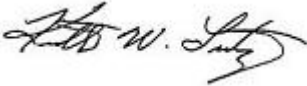
**RECOMMENDATIONS:** Reaffirm

**STRATEGIC PLAN REFERENCE:**

**IMPLICATIONS OF ADOPTION OR REJECTION:**

**TIME LINE:**

**PERSONS RESPONSIBLE:** Keith Lutz

**SUPERINTENDENT'S APPROVAL:** \_\_\_\_\_  \_\_\_\_\_



## **Internal Board Policies**

### **Employee Recognition**

**8260**

Each year, employees who have served the District for 10 years, 15 years, 20 years, 25 years, 30 years, 35 years and beyond, in five-year increments, will be honored by a Board dinner. A plaque will be given to 10-year honorees. A plaque attachment designating years of service will be given to honorees as the honorees complete the service of each successive five year increment. Beginning with the 30th year, employees will receive a special gift designated by the Board. The budget for this employee recognition shall be set annually by the Board and will comply with expenditure rules established by the Nebraska Accountability and Disclosure Commission.

Related Policies & Rules: 8225P

Policy Adopted: September 9, 1996  
Revised: March 3, 2003; [September 19, 2011](#)

Millard Public Schools  
Omaha, NE

**AGENDA SUMMARY SHEET**

**AGENDA ITEM:** Reaffirm Policy 8330 – Internal Board Policies – Formulation of Administrative Regulations

**MEETING DATE:** September 19, 2011

**DEPARTMENT:** Office of the Superintendent

**TITLE AND BRIEF DESCRIPTION:** It has been several years since the policies and rules in the 8000 series have been updated or reaffirmed.

**ACTION DESIRED:** Reaffirm

**BACKGROUND:**

**OPTIONS/ALTERNATIVE CONSIDERATIONS:**

**RECOMMENDATIONS:** Reaffirm

**STRATEGIC PLAN REFERENCE:**

**IMPLICATIONS OF ADOPTION OR REJECTION:**

**TIME LINE:**

**PERSONS RESPONSIBLE:** Keith Lutz

**SUPERINTENDENT'S APPROVAL:** \_\_\_\_\_  \_\_\_\_\_

## Internal Board Policies

### Formulation of Administrative Regulations

**8330**

The Superintendent shall implement the policies of the Board and provide for the District to meet the requirements of law. He or she shall, from time to time, formulate and enact rules and regulations for the operating of the schools of the District and District activities.

The rules and regulations shall be approved by the Board prior to the effective date of the rules and regulations.

The Superintendent may delegate to building principals and other administrators authority to formulate and establish rules and regulations for buildings and activities. The rules and regulations of the building principals and administrators shall be subject to the approval of the Superintendent and Board.

The Superintendent or his or her designee shall select the means of publication to inform persons and organizations to which the rules and regulations apply.

Policy Adopted: February 4, 1974  
Revised: March 3, 2003; [September 19, 2011](#)

Millard Public Schools  
Omaha, NE

**AGENDA SUMMARY SHEET**

**Meeting Date:** September 19, 2011

**Department** Human Resources

**Action Desired:** Approval

**Background:** Personnel item: (1) Hires

**Options/Alternatives  
Considered:** N/A

**Recommendations:** Approval

**Strategic Plan  
Reference:** N/A

**Implications of  
Adoption/Rejection:** N/A

**Timeline:** N/A

**Responsible  
Persons:** Jim Sutfin, Ed.D.

**Superintendent's Signature:** \_\_\_\_\_

September 19, 2011

**TEACHERS RECOMMENDED FOR HIRE**

**Recommend: the following teachers be hired for the 2011/2012 school year:**

1. Beverly J. Kahler – BA+36 – Utah State. Grade 2 Teacher at Upchurch Elementary School for the 2011-2012 school year. She was previously on a short term contract in this position.

## AGENDA SUMMARY SHEET

**Agenda Item:** Exiting Senior Survey Report – Class of 2011

**Meeting Date:** September 19, 2011

**Department:** Educational Services

**Title and Brief Description:** Class of 2011 Exiting Senior Survey

**Action Desired:** Information Only

**Background:** Every graduating senior is asked to participate in the Exiting Senior Survey. This survey, completed through Naviance, included questions regarding life skills, participation in extracurricular activities, what students plan in the future year and if they believe they are prepared for those upcoming opportunities.

The number of students who were unsure of their future plans decreased from 34% to 23.7% in 2011. Also, on an increase is the number of students who felt prepared for their postsecondary plans from 84.4% in 2010 to 87.4% in 2011.

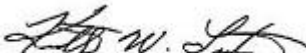
This report, as well as individual building survey results will be shared with each high school principal and their assistants. The results are also related to other district initiatives and can be used by such groups as building 40 Developmental Asset<sup>®</sup> leaders, counselors, advisors and Activity Directors.

**Recommendations:** Receive the report and continue the Annual Exiting Senior Survey

**Strategic Plan Reference:** NA

**Timeline:** An annual report for the Board of Education

**Responsible Persons:** Dr. Mark Feldhausen, Dr. Nancy Johnston, and Barb Waller

**Superintendent's Signature:** \_\_\_\_\_  \_\_\_\_\_

### **HIGHLIGHTS FROM THE EXIT SURVEY**

- The percent of students who participate in extracurricular activities increased at Millard North, Millard South and Millard West. While the data reflects a decrease at Horizon High School, it is noted that the school day at Horizon changed from a 1:45 dismissal to 3:15 and students are now able to participate in clubs, activities, and athletics at their home high schools.
- The percent of students who held a job during high school remained constant at 83% in 2011 and 82.8% in 2010. Of those who reported working, 38% of the students from Horizon worked more than 20 hours per week and 35.3% of the students from South worked more than 20 hours per week.
- The number of students who are unsure of their plans has decreased gradually from 34% in 2007 to 23.7% in 2011.
- The percent of students who graduate feeling prepared for their post secondary plans increased from 84.4% in 2010 to 87.4% in 2011.
- The number of students who plan to continue their education after high school has fluctuated between 88.5% in 2005 and 96.3% in 2011.
- The percent of students who report a grade point average of 3.0 - 4.0 has gradually increased since 2008.
- Fifty-three percent of the students felt they took the most challenging courses for their abilities.
- Forty-two percent of students with a GPA below 2.0 plan to be a full or part time student.
- Overall career goals shifted slightly.

Graduates reported increased interest in the following career fields:

- Industrial, Manufacturing & Engineering Systems
- Environmental and Agricultural Systems

Graduates reported a decreased interest in the following career fields:

- Arts, Communication & Information

## Summary of 2011 Graduating Seniors Exit Survey

**From which Millard High School are you graduating?**

School	Number of Responses	Number of graduates (Seniors)	Percent of graduates
NHS	517	543	95.2
SHS	447	444	100
WHS	487	493	98.7
Total	1451	1480	98

Horizon High School had 66 students graduate during the 2010-2011 school year. Sixty-four graduates responded to the survey. The result of more surveys than number of graduates can be attributed to junior graduates, who are not included in the number of graduating seniors.

**Are you scheduled to graduate with your class?**

School	Yes	Percent	No	Percent	No response
HHS	45	70.3	19	29.7	0
NHS	488	99.8	1	.2	0
SHS	418	99.8	1	.2	0
WHS	473	99.2	4	.8	0

**How many years did you attend a Millard High School?**

	Attended 1 year or less	2 years	3 years	4 years	More than 4 years
All schools	37	49	68	1285	20

**Did you participate in any extracurricular activities such as sports, music, clubs, etc. while attending high school in Millard?**

School	Yes	Percent	No	Percent
HHS	19	29.7	45	70.3
NHS	394	80.4	96	19.6
SHS	308	73.5	111	26.5
WHS	390	81.8	87	18.2

The percentage of students who participated in extracurricular activities was highest at Millard West High School at 81.8%. Among students from South High, 73.5% reported participating in activities (increase from 67.2%), and at North High, 80.4% of those students who took the survey reported participating in activities (increase from 78.6%).

Twenty-nine percent of the students who took the survey at the Horizon High School reported participating in extra-curricular activities (decrease from 47.1% in 2010). It is noted that the school day at Horizon changed from a 1:45 dismissal to 3:15. Students are now able to participate in clubs, activities, and athletics at their home high schools.



**Overall, what has been the major emphasis of the high school courses you have taken in Millard?**

School	College Prep only	General Education only	Both College Prep & General Ed selected	College Prep and "Both" combined	Not Sure of Emphasis	Total
HHS 2007	4 (14%)	12 (41%)	4 (14%)	8 (28%)	9 (31%)	29
2008	1 (3%)	14 (45%)	10 (32%)	11 (24%)	6 (19%)	31
2009	2 (9.3%)	10 (47.6)	7 (33.3)	9 (42.6%)	2 (9.5%)	21
2010	0 (0%)	19 (55.9%)	7 (20.6%)	7 (20.6%)	8 (23.5%)	34
2011	0 (0%)	36 (56.3%)	13 (20.3%)	13 (20.3%)	17 (26.6%)	64
NHS 2007	122 (25%)	160 (32%)	178 (36%)	300 (60%)	37 (7%)	497
2008	127 (23%)	184 (34%)	194 (36%)	321 (59%)	38 (7%)	543
2009	171 (30.2%)	177 (31.3%)	206 (36.4%)	377 (66.6%)	34 (6%)	566
2010	155 (27.9%)	132 (23.8%)	246 (44.3%)	401 (68.9%)	49 (8.8%)	582
2011	170 (34.7%)	118 (24.1%)	189 (38.6%)	359 (73.3%)	40 (8.2%)	490
SHS 2007	95 (28%)	104 (30%)	108 (31%)	203 (59%)	38 (11%)	345
2008	104 (22%)	166 (36%)	141 (30%)	243 (52%)	52 (11%)	463
2009	96 (20.9)	164 (35.7)	243 (52%)	261 (56.5%)	47 (10.2%)	460
2010	73 (17%)	177 (41.2%)	153 (35.6%)	226 (50.7%)	42 (9.8%)	445
2011	79 (18.9%)	154 (36.8%)	173 (41.3%)	252 (60.2%)	33 (7.9%)	419
WHS 2007	128 (29%)	118 (27%)	156 (35%)	284 (65%)	38 (9%)	440
2008	107 (22%)	128 (27%)	211 (44%)	318 (66%)	24 (7%)	480
2009	104 (22%)	136 (28.8%)	217 (45.9)	321 (67.9%)	37 (7.8%)	473
2010	124 (24.3%)	145 (28.4%)	224 (43.9%)	348 (65.4%)	39 (7.6%)	532
2011	99 (20.8%)	130 (27.3%)	233 (48.8%)	332 (69.6%)	37 (7.8%)	477
TOTAL 2007	345 (27%)	382 (29%)	442 (34%)	787 (61%)	144 (9%)	1283
TOTAL 2008	338 (23%)	478 (32%)	547 (36%)	885 (61%)	124 (8%)	1487
TOTAL 2009	373 (24.5%)	487 (32%)	595 (39.1%)	968 (63.6)	120 (7.9%)	1520
TOTAL 2010	352 (22.1%)	473 (29.6%)	630 (39.5%)	982 (61.6%)	138 (8.6%)	1593
TOTAL 2011	348 (24%)	438 (30.2%)	608 (41.9%)	956 (65.9%)	127 (8.8%)	1521

**Have you held a job while you attended a high school in Millard?**

School	Yes	No
HHS	46	18
NHS	419	71
SHS	340	79
WHS	400	77
Total	1205	245

The vast majority (83%) of respondents report holding a job while attending high school. This is down from 86.8% in 2009.

If you answered yes to the question “Have you held a job while you attended a high school in Millard?” how many hours did you work per week while in high school?

	1 to 10 hours	11 to 20 hours	Over 20 hours	I don't know
All Schools	268 (21.9%)	570 (46.6%)	391 (32%)	50 (4.1%)

	HHS	NHS	SHS	WHS
Percent working over 20 hours per week	38	31.4	35.3	29.1

Among students who reported holding a job while in high school, 68% worked 20 hours a week or less (decrease from 70%), while 32% worked more than 20 hours a week. Of those who reported working in high school, 38% (decrease from 43.3%) of Horizon seniors and 35.3% (decrease from 37.2%) of South seniors reported working more than 20 hours per week.

Which of the following best describes where you see yourself a year from now?

School	Working full time (A)	Full time student (B)	Work full time/ Part time student (C)	Work part time/ Full time student (D)	Work part time/ Part time student (E)
HHS 2007	5	5	6	8	2
2008	4	1	10	11	4
2009	4	1	4	8	5
2010	5	3	8	13	6
2011	13	6	21	25	7
NHS 2007	26	150	24	270	12
2008	19	159	36	292	21
2009	26	190	48	321	20
2010	33	185	33	290	34
2011	17	170	32	274	25
SHS 2007	25	61	42	201	16
2008	49	92	56	222	36
2009	35	101	49	274	29
2010	48	100	46	237	27
2011	45	100	45	230	22
WHS 2007	21	118	24	247	27
2008	22	136	34	264	16
2009	21	169	33	255	14
2010	23	187	29	277	16
2011	30	151	32	264	26

Ninety-three percent of the respondents in 2010 and 2011 (94.5% in 2009, 94% in 2008 and 2007) expect to be in school at least part of the time a year after they graduate from high school.

If your response to the question “Which of the following best describes where you see yourself a year from now?” was A, B, C, D, or E, (see responses including working in the above question) what kind of work do you think you will be doing?

School	Training/ Internship (A)	Temporary (B)	Permanent Job (C)	Military (D)	Not Sure (E)	Totals
HHS	11	25	9	7	16	59
NHS	60	201	34	9	76	348
SHS	57	158	33	22	81	332
WHS	54	188	24	23	85	350
Totals	182	572	100	61	258	1089
Percent of Total in 2011	16.7	52.5	9.2	5.6	23.7	
Percent of Total in 2010	14.1	47.6	8.1	5.8	24.2	
Percent of Total in 2009	17.9	56	8.7	3.7	22	
Percent of Total in 2008	13	29	9	3	26	
Percent of Total in 2007	15	37	12	3	34	

The degree of uncertainty about the nature of future work decreased from 34% in 2007 to 23.7% in 2011.

Were you adequately prepared by the Millard high school(s) you have attended to enter the workforce, doing such things as being able to prepare résumés, complete job applications, interview for jobs, etc.?

School	Yes	No	Unsure	Totals
HHS	4	4	19	64
NHS	417	25	56	490
SHS	345	21	57	419
WHS	394	35	52	477
Totals	1160	85	184	1429
2011 Percent of Total	81	6	13	
2010 Percent of Total	82	6	12.3	
2009 Percent of Total	84	6	11.1	
2008 Percent of Total	81	6	11	
2007 Percent of Total	80	7	14	

**Do you feel you were adequately prepared to achieve your educational or training goals?**

School	Yes	No	Unsure
HHS	47	2	16
NHS	434	26	39
SHS	361	17	44
WHS	426	23	34
Total	1268	68	133
Percent of Total	87.4	4.7	9.2

The percent of students who feel adequately prepared to achieve their educational or training goals increased from 84.1% in 2010 to 87.4% in 2011.

**If you plan to continue your education after graduation, either full or part time, which of the following fits your plan?**

	4-year public college or university	4-year private college	2-year community college, business or trade school	Military training and one of the armed forces	Not sure yet	Total
All schools	884 (60.9%)	181 (12.4%)	275 (18.9%)	56 (3.8%)	54 (3.7%)	1450

**If you plan to attend any school after graduation, where is the school that you plan to attend?**

	In Omaha	Elsewhere in Nebraska	Neighboring state	Elsewhere in USA	Outside the USA
All Schools	572	411	218	173	9
Percent of total	41.3	29.7	15.7	11	.06

Seventy-one percent (decrease from 75%) of our students plan to get their post-secondary education in Nebraska.

**Which descriptor best characterizes how much you applied yourself in high school?**

School	None	Some	A Fair Amount	Very Much	I Don't Know	Total responses
HHS	2 (3.1%)	29 (45.3%)	24 (37.5%)	5 (7.8%)	4 (6.3%)	64
NHS	9 (1.8%)	97 (19.8%)	236 (48.2%)	143 (29.2%)	5 (1%)	490
SHS	11 (2.6%)	82 (19%)	197 (47%)	124 (29.6%)	5 (1.2%)	419
WHS	11 (2.3%)	111 (23.3%)	209 (43.9%)	143 (30%)	2 (2%)	476
Total	33	319	666	415	16	1449
Percent of Total for all schools	2.3	22	6	28.6	1.1	

Sixty-four percent (increase from 61%) of all students report earning a grade point average of 3.0 or higher, and 28.5% (increase from 24.9%) report applying themselves “very much” during high school.

**Do you feel that you took the most challenging courses for your abilities?**

School	Yes	% of total	No	% of total
Horizon High School	21	32.8	43	67.2
North High School	265	54.1	225	45.9
South High School	210	50.1	209	49.9
West High School	278	58.4	198	41.6
Total	774	53.4	675	46.6

The percent of respondents who felt they took challenging courses increased from 50.5% in 2009 to 53.4% in 2011.

**The following subject areas have been useful in helping me prepare for more schooling or for work:**

	Strongly Agree	Agree	Unsure	Disagree	Strongly Disagree	Total
Art	245	244	411	249	249	1398
Business Education	303	384	429	178	149	1443
English	414	501	308	121	99	1443
Family/ Consumer Science	208	403	480	197	140	1428
Guidance	286	410	458	169	115	1438
Industrial Technology	225	301	417	270	225	1438
Mathematics	494	426	277	129	119	1445
Music	269	221	354	245	353	1442
Oral Communication	351	465	368	134	117	1435
Physical Education	283	353	399	217	192	1444
Science	456	395	307	118	122	1398
Social Studies	336	467	328	143	121	1395
World Language	327	400	373	169	171	1440

The number of students who strongly disagree increased slightly in Business Education, English, Music, Oral Communications, Science, Social Studies and World Language. The number of students who strongly disagree decreased slightly in Art, Family/Consumer Science, Guidance, Industrial Technology, Mathematics and Physical Education. Art and music continue to have higher numbers of students strongly disagree. The question refers only to preparation for more school or work, rather than for life enrichment or leisure. Students are required to take a fine arts course, so they do, even though they do not plan a fine arts career or further education in the arts.

**As I leave high school, my skills in the following areas are adequate for my current needs:**

	Strongly Agree	Agree	Combined % of agree & strongly agree	Unsure	Disagree	Strongly Disagree	Total
Speaking	738	388	1126 (77.4%)	155	84	89	1454
Writing	633	444	1077 (74.6%)	180	99	86	1442
Science	538	433	971 (67.2%)	271	106	96	1444
Social Studies	503	462	917 (63.5%)	258	128	91	1442
Reading	658	414	1072 (74.4%)	186	94	89	1441
Math	586	421	1002 (70%)	217	100	106	1437

The majority of students who responded to the survey report feeling adequately prepared in every skill area however to a lesser degree than in 2009 and 2010.

**My high school education has helped me attain and develop the following life skills:**

	Strongly Agree	Agree	Unsure	Disagree	Strongly Disagree	Total valid responses
Sense of responsibility and discipline	709	417	164	70	87	1447
Ability to work with others to complete tasks	775	377	138	63	90	1443
Obtain, organize, and evaluate information	656	459	174	75	80	1444
Solve problems, make appropriate decisions	690	455	155	72	73	1445
Develop productive working relationships	749	394	150	63	89	1445
Develop skills to adjust to changes	661	460	162	66	83	1432
Manage time and financial resources	511	488	264	100	66	1429
Set and pursue short- and long-term goals	579	475	218	71	81	1424
Respect the rights of others and treat them with consideration	788	357	133	49	93	1420
Follow directions	807	338	125	56	93	1419
Respect ethnic, cultural and social diversity	824	318	126	51	99	1418
Demonstrate good work habits	728	378	158	63	84	1411
Demonstrate perseverance on difficult tasks	689	400	164	57	86	1396

The vast majority of the students who responded to the survey have very positive feelings about their ability to demonstrate the Millard Life Skills.

The following tables document comparisons among the 2007-2011 Exiting Senior Survey results.

**Total number of responses:**

2011 Graduates	2010 Graduates	2009 Graduates	2008 Graduates	2007 Graduates
1462	1570	1520	1492	1301

**Reported grade point averages of respondents as percent of total responses:**

	3.0 to 4.0+	2.0 to 2.99	Below 2.0	I don't know
2011 Grads	64.2	26.5	5	4.3
2010 Grads	61.2	29.2	4.6	5
2009 Grads	60.6	30.9	4.5	4.0
2008 Grads	58	28	4	6
2007 Grads	63	26	5	6

The number of students who report a GPA of 3.0-4.0+ have increased from 57.9% in 2008 to 64.2% in 2011.

**The percentage of students reporting a “Below 2.0” GPA indicating they would be part or full time students a year from taking the survey:**

2011 Graduates	2010 Graduates	2009 Graduates	2008 Graduates	2007 Graduates
42	100	100	84	66.6

**Do you feel you were adequately prepared to achieve your educational or training goals? (All grade-point averages combined)**

	Yes	No	Unsure
2011 Graduates	87.4	4.7	9.2
2010 Graduates	83.6	5.8	11.3
2009 Graduates	85	5.1	9.9
2008 Graduates	82.4	5.6	8
2007 Graduates	81.3	4.5	9.0

**If you plan to attend school full or part time, what is the highest level of education you hope to attain?**

	HHS	NHS	SHS	WHS	Total
Certificate, license, or apprenticeship	6 (10.7%)	15 (3.3%)	27 (7%)	12 (2.7%)	60 (4.4%)
Associate degree (two-year program)	17 (30.4%)	34 (7.4%)	62 (16.1%)	37 (8.2%)	150 (11.1%)
Bachelor Degree (four or more years of college)	30 (53.6%)	229 (49.8%)	183 (47.5%)	250 (55.3%)	692 (51.1%)
Masters Degree (five or more years of college)	12 (21.4%)	164 (35.7%)	112 (29.1%)	126 (27.9%)	414 (30.6%)
Doctorate (seven or more years of college, includes professional degrees in law, medicine, dentistry, etc.)	6 (10.7%)	83 (18%)	48 (12.5%)	71 (15.7%)	208 (15.4%)
Total	56 (4.1%)	460 (33.9%)	385 (22.5%)	452 (33.4%)	

**If you plan to pursue a career in one of the following areas, mark the answer that best represents your overall career goal.**

	<b>Number of Students</b>	<b>Percent of Responses</b>	<b>Percent by Career Field</b>
<b>Business, Marketing &amp; Management</b>			23.3
Marketing, Sales & Services	133	11.3	
Business Management and Administration	195	16.6	
Finance (accounting, bank tellers, insurance underwriters)	68	5.8	
Hospitality & Tourism	26	2.2	
<b>Arts, Communication &amp; Information</b>			11
Arts, A/V Technology & Communication (Journalism, Broadcasting, Performing Arts)	161	14.2	
Information Technology (Information Support, Interactive Media, Network Systems, Programming)	38	3.3	
<b>Industrial, Manufacturing &amp; Engineering Systems</b>			14.6
Architecture and Construction	73	6.4	
Manufacturing	32	2.8	
Science, Technology, Engineering and Math	136	11.9	
Transportation, Distribution & Logistics	23	2	
<b>Health Sciences</b>			20.5
Biotechnology Research and Development	57	4.9	
Diagnostic Services	65	5.6	
Health Information	114	9.9	
Support Services	50	4.3	
Therapeutic Services	85	7.4	
<b>Human Resources and Services</b>			22.5
Law, Public Safety & Security	139	12.3	
Government & Public Administration	27	2.4	
Human Services (Consumer Services, Counseling & Mental Health, Early Childhood Services)	115	10.2	
Education and Training	127	11.2	
<b>Environmental and Agricultural Systems</b>			7.9
Environmental and Agricultural Systems	30	2.7	
Agribusiness Systems	10	.9	
Animal Systems	33	3	
Environmental Service Systems	20	1.8	
Food Products and Processing Systems	13	1.2	
Natural Resource Systems	15	1.3	
Plant Systems	7	.6	
Power	7	.6	
Structural and Technical Systems	8	.7	



**AGENDA SUMMARY SHEET**

**AGENDA ITEM:** Advanced Placement Program Report

**MEETING DATE:** September 19, 2011

**DEPARTMENT:** Educational Services

**TITLE AND BRIEF DESCRIPTION:** Advanced Placement Program Report

**ACTION DESIRED:** Information Only

**BACKGROUND:** Supporting data indicates that the Advanced Placement culture implemented in 2005-2006 as a result of the 2004 District Strategic Plan continues to serve many of our high school students. The number of AP Exams increased from 2,150 during the 2009-2010 school year to 2,352 last school year. In addition, the number of AP Scholars increased by 32, with 254 students named as scholars as a result of 2010-2011 testing. Fifty-five percent of Millard graduates completed at least one AP course while in high school, which was an increase from 52% the prior year. Millard students taking exams, 66% earned a 3 or higher, compared to the state and Global average of 60.2%.

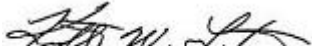
**RECOMMENDATIONS:** The recommendation is to continue to support growth of the AP culture established within the district by encouraging students to take AP courses and exams. In addition, continue to add AP course opportunities for students when appropriately determined through the curriculum cycle process.

**STRATEGIC PLAN:** The 2004 Strategic Plan established action plans that were activated in 2005 calling for the creation of an AP culture, providing systematic training and support for AP teachers, and ensuring the AP curriculum for AP courses is aligned with College Board standards for Advanced Placement exams.

The 2009 Strategic Plan including Strategy 2, Plan 3 and Strategy 4, Plan 4 call to support promoting personal excellence, increasing student achievement, and engaging students.

**RESPONSIBLE PERSONS:** Dr. Mark Feldhausen, Dr. Nancy Johnston, and Kara Hutton

**SUPERINTENDENT'S APPROVAL:**

\_\_\_\_\_  \_\_\_\_\_

### Points of Interest

- During the 2010-11 academic year, Millard high schools provided twenty-two AP courses, and students took a total of 2,352 Advanced Placement exams. Twenty-seven students also took AP exams in areas for which AP courses are not currently offered. Summarized data is listed below.

	North High School			South High School			West High School			District Totals		
	08-09	09-10	10-11	08-09	09-10	10-11	08-09	09-10	10-11	08-09	09-10	10-11
Course Enrollment	943	1012	1094	972	870	1016	1286	1317	1236	3201	3199	3346
Test Enrollment	747	772	878	646	509	682	745	831	765	2138	2112	2325
No Course-Test Enrollment*	7	9	11	9	1	0	23	28	16	39	38	27
Total Tests Taken	754	781	889	655	510	682	768	859	781	2177	2150	2352

\* No Course-Test Enrollment: Numbers are not included in the Test Enrollment numbers

- AP course enrollment increased at two of the three high schools as noted in the above table.
- Of the AP exams taken in 2010-11, 60% of the exams were scored as 3, 4 or 5, compared to 59% in 2009-2010.
- Of the Millard students taking AP exams in 2010-11, 66% of the students earned 3, 4 or 5. Of the total Nebraska students taking AP exams in 2010-11, 60.2% of the students earned 3, 4 or 5, which is equal to the Global (United States and other countries) performance. Therefore, Millard students taking AP exams exceeded Nebraska and Global performance.
- The cost of taking an AP exam in 2011 was \$86.00. During the 2010-2011 school year, \$51,417.00 was provided by the Foundation for 292 students who requested support through an application process to take 591 exams. This was an increase of \$7,299.00 from 2010 when 240 students applied to take 513 exams.
- The number of students recognized by the College Board as AP Scholars continued to grow during 2010-2011 with 254 AP Scholars in Millard, an increase of 32 AP Scholars from 2009-2010.
- In 2010-2011, one of the two Nebraska State Scholars was from Millard Public Schools. The Female State Scholar was from Millard North High School.
- Fifty-five percent of Millard graduates have completed at least one AP course while in high school.
- In 2010-2011, Millard students accounted for 30.4% (2,352/7,726) of the exams taken in Nebraska for the 22 courses MPS offers.
- During 2010-2011, there were a total of 2,352 exams taken in Millard (course and non-course exams) compared to 8,738 across the state. Millard Public School students took 26.9% of total exams within the state. Millard students took more than 40% of the state AP exams in Music Theory (43.8%) and Macroeconomics (42.9%). They took more than 50% of the state AP exams in Japanese Language (50%), French Language (52.5%), Statistics (57.7%), European History (59.4%), and German Language (83.3%).

### Advanced Placement Strategy & Action Plans

The 2003 Strategic Plan established action plans that were activated in 2005 calling for the creation of an AP culture, providing systematic training and support for AP teachers, and ensuring the AP curriculum for AP courses is aligned with College Board standards for Advanced Placement exams.

The 2009 Strategic Plan including Strategy 2, Action Plan 3 call to actively engage students, families and staff to improve student achievement and attain personal excellence, and Strategy 4, Action Plan 4 to utilize instructional best practices, formative and summative assessments, and student data designed to ensure high achievement for all students and all demographic subgroups, which both support promoting personal excellence, increasing student achievement, and engaging students. Advanced Placement<sup>®</sup> courses provide the opportunity for students to achieve personal excellence by engaging in rigorous courses.

### Advanced Placement<sup>®</sup> Courses

Advanced Placement<sup>®</sup> Courses follow the curriculum recommendations of the College Board. The course and corresponding exam provide for a rigorous, fast paced, college level class. During the 2010-2011 school year, Millard offered 22 Advanced Placement<sup>®</sup> courses. Courses are listed below with the number of exams taken.

- English Language and Composition: 334
- English Literature and Composition: 164
- German Language: 15
- French Language: 15
- Spanish Language: 69
- Japanese Language and Culture: 1
- Statistics: 260
- Calculus AB: 135
- Calculus BC: 75
- Computer Science A: 22
- Chemistry: 120
- Biology: 181
- Physics B: 87
- United States History: 164
- European History: 182
- Psychology: 227
- Human Geography: 146
- Comparative Government and Politics: 28
- Macroeconomics: 46
- Microeconomics: 23
- Music Theory: 25
- Latin Vergil: 6

Students may elect to take exams even though the district does not provide a corresponding course. Twenty-seven non-course exams were completed by Millard students during 2010-2011. Examples this past year included: Art History (1), Chinese Language and Culture (1), Environmental Science (5), Physics C: Electricity and Magnetism (7), Physics C: Mechanics (10), United States Government and Politics (2), and World History (1).

### Student Course and Test Enrollment

Overall, there has been an annual increase in enrollment in Advanced Placement® classes since the 2005-2006 school year when the AP Plan was implemented. Enrollment increased in the 2010-2011 school year with an increase of sixty-seven students enrolled in AP courses as noted in Chart 1. The focus of testing is to provide students the opportunity to take a national test, which is utilized as a measure to predict success in college. Students may compare their test results with students nationally who are taking the same exam.

Chart 1 shows the number of students enrolled in AP courses compared to the number of exams taken as a result of participation in the provided courses. Chart 2 reflects the percent of AP participants who took the AP exam by high school building.

Chart 1

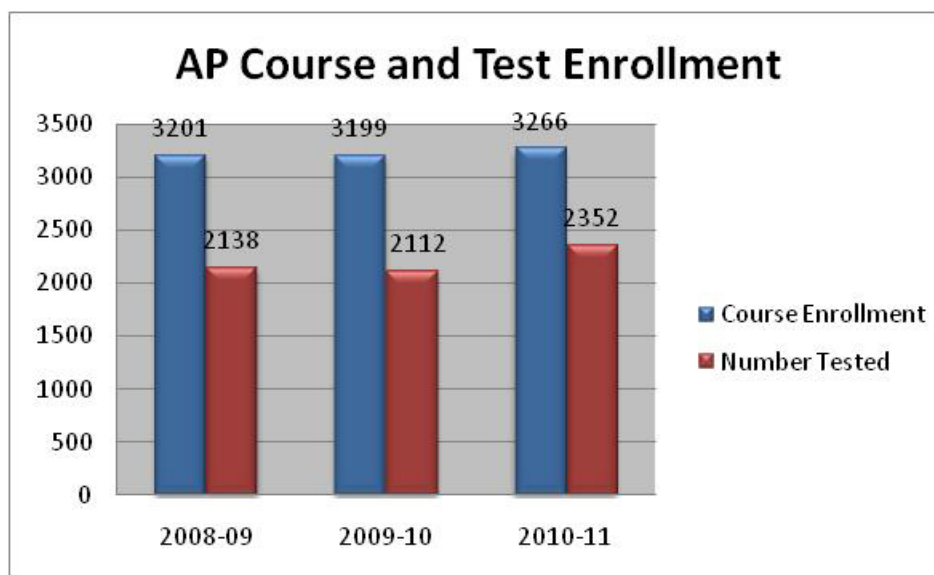
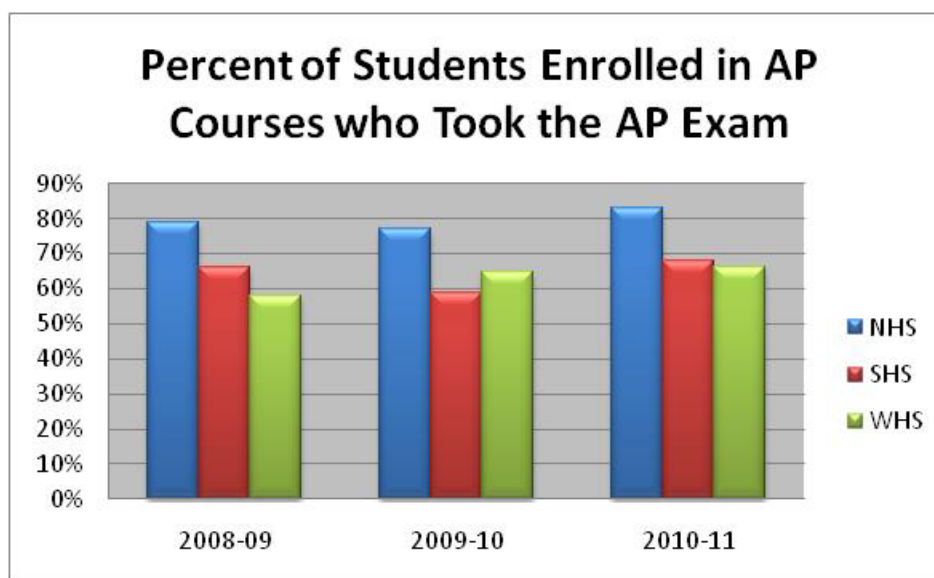
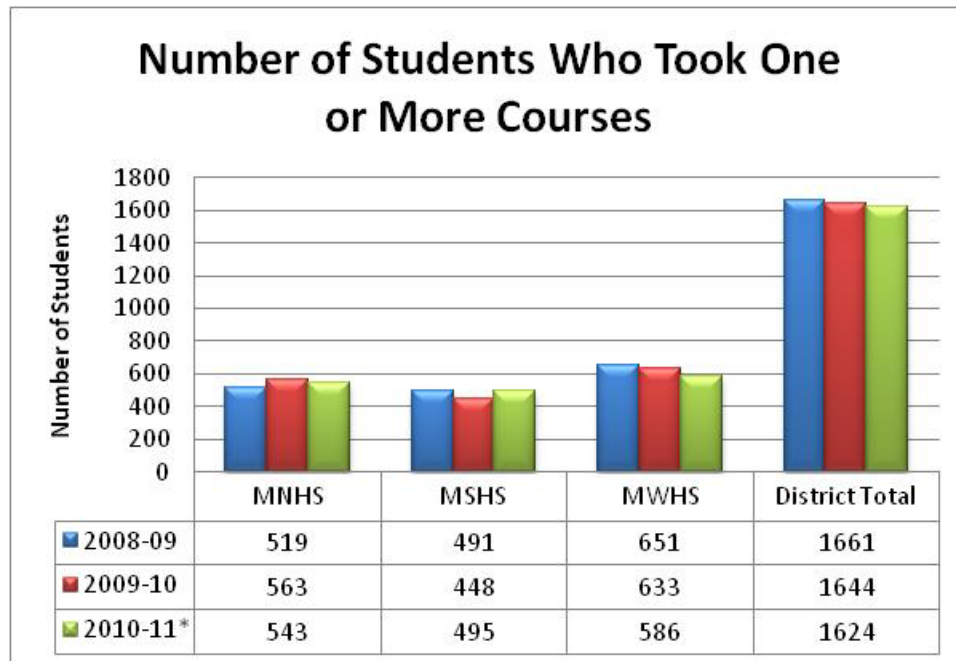


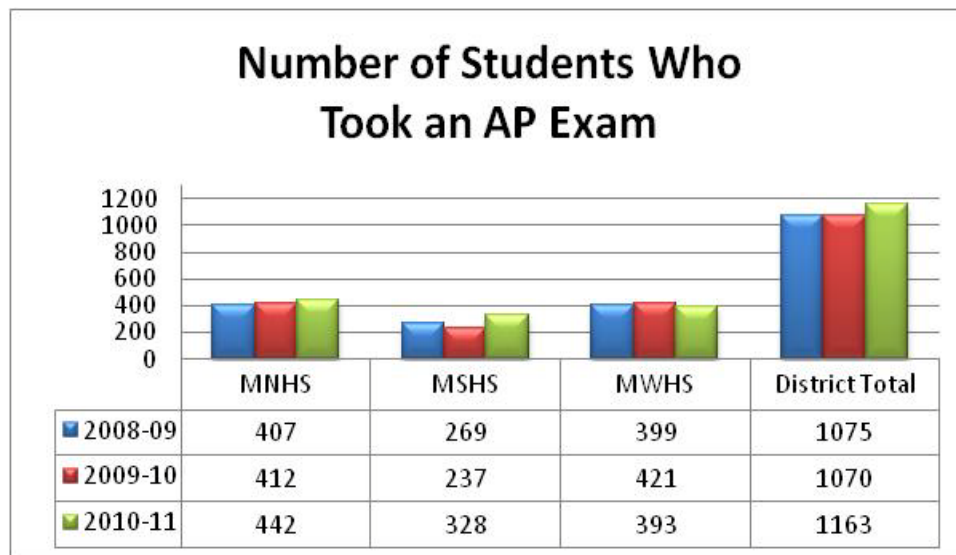
Chart 2





\* Based on course enrollment on third day of term

The number of students who took at least one AP Exam increased by ninety-three between the 2009-2010 school year and the 2010-2011 school year as noted in the below chart.



The following table documents the number of Millard graduates who completed at least one AP course while in high school.

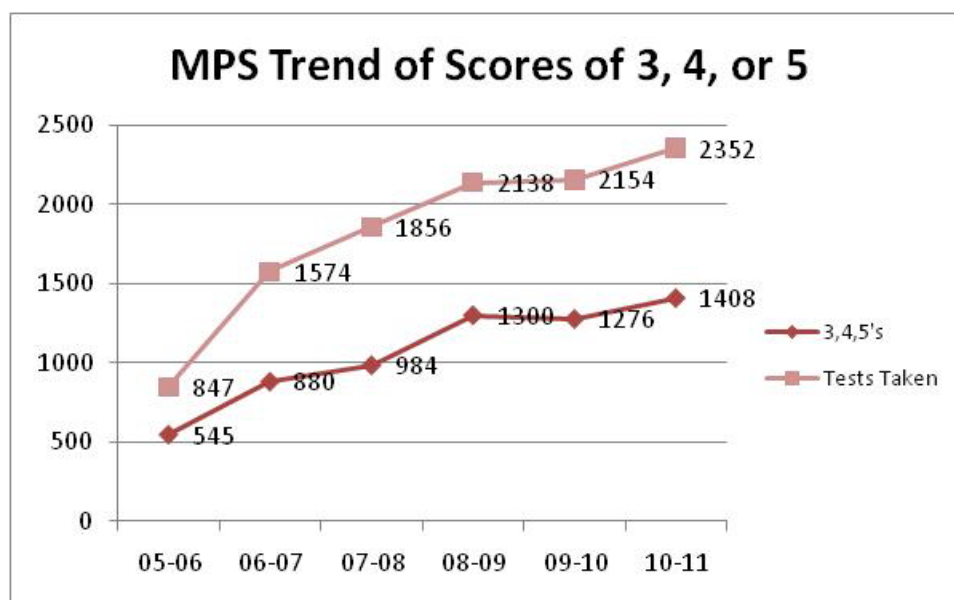
<b>Graduates Who Took at Least One AP Course</b>				
<b>Year of Graduation</b>	<b>2008</b>	<b>2009</b>	<b>2010</b>	<b>2011</b>
Number of graduates who completed at least one AP course	842	898	919	951
Total Number of Graduates	1774	1742	1751	1736
Percent of graduates who completed at least one AP course	47%	52%	52%	55%

### Test Scores

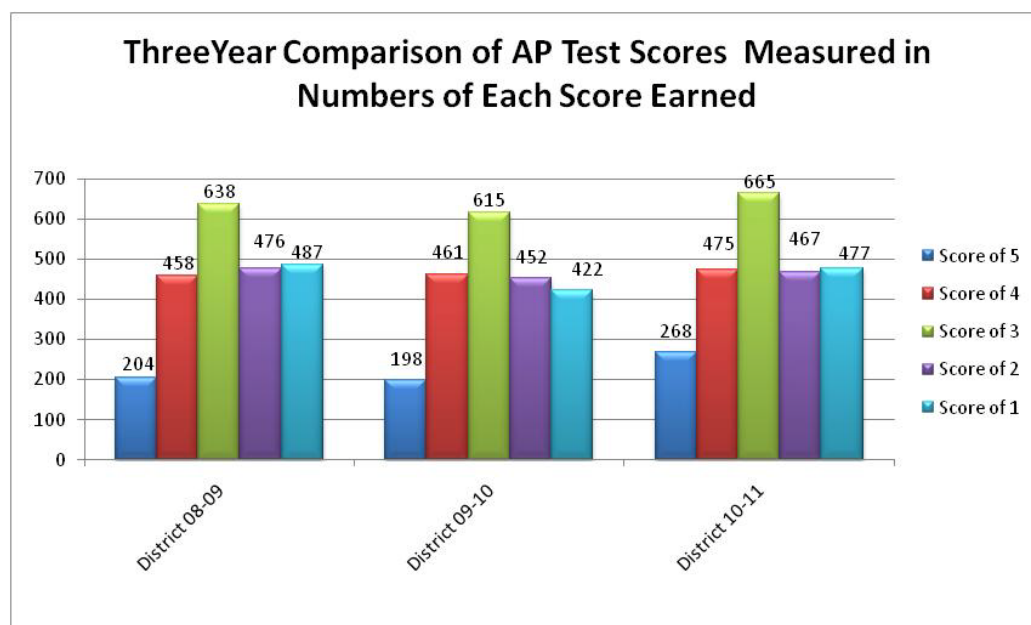
Advanced Placement<sup>®</sup> Examination grades are reported on a five-point scale as follows:

- 5 = Extremely well qualified;
- 4 = Well qualified;
- 3 = Qualified;
- 2 = Possibly qualified;
- 1 = No recommendation

These grade categories are designed to reflect achievement scores in the AP course that is analogous to performance in a comparable college course. Of the students taking AP exams in Millard in 2010-2011, 60% of students testing earned a score of 3, 4, or 5, compared to 59% in 2009-2010.



Comparison of district scores from the last three years shows that the number of students performing at high levels on this national measure decreased slightly with students between 2008-2009 and 2009-2010. However, the highest number of 3, 4, and 5 scores were obtained during the 2010-2011 school year.



### AP Scholars

The College Board recognizes students who have distinguished themselves academically by announcing AP award recipients.

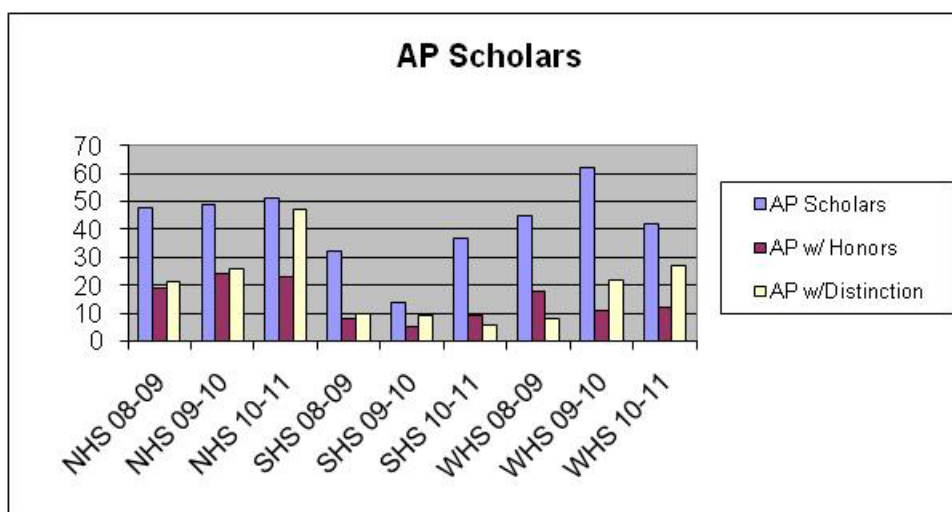
- AP Scholars = Grades of 3 or higher on 3 or more AP exams (full year courses)
- AP Scholars with Honors = Average grade of 3.25 or higher on all AP exams taken; 3 or higher on 4 or more exams (full year courses)
- AP Scholars with Distinction = Average grade of 3.5 on all AP exams taken; grades of 3 or higher on 5 or more exams (full year courses)

<b>Number of Millard Students Recognized as College Board Scholars</b>						
2004-2005	2005-2006	2006-2007	2007-2008	2008-2009	2009-2010	2010-2011
41	82	136	167	209	223	254

Included in the 254 scholars for the district were 45 students recognized as AP Scholars with Honors and 79 students achieved AP Scholars with Distinction.

In addition, the College Board designates 2 State Scholars per state, one male and one female, with grades of 3 or higher on the greatest number of AP Exams, and then the highest average grade (at least 3.5) on all AP Exams taken. The 2010-11 Nebraska State Female Scholar was from Millard North High School.

The College Board designates National AP Scholars to students who receive an average grade of at least 4 on all AP Exams taken, and grades of 4 or higher in eight or more of these exams. This past year, NHS had five, SHS had one, and WHS had five, a district increase of four.



### MPS Foundation Advanced Placement® Support

As the number of Millard students taking AP Exams increased, a greater need for financial support has continued. The cost per exam is \$86. The Millard Public Schools Foundation continued their scholarship program for the 2010-2011 school year, which again demonstrated an increase. Their commitment to the scholarship program has been greatly appreciated and will be expanded during the 2011-2012 school year with the MPS Foundation paying for all AP Exams not funded through UNO Dual Enrollment course registration.

	<b>Amount Funded</b>	<b>Number of Exams</b>	<b>Number of Students</b>
2010-2011	\$ 51,417.00	591	292
2009-2010	\$ 44,118.00	513	240
2008-2009	\$ 38,700.00	450	185
2007-2008	\$ 22,428.00	267	114



## AGENDA SUMMARY SHEET

<b>Agenda Item:</b>	Dual Enrollment Programs
<b>Meeting Date:</b>	September 19, 2011
<b>Department:</b>	Educational Services
<b>Title and Brief Description:</b>	Dual Enrollment Program
<b>Action Desired:</b>	Information Only
<b>Background:</b>	<p>On August 11, 2003, Millard Public Schools approved a University of Nebraska at Omaha (UNO) Dual Enrollment option. Through this opportunity, students enroll in selected Advanced Placement<sup>®</sup> courses, take the course for high school credit at the same time as they pay tuition, and receive transferable credit through UNO. Dual enrollment opportunities expanded to include four non-Advanced Placement<sup>®</sup> courses at UNO and courses completed through Metropolitan Community College (MCC) by participation in a Millard Career Academy or a MCC Career Academy.</p> <p>Students paid \$225.00 per course (regardless of the number of credits) dual enrolled through UNO. UNO tuition for a full time undergraduate student is \$180.75 per credit hour. This represents a savings of \$321,881.75 for the 2,697 UNO credits earned by Millard students during the 2010-2011 school year.</p> <p>Students paid \$24 per credit for courses dual enrolled through Metropolitan Community College. MCC tuition for a full time student is \$48.00 per credit hour. This represents a savings of \$395,202.75 for the 3,055 MCC credits earned by Millard students during the 2010-2011 school year.</p>
<b>Recommendations:</b>	N/A
<b>Strategic Plan Reference:</b>	N/A
<b>Timeline:</b>	N/A
<b>Responsible Person(s):</b>	Dr. Mark Feldhausen, Dr. Nancy Johnston and Barb Waller
<b>Superintendent's Approval:</b>	_____
	(Signature)

## University of Nebraska Omaha

<b>2010-2011 Courses</b>	<b>MNHS</b>	<b>MSHS</b>	<b>MWHS</b>	<b>Total Students</b>	<b>Credit Hours</b>	<b>Total Credits</b>
AP English Literature - 1	18	30	8	56	3	168
AP English Literature- 2	18	20	5	43	3	129
AP Calculus - 1	4	23	29	56	5	280
AP Calculus - 2	4	12	3	19	5	95
AP US History - 1	0	16	28	44	3	132
AP US History - 2	0	11	23	34	3	102
AP European History - 1	0	0	30	30	3	90
AP European History - 2	0	0	18	18	3	54
AP Physics - 1	6	0	10	16	4	64
AP Physics - 2	4	0	7	11	4	44
AP Psychology	36	24	33	93	3	279
AP German	1	1	3	5	3	15
AP French	0	0	1	1	3	3
AP Spanish	0	13	7	20	3	60
AP Biology - 1	22	22	42	86	5	430
AP Biology - 2	20	16	34	70	5	350
AP Statistics	19	33	11	63	3	189
AP US Govt-Comparative	1	0	6	7	3	21
<b>Non AP &amp; Academy Courses</b>						
Athletic Training & Sports Injuries Internship	0	10	4	14	3	42
Introduction to Business	4	8	6	18	3	54
<b>Introduction to Comm. Disorders</b>	3	1	8	12	3	36
Introduction to Education	5	3	12	20	3	60
<b>Total</b>	<b>165</b>	<b>243</b>	<b>328</b>	<b>736</b>		<b>2697</b>
<b>2009-2010 Courses</b>						
<b>2009-2010 Courses</b>	<b>MNHS</b>	<b>MSHS</b>	<b>MWHS</b>	<b>Total Students</b>	<b>Credit Hours</b>	<b>Total Credits</b>
AP English Literature - 1	15	18	7	40	3	120
AP English Literature- 2	12	15	6	33	3	99
AP Calculus - 1	20	15	34	69	5	345
AP Calculus - 2	2	7	2	11	5	55
AP US History - 1	0	12	34	46	3	138
AP US History - 2	0	10	28	38	3	114
AP European History - 1	6	9	30	45	3	135
AP European History - 2	10	9	29	48	3	144
AP Physics - 1	9	0	2	11	4	44
AP Physics - 2	10	0	0	10	4	40
AP Psychology	31	29	28	88	3	264
AP German	1	5	2	8	3	24
AP French	0	0	3	3	3	9
AP Spanish	0	5	8	13	3	39
AP Biology - 1	31	21	34	86	5	430
AP Biology - 2	28	12	32	72	5	360
AP Statistics	18	23	14	55	3	165
AP US Govt-Comparative	3	0	3	6	3	18
<b>Non AP &amp; Academy Courses</b>						
Athletic Training & Sports Injuries Internship	0	3	8	11	3	33
Introduction to Business	9	9	5	24	3	72
Introduction to Education	3	2	10	15	3	45
<b>Total</b>	<b>208</b>	<b>204</b>	<b>319</b>	<b>732</b>		<b>2693</b>

## Metropolitan Community College

### Millard Public Schools Career Academies

2010-2011 Courses	MNHS	MSHS	MWHS	Total Students	Credit Hours	Total Credits
English 11-College Comp I	16	7	19	42	4.5	189
Child Development (Education)	5	3	12	20	4.5	90
Child Development Pre-Practicum	5	3	12	20	1.5	30
College Composition & Research	0	0	0	0	4.5	0
World Religions (Education)	5	3	12	20	4.5	90
<b>Behavior Modifications &amp; Principles of Learning</b>	3	1	8	12	4.5	54
Accounting I	4	8	6	18	8	144
Accounting II	4	4	1	9	4	36
Wealth Building & Personal Finance	4	8	6	18	4.5	81
Introduction to Entrepreneurship	1	7	5	13	4.5	58.5
Legal Issues for the Entrepreneur	1	7	5	13	4.5	58.5
Entrepreneurship Feasibility Study	1	7	5	13	4.5	58.5
Financial Topics for the Entrepreneur	1	7	5	13	4.5	58.5
<b>Marketing for the Entrepreneur</b>	2	1	1	4	4.5	18
<b>Entrepreneurship Business Plan</b>	2	1	1	4	4.5	18
Business Math/Calculator App.	3	1	1	5	5.5	27.5
<b>Fundamentals of Financial Planning</b>	2	3	0	5	4.5	22.5
<b>Principles of Management</b>	6	3	0	9	4.5	40.5
<b>Principles of Marketing</b>	6	3	0	9	4.5	40.5
International Finance	0	3	0	3	4.5	13.5
<b>Culinary Orientation</b>	7	3	5	15	2	30
<b>Safety &amp; Sanitation</b>	7	3	5	15	2	30
<b>Culinary Math</b>	7	3	5	15	2	30
<b>Business Math</b>	7	3	5	15	4.5	67.5
<b>Culinary Foundations</b>	7	3	5	15	4	60
<b>Vegetable, Starch &amp; Protein</b>	7	3	5	15	4	60
<b>Human Anatomy &amp; Physiology</b>	18	12	13	43	5	215
<b>Medical Terminology I</b>	18	12	13	43	4.5	193.5
<b>Medical Terminology II</b>	18	12	11	41	4.5	184.5
<b>CPR and First Aid/AED</b>	18	12	13	43	1	43
<b>Foundations of Health Careers</b>	18	12	11	41	4.5	184.5
<b>Introduction Medical Law &amp; Ethics</b>	18	12	11	41	4.5	184.5
<b>Nutrition in the Life Cycle</b>	18	12	11	41	4.5	184.5
<b>Disease Processes</b>	18	12	11	41	4.5	184.5
<b>Introduction to Business</b>	4	1	2	7	4.5	31.5
<b>Industrial Safety &amp; Health</b>	4	0	0	4	4.5	18
<b>Introduction to Distribution</b>	4	0	0	4	4.5	18
<b>Total</b>	<b>269</b>	<b>195</b>	<b>225</b>	<b>689</b>		<b>2847.5</b>

<b>2009-2010 Courses</b>	<b>MNHS</b>	<b>MSHS</b>	<b>MWHS</b>	<b>Total Students</b>	<b>Credit Hours</b>	<b>Total Credits</b>
English 11-College Comp I	3	2	12	17	4.5	76.5
Child Development (Education)	3	2	12	17	4.5	76.5
Child Development Pre-Practicum	3	2	12	17	1.5	25.5
College Composition & Research	3	2	12	17	4.5	76.5
World Religions (Education)	3	2	12	17	4.5	76.5
Accounting I	10	13	6	29	4	116
Accounting II	8	11	4	23	4	92
Wealth Building & Personal Finance	4	6	3	13	4.5	58.5
Introduction to Entrepreneurship	4	6	3	13	4.5	58.5
Legal Issues for the Entrepreneur	4	4	3	11	4.5	49.5
Entrepreneurship Feasibility Study	4	4	3	11	4.5	49.5
Business Math/Calculator App.	6	13	6	25	5.5	137.5
Introduction to Investments	4	5	1	10	4.5	45
Business Law (Finance)	4	5	1	10	4.5	45
<b>Total</b>	<b>63</b>	<b>77</b>	<b>90</b>	<b>230</b>		<b>983</b>
<b>Meptropolitan Community College Academies</b>						
<b>2010-2011 Courses</b>	<b>MNHS</b>	<b>MSHS</b>	<b>MWHS</b>	<b>Total Students</b>	<b>Credit Hours</b>	<b>Total Credits</b>
Auto Body	2			2	17.5	35
Auto Tech		3	3	6	17.5	105
Electrical Technology		1		1	28.5	28.5
Diesel	1		1	2	19.5	39
<b>Total</b>	<b>3</b>	<b>4</b>	<b>4</b>	<b>11</b>		<b>207.5</b>
<b>2009-2010 Courses</b>	<b>MNHS</b>	<b>MSHS</b>	<b>MWHS</b>	<b>Total Students</b>	<b>Credit Hours</b>	<b>Total Credits</b>
Theater Tech			1	1	23.5	23.5
Auto Tech	2	2	7	11	17.5	192.5
Criminal Justice	2	2	2	6	17.5	105
Electrical Technology	1			1	28.5	28.5
Diesel	1		2	3	19.5	58.5
Web Development			2	2	19	38
<b>Total</b>	<b>6</b>	<b>4</b>	<b>14</b>	<b>24</b>		<b>446</b>

**Bold=new courses added**