

**ACKNOWLEDGMENT OF RECEIPT  
OF NOTICE OF MEETING**

The undersigned members of the Board of Education of Millard, District #017, Omaha, Nebraska, hereby acknowledge receipt of advance notice of a meeting of said Board of Education and the agenda for such meeting held at 6:00 P.M. on September 20, 2021, at the Don Stroh Administration Center, 5606 South 147 Street, Omaha, NE 68137


Dated this 20th day of September, 2021



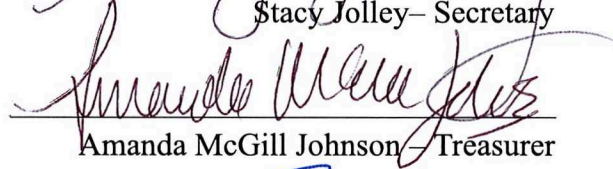
Linda Poole – President



Dave Anderson – Vice President



Stacy Jolley – Secretary




Amanda McGill Johnson – Treasurer




Mike Kennedy




Mike Pate



Ava Hollingsworth - MNHS



Pamela Abalekpor - MSHS



Katie Reynolds - MWHS

# BOARD OF EDUCATION MEETING SIGN IN

September 20, 2021

NAME:

REPRESENTING:

Observing for  
a Class? (Y/N)

<u>NAME:</u>	<u>REPRESENTING:</u>	<u>Observing for a Class? (Y/N)</u>
Jennifer Ficek	Parent/child	✓
Christine Brownell		
Charlotte Caniglia	self/children	NO
Carnie Hushka	self	NO
Tony Bruno	Parent	
John Brownell	SELF	
Kristin Cremona	Self	NO
Mary D'Amico	self	NO
Amy	child	no
Zach	child	NO
Nina Kongsek	Parent	NO
Molly Macklin	Schemmer	NO
Suzanne DeJong	self	NO
Laura Alexander	self	no
USA Schoenberger	self	NO
Stacy NASH	Self	NO
Jenna Carvell	self	YES
Abbey Schenmann	self	YES
Nathan Boesch	Schemmer	no

# BOARD OF EDUCATION MEETING SIGN IN

September 20, 2021

NAME:

REPRESENTING:

Observing for  
a Class? (Y/N)

Billy Marshall

Self

N

Allison Kinney-Walker

Megan Benoit

Self

N

Matthew Soukup

Self

Christy Hodge

Amanda Swolley

self

N

Megan Merkel

Self

Tim Royers

MEA

MARY REYNOLDS-BAST

EPAM

N

Maddie Adam

Ashley Riddle

self students

Aleya Hunziker

Self

Y

emily zach

me

Y

Deena Win

Y

Monica McKentt

myself

N

Melisa Reeves

myself

N

Marcy Rawert

myself

N







**BOARD OF EDUCATION  
MEETING**



**September 20, 2021**

BOARD OF EDUCATION  
MILLARD PUBLIC SCHOOLS  
OMAHA, NEBRASKA

BOARD MEETING  
SEPTEMBER 20, 2021  
6:00 P.M.

DON STROH ADMINISTRATION CENTER  
5606 SOUTH 147TH STREET

AGENDA

The September 20, 2021 Board of Education meeting will be held at 5606 South 147th Street, Omaha, NE. This meeting can also be attended by videoconference through “ZOOM” with access available to the public and media. The Zoom link is <https://mpsomaha-org.zoom.us/j/95039922838>.

**A. Call to Order**

**The Public Meeting Act is posted on the wall and available for public inspection.**

**B. Pledge of Allegiance**

**C. Roll Call**

- D. Public Comments on agenda items** – This is the proper time for public questions and comments on agenda items only. If you want to speak at the Board meeting, the form linked here must be completed and hand delivered to the President on Monday at DSAC before the meeting begins.

**E. Routine Matters**

1. \*Approval of Board of Education Minutes – September 7, 2021
2. \*Approval of Bills and receive the Treasurer’s Report and Place on File
3. Summary of the Board Committee of the Whole Meeting – September 13, 2021

**F. Information Items**

1. Superintendent’s Comments
2. Board Comments/Announcements
3. Report from Student Representatives

**G. Unfinished Business - None**

**H. New Business**

1. Reaffirm Policy 1235: Community Relations - Conduct on District Property
2. Reaffirm Rule 1235.1: Community Relations - Conduct on District Property
3. Reaffirm Policy 1347: Community Relations - Use of Tobacco and E-Cigarette Products
4. Reaffirm Rule 1347.1: Community Relations - Using Tobacco and E-Cigarette Products
5. First Reading of Policy 6000: Curriculum, Instruction, and Assessment- General Policy Statement
6. First Reading of Policy 6010: Curriculum, Instruction, and Assessment- Comparability
7. Approval of Schematic Design for Sandoz Elementary School Renovation
8. Approval of Paraprofessionals’ Agreement with the Educational Paraprofessional Association of Millard
9. Approval of the 2022-23 Student School Calendar

**I. Reports**

1. Facilities Report
2. Enrollment Report (Beginning of Year 2021)

3. Legislative Report
4. District COVID Update

**J. Future Agenda Items/ Board Calendar**

1. NASB Area Membership Meeting – October 5, 2021 at Embassy Suites (LaVista). Registration at 4:30 p.m., sessions begin at 5:00 p.m. with Dinner and Awards at 7:25 p.m.
2. Committee of the Whole Meeting on Monday, October 11, 2021 at 6:00 p.m. at the DSAC
3. Conferences – No School for Students – October 13-15, 2021
4. Board of Education Meeting on Monday, October 18, 2021 at 6:00 p.m. at the DSAC
5. Board of Education Meeting on Monday, November 1, 2021 at 6:00 p.m. at the DSAC
6. Board of Education Meeting on Monday, November 15, 2021 at 6:00 p.m. at the DSAC
7. NASB State Education Conference on November 17-19, 2021 at the CHI Health Center in downtown Omaha (tentative)
8. MPSF Jingle on Thursday, November 18, 2021 at 6:30 p.m. at Champions Run
9. No School for Students - New Staff Orientation on Wednesday, November 24, 2021
10. Thanksgiving Holiday – No School for Students and Staff on November 25 & 26, 2021

**K. Public Comments** - This is the proper time for public questions and comments on any topic.

If you want to speak at the Board meeting, the form linked here must be completed and hand delivered to the President on Monday at DSAC before the meeting begins.

**L. Adjournment**

All items indicated by an asterisk (\*) will comprise the Consent Agenda and may be acted on in a single motion. Items may be deleted from the Consent Agenda by request of any board member.



BOARD OF EDUCATION  
MILLARD PUBLIC SCHOOLS  
OMAHA, NEBRASKA

BOARD MEETING  
SEPTEMBER 20, 2021  
6:00 P.M.

DON STROH ADMINISTRATION CENTER  
5606 SOUTH 147TH STREET

ADMINISTRATIVE MEMORANDUM

A. Call to Order

**The Public Meeting Act is posted on the wall and available for public inspection.**

B. Pledge of Allegiance

C. Roll Call

D. Public Comments on agenda items – This is the proper time for public questions and comments on agenda items only.  
Please make sure a request form is given to the Board President before the meeting begins.

E.1\* Motion by \_\_\_\_\_, seconded by \_\_\_\_\_, to approve the Board of Education Minutes from September 7, 2021.

E.2\* Motion by \_\_\_\_\_, seconded by \_\_\_\_\_, to approve the bills, receive the Treasurer's Report and Place on File.

E.3 Summary of the Board Committee of the Whole Meeting – September 13, 2021 .

F.1 Superintendent's Comments

F.2 Board Comments/Announcements

F.3 Report from Student Representatives

G.1 Unfinished Business - None

H.1 Motion by \_\_\_\_\_, seconded by \_\_\_\_\_, to reaffirm Policy 1235: Community Relations - Conduct on District Property.

H.2 Motion by \_\_\_\_\_, seconded by \_\_\_\_\_, to reaffirm Rule 1235.1: Community Relations - Conduct on District Property.

H.3 Motion by \_\_\_\_\_, seconded by \_\_\_\_\_, to reaffirm 1347: Community Relations - Use of Tobacco and E-Cigarette Products.

H.4 Motion by \_\_\_\_\_, seconded by \_\_\_\_\_, to reaffirm Rule 1347.1: Community Relations - Using Tobacco and E-Cigarette Products.

H.5 First Reading of Policy 6000: Curriculum, Instruction, and Assessment- General Policy Statement.

- H.6 First Reading of Policy 6010: Curriculum, Instruction, and Assessment- Comparability.
- H.7 Motion by \_\_\_\_\_, seconded by \_\_\_\_\_, that the schematic design for the Sandoz Elementary School project be approved as submitted.
- H.8 Motion by \_\_\_\_\_, seconded by \_\_\_\_\_, that the Negotiated Agreement for the Paraprofessionals with the Educational Paraprofessional Association of Millard for the 2021-22 school year be approved and that the Superintendent or his designee be authorized to execute any and all documents related to such Agreement.
- H.9 Motion by \_\_\_\_\_, seconded by \_\_\_\_\_, to approve the 2022-23 Student School Calendar.

I. Reports

1. Facilities Report
2. Enrollment Report (Beginning of Year 2021)
3. Legislative Report
4. District COVID Update

J. Future Agenda Items/ Board Calendar

1. NASB Area Membership Meeting – October 5, 2021 at Embassy Suites (LaVista). Registration at 4:30 p.m., sessions begin at 5:00 p.m. with Dinner and Awards at 7:25 p.m.
2. Committee of the Whole Meeting on Monday, October 11, 2021 at 6:00 p.m. at the DSAC
3. Conferences – No School for Students – October 13-15, 2021
4. Board of Education Meeting on Monday, October 18, 2021 at 6:00 p.m. at the DSAC
5. Board of Education Meeting on Monday, November 1, 2021 at 6:00 p.m. at the DSAC
6. Board of Education Meeting on Monday, November 15, 2021 at 6:00 p.m. at the DSAC
7. NASB State Education Conference on November 17-19, 2021 at the CHI Health Center in downtown Omaha (tentative)
8. MPSF Jingle Jangle on Thursday, November 18, 2021 at 6:30 p.m. at Champions Run
9. No School for Students - New Staff Orientation on Wednesday, November 24, 2021
10. Thanksgiving Holiday – No School for Students and Staff on November 25 & 26, 2021

- K. Public Comments - This is the proper time for public questions and comments on any topic. Please make sure a request form is given to the Board President before the meeting begins.

L. Adjournment

All items indicated by an asterisk (\*) will comprise the Consent Agenda and may be acted on in a single motion. Items may be deleted from the Consent Agenda by request of any board member.

MILLARD PUBLIC SCHOOLS  
SCHOOL DISTRICT NO. 17

A meeting of the Board of Education of the School District No. 17, in the county of Douglas in the state of Nebraska was convened in open and public session at 6:00 p.m., Tuesday, September 7, 2021, at the Don Stroh Administration Center, 5606 South 147<sup>th</sup> Street. This meeting can also be attended by videoconference through "ZOOM" with access available to the public and media. The Zoom link was <https://mpsomaha-org.zoom.us/j/91681909342>, and was posted on the district website.

Notice of this meeting was given in advance thereof by publication in the Daily Record on Friday, September 3, 2021 a copy of the publication is being attached to these minutes. Notice of this meeting was given to all members of the Board of Education and a copy of their Acknowledgement of Receipt of Notice and the agenda are attached to these minutes. Availability of the agenda was communicated in advance notice and in the notice of the Board of Education of this meeting. All proceedings hereafter shown were taken while the convened meeting was open to the attendance of the public.

President Linda Poole announced that the open meeting laws are posted and available for public inspection and asked everyone to join in the Pledge of Allegiance.

Roll call was taken. Mr. Kennedy, Mr. Pate, Mr. Anderson, Mrs. Poole, Mrs. Jolley and Mrs. McGill Johnson were present.

Mrs. Poole stated that prior to taking public comments tonight, Dr. Sutfin will provide his district update and superintendent comments.

**Superintendent's Comments and District Update**

Dr. Sutfin said that he has provided a district update at every board meeting since the beginning of COVID-19. Dr. Sutfin provided the board with an update on how the district is responding to COVID-19. Dr. Sutfin said we should expect positive cases and quarantines. He also said we have to anticipate that we may have to temporarily require masking or close a classroom, grade level, or school. Dr. Sutfin said masks remain strongly recommended. Dr. Sutfin asked parents to not send students to school when sick. There is no debate that in-person instruction is best for students' academic, emotional, and social growth.

Dr. Sutfin said our goal remains the same, which is to keep our classrooms and schools open for in-person learning. Dr. Sutfin said we will make decisions that keep our schools free from disruption by analyzing current cases, current cases by location, and frequency of cases over time in a specific location.

Dr. Sutfin shared the available data from Douglas County on the 7 day rolling average, percent of cases by age groups and zip code, hospitalization and ventilator usage. Dr. Sutfin also shared the data on the number of fully vaccinated residents.

Dr. Sutfin shared the Millard data on the total positive cases, including a breakdown by level. Dr. Sutfin also shared the breakdown of positive cases in MPS under the age of 12 as well as above age 12.

Dr. Sutfin shared that positive case numbers information can be found on the COVID dashboard on the district website. Positive cases by school can also be found on the website. These numbers include positive cases for students and staff. Dr. Sutfin said to the best of his knowledge we are the only district that updates this information daily. Dr. Sutfin said we will continue to provide this information in an effort to be fully transparent. Dr. Sutfin also shared what is not on the website.

Dr. Sutfin shared the initial guidance received from Douglas County Health regarding response to positive cases. This guidance was used to open school. Within the first couple days of school we closed four elementary schools. Dr. Sutfin said in response to several closed classrooms a more aggressive guidance was put in place and that is what we are currently following. He explained the specific guidance in relation to elementary age students as well as secondary age students. Dr. Sutfin also explained what the district is doing to combat COVID-19 within our schools.

Dr. Sutfin said the mental wellbeing of our students is a topic of discussion. Dr. Sutfin said that there is currently no statistical correlation found between mask wearing and anxiety/depression. He said we are researching this topic. He shared many

topics around COVID and anxiety/depression such as instability through loss (food insecurity, income, eviction, family member) which can cause anxiety or depression.

Dr. Sufin shared our current plan. He said masking is disruptive to the classroom and hurts communication between the teacher and students. However masking is not as disruptive as a classroom closure. Dr. Sufin urged the community to help us combat COVID-19. He also said if our numbers continue to grow he will discuss even stricter protocols with the Board.

Mrs. Poole announced this is the proper time for public questions and comments on agenda items only. Mrs. Poole shared some protocols for speaking at a board of education meeting.

The following people spoke against masks and/or in favor of personal choice:

Michelle Wagner of 7110 S. 184th St, Mary Duarte of 14115 Cedar Cir, Christina Brownell of 7120 S. 178th St, Michelle Tysdal of 14012 O St, Carrie Hushka of 2802 S. 165th Ave, Kathleen Kauth of 6103 S. 178th St., Brittany Marshall of 16536 Weir St, Alicia Bleibaum of 6709 S. 184th, Matthew Soukup of 16678 Dorcas Cir, John Brownell of 7120 S. 178th St, Dustin Ronke of 7105 S. 154th St.

The following people spoke in favor of masks:

Kristen DuPree of 16644 Jones St, Jon Kathol of 13448 Frances St, Michelle Stolte of 1361 S. 137th Ave, Monica McKeVitt of 4414 S. 149th St, Bryan Alexander of 16268 California St, Jeff Huether of 17457 L St, Steve Hanks of 13917 Pierce St, Elizabeth Ackerman of 16232 Wright Cir, Suzanne Wing Dougherty of 15924 Frances St, Melissa Rumbaugh of 15106 Adams St, Jana Dye of 6309 S. 162nd Ave, Andrew Hale of 8401 S. 142nd Ave, Jamiee Johanning of 16329 Bancroft St.

**Superintendent's Comments:** None

**Board Comments:**

Mike Kennedy:

Mr. Kennedy said he has read every email he has received and has responded to many. Mr. Kennedy thanked the parents for coming tonight. Mr. Kennedy asked parents to not send students to school if they are sick. Mr. Kennedy said he still has the same position in regards to his feelings on masking.

Amanda McGill Johnson:

Mrs. McGill Johnson thanked everyone who came out tonight and for the emails we receive. She thanked them for the passion they show for the well being of their children and she knows how passionate people are. She indicated she would have preferred that we take a more preventative approach. We do all agree that we want to keep school open. She would like everyone to take time to think about the person on the other side who has a different opinion.

Mike Pate:

Mr. Pate thanked the speakers for coming tonight and voicing their concerns. He also thanked parents for the emails and said he has read them all. Mr. Pate said his opinion has not changed and he continues to be against government mandates. He believes parents can make decisions for their students. Mr. Pate said he has the same goals Dr. Sufin stated which is to keep kids in classrooms.

Stacy Jolley:

Mrs. Jolley thanked all the people who attended tonight. She said she has read every email she has received. She knows parents are passionate about their students. She said she has received data from both sides of the masking issue. She would like people to not shame others who choose to wear a mask.

Mrs. Jolley said she had the opportunity to attend the Millard South Academic Honors night. She said it was exciting to be part of the event and it was amazing to have parents in person to celebrate their students.

Dave Anderson:

Mr. Anderson thanked his fellow board members and the speakers for their input. He said he has received hundreds of emails and he has read every one of them. Mr. Anderson said he is all about personal choice and parents making a decision for their

own students. Mr. Anderson said his personal opinion has changed since his recent health problems with COVID. He said he may be the swing vote. He said he will be watching the data and will do whatever is needed to keep classrooms open.

Mrs. Poole:

Mrs. Poole said she too has read every email she has received. She said it is a difficult time for everyone including those who are the decision makers. Mrs. Poole would ask that everyone not judge others since you don't know their family situation around COVID and to be considerate. She said she too will continue to watch the data and do what is needed to keep students in the classroom. Mrs. Poole said she appreciates Dr. Sutfin's leadership.

Mrs. Poole said she recently had a chance to tour Disney, Hitchcock and Sandoz elementary schools. She said it was amazing to see the great things going on in our schools.

Motion was made by Mike Kennedy, seconded by Stacy Jolley, to approve the Board of Education minutes for August 16, 2021, approve the bills and receive the treasurer's report and place on file. Voting in favor of said motion was: Mr. Anderson, Mrs. Poole, Mrs. Jolley, Mrs. McGill Johnson, Mr. Kennedy, and Mr. Pate. Voting against were: None. Motion carried.

**Unfinished Business:**

Second reading by Amanda McGill Johnson. Motion by Amanda McGill Johnson, seconded by Mike Pate, to approve Policy 6100: Curriculum, Instruction, and Assessment- Written Curriculum- Millard Education Program. Voting in favor of said motion was: Mrs. Jolley, Mrs. McGill Johnson, Mr. Pate, Mr. Anderson, and Mrs. Poole. Voting against were: None. Motion carried.

Second reading by Stacy Jolley. Motion by Stacy Jolley, seconded by Amanda McGill Johnson, to approve Policy 6110: Curriculum, Instruction, and Assessment- Written Curriculum- Content Standards. Voting in favor of said motion was: Mr. Pate, Mr. Anderson, Mrs. Poole, Mrs. Jolley, and Mrs. McGill Johnson. Voting against were: None. Motion carried.

Second reading by Dave Anderson. Motion by Dave Anderson, seconded by Mike Kennedy, to approve Policy 6120: Curriculum, Instruction, and Assessment- Written Curriculum- MEP Curriculum Planning. Voting in favor of said motion was: Mrs. McGill Johnson, Mr. Kennedy, Mr. Pate, Mr. Anderson, Mrs. Poole, and Mrs. Jolley. Voting against were: None. Motion carried.

**New Business:**

Motion by Mike Pate, seconded by Amanda McGill Johnson, to approve Rule 4510.14: Human Resources - Uniform Service Leave (Military Leave of Absence). Voting in favor of said motion was: Mr. Kennedy, Mr. Pate, Mr. Anderson, Mrs. Poole, Mrs. Jolley, and Mrs. McGill Johnson. Voting against were: None. Motion carried.

Motion by Dave Anderson, seconded by Stacy Jolley, to approve Rule 6120.1: Curriculum, Instruction, and Assessment- Written Curriculum- MEP Curriculum Planning. Voting in favor of said motion was: Mr. Anderson, Mrs. Poole, Mrs. Jolley, Mrs. McGill Johnson, Mr. Kennedy, and Mr. Pate. Voting against were: None. Motion carried.

Motion by Amanda McGill Johnson, seconded by Stacy Jolley, that the FYE22 Budget be adopted as submitted in the Revised Budget Summary and that such document be incorporated herein in its entirety by this reference. *Chief Financial Officer Chad Meisgeier said since the budget hearing the certified property values came in lower than projected. The cash reserve was used to make up the difference.* Voting in favor of said motion was: Mrs. Jolley, Mrs. McGill Johnson, Mr. Kennedy, Mr. Pate, Mr. Anderson, and Mrs. Poole. Voting against were: None. Motion carried.

Motion by Dave Anderson, seconded by Stacy Jolley, that the FYE22 Property Tax Requests Resolution as submitted and that such resolution be incorporated in its entirety into this motion. Voting in favor of said motion was: Mr. Pate, Mr. Anderson, Mrs. Poole, Mrs. Jolley, Mrs. McGill Johnson, and Mr. Kennedy. Voting against were: None. Motion carried.

Motion by Mike Pate, seconded by Stacy Jolley, that the District adopt the attached resolution(s) calling certain of the District's outstanding general obligation bonds for redemption and authorizing the issuance by the District of its General Obligation Refunding Bonds, Taxable Series 2021C, in one or more series and in an aggregate principal amount not to exceed \$11,000,000 and authorizing the Authorized Officers of the District to determine all other matters and terms relating to the refunding bonds subject to the parameters in the bond resolution, for the purpose of advance refunding and defeasing certain outstanding bonds of the District. It is further recommended that the District authorize the Chief Financial Officer to execute any and all necessary documents related to said refunding and defeasance. *Chief Financial Officer Chad Meisgeier said Cody*

*Wickham from DA Davidson and Josh Meyer from Kutak Rock are available to address questions and concerns from the Board. Mr. Chad Meisgeier said we are refinancing a smaller set of bonds to lower interest rates. The projected refinancing savings is approximately \$300,000 dollars. Voting in favor of said motion was: Mrs. McGill Johnson, Mr. Kennedy, Mr. Pate, Mr. Anderson, Mrs. Poole, and Mrs. Jolley. Voting against were: None. Motion carried.*

Motion by Stacy Jolley, seconded by Dave Anderson, to approve the 2021-2022 Organizational Charts. Voting in favor of said motion was: Mr. Kennedy, Mr. Pate, Mr. Anderson, Mrs. Poole, Mrs. Jolley, and Mrs. McGill Johnson. Voting against were: None. Motion carried.

Motion by Dave Anderson, seconded by Stacy Jolley, to approve Personnel Actions: Recommendation to Hire: Christine D. Fraser; Resignation Agenda: Gina M. Jones. Voting in favor of said motion was: Mr. Anderson, Mrs. Poole, Mrs. Jolley, Mrs. McGill Johnson, Mr. Kennedy, and Mr. Pate. Voting against were: None. Motion carried.

### **Reports:**

#### **Legislative Update**

Executive Director of Activities, Athletics & External Affairs Nolan Beyer provided the board with a legislative update. Mr. Beyer said the proposed redistricting maps are set to be released Friday. The special session will start on September 13th and will begin with three days of hearings. After the hearings they will come back in session as a full body and discuss. Mr. Beyer said the sign and die deadline is September 30th.

Mr. Beyer said on September 21st a public interim hearing will take place on LR230 which is Senator Murman's to examine a potential constitutional amendment to limit property taxation to residential property only.

Mr. Beyer said the school finance committee has been meeting. He said the general consensus is that nothing is getting done. They do anticipate a bill to come out of the committee that they all agree upon.

Mrs. Poole reminded the Board of future agenda items and said this is the proper time for public questions and comments. There were no requests to speak on non-agenda items.

### **Future Agenda Items/ Board Calendar:**

1. Committee of the Whole Meeting on Monday, September 13, 2021 at 6:00 p.m. at the DSAC
2. Board of Education Meeting on Monday, September 20, 2021 at 6:00 p.m. at the DSAC
3. NASB Area Membership Meeting – October 5, 2021 at Embassy Suites (LaVista). Tentative Sessions begin at 4:30 with Dinner and Awards at 7:25 p.m.
4. Committee of the Whole Meeting on Monday, October 11, 2021 at 6:00 p.m. at the DSAC
5. Conferences – No School for Students – October 13-15, 2021
6. Board of Education Meeting on Monday, October 18, 2021 at 6:00 p.m. at the DSAC

Meeting adjourned at 8:35 p.m..

  
Secretary, Stacy Jolley

## **Committee Meeting Minutes September 13, 2021**

The members of the Board of Education met as a Committee of the Whole on Monday, September 13, 2021 at the Don Stroh Administration Center, 5606 South 147th Street.

Board President, Linda Poole called the meeting to order at 6:00 p.m. Mrs. Poole announced that the open meeting laws are posted and available for public inspection and it is now the proper time for public questions and comments on agenda items only. There was one request to speak. Jennifer Ficek of 10765 Suffolk Cir spoke against masks.

Board members present were: Amanda McGill Johnson, Linda Poole, Stacy Jolley, Mike Pate, and Mike Kennedy.

### **Summer Projects Report**

Chief Financial Officer Chad Meisgeier, welcomed back Support Services General Manager, Steve Mainelli.

Support Services General Manager, Steve Mainelli, shared that the 2020 bond was broken down into six categories. Tonight's presentation will be on the proposed 2022 summer projects only. The six categories are:

- Safety & Security (e.g. WHS Secure Vestibule)
- Major Renovations (e.g. Cody & Norris)
- Furniture Replacement (e.g. Student Desks)
- Mech / Elec Capital Eq. Repl. (e.g. WHS Chiller Repl.)
- Energy Efficiency (e.g. NHS Int. Lighting Improvements )
- Summer Projects (e.g. Roofing, Intercom, Fire Alarm, etc.)

Mr. Mainelli provided the District Facilities current summary of statistics. He said our total number of facilities is 38 and the average age of the facilities is 40 years. The total value of the facilities is at \$700,000,000. Mr. Mainelli also shared the historical funding for summer projects.

Mr. Mainelli reported on several of the 2021 summer projects and also explained how the cost categories are defined.

Exterior renovations would include roofing projects at Neihardt elementary, and South High and West High. Also included would be weatherproofing at North High and West High Schools. Exterior doors repairs will be completed district wide.

Interior renovations include elevator upgrades, stage rigging equipment and smoke evacuation doors at several schools.

P.E. and athletics have a list of projects that will be bid on. Mr. Mainelli shared those projects including the Andersen Middle School track replacement and the replacement of gym backboards at South High. Also discussed were the Gym floor refinishing at South High, Tennis court replacement at South High as well as irrigation repairs at West High. Also on this list is the replacement of several elementary basketball goals.

In the area of electrical and mechanical, the RTU units will be replaced at Morton and North Middle. Intercoms will be replaced at Disney and Holling Heights and exterior lighting at North Middle.

Paving and concrete projects include dock replacement at Wheeler and paving to Rohwer.

Mr. Mainelli shared that last year they went out early and this allowed us to secure company early.

The all-in budget target for 2021 is \$6,000,000. The current total estimate project requests is \$5,908,845. Chad Meisgeier reminded the board of the other in-progress or scheduled Bond Interior Renovation Projects (Norris, CMS, Cather, Sandoz, Hitchcock, SHS) that will take place over the summer of 2022.

## Strategic Plan Update

Superintendent Dr. Sutfin said the group presenting tonight have done an exceptional job with the strategic plan. He said tonight we will also talk about the recovery plan.

Assistant Superintendent for Leadership, Planning & Evaluation Dr. Kim Saum-Mills shared the implementation history of Millard's strategic Plan. Dr. Saum-Mills said that it takes many internal and external stakeholders to plan and implement this plan. The current strategic plan was written in 2017-18 and implementation began in 2018-19. The strategic plan will be updated in summer 2022.

Dr. Kim Saum-Mills said the following strategies are completed: 1.1, 1.2, 2.1, 2.3 and 3.2. She said strategies 2.2 and 3.1 are underway. Associate Superintendent of Educational Services Dr. Heather Phipps shared that strategy 2.1 was to expand educational opportunities for students through virtual learning. She said she is proud of how forward thinking we were and said we had this strategy in place before COVID-19. This really helped us to have the infrastructure in place to handle remote learning that was required due to COVID-19. Dr. Heather Phipps said strategy 2.2 is being achieved this year and aligns with our recovery plan. This strategy is to maximize personalized learning to meet the diverse academic needs of all students.

Director of Secondary Education Dr. Tony Weers gave an update on strategy 2.3, which is expanding career and technical education and readiness opportunities to students.

Director of Student Service Bill Jelkin said strategy 3.1 focused on behavioral and mental health needs of our students and expanding mental health support systems. Mr. Bill Jelkin said some of the work done was creating a behavioral coaching model via MTSS with our counselors, psychologists and social workers. This group focuses on strengthening the connections between school-based and community-based mental health supports.

Dr. Heather Phipps said strategy 3.2 expands on 3.1, with a focus on alternative education opportunities for our at risk students. She said the MTSS process is used to complete assessments for students and determine if a student needs additional support. Dr. Heather Phipps said an example of this work includes the development of Millard's own Tier 3 placement in partnership with Ombudsman. This allows us to keep our students in the district for services, with the goal being to transition them back to the classroom.

Dr. Saum-Mills shared that continuous improvement is part of this process. She reminded the board of the NE Frameworks visit in 2018. She said this group provided great feedback that we refer back to as we develop future site plans as well as our strategic plan. Dr. Kim Saum-Mills also provided an update of the 2020-21 site plans.

Dr. Saum-Mills shared the themes for recovery that were gathered from stakeholders. She said they came up with four themes and this is how they built their plan for recovery. Dr. Saum-Mills shared the four themes of focus which are:

Learning Recovery PK-8

Learning & Credit Recovery 9-12

Student Mental Wellness

Staff Recovery (Recruit, Induct, Retain High Quality Staff and Staff Mental Wellness)

Andy DeFreece, Director of Early Childhood & Elementary Education shared information about the Learning Recovery PK-8 plan. This plan is based on reuniting, renewing and thriving. Mr. Andy DeFreece said we reunited this fall with our kids and focused on a sense of belonging while being surrounded by caring adults. We will renew our work in standards based instruction and assessment. And finally, we will get back to thriving by making sure all of our school buildings have the systems in place to be responsive to our kids. A couple of these examples are our MTSS and PLC systems. The September 7th teacher work day really allowed for teachers to dive into the data to better assist students during the recovery process.

The second plan described is Learning & Credit Recovery 9-12. Dr. Tony Weers is leading the planning efforts with this plan. Recovery 9-12 is focused on three themes:

Credit recovery for students that have failed courses and become credit deficient.



Ensuring students maintain the academic rigor of AP/ACT/Academic culture and are selecting a plan of study appropriately rigorous.

Providing resources for high school teachers to understand potential disruptions to learning students may have experienced from the previous course in the 9-12 sequence.

Director of Special Education, Dr. Terry Houlton said student mental wellness and well-being have been a big focus and we are leaning back into the systems developed through the work of strategy 3.1. Mental health training is being implemented for all staff by the use of the ClassroomWISE system. Other supports being used are the use of MTSS-Behavior Tool Kit, Behavior Data Digs, Behavior Coaches Professional Learning, K-8 Responsive Classroom.

Director of Leadership and Learning Dr. Todd Tripple provided information on the final theme plan. This plan has 2 focus areas. One is to support our "new to the profession" staff. Due to COVID-19, many new staff members will have had a limited pre-service experience, missing out on face-to-face practicums and student teaching. New staff members will have missed opportunities to set up a physical classroom, establish classroom routines and procedures, foster a physical learning environment, and practice classroom management. The other focus in this plan is the wellbeing of our staff members. Some highlights of this plan include use of floater subs and the well-being resource site.


### **District COVID Update**

Dr. Sutfin provided a district COVID update on how the district is responding to COVID-19. Dr. Sutfin said we verify every positive case. Dr. Sutfin said Harvey Oaks Elementary School is an area of concern. They currently have 21 positive cases. This accounts for 1/3 of the current positive cases. Dr. Sutfin said the contact tracing of Harvey Oaks cases has been hard. One classroom has ten cases and that classroom has been closed. Six additional classrooms are currently masked. Harvey Oaks has approximately 300 students.

Dr. Sutfin said that some of the positive cases at Harvey Oaks are siblings or students who were in the closed classroom. These students did not present symptoms until they were already under quarantine. This reduces the exposure level at Harvey Oaks. Dr. Sutfin said we are headed towards an entire school mask mandate for 14-28 days at Harvey Oaks. Dr. Sutfin shared that we are waiting on guidance from Douglas County Health.

Dr. Sutfin also reminded the board that there are 533 sections of elementary in the district and we are only dealing with positive cases in a couple of them. With the exception of Harvey Oaks, our numbers look good.

The meeting was adjourned at 7:50 p.m.



Chairman

# **Millard Public Schools**

**September 20, 2021**

## Millard Public Schools Check Register Prepared for the Board Meeting for Sep 20, 2021

Fund	Check Number	Check Date	Vendor Number	Vendor Name	Transaction Amount
01	488443	09/02/2021	064800	METRO UTILITIES DISTRICT OF OMAHA	\$1,372.06
	488453	09/09/2021	064800	METRO UTILITIES DISTRICT OF OMAHA	\$777.30
	488462	09/20/2021	108436	COX COMMUNICATIONS INC	\$423.76
	488464	09/20/2021	142775	FAMILY FIRST INC	\$50.00
	488467	09/20/2021	133397	HY-VEE INC	\$735.44
	488468	09/20/2021	132878	HY-VEE INC	\$520.81
	488469	09/20/2021	049850	HY-VEE INC	\$3,252.38
	488471	09/20/2021	139807	NEBRASKA ASSOCIATION FOR CURRICULUM	\$390.00
	488472	09/20/2021	138808	NEBRASKA SECRETARY OF STATE:NOTARY	\$30.00
	488473	09/20/2021	108325	NEBRASKA STATE BANDMASTERS ASSN	\$350.00
	488474	09/20/2021	107732	BRIAN L NELSON	\$350.00
	488475	09/20/2021	098765	SECURITY BENEFIT LIFE INS CO	\$8,320.00
	488476	09/20/2021	101476	SODEXO INC & AFFILIATES	\$110,038.83
	488479	09/20/2021	090242	UNITED PARCEL SERVICE	\$180.00
	488480	09/20/2021	143547	UNITED SOUND INC	\$2,500.00
	488481	09/20/2021	139797	US BANK NATIONAL ASSOCIATION	\$200.00
	488482	09/20/2021	139797	US BANK NATIONAL ASSOCIATION	\$101.00
	488483	09/20/2021	139797	US BANK NATIONAL ASSOCIATION	\$200.00
	488484	09/20/2021	139797	US BANK NATIONAL ASSOCIATION	\$101.00
	488485	09/20/2021	139797	US BANK NATIONAL ASSOCIATION	\$101.00
	488486	09/20/2021	139797	US BANK NATIONAL ASSOCIATION	\$150.00
	488487	09/20/2021	139797	US BANK NATIONAL ASSOCIATION	\$125.19
	488488	09/20/2021	139797	US BANK NATIONAL ASSOCIATION	\$108.00
	488489	09/20/2021	139797	US BANK NATIONAL ASSOCIATION	\$108.00
	488490	09/20/2021	139797	US BANK NATIONAL ASSOCIATION	\$202.00
	488491	09/20/2021	143347	VERIZON COMMUNICATIONS INC	\$197.40
	E103913	09/13/2021	106436	AQUA-CHEM INC	\$249.50
	E103914	09/13/2021	019111	BISHOP BUSINESS EQUIPMENT	\$723.00

## Millard Public Schools Check Register Prepared for the Board Meeting for Sep 20, 2021

Fund	Check Number	Check Date	Vendor Number	Vendor Name	Transaction Amount
01	E103915	09/13/2021	143184	ENTERPRISE FM TRUST	\$1,727.60
	E103916	09/13/2021	040537	WOLSELEY INVESTMENTS INC	\$251.40
	E103917	09/13/2021	100928	J W PEPPER & SON INC.	\$166.99
	E103921	09/13/2021	082100	SCHOLASTIC INC	\$881.20
	E103922	09/13/2021	138047	AUTO PROS OF MILLARD INC	\$444.10
<b>01 - Total</b>					<b>\$135,327.96</b>
06	E103914	09/13/2021	019111	BISHOP BUSINESS EQUIPMENT	\$850.00
<b>06 - Total</b>					<b>\$850.00</b>
07	488463	09/20/2021	133044	EYMAN PLUMBING	\$506,734.39
	488465	09/20/2021	143409	FLUID MECHANICAL LLC	\$6,202.50
	488478	09/20/2021	141553	TR CONSTRUCTION LLC	\$22,931.17
	488492	09/20/2021	143362	THE WEITZ GROUP LLC	\$213.50
	E103919	09/13/2021	141823	MIDWEST DCM INC	\$45,673.28
	E103920	09/13/2021	140085	SAMPSON CONSTRUCTION CO INC	\$110,813.38
<b>07 - Total</b>					<b>\$692,568.22</b>
11	488461	09/20/2021	143548	DAVID BIEDRZYCKI	\$1,800.00
<b>11 - Total</b>					<b>\$1,800.00</b>
17	488478	09/20/2021	141553	TR CONSTRUCTION LLC	\$1,750.00
	E103918	09/13/2021	059560	MATHESON TRI-GAS INC	\$219.00
<b>17 - Total</b>					<b>\$1,969.00</b>
50	488461	09/20/2021	143548	DAVID BIEDRZYCKI	\$3,600.00
	488466	09/20/2021	141473	RONALD BUEL HARDIN JR	\$7,283.65
	488470	09/20/2021	141934	KAITLIN KENNY	\$1,250.00
	488477	09/20/2021	137059	STEPHEN P HICKS	\$3,000.00
<b>50 - Total</b>					<b>\$15,133.65</b>
99	488461	09/20/2021	143548	DAVID BIEDRZYCKI	(\$176.00)
	488470	09/20/2021	141934	KAITLIN KENNY	(\$50.00)
	488477	09/20/2021	137059	STEPHEN P HICKS	(\$72.60)

**Millard Public Schools Check Register Prepared for the Board Meeting for Sep 20, 2021**

Fund	Check Number	Check Date	Vendor Number	Vendor Name	Transaction Amount
<b>99 - Total</b>					<b>(\$298.60)</b>
<b>Overall - Total</b>					<b>\$847,350.23</b>

# Current Cash Balance

Sorted by Site ID, Group ID, Activity ID.  
From 07/01/2021 to 07/31/2021.

Site ID	Site Name	Beginning Cash	Receipts	Disbursements	Adjustments	Cash Balance
Group ID	Group Name					
Activity ID	Activity Name					
<b>DSAC</b>	<b>Don Stroh Administration Center</b>					
<b>A</b>	<b>ACTIVITY GENERAL</b>					
1010	General Admin	134,889.71	11.22	0.00	0.00	134,900.93
1018	School Pay Fees	0.00	0.00	0.00	0.00	0.00
1025	Savings	317.49	0.00	0.00	0.00	317.49
1030	Staff Vending	833.33	79.67	0.00	0.00	913.00
1105	Laptop Insurance	0.00	0.00	0.00	0.00	0.00
1106	Laptop Loss/Damage	0.00	0.00	0.00	0.00	0.00
1107	Laptop Insurance-YAP/Project Search	0.00	0.00	0.00	0.00	0.00
1108	Laptop Loss-Damage YAP/Project Search	0.00	0.00	0.00	0.00	0.00
<b>A Totals:</b>		<b>136,040.53</b>	<b>90.89</b>	<b>0.00</b>	<b>0.00</b>	<b>136,131.42</b>
<b>E</b>	<b>ADMINISTRATIVE CUSTODIAL</b>					
5005	Activity Express	167,752.58	15,327.50	0.00	0.00	183,080.08
5009	Friday Folder Advertising	0.00	0.00	0.00	0.00	0.00
5011	Creative Cottage Crafts	1,949.70	0.00	0.00	0.00	1,949.70
5060	Hospitality	0.00	0.00	0.00	0.00	0.00
5062	Ed Services Hospitality	271.20	0.00	0.00	0.00	271.20
5080	Media	0.00	0.00	0.00	0.00	0.00
5081	MPS App	0.00	0.00	0.00	0.00	0.00
5096	MPS Activities Calendar	0.00	0.00	0.00	0.00	0.00
5098	NFUSSD	0.00	0.00	0.00	0.00	0.00
5110	Other Student Activities	0.00	0.00	0.00	0.00	0.00
5140	PayBac	0.00	0.00	0.00	0.00	0.00
5165	Logo Sales	0.00	0.00	0.00	0.00	0.00
5176	Student Showcase	0.00	0.00	0.00	0.00	0.00
5177	Staff Development	0.00	0.00	0.00	0.00	0.00
5178	STOP Hunger	0.00	0.00	0.00	0.00	0.00
5225	WF Student Donation	5,660.18	0.00	0.00	0.00	5,660.18
5250	Instrument Rental	-21,179.51	450.00	7,829.87	0.00	-28,559.38
5255	South Swim Lessons	19,080.00	840.00	60.00	-1,900.00	17,960.00
5260	North Swim Lessons	5,815.00	0.00	0.00	1,900.00	7,715.00
5265	West Swim Lessons	6,272.50	1,060.00	0.00	0.00	7,332.50
5270	North Open Swim	1,647.00	0.00	0.00	0.00	1,647.00
5275	West Open Swim	4,100.00	0.00	0.00	0.00	4,100.00
5280	South Open Swim	4,781.00	0.00	0.00	0.00	4,781.00
5285	Maintenance Vending	792.16	0.00	0.00	0.00	792.16
5290	Tech Vending	649.72	0.00	32.19	0.00	617.53
5295	Facility Use Rental Fee	95,976.58	1,390.00	0.00	0.00	97,366.58
5300	Facility Use Building Access	15,905.50	880.00	0.00	0.00	16,785.50
5305	Facility Use Staffing	1,696.50	957.00	0.00	0.00	2,653.50
5310	Check Collection	483.15	0.00	0.00	0.00	483.15
<b>E Totals:</b>		<b>311,653.26</b>	<b>20,904.50</b>	<b>7,922.06</b>	<b>0.00</b>	<b>324,635.70</b>

# Current Cash Balance

Sorted by Site ID, Group ID, Activity ID.  
From 07/01/2021 to 07/31/2021.

Site ID	Site Name	Beginning Cash	Receipts	Disbursements	Adjustments	Cash Balance
Group ID	Group Name					
Activity ID	Activity Name					
Q	STUDENT FEE FUND					
7195	HAL Field Trips	3,235.96	0.00	0.00	0.00	3,235.96
Q Totals:		3,235.96	0.00	0.00	0.00	3,235.96
DSAC Activity Totals:		450,929.75	20,995.39	7,922.06	0.00	464,003.08

	Begin Balance	Transfers	Receipts	Disbursements	Adjustments	End Balance
DSAC Checking:			20,995.39	7,922.06		
DSAC Investment:						
DSAC Bank Balances:	450,929.75		20,995.39	7,922.06	0.00	464,003.08

# Current Cash Balance

Sorted by Site ID, Group ID, Activity ID.  
From 07/01/2021 to 07/31/2021.

Site ID	Site Name						
Group ID	Group Name						
Activity ID	Activity Name	Beginning Cash	Receipts	Disbursements	Adjustments	Cash Balance	
<b>Abbott</b>	<b>Abbott Elementary</b>						
<b>A</b>	<b>ACTIVITY GENERAL</b>						
1010	General Admin	32,177.28	1.69	0.00	0.00	32,178.97	
1018	School Pay Fees	0.00	0.00	0.00	0.00	0.00	
1020	Volunteers-General	327.65	0.00	0.00	0.00	327.65	
1030	Staff Vending	86.32	0.00	0.00	0.00	86.32	
1105	Laptop Insurance	0.00	0.00	0.00	0.00	0.00	
1106	Laptop Loss/Damage	0.00	0.00	0.00	0.00	0.00	
<b>A Totals:</b>		<b>32,591.25</b>	<b>1.69</b>	<b>0.00</b>	<b>0.00</b>	<b>32,592.94</b>	
<b>D</b>	<b>CLUBS AND ORGANIZATIONS</b>						
4040	Art	0.00	0.00	0.00	0.00	0.00	
4230	Environmental Club	0.00	0.00	0.00	0.00	0.00	
4440	Leadership Club	30.00	0.00	0.00	0.00	30.00	
4500	Music	0.00	0.00	0.00	0.00	0.00	
4540	Other Clubs	0.00	0.00	0.00	0.00	0.00	
4580	Reading	0.00	0.00	0.00	0.00	0.00	
4620	Safety Patrol	0.00	0.00	0.00	0.00	0.00	
4660	Spanish Club	0.00	0.00	0.00	0.00	0.00	
4710	Student Council	494.12	0.00	0.00	0.00	494.12	
4760	World Language	102.48	0.00	0.00	0.00	102.48	
<b>D Totals:</b>		<b>626.60</b>	<b>0.00</b>	<b>0.00</b>	<b>0.00</b>	<b>626.60</b>	
<b>E</b>	<b>ADMINISTRATIVE CUSTODIAL</b>						
5040	Fundraising-General	0.00	0.00	0.00	0.00	0.00	
5060	Hospitality	0.00	0.00	0.00	0.00	0.00	
5080	Media	6,760.05	0.00	0.00	0.00	6,760.05	
5110	Other Student Activities	0.00	0.00	0.00	0.00	0.00	
5121	KG Field Trips-Curriculum Related	0.00	0.00	0.00	0.00	0.00	
5122	1st Grade Field Trips-Curriculum Related	0.00	0.00	0.00	0.00	0.00	
5123	2nd Grade Field Trips-Curriculum Related	-359.72	0.00	0.00	0.00	-359.72	
5124	3rd Grade Field Trips-Curriculum Related	49.48	0.00	0.00	0.00	49.48	
5125	4th Grade Field Trips-Curriculum Related	32.06	0.00	0.00	0.00	32.06	
5126	5th Grade Field Trips-Curriculum Related	0.00	0.00	0.00	0.00	0.00	
5127	6th Grade Field Trips-Curriculum Related	0.00	0.00	0.00	0.00	0.00	
5128	7th Grade Field Trips-Curriculum Related	0.00	0.00	0.00	0.00	0.00	
5129	8th Grade Field Trips-Curriculum Related	0.00	0.00	0.00	0.00	0.00	
5180	Teacher Fund/Grants	209.67	0.00	0.00	0.00	209.67	
<b>E Totals:</b>		<b>6,691.54</b>	<b>0.00</b>	<b>0.00</b>	<b>0.00</b>	<b>6,691.54</b>	



## Current Cash Balance

Sorted by Site ID, Group ID, Activity ID.  
From 07/01/2021 to 07/31/2021.

Site ID	Site Name						
Group ID	Group Name						
Activity ID	Activity Name	Beginning Cash	Receipts	Disbursements	Adjustments	Cash Balance	
Q	STUDENT FEE FUND						
7000	KG Field Trips	0.00	0.00	0.00	0.00	0.00	
7010	1st Grade Field Trips	0.00	0.00	0.00	0.00	0.00	
7020	2nd Grade Field Trips	0.00	0.00	0.00	0.00	0.00	
7030	3rd Grade Field Trips	0.00	0.00	0.00	0.00	0.00	
7040	4th Grade Field Trips	0.00	0.00	0.00	0.00	0.00	
7050	5th Grade Field Trips	0.00	0.00	0.00	0.00	0.00	
7900	Field Trips-Other	0.00	0.00	0.00	0.00	0.00	
<b>Q Totals:</b>		<b>0.00</b>	<b>0.00</b>	<b>0.00</b>	<b>0.00</b>	<b>0.00</b>	<b>0.00</b>
<b>Abbott Activity Totals:</b>		<b>39,909.39</b>	<b>1.69</b>	<b>0.00</b>	<b>0.00</b>	<b>39,911.08</b>	

	Begin Balance	Transfers	Receipts	Disbursements	Adjustments	End Balance
Abbott Checking:			1.69	0.00		
Abbott Investment:						
<b>Abbott Bank Balances:</b>	<b>39,909.39</b>		<b>1.69</b>	<b>0.00</b>	<b>0.00</b>	<b>39,911.08</b>

## Current Cash Balance

Sorted by Site ID, Group ID, Activity ID.  
From 07/01/2021 to 07/31/2021.

Site ID	Site Name	Beginning Cash	Receipts	Disbursements	Adjustments	Cash Balance
Group ID	Group Name					
Activity ID	Activity Name					
<b>Ackerm</b>	<b>Ackerman Elementary</b>					
<b>A</b>	<b>ACTIVITY GENERAL</b>					
1010	General Admin	2,629.16	4.31	0.00	0.00	2,633.47
1018	School Pay Fees	0.00	0.00	0.00	0.00	0.00
1020	Volunteers-General	84,655.87	0.00	0.00	0.00	84,655.87
1022	Volunteers - Hospitality	0.00	0.00	0.00	0.00	0.00
1030	Staff Vending	0.00	0.00	0.00	0.00	0.00
1105	Laptop Insurance	30.30	0.00	0.00	0.00	30.30
1106	Laptop Loss/Damage	0.00	0.00	0.00	0.00	0.00
<b>A Totals:</b>		<b>87,315.33</b>	<b>4.31</b>	<b>0.00</b>	<b>0.00</b>	<b>87,319.64</b>
<b>D</b>	<b>CLUBS AND ORGANIZATIONS</b>					
4040	Art	2,880.50	0.00	0.00	0.00	2,880.50
4070	Birthday Book Club	0.00	0.00	0.00	0.00	0.00
4140	Choir	0.00	0.00	0.00	0.00	0.00
4270	Field Day	1,378.60	0.00	0.00	0.00	1,378.60
4580	Reading	0.00	0.00	0.00	0.00	0.00
4710	Student Council	546.31	0.00	0.00	0.00	546.31
4770	Yearbook	1,019.07	0.00	0.00	0.00	1,019.07
<b>D Totals:</b>		<b>5,824.48</b>	<b>0.00</b>	<b>0.00</b>	<b>0.00</b>	<b>5,824.48</b>
<b>E</b>	<b>ADMINISTRATIVE CUSTODIAL</b>					
5040	Fundraising-General	0.00	0.00	0.00	0.00	0.00
5060	Hospitality	0.00	0.00	0.00	0.00	0.00
5070	Library	5,896.97	0.00	0.00	0.00	5,896.97
5110	Other Student Activities	0.00	0.00	0.00	0.00	0.00
5121	KG Field Trips-Curriculum Related	0.00	0.00	0.00	0.00	0.00
5122	1st Grade Field Trips-Curriculum Related	0.00	0.00	0.00	0.00	0.00
5123	2nd Grade Field Trips-Curriculum Related	131.02	0.00	0.00	0.00	131.02
5124	3rd Grade Field Trips-Curriculum Related	255.94	0.00	0.00	0.00	255.94
5125	4th Grade Field Trips-Curriculum Related	51.00	0.00	0.00	0.00	51.00
5126	5th Grade Field Trips-Curriculum Related	0.00	0.00	0.00	0.00	0.00
5140	PayBac	32.75	0.00	0.00	0.00	32.75
5180	Teacher Fund/Grants	1,907.13	0.00	0.00	0.00	1,907.13
<b>E Totals:</b>		<b>8,274.81</b>	<b>0.00</b>	<b>0.00</b>	<b>0.00</b>	<b>8,274.81</b>
<b>Q</b>	<b>STUDENT FEE FUND</b>					
7000	KG Field Trips	0.00	0.00	0.00	0.00	0.00
7010	1st Grade Field Trips	0.00	0.00	0.00	0.00	0.00
7020	2nd Grade Field Trips	0.00	0.00	0.00	0.00	0.00
7030	3rd Grade Field Trips	0.00	0.00	0.00	0.00	0.00
7040	4th Grade Field Trips	0.00	0.00	0.00	0.00	0.00
7050	5th Grade Field Trips	0.00	0.00	0.00	0.00	0.00
7900	Field Trips-Other	0.00	0.00	0.00	0.00	0.00
<b>Q Totals:</b>		<b>0.00</b>	<b>0.00</b>	<b>0.00</b>	<b>0.00</b>	<b>0.00</b>

## Current Cash Balance

Sorted by Site ID, Group ID, Activity ID.  
From 07/01/2021 to 07/31/2021.

Site ID	Site Name						Cash Balance
Group ID	Group Name						
Activity ID	Activity Name	Beginning Cash	Receipts	Disbursements	Adjustments		
Ackerman Activity Totals:		101,414.62	4.31	0.00	0.00		101,418.93
		Begin Balance	Transfers	Receipts	Disbursements	Adjustments	End Balance
Ackerman Checking:				4.31	0.00		
Ackerman Investment:							
Ackerman Bank Balances:		101,414.62		4.31	0.00	0.00	101,418.93

## Current Cash Balance

Sorted by Site ID, Group ID, Activity ID.  
From 07/01/2021 to 07/31/2021.

Site ID	Site Name	Beginning Cash	Receipts	Disbursements	Adjustments	Cash Balance	
Group ID	Group Name						
Activity ID	Activity Name						
<b>Aldrich</b>	<b>Aldrich Elementary</b>						
<b>A</b>	<b>ACTIVITY GENERAL</b>						
1010	General Admin	14,825.77	0.93	711.13	0.00	14,115.57	
1018	School Pay Fees	0.00	0.00	0.00	0.00	0.00	
1030	Staff Vending	319.65	0.00	0.00	0.00	319.65	
1105	Laptop Insurance	0.00	0.00	0.00	0.00	0.00	
1106	Laptop Loss/Damage	0.00	0.00	0.00	0.00	0.00	
<b>A Totals:</b>		<b>15,145.42</b>	<b>0.93</b>	<b>711.13</b>	<b>0.00</b>	<b>14,435.22</b>	
<b>D</b>	<b>CLUBS AND ORGANIZATIONS</b>						
4040	Art	0.00	0.00	0.00	0.00	0.00	
4070	Birthday Book Club	5,842.34	0.00	0.00	0.00	5,842.34	
4710	Student Council	0.00	0.00	0.00	0.00	0.00	
<b>D Totals:</b>		<b>5,842.34</b>	<b>0.00</b>	<b>0.00</b>	<b>0.00</b>	<b>5,842.34</b>	
<b>E</b>	<b>ADMINISTRATIVE CUSTODIAL</b>						
5040	Fundraising-General	0.00	0.00	0.00	0.00	0.00	
5060	Hospitality	0.00	0.00	0.00	0.00	0.00	
5070	Library	1,013.23	0.00	0.00	0.00	1,013.23	
5110	Other Student Activities	0.00	0.00	0.00	0.00	0.00	
5121	KG Field Trips-Curriculum Related	0.00	0.00	0.00	0.00	0.00	
5122	1st Grade Field Trips-Curriculum Related	0.00	0.00	0.00	0.00	0.00	
5123	2nd Grade Field Trips-Curriculum Related	70.42	0.00	0.00	0.00	70.42	
5124	3rd Grade Field Trips-Curriculum Related	0.00	0.00	0.00	0.00	0.00	
5125	4th Grade Field Trips-Curriculum Related	0.00	0.00	0.00	0.00	0.00	
5126	5th Grade Field Trips-Curriculum Related	0.00	0.00	0.00	0.00	0.00	
<b>E Totals:</b>		<b>1,083.65</b>	<b>0.00</b>	<b>0.00</b>	<b>0.00</b>	<b>1,083.65</b>	
<b>Q</b>	<b>STUDENT FEE FUND</b>						
7000	KG Field Trips	0.00	0.00	0.00	0.00	0.00	
7010	1st Grade Field Trips	0.00	0.00	0.00	0.00	0.00	
7020	2nd Grade Field Trips	0.00	0.00	0.00	0.00	0.00	
7030	3rd Grade Field Trips	0.00	0.00	0.00	0.00	0.00	
7040	4th Grade Field Trips	0.00	0.00	0.00	0.00	0.00	
7050	5th Grade Field Trips	0.00	0.00	0.00	0.00	0.00	
7900	Field Trips-Other	0.00	0.00	0.00	0.00	0.00	
<b>Q Totals:</b>		<b>0.00</b>	<b>0.00</b>	<b>0.00</b>	<b>0.00</b>	<b>0.00</b>	
<b>Aldrich Activity Totals:</b>		<b>22,071.41</b>	<b>0.93</b>	<b>711.13</b>	<b>0.00</b>	<b>21,361.21</b>	
		<b>Begin Balance</b>	<b>Transfers</b>	<b>Receipts</b>	<b>Disbursements</b>	<b>Adjustments</b>	<b>End Balance</b>
Aldrich Checking:				0.93	711.13		
Aldrich Investment:							
Aldrich Bank Balances:		22,071.41		0.93	711.13	0.00	21,361.21

# Current Cash Balance

Sorted by Site ID, Group ID, Activity ID.  
From 07/01/2021 to 07/31/2021.

Site ID	Site Name	Beginning Cash	Receipts	Disbursements	Adjustments	Cash Balance
Group ID	Group Name					
Activity ID	Activity Name					
<b>BlackEI</b>	<b>Black Elk Elementary</b>					
<b>A</b>	<b>ACTIVITY GENERAL</b>					
1010	General Admin	20,527.76	4.14	0.00	0.00	20,531.90
1018	School Pay Fees	0.00	0.00	0.00	0.00	0.00
1020	Volunteers-General	58,631.05	0.00	0.00	0.00	58,631.05
1022	Volunteers - Hospitality	0.00	0.00	0.00	0.00	0.00
1030	Staff Vending	0.00	0.00	0.00	0.00	0.00
1105	Laptop Insurance	30.00	0.00	0.00	0.00	30.00
1106	Laptop Loss/Damage	14.00	0.00	0.00	0.00	14.00
<b>A Totals:</b>		<b>79,202.81</b>	<b>4.14</b>	<b>0.00</b>	<b>0.00</b>	<b>79,206.95</b>
<b>D</b>	<b>CLUBS AND ORGANIZATIONS</b>					
4040	Art	4,410.59	0.00	0.00	0.00	4,410.59
4070	Birthday Book Club	4,050.41	0.00	0.00	0.00	4,050.41
4140	Choir	293.26	0.00	0.00	0.00	293.26
4270	Field Day	946.68	0.00	0.00	0.00	946.68
4540	Other Clubs	0.00	0.00	0.00	0.00	0.00
4580	Reading	50.65	0.00	0.00	0.00	50.65
4710	Student Council	2,754.76	0.00	0.00	0.00	2,754.76
<b>D Totals:</b>		<b>12,506.35</b>	<b>0.00</b>	<b>0.00</b>	<b>0.00</b>	<b>12,506.35</b>
<b>E</b>	<b>ADMINISTRATIVE CUSTODIAL</b>					
5040	Fundraising-General	0.00	0.00	0.00	0.00	0.00
5065	Hospitality-VIP	1,229.87	0.00	0.00	0.00	1,229.87
5080	Media	3,231.31	0.00	0.00	0.00	3,231.31
5100	Other Adm Custodial	0.00	0.00	0.00	0.00	0.00
5110	Other Student Activities	0.00	0.00	0.00	0.00	0.00
5121	KG Field Trips-Curriculum Related	6.50	0.00	0.00	0.00	6.50
5122	1st Grade Field Trips-Curriculum Related	0.00	0.00	0.00	0.00	0.00
5123	2nd Grade Field Trips-Curriculum Related	0.00	0.00	0.00	0.00	0.00
5124	3rd Grade Field Trips-Curriculum Related	0.00	0.00	0.00	0.00	0.00
5125	4th Grade Field Trips-Curriculum Related	0.00	0.00	0.00	0.00	0.00
5126	5th Grade Field Trips-Curriculum Related	0.00	0.00	0.00	0.00	0.00
5140	PayBac	793.15	0.00	0.00	0.00	793.15
<b>E Totals:</b>		<b>5,260.83</b>	<b>0.00</b>	<b>0.00</b>	<b>0.00</b>	<b>5,260.83</b>
<b>Q</b>	<b>STUDENT FEE FUND</b>					
7900	Field Trips-Other	0.00	0.00	0.00	0.00	0.00
<b>Q Totals:</b>		<b>0.00</b>	<b>0.00</b>	<b>0.00</b>	<b>0.00</b>	<b>0.00</b>

# Current Cash Balance

Sorted by Site ID, Group ID, Activity ID.  
From 07/01/2021 to 07/31/2021.

Site ID	Site Name	Beginning Cash	Receipts	Disbursements	Adjustments	Cash Balance
Group ID	Group Name					
Activity ID	Activity Name					
BlackElk Activity Totals:		96,969.99	4.14	0.00	0.00	96,974.13

	Begin Balance	Transfers	Receipts	Disbursements	Adjustments	End Balance
BlackElk Checking:			4.14	0.00		
BlackElk Investment:						
BlackElk Bank Balances:	96,969.99		4.14	0.00	0.00	96,974.13

# Current Cash Balance

Sorted by Site ID, Group ID, Activity ID.

From 07/01/2021 to 07/31/2021.

Site ID	Site Name	Beginning Cash	Receipts	Disbursements	Adjustments	Cash Balance
Group ID	Group Name					
Activity ID	Activity Name					
<b>Bryan</b>	<b>Bryan Elementary School</b>					
<b>A</b>	<b>ACTIVITY GENERAL</b>					
1010	General Admin	3,265.28	1.60	143.20	0.00	3,123.68
1018	School Pay Fees	0.00	0.00	0.00	0.00	0.00
1030	Staff Vending	305.27	0.00	0.00	0.00	305.27
1105	Laptop Insurance	0.00	0.00	0.00	0.00	0.00
1106	Laptop Loss/Damage	0.00	0.00	0.00	0.00	0.00
<b>A Totals:</b>		<b>3,570.55</b>	<b>1.60</b>	<b>143.20</b>	<b>0.00</b>	<b>3,428.95</b>
<b>D</b>	<b>CLUBS AND ORGANIZATIONS</b>					
4040	Art	394.60	0.00	0.00	0.00	394.60
4220	Drama Club	122.07	0.00	0.00	0.00	122.07
4500	Music	878.51	0.00	0.00	0.00	878.51
4710	Student Council	1,932.03	0.00	0.00	0.00	1,932.03
<b>D Totals:</b>		<b>3,327.21</b>	<b>0.00</b>	<b>0.00</b>	<b>0.00</b>	<b>3,327.21</b>
<b>E</b>	<b>ADMINISTRATIVE CUSTODIAL</b>					
5015	Circle of Friends	-80.60	0.00	0.00	0.00	-80.60
5040	Fundraising-General	22,790.67	0.00	2,000.00	0.00	20,790.67
5060	Hospitality	0.00	0.00	0.00	0.00	0.00
5080	Media	6,754.18	0.00	0.00	0.00	6,754.18
5100	Other Adm Custodial	0.00	0.00	0.00	0.00	0.00
5110	Other Student Activities	840.54	0.00	0.00	0.00	840.54
5121	KG Field Trips-Curriculum Related	-90.00	0.00	0.00	0.00	-90.00
5122	1st Grade Field Trips-Curriculum Related	-90.00	0.00	0.00	0.00	-90.00
5123	2nd Grade Field Trips-Curriculum Related	-90.00	0.00	0.00	0.00	-90.00
5124	3rd Grade Field Trips-Curriculum Related	-300.00	0.00	0.00	0.00	-300.00
5125	4th Grade Field Trips-Curriculum Related	-182.00	0.00	0.00	0.00	-182.00
5126	5th Grade Field Trips-Curriculum Related	0.00	0.00	0.00	0.00	0.00
5180	Teacher Fund/Grants	1,489.84	0.00	0.00	0.00	1,489.84
<b>E Totals:</b>		<b>31,042.63</b>	<b>0.00</b>	<b>2,000.00</b>	<b>0.00</b>	<b>29,042.63</b>
<b>Q</b>	<b>STUDENT FEE FUND</b>					
7900	Field Trips-Other	0.00	0.00	0.00	0.00	0.00
<b>Q Totals:</b>		<b>0.00</b>	<b>0.00</b>	<b>0.00</b>	<b>0.00</b>	<b>0.00</b>
<b>Bryan Activity Totals:</b>		<b>37,940.39</b>	<b>1.60</b>	<b>2,143.20</b>	<b>0.00</b>	<b>35,798.79</b>

	Begin Balance	Transfers	Receipts	Disbursements	Adjustments	End Balance
Bryan Checking:			1.60	2,143.20		
Bryan Investment:						
<b>Bryan Bank Balances:</b>	<b>37,940.39</b>		<b>1.60</b>	<b>2,143.20</b>	<b>0.00</b>	<b>35,798.79</b>

## Current Cash Balance

Sorted by Site ID, Group ID, Activity ID.  
From 07/01/2021 to 07/31/2021.

Site ID	Site Name	Beginning Cash	Receipts	Disbursements	Adjustments	Cash Balance
Group ID	Group Name					
	Activity ID    Activity Name					
<b>Cather</b>	<b>Cather Elementary</b>					
<b>A</b>	<b>ACTIVITY GENERAL</b>					
	1010    General Admin	4,731.55	0.75	15.00	0.00	4,717.30
	1018    School Pay Fees	0.00	0.00	0.00	0.00	0.00
	1030    Staff Vending	0.00	0.00	0.00	0.00	0.00
	1040    Donations	400.00	0.00	0.00	0.00	400.00
	1105    Laptop Insurance	30.00	0.00	0.00	0.00	30.00
	1106    Laptop Loss/Damage	10.00	0.00	0.00	0.00	10.00
	<b>A Totals:</b>	<b>5,171.55</b>	<b>0.75</b>	<b>15.00</b>	<b>0.00</b>	<b>5,157.30</b>
<b>D</b>	<b>CLUBS AND ORGANIZATIONS</b>					
	4038    Archery	-340.20	0.00	0.00	0.00	-340.20
	4040    Art	0.00	0.00	0.00	0.00	0.00
	4090    Bowling Club	0.00	0.00	0.00	0.00	0.00
	4500    Music	7.00	0.00	0.00	0.00	7.00
	4540    Other Clubs	5,131.50	0.00	0.00	0.00	5,131.50
	4600    Robotics & Engineering Club	2,307.21	0.00	0.00	0.00	2,307.21
	4610    SAFE/DARE/Drug Free	77.23	0.00	0.00	0.00	77.23
	4710    Student Council	1,141.59	0.00	0.00	0.00	1,141.59
	<b>D Totals:</b>	<b>8,324.33</b>	<b>0.00</b>	<b>0.00</b>	<b>0.00</b>	<b>8,324.33</b>
<b>E</b>	<b>ADMINISTRATIVE CUSTODIAL</b>					
	5040    Fundraising-General	189.07	0.00	0.00	0.00	189.07
	5060    Hospitality	-2.54	0.00	0.00	0.00	-2.54
	5070    Library	2,473.98	0.00	0.00	0.00	2,473.98
	5110    Other Student Activities	-2,839.50	0.00	0.00	0.00	-2,839.50
	5121    KG Field Trips-Curriculum Related	73.93	0.00	0.00	0.00	73.93
	5122    1st Grade Field Trips-Curriculum Related	101.50	0.00	0.00	0.00	101.50
	5123    2nd Grade Field Trips-Curriculum Related	648.93	0.00	0.00	0.00	648.93
	5124    3rd Grade Field Trips-Curriculum Related	151.09	0.00	0.00	0.00	151.09
	5125    4th Grade Field Trips-Curriculum Related	0.00	0.00	0.00	0.00	0.00
	5126    5th Grade Field Trips-Curriculum Related	949.45	0.00	0.00	0.00	949.45
	5140    PayBac	1,707.03	0.00	0.00	0.00	1,707.03
	5181    Grants	397.51	0.00	0.00	0.00	397.51
	<b>E Totals:</b>	<b>3,850.45</b>	<b>0.00</b>	<b>0.00</b>	<b>0.00</b>	<b>3,850.45</b>
<b>Q</b>	<b>STUDENT FEE FUND</b>					
	7000    KG Field Trips	0.00	0.00	0.00	0.00	0.00
	7010    1st Grade Field Trips	0.00	0.00	0.00	0.00	0.00
	7020    2nd Grade Field Trips	0.00	0.00	0.00	0.00	0.00
	7030    3rd Grade Field Trips	0.00	0.00	0.00	0.00	0.00
	7040    4th Grade Field Trips	0.00	0.00	0.00	0.00	0.00
	7050    5th Grade Field Trips	0.00	0.00	0.00	0.00	0.00
	7900    Field Trips-Other	0.00	0.00	0.00	0.00	0.00
	<b>Q Totals:</b>	<b>0.00</b>	<b>0.00</b>	<b>0.00</b>	<b>0.00</b>	<b>0.00</b>



# Current Cash Balance

Sorted by Site ID, Group ID, Activity ID.  
From 07/01/2021 to 07/31/2021.

Site ID	Site Name						
Group ID	Group Name						
Activity ID	Activity Name		Beginning Cash	Receipts	Disbursements	Adjustments	Cash Balance
Cather Activity Totals:			17,346.33	0.75	15.00	0.00	17,332.08
		Begin Balance	Transfers	Receipts	Disbursements	Adjustments	End Balance
	Cather Checking:			0.75	15.00		
	Cather Investment:						
	Cather Bank Balances:	17,346.33		0.75	15.00	0.00	17,332.08

## Current Cash Balance

Sorted by Site ID, Group ID, Activity ID.  
From 07/01/2021 to 07/31/2021.

Site ID	Site Name					
Group ID	Group Name					
Activity ID	Activity Name	Beginning Cash	Receipts	Disbursements	Adjustments	Cash Balance
<b>Cody</b>	<b>Cody Elementary School</b>					
<b>A</b>	<b>ACTIVITY GENERAL</b>					
1010	General Admin	3,926.71	0.69	0.00	0.00	3,927.40
1018	School Pay Fees	0.00	0.00	0.00	0.00	0.00
1030	Staff Vending	135.58	0.00	0.00	0.00	135.58
1043	Playground	1,987.22	0.00	0.00	0.00	1,987.22
1050	Projects/Support	265.26	0.00	0.00	0.00	265.26
1105	Laptop Insurance	0.00	0.00	0.00	0.00	0.00
1106	Laptop Loss/Damage	0.00	0.00	0.00	0.00	0.00
	<b>A Totals:</b>	<b>6,314.77</b>	<b>0.69</b>	<b>0.00</b>	<b>0.00</b>	<b>6,315.46</b>
<b>D</b>	<b>CLUBS AND ORGANIZATIONS</b>					
4040	Art	0.00	0.00	0.00	0.00	0.00
4100	Builders Club	136.00	0.00	0.00	0.00	136.00
4140	Choir	237.71	0.00	0.00	0.00	237.71
4540	Other Clubs	0.00	0.00	0.00	0.00	0.00
4710	Student Council	2,602.22	0.00	0.00	0.00	2,602.22
	<b>D Totals:</b>	<b>2,975.93</b>	<b>0.00</b>	<b>0.00</b>	<b>0.00</b>	<b>2,975.93</b>
<b>E</b>	<b>ADMINISTRATIVE CUSTODIAL</b>					
5040	Fundraising-General	0.00	0.00	0.00	0.00	0.00
5060	Hospitality	0.00	0.00	0.00	0.00	0.00
5080	Media	4,045.09	0.00	0.00	0.00	4,045.09
5110	Other Student Activities	740.32	0.00	0.00	0.00	740.32
5121	KG Field Trips-Curriculum Related	0.00	0.00	0.00	0.00	0.00
5122	1st Grade Field Trips-Curriculum Related	576.25	0.00	0.00	0.00	576.25
5123	2nd Grade Field Trips-Curriculum Related	713.70	0.00	0.00	0.00	713.70
5124	3rd Grade Field Trips-Curriculum Related	227.12	0.00	0.00	0.00	227.12
5125	4th Grade Field Trips-Curriculum Related	220.61	0.00	0.00	0.00	220.61
5126	5th Grade Field Trips-Curriculum Related	72.00	0.00	0.00	0.00	72.00
5165	Logo Sales	210.82	0.00	0.00	0.00	210.82
5170	Student Notebooks	0.00	0.00	0.00	0.00	0.00
	<b>E Totals:</b>	<b>6,805.91</b>	<b>0.00</b>	<b>0.00</b>	<b>0.00</b>	<b>6,805.91</b>
<b>Q</b>	<b>STUDENT FEE FUND</b>					
7000	KG Field Trips	0.00	0.00	0.00	0.00	0.00
7010	1st Grade Field Trips	0.00	0.00	0.00	0.00	0.00
7020	2nd Grade Field Trips	0.00	0.00	0.00	0.00	0.00
7030	3rd Grade Field Trips	0.00	0.00	0.00	0.00	0.00
7040	4th Grade Field Trips	0.00	0.00	0.00	0.00	0.00
7050	5th Grade Field Trips	0.00	0.00	0.00	0.00	0.00
7900	Field Trips-Other	0.00	0.00	0.00	0.00	0.00
	<b>Q Totals:</b>	<b>0.00</b>	<b>0.00</b>	<b>0.00</b>	<b>0.00</b>	<b>0.00</b>

# Current Cash Balance

Sorted by Site ID, Group ID, Activity ID.  
From 07/01/2021 to 07/31/2021.

Site ID	Site Name	Beginning Cash	Receipts	Disbursements	Adjustments	Cash Balance
Group ID	Group Name					
Activity ID	Activity Name					

Cody Activity Totals:		16,096.61	0.69	0.00	0.00	16,097.30
-----------------------	--	-----------	------	------	------	-----------

	Begin Balance	Transfers	Receipts	Disbursements	Adjustments	End Balance
Cody Checking:			0.69	0.00		
Cody Investment:						
Cody Bank Balances:	16,096.61		0.69	0.00	0.00	16,097.30

# Current Cash Balance

Sorted by Site ID, Group ID, Activity ID.  
From 07/01/2021 to 07/31/2021.

Site ID	Site Name		Beginning Cash	Receipts	Disbursements	Adjustments	Cash Balance	
Group ID	Group Name	Activity ID	Activity Name					
Cottonw	Cottonwood Elementary School							
<b>A</b>	<b>ACTIVITY GENERAL</b>							
	1010		General Admin	17,041.28	1.79	0.00	0.00	17,043.07
	1018		School Pay Fees	0.00	0.00	0.00	0.00	0.00
	1030		Staff Vending	66.76	0.00	0.00	0.00	66.76
	1105		Laptop Insurance	0.00	0.00	0.00	0.00	0.00
	1106		Laptop Loss/Damage	0.00	0.00	0.00	0.00	0.00
			<b>A Totals:</b>	<b>17,108.04</b>	<b>1.79</b>	<b>0.00</b>	<b>0.00</b>	<b>17,109.83</b>
<b>D</b>	<b>CLUBS AND ORGANIZATIONS</b>							
	4040		Art	11.76	0.00	0.00	0.00	11.76
	4580		Reading	0.00	0.00	0.00	0.00	0.00
	4610		SAFE/DARE/Drug Free	0.00	0.00	0.00	0.00	0.00
	4710		Student Council	2,623.62	0.00	0.00	0.00	2,623.62
	4750		Volunteer Club	17,800.18	0.00	0.00	0.00	17,800.18
			<b>D Totals:</b>	<b>20,435.56</b>	<b>0.00</b>	<b>0.00</b>	<b>0.00</b>	<b>20,435.56</b>
<b>E</b>	<b>ADMINISTRATIVE CUSTODIAL</b>							
	5040		Fundraising-General	0.00	0.00	0.00	0.00	0.00
	5060		Hospitality	0.00	0.00	0.00	0.00	0.00
	5070		Library	1,109.63	0.00	0.00	0.00	1,109.63
	5110		Other Student Activities	34.32	0.00	0.00	0.00	34.32
	5121		KG Field Trips-Curriculum Related	0.00	0.00	0.00	0.00	0.00
	5122		1st Grade Field Trips-Curriculum Related	0.00	0.00	0.00	0.00	0.00
	5123		2nd Grade Field Trips-Curriculum Related	0.00	0.00	0.00	0.00	0.00
	5124		3rd Grade Field Trips-Curriculum Related	497.96	0.00	0.00	0.00	497.96
	5125		4th Grade Field Trips-Curriculum Related	613.68	0.00	0.00	0.00	613.68
	5126		5th Grade Field Trips-Curriculum Related	0.00	0.00	0.00	0.00	0.00
	5142		Preschool	0.00	0.00	0.00	0.00	0.00
	5180		Teacher Fund/Grants	203.23	0.00	0.00	0.00	203.23
			<b>E Totals:</b>	<b>2,458.82</b>	<b>0.00</b>	<b>0.00</b>	<b>0.00</b>	<b>2,458.82</b>
<b>Q</b>	<b>STUDENT FEE FUND</b>							
	7900		Field Trips-Other	0.00	0.00	0.00	0.00	0.00
			<b>Q Totals:</b>	<b>0.00</b>	<b>0.00</b>	<b>0.00</b>	<b>0.00</b>	<b>0.00</b>
<b>S</b>	<b>ATHLETIC</b>							
	9055		Athletics - Projects	0.00	0.00	0.00	0.00	0.00
			<b>S Totals:</b>	<b>0.00</b>	<b>0.00</b>	<b>0.00</b>	<b>0.00</b>	<b>0.00</b>

# Current Cash Balance

Sorted by Site ID, Group ID, Activity ID.  
From 07/01/2021 to 07/31/2021.

Site ID	Site Name	Beginning Cash	Receipts	Disbursements	Adjustments	Cash Balance
Group ID	Group Name					
Activity ID	Activity Name					
Cottonwood Activity Totals:		40,002.42	1.79	0.00	0.00	40,004.21

	Begin Balance	Transfers	Receipts	Disbursements	Adjustments	End Balance
Cottonwood Checking:			1.79	0.00		
Cottonwood Investment:						
Cottonwood Bank Balances:	40,002.42		1.79	0.00	0.00	40,004.21



## Current Cash Balance

Sorted by Site ID, Group ID, Activity ID.  
From 07/01/2021 to 07/31/2021.

Site ID	Site Name	Beginning Cash	Receipts	Disbursements	Adjustments	Cash Balance	
Group ID	Group Name						
Activity ID	Activity Name						
Ezra	Ezra Elementary						
A	ACTIVITY GENERAL						
1010	General Admin	21,610.39	1.31	0.00	0.00	21,611.70	
1018	School Pay Fees	0.00	0.00	0.00	0.00	0.00	
1030	Staff Vending	0.00	0.00	0.00	0.00	0.00	
1105	Laptop Insurance	0.00	0.00	0.00	0.00	0.00	
1106	Laptop Loss/Damage	0.00	0.00	0.00	0.00	0.00	
A Totals:		21,610.39	1.31	0.00	0.00	21,611.70	
D	CLUBS AND ORGANIZATIONS						
4010	40 Assets	0.00	0.00	0.00	0.00	0.00	
4040	Art	0.00	0.00	0.00	0.00	0.00	
4090	Bowling Club	0.00	0.00	0.00	0.00	0.00	
4500	Music	1,025.67	0.00	0.00	0.00	1,025.67	
D Totals:		1,025.67	0.00	0.00	0.00	1,025.67	
E	ADMINISTRATIVE CUSTODIAL						
5040	Fundraising-General	0.00	0.00	0.00	0.00	0.00	
5060	Hospitality	0.00	0.00	0.00	0.00	0.00	
5070	Library	3,428.84	0.00	0.00	0.00	3,428.84	
5110	Other Student Activities	0.00	0.00	0.00	0.00	0.00	
5121	KG Field Trips-Curriculum Related	0.00	0.00	0.00	0.00	0.00	
5122	1st Grade Field Trips-Curriculum Related	0.00	0.00	0.00	0.00	0.00	
5123	2nd Grade Field Trips-Curriculum Related	558.00	0.00	0.00	0.00	558.00	
5124	3rd Grade Field Trips-Curriculum Related	509.06	0.00	0.00	0.00	509.06	
5125	4th Grade Field Trips-Curriculum Related	0.00	0.00	0.00	0.00	0.00	
5126	5th Grade Field Trips-Curriculum Related	2,611.56	0.00	0.00	0.00	2,611.56	
5165	Logo Sales	0.00	0.00	0.00	0.00	0.00	
5170	Student Notebooks	0.00	0.00	0.00	0.00	0.00	
E Totals:		7,107.46	0.00	0.00	0.00	7,107.46	
Q	STUDENT FEE FUND						
7090	ACP (SpEd) Trips	0.00	0.00	0.00	0.00	0.00	
7900	Field Trips-Other	0.00	0.00	0.00	0.00	0.00	
Q Totals:		0.00	0.00	0.00	0.00	0.00	
Ezra Activity Totals:		29,743.52	1.31	0.00	0.00	29,744.83	
		Begin Balance	Transfers	Receipts	Disbursements	Adjustments	End Balance
Ezra Checking:				1.31	0.00		
Ezra Investment:							
Ezra Bank Balances:		29,743.52		1.31	0.00	0.00	29,744.83

# Current Cash Balance

Sorted by Site ID, Group ID, Activity ID.  
From 07/01/2021 to 07/31/2021.

Site ID	Site Name	Beginning Cash	Receipts	Disbursements	Adjustments	Cash Balance
Group ID	Group Name					
Activity ID	Activity Name					
<b>HarveyO Harvey Oaks Elementary</b>						
<b>A</b>	<b>ACTIVITY GENERAL</b>					
1010	General Admin	37,970.30	1.70	0.00	0.00	37,972.00
1018	School Pay Fees	0.00	0.00	0.00	0.00	0.00
1030	Staff Vending	0.00	0.00	0.00	0.00	0.00
1105	Laptop Insurance	0.00	0.00	0.00	0.00	0.00
1106	Laptop Loss/Damage	0.00	0.00	0.00	0.00	0.00
1170	Wellness	287.73	0.00	0.00	0.00	287.73
<b>A Totals:</b>		38,258.03	1.70	0.00	0.00	38,259.73
<b>D</b>	<b>CLUBS AND ORGANIZATIONS</b>					
4040	Art	0.00	0.00	0.00	0.00	0.00
4140	Choir	0.00	0.00	0.00	0.00	0.00
4620	Safety Patrol	0.00	0.00	0.00	0.00	0.00
4710	Student Council	329.68	0.00	0.00	0.00	329.68
4728	Unified Club	500.00	0.00	0.00	0.00	500.00
<b>D Totals:</b>		829.68	0.00	0.00	0.00	829.68
<b>E</b>	<b>ADMINISTRATIVE CUSTODIAL</b>					
5040	Fundraising-General	0.00	0.00	0.00	0.00	0.00
5050	HAL	0.00	0.00	0.00	0.00	0.00
5070	Library	659.09	0.00	0.00	0.00	659.09
5110	Other Student Activities	0.00	0.00	0.00	0.00	0.00
5121	KG Field Trips-Curriculum Related	0.00	0.00	0.00	0.00	0.00
5122	1st Grade Field Trips-Curriculum Related	0.00	0.00	0.00	0.00	0.00
5123	2nd Grade Field Trips-Curriculum Related	0.00	0.00	0.00	0.00	0.00
5124	3rd Grade Field Trips-Curriculum Related	0.00	0.00	0.00	0.00	0.00
5125	4th Grade Field Trips-Curriculum Related	0.00	0.00	0.00	0.00	0.00
5126	5th Grade Field Trips-Curriculum Related	0.00	0.00	0.00	0.00	0.00
5142	Preschool	112.00	0.00	0.00	0.00	112.00
5180	Teacher Fund/Grants	0.00	0.00	0.00	0.00	0.00
<b>E Totals:</b>		771.09	0.00	0.00	0.00	771.09
<b>HarveyOaks Activity Totals:</b>		39,858.80	1.70	0.00	0.00	39,860.50
<hr/>						
	Begin Balance	Transfers	Receipts	Disbursements	Adjustments	End Balance
HarveyOaks Checking:			1.70	0.00		
HarveyOaks Investment:						
HarveyOaks Bank Balances:	39,858.80		1.70	0.00	0.00	39,860.50



## Current Cash Balance

Sorted by Site ID, Group ID, Activity ID.  
From 07/01/2021 to 07/31/2021.

Site ID	Site Name	Beginning Cash	Receipts	Disbursements	Adjustments	Cash Balance
Group ID	Group Name					
Activity ID	Activity Name					
Hitchco	Hitchcock Elementary					
A	ACTIVITY GENERAL					
1010	General Admin	19,224.66	1.33	0.00	0.00	19,225.99
1018	School Pay Fees	0.00	0.00	0.00	0.00	0.00
1030	Staff Vending	519.98	0.00	0.00	0.00	519.98
1105	Laptop Insurance	0.00	0.00	0.00	0.00	0.00
1106	Laptop Loss/Damage	0.00	0.00	0.00	0.00	0.00
A Totals:		19,744.64	1.33	0.00	0.00	19,745.97
D	CLUBS AND ORGANIZATIONS					
4040	Art	1,311.87	0.00	0.00	0.00	1,311.87
4540	Other Clubs	0.00	0.00	0.00	0.00	0.00
4580	Reading	863.45	0.00	0.00	0.00	863.45
4710	Student Council	368.32	0.00	0.00	0.00	368.32
D Totals:		2,543.64	0.00	0.00	0.00	2,543.64
E	ADMINISTRATIVE CUSTODIAL					
5040	Fundraising-General	1,265.79	0.00	0.00	0.00	1,265.79
5060	Hospitality	32.50	0.00	0.00	0.00	32.50
5070	Library	6,371.28	0.00	0.00	0.00	6,371.28
5110	Other Student Activities	0.00	0.00	0.00	0.00	0.00
5121	KG Field Trips-Curriculum Related	24.99	0.00	0.00	0.00	24.99
5122	1st Grade Field Trips-Curriculum Related	110.36	0.00	0.00	0.00	110.36
5123	2nd Grade Field Trips-Curriculum Related	125.82	0.00	0.00	0.00	125.82
5124	3rd Grade Field Trips-Curriculum Related	158.18	0.00	0.00	0.00	158.18
5125	4th Grade Field Trips-Curriculum Related	662.31	0.00	0.00	0.00	662.31
5126	5th Grade Field Trips-Curriculum Related	110.01	0.00	0.00	0.00	110.01
5165	Logo Sales	84.62	0.00	0.00	0.00	84.62
E Totals:		8,945.86	0.00	0.00	0.00	8,945.86
Q	STUDENT FEE FUND					
7090	ACP (SpEd) Trips	0.00	0.00	0.00	0.00	0.00
7140	Mini-Classes	0.00	0.00	0.00	0.00	0.00
7900	Field Trips-Other	0.00	0.00	0.00	0.00	0.00
Q Totals:		0.00	0.00	0.00	0.00	0.00
Hitchcock Activity Totals:		31,234.14	1.33	0.00	0.00	31,235.47
Begin Balance						
Transfers						
Receipts						
Disbursements						
Adjustments						
End Balance						
Hitchcock Checking:			1.33	0.00		
Hitchcock Investment:						
Hitchcock Bank Balances:		31,234.14	1.33	0.00	0.00	31,235.47

## Current Cash Balance

Sorted by Site ID, Group ID, Activity ID.  
From 07/01/2021 to 07/31/2021.

Site ID	Site Name	Beginning Cash	Receipts	Disbursements	Adjustments	Cash Balance	
Group ID	Group Name						
Activity ID	Activity Name						
HollingH	Holling Heights Elementary						
A	ACTIVITY GENERAL						
1010	General Admin	30,737.27	2.30	476.06	0.00	30,263.51	
1018	School Pay Fees	0.00	0.00	0.00	0.00	0.00	
1030	Staff Vending	251.92	0.00	0.00	0.00	251.92	
1040	Donations	1,296.37	0.00	0.00	0.00	1,296.37	
1049	Food Pantry	215.00	0.00	0.00	0.00	215.00	
1105	Laptop Insurance	60.00	0.00	0.00	0.00	60.00	
1106	Laptop Loss/Damage	565.00	0.00	0.00	0.00	565.00	
	<b>A Totals:</b>	<b>33,125.56</b>	<b>2.30</b>	<b>476.06</b>	<b>0.00</b>	<b>32,651.80</b>	
D	CLUBS AND ORGANIZATIONS						
4710	Student Council	838.95	0.00	0.00	0.00	838.95	
4728	Unified Club	0.00	0.00	0.00	0.00	0.00	
	<b>D Totals:</b>	<b>838.95</b>	<b>0.00</b>	<b>0.00</b>	<b>0.00</b>	<b>838.95</b>	
E	ADMINISTRATIVE CUSTODIAL						
5016	Family Events	-118.94	0.00	0.00	0.00	-118.94	
5040	Fundraising-General	7,033.50	0.00	0.00	0.00	7,033.50	
5070	Library	6,163.63	0.00	0.00	0.00	6,163.63	
5113	SBS Field Trips	0.00	0.00	0.00	0.00	0.00	
5121	KG Field Trips-Curriculum Related	-186.78	0.00	0.00	0.00	-186.78	
5122	1st Grade Field Trips-Curriculum Related	0.00	0.00	0.00	0.00	0.00	
5123	2nd Grade Field Trips-Curriculum Related	-189.36	0.00	0.00	0.00	-189.36	
5124	3rd Grade Field Trips-Curriculum Related	0.00	0.00	0.00	0.00	0.00	
5125	4th Grade Field Trips-Curriculum Related	0.00	0.00	0.00	0.00	0.00	
5126	5th Grade Field Trips-Curriculum Related	0.00	0.00	0.00	0.00	0.00	
5140	PayBac	6,786.78	0.00	0.00	0.00	6,786.78	
5180	Teacher Fund/Grants	0.00	0.00	0.00	0.00	0.00	
5182	Behavior Skills Grant	500.00	0.00	0.00	0.00	500.00	
	<b>E Totals:</b>	<b>19,988.83</b>	<b>0.00</b>	<b>0.00</b>	<b>0.00</b>	<b>19,988.83</b>	
Q	STUDENT FEE FUND						
7900	Field Trips-Other	0.00	0.00	0.00	0.00	0.00	
	<b>Q Totals:</b>	<b>0.00</b>	<b>0.00</b>	<b>0.00</b>	<b>0.00</b>	<b>0.00</b>	
	<b>HollingHts Activity Totals:</b>	<b>53,953.34</b>	<b>2.30</b>	<b>476.06</b>	<b>0.00</b>	<b>53,479.58</b>	
		<b>Begin Balance</b>	<b>Transfers</b>	<b>Receipts</b>	<b>Disbursements</b>	<b>Adjustments</b>	<b>End Balance</b>
	HollingHts Checking:			2.30	476.06		
	HollingHts Investment:						
	<b>HollingHts Bank Balances:</b>	<b>53,953.34</b>		<b>2.30</b>	<b>476.06</b>	<b>0.00</b>	<b>53,479.58</b>

## Current Cash Balance

Sorted by Site ID, Group ID, Activity ID.  
From 07/01/2021 to 07/31/2021.

Site ID	Site Name	Beginning Cash	Receipts	Disbursements	Adjustments	Cash Balance
Group ID	Group Name					
Activity ID	Activity Name					
<b>Montclair Elementary</b>						
<b>A</b>	<b>ACTIVITY GENERAL</b>					
1010	General Admin	10,313.63	1.56	844.90	0.00	9,470.29
1018	School Pay Fees	0.00	0.00	0.00	0.00	0.00
1030	Staff Vending	478.50	0.00	59.97	0.00	418.53
1105	Laptop Insurance	15.00	0.00	0.00	0.00	15.00
1106	Laptop Loss/Damage	14.00	0.00	0.00	0.00	14.00
<b>A Totals:</b>		<b>10,821.13</b>	<b>1.56</b>	<b>904.87</b>	<b>0.00</b>	<b>9,917.82</b>
<b>D</b>	<b>CLUBS AND ORGANIZATIONS</b>					
4040	Art	1,998.98	0.00	0.00	0.00	1,998.98
4500	Music	700.00	0.00	0.00	0.00	700.00
4570	Play Production	5,740.91	0.00	0.00	0.00	5,740.91
4610	SAFE/DARE/Drug Free	1.84	0.00	0.00	0.00	1.84
4645	Show Choir	509.66	0.00	0.00	0.00	509.66
4710	Student Council	1,668.20	0.00	0.00	0.00	1,668.20
<b>D Totals:</b>		<b>10,619.59</b>	<b>0.00</b>	<b>0.00</b>	<b>0.00</b>	<b>10,619.59</b>
<b>E</b>	<b>ADMINISTRATIVE CUSTODIAL</b>					
5012	Creative Cafe	233.83	0.00	0.00	0.00	233.83
5040	Fundraising-General	250.00	0.00	0.00	0.00	250.00
5060	Hospitality	4.82	0.00	0.00	0.00	4.82
5070	Library	8,292.80	0.00	0.00	0.00	8,292.80
5110	Other Student Activities	101.00	0.00	0.00	0.00	101.00
5116	Montessori KG	93.00	0.00	0.00	0.00	93.00
5117	Montessori 1-3	1,170.46	0.00	0.00	0.00	1,170.46
5118	Montessori 4-5	713.53	0.00	0.00	0.00	713.53
5120	P.E.	932.89	0.00	0.00	0.00	932.89
5121	KG Field Trips-Curriculum Related	0.00	0.00	0.00	0.00	0.00
5122	1st Grade Field Trips-Curriculum Related	279.53	0.00	0.00	0.00	279.53
5123	2nd Grade Field Trips-Curriculum Related	0.00	0.00	0.00	0.00	0.00
5124	3rd Grade Field Trips-Curriculum Related	2.00	0.00	0.00	0.00	2.00
5125	4th Grade Field Trips-Curriculum Related	0.00	0.00	0.00	0.00	0.00
5126	5th Grade Field Trips-Curriculum Related	39.76	0.00	0.00	0.00	39.76
<b>E Totals:</b>		<b>12,113.62</b>	<b>0.00</b>	<b>0.00</b>	<b>0.00</b>	<b>12,113.62</b>
<b>Q</b>	<b>STUDENT FEE FUND</b>					
7020	2nd Grade Field Trips	0.00	0.00	0.00	0.00	0.00
7030	3rd Grade Field Trips	0.00	0.00	0.00	0.00	0.00
7040	4th Grade Field Trips	0.00	0.00	0.00	0.00	0.00
7050	5th Grade Field Trips	0.00	0.00	0.00	0.00	0.00
7110	Montessori PreK	94.50	0.00	0.00	0.00	94.50
7140	Mini-Classes	1,921.24	0.00	0.00	0.00	1,921.24
7900	Field Trips-Other	0.00	0.00	0.00	0.00	0.00
<b>Q Totals:</b>		<b>2,015.74</b>	<b>0.00</b>	<b>0.00</b>	<b>0.00</b>	<b>2,015.74</b>

# Current Cash Balance

Sorted by Site ID, Group ID, Activity ID.  
From 07/01/2021 to 07/31/2021.

Site ID	Site Name		Beginning Cash	Receipts	Disbursements	Adjustments	Cash Balance
Group ID	Group Name						
Activity ID	Activity Name						
Montclair Activity Totals:			35,570.08	1.56	904.87	0.00	34,666.77

	Begin Balance	Transfers	Receipts	Disbursements	Adjustments	End Balance
Montclair Checking:			1.56	904.87		
Montclair Investment:						
Montclair Bank Balances:	35,570.08		1.56	904.87	0.00	34,666.77

## Current Cash Balance

Sorted by Site ID, Group ID, Activity ID.  
From 07/01/2021 to 07/31/2021.

Site ID	Site Name	Beginning Cash	Receipts	Disbursements	Adjustments	Cash Balance
Group ID	Group Name					
Activity ID	Activity Name					
Morton	Morton Elementary					
A	ACTIVITY GENERAL					
1010	General Admin	62.27	0.53	0.00	0.00	62.80
1018	School Pay Fees	0.00	0.00	0.00	0.00	0.00
1030	Staff Vending	0.00	0.00	0.00	0.00	0.00
1105	Laptop Insurance	0.00	0.00	0.00	0.00	0.00
1106	Laptop Loss/Damage	0.00	0.00	0.00	0.00	0.00
A Totals:		62.27	0.53	0.00	0.00	62.80
D	CLUBS AND ORGANIZATIONS					
4230	Environmental Club	127.16	0.00	0.00	0.00	127.16
4580	Reading	82.96	0.00	0.00	0.00	82.96
4610	SAFE/DARE/Drug Free	0.00	0.00	0.00	0.00	0.00
4620	Safety Patrol	0.00	0.00	0.00	0.00	0.00
4710	Student Council	1,463.49	0.00	0.00	0.00	1,463.49
4726	Unified Sports	500.00	0.00	0.00	0.00	500.00
D Totals:		2,173.61	0.00	0.00	0.00	2,173.61
E	ADMINISTRATIVE CUSTODIAL					
5015	Circle of Friends	37.59	0.00	0.00	0.00	37.59
5040	Fundraising-General	0.00	0.00	0.00	0.00	0.00
5060	Hospitality	48.39	0.01	0.00	0.00	48.40
5070	Library	9,081.24	0.00	0.00	0.00	9,081.24
5110	Other Student Activities	0.00	0.00	0.00	0.00	0.00
5121	KG Field Trips-Curriculum Related	0.00	0.00	0.00	0.00	0.00
5122	1st Grade Field Trips-Curriculum Related	165.12	0.00	0.00	0.00	165.12
5123	2nd Grade Field Trips-Curriculum Related	0.00	0.00	0.00	0.00	0.00
5124	3rd Grade Field Trips-Curriculum Related	207.16	0.00	0.00	0.00	207.16
5125	4th Grade Field Trips-Curriculum Related	19.81	0.00	0.00	0.00	19.81
5126	5th Grade Field Trips-Curriculum Related	0.00	0.00	0.00	0.00	0.00
5140	PayBac	199.63	0.00	0.00	0.00	199.63
E Totals:		9,758.94	0.01	0.00	0.00	9,758.95
Q	STUDENT FEE FUND					
7900	Field Trips-Other	0.00	0.00	0.00	0.00	0.00
Q Totals:		0.00	0.00	0.00	0.00	0.00
Morton Activity Totals:		11,994.82	0.54	0.00	0.00	11,995.36

	Begin Balance	Transfers	Receipts	Disbursements	Adjustments	End Balance
Morton Checking:			0.54	0.00		
Morton Investment:						
Morton Bank Balances:	11,994.82		0.54	0.00	0.00	11,995.36

## Current Cash Balance

Sorted by Site ID, Group ID, Activity ID.  
From 07/01/2021 to 07/31/2021.

Site ID	Site Name	Beginning Cash	Receipts	Disbursements	Adjustments	Cash Balance
Group ID	Group Name					
Activity ID	Activity Name					
<b>Neihardt Neihardt Elementary School</b>						
<b>A</b>	<b>ACTIVITY GENERAL</b>					
1010	General Admin	11,819.54	1.24	48.00	0.00	11,772.78
1018	School Pay Fees	0.00	0.00	0.00	0.00	0.00
1030	Staff Vending	101.00	0.00	0.00	0.00	101.00
1105	Laptop Insurance	0.00	0.00	0.00	0.00	0.00
1106	Laptop Loss/Damage	14.00	0.00	0.00	0.00	14.00
<b>A Totals:</b>		<b>11,934.54</b>	<b>1.24</b>	<b>48.00</b>	<b>0.00</b>	<b>11,887.78</b>
<b>D</b>	<b>CLUBS AND ORGANIZATIONS</b>					
4140	Choir	662.20	0.00	0.00	0.00	662.20
4620	Safety Patrol	0.00	0.00	0.00	0.00	0.00
4710	Student Council	842.15	0.00	0.00	0.00	842.15
4770	Yearbook	2,842.57	0.00	0.00	0.00	2,842.57
<b>D Totals:</b>		<b>4,346.92</b>	<b>0.00</b>	<b>0.00</b>	<b>0.00</b>	<b>4,346.92</b>
<b>E</b>	<b>ADMINISTRATIVE CUSTODIAL</b>					
5015	Circle of Friends	0.00	0.00	0.00	0.00	0.00
5035	Fuel Up to Play 60	360.68	0.00	0.00	0.00	360.68
5040	Fundraising-General	7,195.76	0.00	0.00	0.00	7,195.76
5070	Library	3,076.07	0.00	0.00	0.00	3,076.07
5110	Other Student Activities	0.00	0.00	0.00	0.00	0.00
5121	KG Field Trips-Curriculum Related	0.00	0.00	0.00	0.00	0.00
5122	1st Grade Field Trips-Curriculum Related	-350.94	0.00	0.00	0.00	-350.94
5123	2nd Grade Field Trips-Curriculum Related	210.57	0.00	0.00	0.00	210.57
5124	3rd Grade Field Trips-Curriculum Related	348.55	0.00	0.00	0.00	348.55
5125	4th Grade Field Trips-Curriculum Related	-422.53	0.00	0.00	0.00	-422.53
5126	5th Grade Field Trips-Curriculum Related	-225.09	0.00	0.00	0.00	-225.09
5140	PayBac	2,749.35	0.00	0.00	0.00	2,749.35
<b>E Totals:</b>		<b>12,942.42</b>	<b>0.00</b>	<b>0.00</b>	<b>0.00</b>	<b>12,942.42</b>
<b>Q</b>	<b>STUDENT FEE FUND</b>					
7900	Field Trips-Other	0.00	0.00	0.00	0.00	0.00
<b>Q Totals:</b>		<b>0.00</b>	<b>0.00</b>	<b>0.00</b>	<b>0.00</b>	<b>0.00</b>
<b>Neihardt Activity Totals:</b>		<b>29,223.88</b>	<b>1.24</b>	<b>48.00</b>	<b>0.00</b>	<b>29,177.12</b>

	Begin Balance	Transfers	Receipts	Disbursements	Adjustments	End Balance
Neihardt Checking:			1.24	48.00		
Neihardt Investment:						
<b>Neihardt Bank Balances:</b>	<b>29,223.88</b>		<b>1.24</b>	<b>48.00</b>	<b>0.00</b>	<b>29,177.12</b>

# Current Cash Balance

Sorted by Site ID, Group ID, Activity ID.  
From 07/01/2021 to 07/31/2021.

Site ID	Site Name					
Group ID	Group Name					
Activity ID	Activity Name	Beginning Cash	Receipts	Disbursements	Adjustments	Cash Balance
<b>Norris</b>	<b>Norris Elementary School</b>					
<b>A</b>	<b>ACTIVITY GENERAL</b>					
1010	General Admin	551.10	1.18	0.00	0.00	552.28
1018	School Pay Fees	0.00	0.00	0.00	0.00	0.00
1030	Staff Vending	303.33	0.00	0.00	0.00	303.33
1043	Playground	14,406.86	0.00	0.00	0.00	14,406.86
1045	Gym Teachers Activity Account	568.92	0.00	0.00	0.00	568.92
1050	Projects/Support	0.00	0.00	0.00	0.00	0.00
1055	After School Tutoring Programs	0.00	0.00	0.00	0.00	0.00
1105	Laptop Insurance	0.00	0.00	0.00	0.00	0.00
1106	Laptop Loss/Damage	0.00	0.00	0.00	0.00	0.00
<b>A Totals:</b>		<b>15,830.21</b>	<b>1.18</b>	<b>0.00</b>	<b>0.00</b>	<b>15,831.39</b>
<b>D</b>	<b>CLUBS AND ORGANIZATIONS</b>					
4010	40 Assets	110.65	0.00	0.00	0.00	110.65
4040	Art	702.65	0.00	0.00	0.00	702.65
4500	Music	181.26	0.00	0.00	0.00	181.26
4580	Reading	96.19	0.00	0.00	0.00	96.19
4620	Safety Patrol	0.00	0.00	0.00	0.00	0.00
4710	Student Council	653.05	0.00	0.00	0.00	653.05
4770	Yearbook	3,050.00	0.00	0.00	0.00	3,050.00
<b>D Totals:</b>		<b>4,793.80</b>	<b>0.00</b>	<b>0.00</b>	<b>0.00</b>	<b>4,793.80</b>
<b>E</b>	<b>ADMINISTRATIVE CUSTODIAL</b>					
5060	Hospitality	711.72	0.00	0.00	0.00	711.72
5080	Media	791.20	0.00	0.00	0.00	791.20
5090	Montessori	499.10	0.00	0.00	0.00	499.10
5116	Montessori KG	0.00	0.00	0.00	0.00	0.00
5117	Montessori 1-3	0.00	0.00	0.00	0.00	0.00
5118	Montessori 4-5	0.00	0.00	0.00	0.00	0.00
5121	KG Field Trips-Curriculum Related	0.00	0.00	0.00	0.00	0.00
5122	1st Grade Field Trips-Curriculum Related	0.00	0.00	0.00	0.00	0.00
5123	2nd Grade Field Trips-Curriculum Related	0.00	0.00	0.00	0.00	0.00
5124	3rd Grade Field Trips-Curriculum Related	0.00	0.00	0.00	0.00	0.00
5125	4th Grade Field Trips-Curriculum Related	0.00	0.00	0.00	0.00	0.00
5126	5th Grade Field Trips-Curriculum Related	0.00	0.00	0.00	0.00	0.00
5141	Field Trips-paybac	4,404.74	0.00	0.00	0.00	4,404.74
5180	Teacher Fund/Grants	0.00	0.00	0.00	0.00	0.00
<b>E Totals:</b>		<b>6,406.76</b>	<b>0.00</b>	<b>0.00</b>	<b>0.00</b>	<b>6,406.76</b>

## Current Cash Balance

Sorted by Site ID, Group ID, Activity ID.  
From 07/01/2021 to 07/31/2021.

Site ID	Site Name	Beginning Cash	Receipts	Disbursements	Adjustments	Cash Balance
Group ID	Group Name					
Activity ID	Activity Name					
Q	STUDENT FEE FUND					
7020	2nd Grade Field Trips	0.00	0.00	0.00	0.00	0.00
7090	ACP (SpEd) Trips	0.00	0.00	0.00	0.00	0.00
7110	Montessori PreK	262.22	0.00	0.00	0.00	262.22
7120	Montessori 1-3	0.00	0.00	0.00	0.00	0.00
7130	Montessori 4th & 5th	0.00	0.00	0.00	0.00	0.00
7150	Jumpstart	0.00	0.00	0.00	0.00	0.00
7900	Field Trips-Other	0.00	0.00	0.00	0.00	0.00
Q Totals:		262.22	0.00	0.00	0.00	262.22
Norris Activity Totals:		27,292.99	1.18	0.00	0.00	27,294.17

	Begin Balance	Transfers	Receipts	Disbursements	Adjustments	End Balance
Norris Checking:			1.18	0.00		
Norris Investment:						
Norris Bank Balances:	27,292.99		1.18	0.00	0.00	27,294.17



## Current Cash Balance

Sorted by Site ID, Group ID, Activity ID.  
From 07/01/2021 to 07/31/2021.

Site ID	Site Name	Beginning Cash	Receipts	Disbursements	Adjustments	Cash Balance	
Group ID	Group Name						
Activity ID	Activity Name						
Reagan	Reagan Elementary						
A	ACTIVITY GENERAL						
1010	General Admin	20,884.41	4.57	175.20	0.00	20,713.78	
1018	School Pay Fees	0.00	0.00	0.00	0.00	0.00	
1020	Volunteers-General	77,586.03	0.00	0.00	0.00	77,586.03	
1022	Volunteers - Hospitality	0.00	0.00	0.00	0.00	0.00	
1030	Staff Vending	551.28	0.00	0.00	0.00	551.28	
1045	Gym Teachers Activity Account	0.00	0.00	0.00	0.00	0.00	
1105	Laptop Insurance	0.00	0.00	0.00	0.00	0.00	
1106	Laptop Loss/Damage	0.00	0.00	0.00	0.00	0.00	
A Totals:		99,021.72	4.57	175.20	0.00	98,851.09	
D	CLUBS AND ORGANIZATIONS						
4540	Other Clubs	671.23	0.00	0.00	0.00	671.23	
4710	Student Council	1,988.49	0.00	0.00	0.00	1,988.49	
D Totals:		2,659.72	0.00	0.00	0.00	2,659.72	
E	ADMINISTRATIVE CUSTODIAL						
5040	Fundraising-General	0.00	0.00	0.00	0.00	0.00	
5060	Hospitality	0.00	0.00	0.00	0.00	0.00	
5070	Library	5,935.91	0.00	0.00	0.00	5,935.91	
5110	Other Student Activities	0.00	0.00	0.00	0.00	0.00	
5115	Field Trips-Curriculum Related	-1,837.27	0.00	0.00	0.00	-1,837.27	
5121	KG Field Trips-Curriculum Related	0.00	0.00	0.00	0.00	0.00	
5122	1st Grade Field Trips-Curriculum Related	0.00	0.00	0.00	0.00	0.00	
5123	2nd Grade Field Trips-Curriculum Related	0.00	0.00	0.00	0.00	0.00	
5124	3rd Grade Field Trips-Curriculum Related	0.00	0.00	0.00	0.00	0.00	
5125	4th Grade Field Trips-Curriculum Related	0.00	0.00	0.00	0.00	0.00	
5126	5th Grade Field Trips-Curriculum Related	0.00	0.00	0.00	0.00	0.00	
5140	PayBac	0.00	0.00	0.00	0.00	0.00	
E Totals:		4,098.64	0.00	0.00	0.00	4,098.64	
Q	STUDENT FEE FUND						
7900	Field Trips-Other	0.00	0.00	0.00	0.00	0.00	
Q Totals:		0.00	0.00	0.00	0.00	0.00	
Reagan Activity Totals:		105,780.08	4.57	175.20	0.00	105,609.45	
		Begin Balance	Transfers	Receipts	Disbursements	Adjustments	End Balance
Reagan Checking:				4.57	175.20		
Reagan Investment:							
Reagan Bank Balances:		105,780.08		4.57	175.20	0.00	105,609.45

# Current Cash Balance

Sorted by Site ID, Group ID, Activity ID.  
From 07/01/2021 to 07/31/2021.

Site ID	Site Name						
Group ID	Group Name						
Activity ID	Activity Name	Beginning Cash	Receipts	Disbursements	Adjustments	Cash Balance	
<b>Reeder</b>	<b>Reeder Elementary</b>						
<b>A</b>	<b>ACTIVITY GENERAL</b>						
1010	General Admin	17,342.35	1.37	0.00	0.00	17,343.72	
1018	School Pay Fees	0.00	0.00	0.00	0.00	0.00	
1030	Staff Vending	109.07	0.00	0.00	0.00	109.07	
1105	Laptop Insurance	0.00	0.00	0.00	0.00	0.00	
1106	Laptop Loss/Damage	14.00	0.00	0.00	0.00	14.00	
<b>A Totals:</b>		17,465.42	1.37	0.00	0.00	17,466.79	
<b>D</b>	<b>CLUBS AND ORGANIZATIONS</b>						
4500	Music	1,337.10	0.00	0.00	0.00	1,337.10	
4580	Reading	0.00	0.00	0.00	0.00	0.00	
4710	Student Council	318.38	0.00	0.00	0.00	318.38	
<b>D Totals:</b>		1,655.48	0.00	0.00	0.00	1,655.48	
<b>E</b>	<b>ADMINISTRATIVE CUSTODIAL</b>						
5040	Fundraising-General	56.91	0.00	0.00	0.00	56.91	
5060	Hospitality	0.00	0.00	0.00	0.00	0.00	
5070	Library	5,995.35	0.00	0.00	0.00	5,995.35	
5110	Other Student Activities	0.00	0.00	0.00	0.00	0.00	
5120	P.E.	1,364.38	0.00	0.00	0.00	1,364.38	
5121	KG Field Trips-Curriculum Related	254.52	0.00	0.00	0.00	254.52	
5122	1st Grade Field Trips-Curriculum Related	631.26	0.00	0.00	0.00	631.26	
5123	2nd Grade Field Trips-Curriculum Related	70.91	0.00	0.00	0.00	70.91	
5124	3rd Grade Field Trips-Curriculum Related	902.22	0.00	0.00	0.00	902.22	
5125	4th Grade Field Trips-Curriculum Related	206.04	0.00	0.00	0.00	206.04	
5126	5th Grade Field Trips-Curriculum Related	-1,950.18	0.00	0.00	0.00	-1,950.18	
5140	PayBac	5,593.68	0.00	0.00	0.00	5,593.68	
5180	Teacher Fund/Grants	0.00	0.00	0.00	0.00	0.00	
<b>E Totals:</b>		13,125.09	0.00	0.00	0.00	13,125.09	
<b>Q</b>	<b>STUDENT FEE FUND</b>						
7090	ACP (SpEd) Trips	0.00	0.00	0.00	0.00	0.00	
7900	Field Trips-Other	0.00	0.00	0.00	0.00	0.00	
<b>Q Totals:</b>		0.00	0.00	0.00	0.00	0.00	
<b>Reeder Activity Totals:</b>		32,245.99	1.37	0.00	0.00	32,247.36	
		Begin Balance	Transfers	Receipts	Disbursements	Adjustments	End Balance
Reeder Checking:				1.37	0.00		
Reeder Investment:							
<b>Reeder Bank Balances:</b>		32,245.99		1.37	0.00	0.00	32,247.36

# Current Cash Balance

Sorted by Site ID, Group ID, Activity ID.  
From 07/01/2021 to 07/31/2021.

Site ID	Site Name						
Group ID	Group Name						
Activity ID	Activity Name	Beginning Cash	Receipts	Disbursements	Adjustments	Cash Balance	
<b>Rockwel</b>	<b>Rockwel Elementary</b>						
<b>A</b>	<b>ACTIVITY GENERAL</b>						
1010	General Admin	6,876.68	1.48	0.00	0.00	6,878.16	
1018	School Pay Fees	0.00	0.00	0.00	0.00	0.00	
1030	Staff Vending	468.27	0.00	0.00	0.00	468.27	
1040	Donations	5,848.57	0.00	0.00	0.00	5,848.57	
1048	Parent Involvement Activities	895.80	0.00	0.00	0.00	895.80	
1105	Laptop Insurance	0.00	0.00	0.00	0.00	0.00	
1106	Laptop Loss/Damage	0.00	0.00	0.00	0.00	0.00	
	<b>A Totals:</b>	<b>14,089.32</b>	<b>1.48</b>	<b>0.00</b>	<b>0.00</b>	<b>14,090.80</b>	
<b>D</b>	<b>CLUBS AND ORGANIZATIONS</b>						
4230	Environmental Club	0.00	0.00	0.00	0.00	0.00	
4540	Other Clubs	7.34	0.00	0.00	0.00	7.34	
4610	SAFE/DARE/Drug Free	0.00	0.00	0.00	0.00	0.00	
4710	Student Council	1,946.23	0.00	0.00	0.00	1,946.23	
4728	Unified Club	879.81	0.00	0.00	0.00	879.81	
4770	Yearbook	528.00	0.00	0.00	0.00	528.00	
	<b>D Totals:</b>	<b>3,361.38</b>	<b>0.00</b>	<b>0.00</b>	<b>0.00</b>	<b>3,361.38</b>	
<b>E</b>	<b>ADMINISTRATIVE CUSTODIAL</b>						
5040	Fundraising-General	4,215.34	0.00	0.00	0.00	4,215.34	
5070	Library	7,481.28	0.00	0.00	0.00	7,481.28	
5110	Other Student Activities	771.69	0.00	0.00	0.00	771.69	
5121	KG Field Trips-Curriculum Related	192.77	0.00	0.00	0.00	192.77	
5122	1st Grade Field Trips-Curriculum Related	24.00	0.00	0.00	0.00	24.00	
5123	2nd Grade Field Trips-Curriculum Related	88.75	0.00	0.00	0.00	88.75	
5124	3rd Grade Field Trips-Curriculum Related	0.00	0.00	0.00	0.00	0.00	
5125	4th Grade Field Trips-Curriculum Related	48.50	0.00	0.00	0.00	48.50	
5126	5th Grade Field Trips-Curriculum Related	0.00	0.00	0.00	0.00	0.00	
5140	PayBac	3,545.28	0.00	0.00	0.00	3,545.28	
	<b>E Totals:</b>	<b>16,367.61</b>	<b>0.00</b>	<b>0.00</b>	<b>0.00</b>	<b>16,367.61</b>	
<b>Q</b>	<b>STUDENT FEE FUND</b>						
7020	2nd Grade Field Trips	36.50	0.00	0.00	0.00	36.50	
7030	3rd Grade Field Trips	3.00	0.00	0.00	0.00	3.00	
7040	4th Grade Field Trips	6.50	0.00	0.00	0.00	6.50	
7050	5th Grade Field Trips	95.55	0.00	0.00	0.00	95.55	
7900	Field Trips-Other	176.22	0.00	0.00	0.00	176.22	
	<b>Q Totals:</b>	<b>317.77</b>	<b>0.00</b>	<b>0.00</b>	<b>0.00</b>	<b>317.77</b>	

# Current Cash Balance

Sorted by Site ID, Group ID, Activity ID.  
From 07/01/2021 to 07/31/2021.

Site ID	Site Name		Beginning Cash	Receipts	Disbursements	Adjustments	Cash Balance
Group ID	Group Name	Activity ID    Activity Name					
Rockwell Activity Totals:			34,136.08	1.48	0.00	0.00	34,137.56

	Begin Balance	Transfers	Receipts	Disbursements	Adjustments	End Balance
Rockwell Checking:			1.48	0.00		
Rockwell Investment:						
Rockwell Bank Balances:	34,136.08		1.48	0.00	0.00	34,137.56

## Current Cash Balance

Sorted by Site ID, Group ID, Activity ID.  
From 07/01/2021 to 07/31/2021.

Site ID	Site Name		Beginning Cash	Receipts	Disbursements	Adjustments	Cash Balance
Group ID	Group Name	Activity ID Activity Name					
Rohwer	Rohwer Elementary						
A	ACTIVITY GENERAL						
	1010	General Admin	12,648.59	0.00	0.00	0.00	12,648.59
	1018	School Pay Fees	0.00	0.00	0.00	0.00	0.00
	1030	Staff Vending	265.80	0.00	0.00	0.00	265.80
	1040	Donations	16.75	0.00	0.00	0.00	16.75
	1105	Laptop Insurance	0.00	0.00	0.00	0.00	0.00
	1106	Laptop Loss/Damage	0.00	0.00	0.00	0.00	0.00
		<b>A Totals:</b>	<b>12,931.14</b>	<b>0.00</b>	<b>0.00</b>	<b>0.00</b>	<b>12,931.14</b>
D	CLUBS AND ORGANIZATIONS						
	4070	Birthday Book Club	5,289.23	0.00	0.00	0.00	5,289.23
	4140	Choir	0.00	0.00	0.00	0.00	0.00
	4620	Safety Patrol	25.00	0.00	0.00	0.00	25.00
	4710	Student Council	66.77	0.00	0.00	0.00	66.77
		<b>D Totals:</b>	<b>5,381.00</b>	<b>0.00</b>	<b>0.00</b>	<b>0.00</b>	<b>5,381.00</b>
E	ADMINISTRATIVE CUSTODIAL						
	5040	Fundraising-General	0.00	0.00	0.00	0.00	0.00
	5060	Hospitality	2,641.08	0.00	0.00	0.00	2,641.08
	5080	Media	1,364.91	0.00	0.00	0.00	1,364.91
	5100	Other Adm Custodial	6,144.19	0.00	0.00	0.00	6,144.19
	5110	Other Student Activities	1,706.51	0.00	0.00	0.00	1,706.51
	5121	KG Field Trips-Curriculum Related	487.07	0.00	0.00	0.00	487.07
	5122	1st Grade Field Trips-Curriculum Related	353.23	0.00	0.00	0.00	353.23
	5123	2nd Grade Field Trips-Curriculum Related	25.96	0.00	0.00	0.00	25.96
	5124	3rd Grade Field Trips-Curriculum Related	-33.45	0.00	0.00	0.00	-33.45
	5125	4th Grade Field Trips-Curriculum Related	40.96	0.00	0.00	0.00	40.96
	5126	5th Grade Field Trips-Curriculum Related	8.01	0.00	0.00	0.00	8.01
	5140	PayBac	5,966.26	0.00	0.00	0.00	5,966.26
	5180	Teacher Fund/Grants	1,965.67	0.00	0.00	0.00	1,965.67
		<b>E Totals:</b>	<b>20,670.40</b>	<b>0.00</b>	<b>0.00</b>	<b>0.00</b>	<b>20,670.40</b>
Q	STUDENT FEE FUND						
	7900	Field Trips-Other	0.00	0.00	0.00	0.00	0.00
		<b>Q Totals:</b>	<b>0.00</b>	<b>0.00</b>	<b>0.00</b>	<b>0.00</b>	<b>0.00</b>
		<b>Rohwer Activity Totals:</b>	<b>38,982.54</b>	<b>0.00</b>	<b>0.00</b>	<b>0.00</b>	<b>38,982.54</b>

	Begin Balance	Transfers	Receipts	Disbursements	Adjustments	End Balance
Rohwer Checking:			0.00	0.00		
Rohwer Investment:						
<b>Rohwer Bank Balances:</b>	<b>38,982.54</b>		<b>0.00</b>	<b>0.00</b>	<b>0.00</b>	<b>38,982.54</b>

## Current Cash Balance

Sorted by Site ID, Group ID, Activity ID.  
From 07/01/2021 to 07/31/2021.

Site ID	Site Name		Beginning Cash	Receipts	Disbursements	Adjustments	Cash Balance
Group ID	Group Name	Activity ID Activity Name					
<b>Sandoz</b>	<b>Sandoz Elementary</b>						
<b>A</b>	<b>ACTIVITY GENERAL</b>						
	1010	General Admin	21,103.88	0.93	0.00	0.00	21,104.81
	1018	School Pay Fees	0.00	0.00	0.00	0.00	0.00
	1030	Staff Vending	611.00	0.00	0.00	0.00	611.00
	1105	Laptop Insurance	15.00	0.00	0.00	0.00	15.00
	1106	Laptop Loss/Damage	28.00	0.00	0.00	0.00	28.00
		<b>A Totals:</b>	<b>21,757.88</b>	<b>0.93</b>	<b>0.00</b>	<b>0.00</b>	<b>21,758.81</b>
<b>D</b>	<b>CLUBS AND ORGANIZATIONS</b>						
	4040	Art	0.00	0.00	0.00	0.00	0.00
	4710	Student Council	0.97	0.00	0.00	0.00	0.97
		<b>D Totals:</b>	<b>0.97</b>	<b>0.00</b>	<b>0.00</b>	<b>0.00</b>	<b>0.97</b>
<b>E</b>	<b>ADMINISTRATIVE CUSTODIAL</b>						
	5040	Fundraising-General	0.00	0.00	0.00	0.00	0.00
	5070	Library	223.16	0.00	0.00	0.00	223.16
	5110	Other Student Activities	0.00	0.00	0.00	0.00	0.00
	5115	Field Trips-Curriculum Related	-392.84	0.00	220.50	0.00	-613.34
	5121	KG Field Trips-Curriculum Related	0.00	0.00	0.00	0.00	0.00
	5122	1st Grade Field Trips-Curriculum Related	0.00	0.00	0.00	0.00	0.00
	5123	2nd Grade Field Trips-Curriculum Related	0.00	0.00	0.00	0.00	0.00
	5124	3rd Grade Field Trips-Curriculum Related	0.00	0.00	0.00	0.00	0.00
	5125	4th Grade Field Trips-Curriculum Related	0.00	0.00	0.00	0.00	0.00
	5126	5th Grade Field Trips-Curriculum Related	0.00	0.00	0.00	0.00	0.00
		<b>E Totals:</b>	<b>-169.68</b>	<b>0.00</b>	<b>220.50</b>	<b>0.00</b>	<b>-390.18</b>
<b>Q</b>	<b>STUDENT FEE FUND</b>						
	7000	KG Field Trips	0.00	0.00	0.00	0.00	0.00
	7010	1st Grade Field Trips	0.00	0.00	0.00	0.00	0.00
	7020	2nd Grade Field Trips	0.00	0.00	0.00	0.00	0.00
	7030	3rd Grade Field Trips	0.00	0.00	0.00	0.00	0.00
	7040	4th Grade Field Trips	0.00	0.00	0.00	0.00	0.00
	7050	5th Grade Field Trips	0.00	0.00	0.00	0.00	0.00
	7090	ACP (SpEd) Trips	0.00	0.00	0.00	0.00	0.00
	7900	Field Trips-Other	0.00	0.00	0.00	0.00	0.00
		<b>Q Totals:</b>	<b>0.00</b>	<b>0.00</b>	<b>0.00</b>	<b>0.00</b>	<b>0.00</b>
		<b>Sandoz Activity Totals:</b>	<b>21,589.17</b>	<b>0.93</b>	<b>220.50</b>	<b>0.00</b>	<b>21,369.60</b>

	Begin Balance	Transfers	Receipts	Disbursements	Adjustments	End Balance
Sandoz Checking:			0.93	220.50		
Sandoz Investment:						
<b>Sandoz Bank Balances:</b>	<b>21,589.17</b>		<b>0.93</b>	<b>220.50</b>	<b>0.00</b>	<b>21,369.60</b>

## Current Cash Balance

Sorted by Site ID, Group ID, Activity ID.  
From 07/01/2021 to 07/31/2021.

Site ID	Site Name	Beginning Cash	Receipts	Disbursements	Adjustments	Cash Balance
Group ID	Group Name					
Activity ID	Activity Name					
<b>Upchurch Elementary</b>						
<b>A</b>	<b>ACTIVITY GENERAL</b>					
1010	General Admin	16,028.03	1.70	0.00	0.00	16,029.73
1018	School Pay Fees	0.00	0.00	0.00	0.00	0.00
1030	Staff Vending	450.34	0.00	0.00	0.00	450.34
1040	Donations	0.00	0.00	0.00	0.00	0.00
1047	Box Tops Program	2,388.12	0.00	0.00	0.00	2,388.12
1105	Laptop Insurance	45.00	0.00	0.00	0.00	45.00
1106	Laptop Loss/Damage	0.00	0.00	0.00	0.00	0.00
<b>A Totals:</b>		<b>18,911.49</b>	<b>1.70</b>	<b>0.00</b>	<b>0.00</b>	<b>18,913.19</b>
<b>D</b>	<b>CLUBS AND ORGANIZATIONS</b>					
4040	Art	0.00	0.00	0.00	0.00	0.00
4130	Chess Club	-26.19	0.00	0.00	0.00	-26.19
4540	Other Clubs	0.00	0.00	0.00	0.00	0.00
4710	Student Council	1,063.43	0.00	0.00	0.00	1,063.43
<b>D Totals:</b>		<b>1,037.24</b>	<b>0.00</b>	<b>0.00</b>	<b>0.00</b>	<b>1,037.24</b>
<b>E</b>	<b>ADMINISTRATIVE CUSTODIAL</b>					
5040	Fundraising-General	12,440.75	0.00	0.00	0.00	12,440.75
5070	Library	7,440.02	0.00	0.00	0.00	7,440.02
5110	Other Student Activities	0.00	0.00	0.00	0.00	0.00
5121	KG Field Trips-Curriculum Related	0.00	0.00	0.00	0.00	0.00
5122	1st Grade Field Trips-Curriculum Related	0.00	0.00	0.00	0.00	0.00
5123	2nd Grade Field Trips-Curriculum Related	0.00	0.00	0.00	0.00	0.00
5124	3rd Grade Field Trips-Curriculum Related	0.00	0.00	0.00	0.00	0.00
5125	4th Grade Field Trips-Curriculum Related	0.00	0.00	0.00	0.00	0.00
5126	5th Grade Field Trips-Curriculum Related	-31.00	0.00	0.00	0.00	-31.00
<b>E Totals:</b>		<b>19,849.77</b>	<b>0.00</b>	<b>0.00</b>	<b>0.00</b>	<b>19,849.77</b>
<b>Q</b>	<b>STUDENT FEE FUND</b>					
7900	Field Trips-Other	0.00	0.00	0.00	0.00	0.00
<b>Q Totals:</b>		<b>0.00</b>	<b>0.00</b>	<b>0.00</b>	<b>0.00</b>	<b>0.00</b>
<b>S</b>	<b>ATHLETIC</b>					
9020	Cash Reserve	0.00	0.00	0.00	0.00	0.00
9130	Booster Contributions-Boys	0.00	0.00	0.00	0.00	0.00
<b>S Totals:</b>		<b>0.00</b>	<b>0.00</b>	<b>0.00</b>	<b>0.00</b>	<b>0.00</b>
<b>Upchurch Activity Totals:</b>		<b>39,798.50</b>	<b>1.70</b>	<b>0.00</b>	<b>0.00</b>	<b>39,800.20</b>

	Begin Balance	Transfers	Receipts	Disbursements	Adjustments	End Balance
Upchurch Checking:			1.70	0.00		
Upchurch Investment:						
<b>Upchurch Bank Balances:</b>	<b>39,798.50</b>		<b>1.70</b>	<b>0.00</b>	<b>0.00</b>	<b>39,800.20</b>

## Current Cash Balance

Sorted by Site ID, Group ID, Activity ID.

From 07/01/2021 to 07/31/2021.

Site ID	Site Name					
Group ID	Group Name					
Activity ID	Activity Name	Beginning Cash	Receipts	Disbursements	Adjustments	Cash Balance
<b>Wheeler Wheeler Elementary</b>						
<b>A</b>	<b>ACTIVITY GENERAL</b>					
1010	General Admin	26,228.60	1.47	800.00	-21,634.35	3,795.72
1018	School Pay Fees	0.00	0.00	0.00	0.00	0.00
1030	Staff Vending	228.44	0.00	0.00	0.00	228.44
1040	Donations	155.60	0.00	0.00	0.00	155.60
1051	Building Projects-PTA	227.25	0.00	0.00	0.00	227.25
1105	Laptop Insurance	0.00	0.00	0.00	0.00	0.00
1106	Laptop Loss/Damage	143.00	0.00	0.00	0.00	143.00
<b>A Totals:</b>		<b>26,982.89</b>	<b>1.47</b>	<b>800.00</b>	<b>-21,634.35</b>	<b>4,550.01</b>
<b>D</b>	<b>CLUBS AND ORGANIZATIONS</b>					
4040	Art	0.00	0.00	0.00	0.00	0.00
4070	Birthday Book Club	1,211.76	0.00	0.00	0.00	1,211.76
4500	Music	580.62	0.00	0.00	0.00	580.62
4710	Student Council	-21.25	0.00	0.00	0.00	-21.25
<b>D Totals:</b>		<b>1,771.13</b>	<b>0.00</b>	<b>0.00</b>	<b>0.00</b>	<b>1,771.13</b>
<b>E</b>	<b>ADMINISTRATIVE CUSTODIAL</b>					
5040	Fundraising-General	0.00	0.00	0.00	21,634.35	21,634.35
5050	HAL	307.77	0.00	0.00	0.00	307.77
5060	Hospitality	30.00	0.00	0.00	0.00	30.00
5080	Media	3,248.41	0.00	86.38	0.00	3,162.03
5100	Other Adm Custodial	-230.81	0.00	0.00	0.00	-230.81
5101	Destination Imagination	0.00	0.00	0.00	0.00	0.00
5110	Other Student Activities	0.00	0.00	0.00	0.00	0.00
5121	KG Field Trips-Curriculum Related	137.49	0.00	0.00	0.00	137.49
5122	1st Grade Field Trips-Curriculum Related	0.00	0.00	0.00	0.00	0.00
5123	2nd Grade Field Trips-Curriculum Related	0.00	0.00	0.00	0.00	0.00
5124	3rd Grade Field Trips-Curriculum Related	1,218.82	0.00	0.00	0.00	1,218.82
5125	4th Grade Field Trips-Curriculum Related	0.00	0.00	0.00	0.00	0.00
5126	5th Grade Field Trips-Curriculum Related	0.00	0.00	0.00	0.00	0.00
5181	Grants	1,630.81	0.00	0.00	0.00	1,630.81
<b>E Totals:</b>		<b>6,342.49</b>	<b>0.00</b>	<b>86.38</b>	<b>21,634.35</b>	<b>27,890.46</b>
<b>Q</b>	<b>STUDENT FEE FUND</b>					
7195	HAL Field Trips	9.54	0.00	0.00	0.00	9.54
7600	Garden Club	0.00	0.00	0.00	0.00	0.00
7900	Field Trips-Other	0.00	0.00	0.00	0.00	0.00
<b>Q Totals:</b>		<b>9.54</b>	<b>0.00</b>	<b>0.00</b>	<b>0.00</b>	<b>9.54</b>



# Current Cash Balance

Sorted by Site ID, Group ID, Activity ID.  
From 07/01/2021 to 07/31/2021.

Site ID	Site Name	Beginning Cash	Receipts	Disbursements	Adjustments	Cash Balance
Group ID	Group Name					
Activity ID	Activity Name					

Wheeler Activity Totals:		35,106.05	1.47	886.38	0.00	34,221.14
--------------------------	--	-----------	------	--------	------	-----------

	Begin Balance	Transfers	Receipts	Disbursements	Adjustments	End Balance
Wheeler Checking:			1.47	886.38		
Wheeler Investment:						
Wheeler Bank Balances:	35,106.05		1.47	886.38	0.00	34,221.14

## Current Cash Balance

Sorted by Site ID, Group ID, Activity ID.  
From 07/01/2021 to 07/31/2021.

Site ID	Site Name	Beginning Cash	Receipts	Disbursements	Adjustments	Cash Balance
Group ID	Group Name					
Activity ID	Activity Name					
Willowd	Willowdale Elementary					
A	ACTIVITY GENERAL					
1010	General Admin	10,289.82	1.09	0.00	0.00	10,290.91
1018	School Pay Fees	0.00	0.00	0.00	0.00	0.00
1030	Staff Vending	103.86	0.00	0.00	0.00	103.86
1040	Donations	378.04	0.00	0.00	0.00	378.04
1043	Playground	0.00	0.00	0.00	0.00	0.00
1105	Laptop Insurance	0.00	0.00	0.00	0.00	0.00
1106	Laptop Loss/Damage	0.00	0.00	0.00	0.00	0.00
A Totals:		10,771.72	1.09	0.00	0.00	10,772.81
D	CLUBS AND ORGANIZATIONS					
4040	Art	0.00	0.00	0.00	0.00	0.00
4140	Choir	90.78	0.00	0.00	0.00	90.78
4230	Environmental Club	0.00	0.00	0.00	0.00	0.00
4500	Music	0.00	0.00	0.00	0.00	0.00
4710	Student Council	2,555.17	0.00	0.00	0.00	2,555.17
D Totals:		2,645.95	0.00	0.00	0.00	2,645.95
E	ADMINISTRATIVE CUSTODIAL					
5040	Fundraising-General	245.35	0.00	0.00	0.00	245.35
5050	HAL	0.00	0.00	0.00	0.00	0.00
5080	Media	6,879.20	0.00	0.00	0.00	6,879.20
5100	Other Adm Custodial	240.33	0.00	0.00	0.00	240.33
5110	Other Student Activities	0.00	0.00	0.00	0.00	0.00
5120	P.E.	1,370.26	0.00	0.00	0.00	1,370.26
5121	KG Field Trips-Curriculum Related	-134.82	0.00	0.00	0.00	-134.82
5122	1st Grade Field Trips-Curriculum Related	0.00	0.00	0.00	0.00	0.00
5123	2nd Grade Field Trips-Curriculum Related	0.00	0.00	0.00	0.00	0.00
5124	3rd Grade Field Trips-Curriculum Related	-129.04	0.00	0.00	0.00	-129.04
5125	4th Grade Field Trips-Curriculum Related	195.36	0.00	0.00	0.00	195.36
5126	5th Grade Field Trips-Curriculum Related	-102.04	0.00	0.00	0.00	-102.04
5180	Teacher Fund/Grants	212.37	0.00	0.00	0.00	212.37
5200	Outdoor Learning Environment	31.89	0.00	0.00	0.00	31.89
E Totals:		8,808.86	0.00	0.00	0.00	8,808.86
Q	STUDENT FEE FUND					
7900	Field Trips-Other	2,660.52	0.00	0.00	0.00	2,660.52
Q Totals:		2,660.52	0.00	0.00	0.00	2,660.52
S	ATHLETIC					
9055	Athletics - Projects	0.00	0.00	0.00	0.00	0.00
S Totals:		0.00	0.00	0.00	0.00	0.00

# Current Cash Balance

Sorted by Site ID, Group ID, Activity ID.  
From 07/01/2021 to 07/31/2021.

Site ID	Site Name	Beginning Cash	Receipts	Disbursements	Adjustments	Cash Balance
Group ID	Group Name					
Activity ID	Activity Name					
Willowdale Activity Totals:		24,887.05	1.09	0.00	0.00	24,888.14

	Begin Balance	Transfers	Receipts	Disbursements	Adjustments	End Balance
Willowdale Checking:			1.09	0.00		
Willowdale Investment:						
Willowdale Bank Balances:	24,887.05		1.09	0.00	0.00	24,888.14

Report Activity Totals:	3,721,303.49	282,596.68	612,450.82	-40.72	3,391,408.63
-------------------------	--------------	------------	------------	--------	--------------

# Current Cash Balance

Sorted by Site ID, Group ID, Activity ID.  
From 07/01/2021 to 07/31/2021.

Site ID	Site Name						
Group ID	Group Name						
	Activity ID	Activity Name	Beginning Cash	Receipts	Disbursements	Adjustments	Cash Balance
<b>AMS</b>	<b>Andersen Middle School</b>						
<b>A</b>	<b>ACTIVITY GENERAL</b>						
	1010	General Admin	4,949.76	3.28	189.48	0.00	4,763.56
	1016	Rev Trak Fees	0.00	0.00	0.00	0.00	0.00
	1018	School Pay Fees	-235.67	96.12	0.00	0.00	-139.55
	1025	Savings	0.00	0.00	0.00	0.00	0.00
	1030	Staff Vending	445.65	0.00	0.00	0.00	445.65
	1035	Student Vending	2,223.02	0.00	0.00	0.00	2,223.02
	1056	Wolverine Den	0.00	0.00	0.00	0.00	0.00
	1105	Laptop Insurance	20.00	1,175.00	20.00	0.00	1,175.00
	1106	Laptop Loss/Damage	28.00	263.20	28.00	0.00	263.20
	1170	Wellness	831.42	0.00	528.00	0.00	303.42
		<b>A Totals:</b>	<b>8,262.18</b>	<b>1,537.60</b>	<b>765.48</b>	<b>0.00</b>	<b>9,034.30</b>
<b>B</b>	<b>Athletics-Girls</b>						
	2013	Misc. Expenditures - Girls	7,642.27	0.00	221.97	0.00	7,420.30
		<b>B Totals:</b>	<b>7,642.27</b>	<b>0.00</b>	<b>221.97</b>	<b>0.00</b>	<b>7,420.30</b>
<b>C</b>	<b>Athletics-Boys</b>						
	3003	Entry Fees - Boys	0.00	0.00	0.00	0.00	0.00
	3013	Misc. Expenditures - Boys	1,980.38	0.00	2,216.70	0.00	-236.32
		<b>C Totals:</b>	<b>1,980.38</b>	<b>0.00</b>	<b>2,216.70</b>	<b>0.00</b>	<b>-236.32</b>

## Current Cash Balance

Sorted by Site ID, Group ID, Activity ID.  
From 07/01/2021 to 07/31/2021.

Site ID	Site Name	Beginning Cash	Receipts	Disbursements	Adjustments	Cash Balance
Group ID	Group Name					
Activity ID	Activity Name					
<b>D</b>	<b>CLUBS AND ORGANIZATIONS</b>					
4040	Art	609.67	0.00	0.00	0.00	609.67
4060	Band	6,442.69	0.00	0.00	0.00	6,442.69
4080	Book Club	213.17	0.00	0.00	0.00	213.17
4100	Builders Club	178.32	0.00	0.00	0.00	178.32
4170	Cross Country Club	2,270.51	0.00	0.00	0.00	2,270.51
4220	Drama Club	49.75	0.00	0.00	0.00	49.75
4260	FCS Club	1,878.95	0.00	0.00	0.00	1,878.95
4370	Industrial Arts	11,307.58	0.00	0.00	0.00	11,307.58
4440	Leadership Club	604.13	0.00	0.00	0.00	604.13
4500	Music	3,752.64	0.00	0.00	0.00	3,752.64
4540	Other Clubs	0.00	0.00	0.00	0.00	0.00
4560	Photography Club	79.58	0.00	0.00	0.00	79.58
4600	Robotics & Engineering Club	1,111.23	0.00	81.49	0.00	1,029.74
4647	Show Choir Camp	0.00	0.00	0.00	0.00	0.00
4710	Student Council	1,524.87	0.00	0.00	0.00	1,524.87
4726	Unified Sports	50.00	0.00	0.00	0.00	50.00
4727	Unplugged Club	1,127.69	0.00	0.00	0.00	1,127.69
4729	Unified Classroom	0.00	0.00	0.00	0.00	0.00
4761	Wolverine Wilds	-831.48	0.00	0.00	0.00	-831.48
4770	Yearbook	5,686.46	870.00	12.51	0.00	6,543.95
4780	Youth to Youth	241.13	0.00	0.00	0.00	241.13
	<b>D Totals:</b>	<b>36,296.89</b>	<b>870.00</b>	<b>94.00</b>	<b>0.00</b>	<b>37,072.89</b>
<b>E</b>	<b>ADMINISTRATIVE CUSTODIAL</b>					
5020	Fines	6,201.48	0.00	0.00	0.00	6,201.48
5030	Counseling Center	0.00	0.00	0.00	0.00	0.00
5040	Fundraising-General	1,892.38	285.00	2,254.66	0.00	-77.28
5050	HAL	377.03	0.00	0.00	0.00	377.03
5060	Hospitality	3.15	0.00	0.00	0.00	3.15
5070	Library	1,506.68	0.00	0.00	0.00	1,506.68
5100	Other Adm Custodial	0.00	0.00	0.00	0.00	0.00
5110	Other Student Activities	897.03	0.00	0.00	0.00	897.03
5115	Field Trips-Curriculum Related	0.00	0.00	0.00	0.00	0.00
5120	P.E.	711.61	0.00	0.00	0.00	711.61
5127	6th Grade Field Trips-Curriculum Related	0.00	0.00	0.00	0.00	0.00
5128	7th Grade Field Trips-Curriculum Related	0.00	0.00	0.00	0.00	0.00
5129	8th Grade Field Trips-Curriculum Related	0.00	0.00	0.00	0.00	0.00
5165	Logo Sales	2,140.38	0.00	0.00	0.00	2,140.38
5181	Grants	64.03	0.00	53.79	0.00	10.24
5215	Special Events	0.00	0.00	0.00	0.00	0.00
	<b>E Totals:</b>	<b>13,793.77</b>	<b>285.00</b>	<b>2,308.45</b>	<b>0.00</b>	<b>11,770.32</b>

# Current Cash Balance

Sorted by Site ID, Group ID, Activity ID.  
From 07/01/2021 to 07/31/2021.

Site ID Group ID	Site Name Group Name	Activity ID	Activity Name	Beginning Cash	Receipts	Disbursements	Adjustments	Cash Balance
<b>Q</b>	<b>STUDENT FEE FUND</b>							
	7150		Jumpstart	1,778.69	10.00	699.30	0.00	1,089.39
	7160		Participation Fees - Athletics	0.00	0.00	0.00	0.00	0.00
	7170		Participation Fees - Clubs & Orgs	0.00	0.00	0.00	0.00	0.00
	7190		Field Trips	0.00	0.00	0.00	0.00	0.00
	7195		HAL Field Trips	0.00	0.00	0.00	0.00	0.00
	7900		Field Trips-Other	0.00	0.00	0.00	0.00	0.00
	7901		Student Transportation	48.00	360.00	0.00	0.00	408.00
	<b>Q Totals:</b>			1,826.69	370.00	699.30	0.00	1,497.39
<b>S</b>	<b>ATHLETIC</b>							
	9050		Athletic-General	5,371.21	0.00	414.99	0.00	4,956.22
	9070		Miscellaneous Receipts	0.00	0.00	0.00	0.00	0.00
	<b>S Totals:</b>			5,371.21	0.00	414.99	0.00	4,956.22
	<b>AMS Activity Totals:</b>			75,173.39	3,062.60	6,720.89	0.00	71,515.10

	Begin Balance	Transfers	Receipts	Disbursements	Adjustments	End Balance
AMS Checking:			3,062.60	6,720.89		
AMS Investment:						
AMS Bank Balances:	75,173.39		3,062.60	6,720.89	0.00	71,515.10

## Current Cash Balance

Sorted by Site ID, Group ID, Activity ID.  
From 07/01/2021 to 07/31/2021.

Site ID	Site Name					
Group ID	Group Name					
Activity ID	Activity Name	Beginning Cash	Receipts	Disbursements	Adjustments	Cash Balance
<b>BMS</b>	<b>Beadle Middle School</b>					
<b>A</b>	<b>ACTIVITY GENERAL</b>					
1010	General Admin	14,111.46	2.93	0.00	0.00	14,114.39
1016	Rev Trak Fees	48.00	0.00	0.00	0.00	48.00
1017	Returned Checks	0.00	0.00	0.00	0.00	0.00
1018	School Pay Fees	-178.19	504.82	11.49	0.00	315.14
1025	Savings	0.00	0.00	0.00	0.00	0.00
1030	Staff Vending	471.75	0.00	0.00	0.00	471.75
1035	Student Vending	139.42	0.00	0.00	0.00	139.42
1040	Donations	3,112.78	1,030.00	0.00	0.00	4,142.78
1049	Food Pantry	291.59	0.00	0.00	0.00	291.59
1052	Service Learning	132.55	0.00	0.00	0.00	132.55
1070	Start Up Cash	0.00	0.00	0.00	0.00	0.00
1080	Next Year Monies	362.69	0.00	0.00	0.00	362.69
1105	Laptop Insurance	40.00	5,469.00	0.00	0.00	5,509.00
1106	Laptop Loss/Damage	1,365.00	296.00	0.00	0.00	1,661.00
1170	Wellness	0.00	0.00	0.00	0.00	0.00
	<b>A Totals:</b>	<b>19,897.05</b>	<b>7,302.75</b>	<b>11.49</b>	<b>0.00</b>	<b>27,188.31</b>
<b>B</b>	<b>Athletics-Girls</b>					
2013	Misc. Expenditures - Girls	-1,009.18	0.00	0.00	0.00	-1,009.18
	<b>B Totals:</b>	<b>-1,009.18</b>	<b>0.00</b>	<b>0.00</b>	<b>0.00</b>	<b>-1,009.18</b>
<b>C</b>	<b>Athletics-Boys</b>					
3004	Equipment - Boys	0.00	0.00	0.00	0.00	0.00
3013	Misc. Expenditures - Boys	110.79	20.00	0.00	0.00	130.79
	<b>C Totals:</b>	<b>110.79</b>	<b>20.00</b>	<b>0.00</b>	<b>0.00</b>	<b>130.79</b>

# Current Cash Balance

Sorted by Site ID, Group ID, Activity ID.  
From 07/01/2021 to 07/31/2021.

Site ID	Site Name					
Group ID	Group Name					
Activity ID	Activity Name	Beginning Cash	Receipts	Disbursements	Adjustments	Cash Balance
D	CLUBS AND ORGANIZATIONS					
4040	Art	10.81	0.00	0.00	0.00	10.81
4060	Band	0.00	0.00	0.00	0.00	0.00
4170	Cross Country Club	32.58	0.00	0.00	0.00	32.58
4181	Coffee Cart	2,201.60	0.00	0.00	0.00	2,201.60
4190	Dance	3.71	0.00	0.00	0.00	3.71
4200	Debate Team	0.00	0.00	0.00	0.00	0.00
4214	Unified Activities	1,287.59	0.00	0.00	0.00	1,287.59
4220	Drama Club	0.00	0.00	0.00	0.00	0.00
4230	Environmental Club	290.12	0.00	0.00	0.00	290.12
4260	FCS Club	397.57	0.00	0.00	0.00	397.57
4320	Educators Rising	-60.58	0.00	0.00	0.00	-60.58
4345	Craft Club	345.21	0.00	0.00	0.00	345.21
4370	Industrial Arts	5,635.87	0.00	0.00	0.00	5,635.87
4500	Music	-9.40	102.50	0.00	0.00	93.10
4540	Other Clubs	-36.50	0.00	0.00	0.00	-36.50
4570	Play Production	4,173.81	0.00	0.00	0.00	4,173.81
4630	Science Club	0.00	0.00	0.00	0.00	0.00
4631	Science Olympiad	-2.70	0.00	0.00	0.00	-2.70
4645	Show Choir	2,028.87	0.00	0.00	0.00	2,028.87
4647	Show Choir Camp	17,326.54	0.00	100.00	0.00	17,226.54
4690	Spirit Shop	-2,134.15	428.00	0.00	0.00	-1,706.15
4710	Student Council	1,174.56	0.00	0.00	0.00	1,174.56
4770	Yearbook	2,868.37	5,379.00	0.00	0.00	8,247.37
4780	Youth to Youth	137.82	0.00	0.00	0.00	137.82
D Totals:		35,671.70	5,909.50	100.00	0.00	41,481.20



## Current Cash Balance

Sorted by Site ID, Group ID, Activity ID.

From 07/01/2021 to 07/31/2021.

Site ID Group ID	Site Name Group Name	Activity ID	Activity Name	Beginning Cash	Receipts	Disbursements	Adjustments	Cash Balance
E	ADMINISTRATIVE CUSTODIAL							
	5020		Fines	1,059.05	28.00	263.00	0.00	824.05
	5025		Fines - Library Book	2,831.97	0.00	0.00	0.00	2,831.97
	5027		Fines-Textbooks	272.92	0.00	0.00	0.00	272.92
	5030		Counseling Center	33.85	0.00	0.00	0.00	33.85
	5040		Fundraising-General	0.00	0.00	0.00	0.00	0.00
	5050		HAL	464.05	0.00	0.00	0.00	464.05
	5060		Hospitality	799.65	0.00	0.00	0.00	799.65
	5070		Library	924.89	0.00	0.00	0.00	924.89
	5115		Field Trips-Curriculum Related	0.00	0.00	0.00	0.00	0.00
	5120		P.E.	2,788.74	0.00	0.00	0.00	2,788.74
	5127		6th Grade Field Trips-Curriculum Related	20.70	0.00	0.00	0.00	20.70
	5128		7th Grade Field Trips-Curriculum Related	107.16	0.00	0.00	0.00	107.16
	5129		8th Grade Field Trips-Curriculum Related	150.15	0.00	0.00	0.00	150.15
	5166		SpEd	1,194.33	0.00	0.00	0.00	1,194.33
	5180		Teacher Fund/Grants	103.20	0.00	0.00	0.00	103.20
	5215		Special Events	315.25	0.00	0.00	0.00	315.25
	5220		Site Improvements	475.83	0.00	0.00	0.00	475.83
	E Totals:			11,541.74	28.00	263.00	0.00	11,306.74
Q	STUDENT FEE FUND							
	7060		6th Grade Field Trips	0.00	0.00	0.00	0.00	0.00
	7100		After School Program	0.00	0.00	0.00	0.00	0.00
	7150		Jumpstart	0.00	0.00	0.00	0.00	0.00
	7160		Participation Fees - Athletics	75.00	0.00	0.00	0.00	75.00
	7170		Participation Fees - Clubs & Orgs	240.00	0.00	0.00	0.00	240.00
	7190		Field Trips	0.00	0.00	0.00	0.00	0.00
	7195		HAL Field Trips	0.00	0.00	0.00	0.00	0.00
	7901		Student Transportation	0.00	2,460.00	0.00	0.00	2,460.00
	Q Totals:			315.00	2,460.00	0.00	0.00	2,775.00
S	ATHLETIC							
	9070		Miscellaneous Receipts	0.00	0.00	0.00	0.00	0.00
	S Totals:			0.00	0.00	0.00	0.00	0.00
BMS Activity Totals:				66,527.10	15,720.25	374.49	0.00	81,872.86

	Begin Balance	Transfers	Receipts	Disbursements	Adjustments	End Balance
BMS Checking:			15,720.25	374.49		
BMS Investment:						
BMS Bank Balances:	66,527.10		15,720.25	374.49	0.00	81,872.86

# Current Cash Balance

Sorted by Site ID, Group ID, Activity ID.  
From 07/01/2021 to 07/31/2021.

Site ID	Site Name						
Group ID	Group Name						
	Activity ID	Activity Name	Beginning Cash	Receipts	Disbursements	Adjustments	Cash Balance
<b>CMS</b>	<b>Central Middle School</b>						
<b>A</b>	<b>ACTIVITY GENERAL</b>						
	1010	General Admin	5,311.11	1.77	64.64	0.00	5,248.24
	1016	Rev Trak Fees	9.26	0.00	0.00	0.00	9.26
	1018	School Pay Fees	0.28	29.13	0.00	0.00	29.41
	1025	Savings	0.00	0.00	0.00	0.00	0.00
	1030	Staff Vending	851.91	0.00	0.00	0.00	851.91
	1035	Student Vending	279.91	0.00	0.00	0.00	279.91
	1040	Donations	0.00	20.00	0.00	0.00	20.00
	1049	Food Pantry	0.00	0.00	0.00	0.00	0.00
	1050	Projects/Support	0.00	0.00	0.00	0.00	0.00
	1080	Next Year Monies	0.00	0.00	0.00	0.00	0.00
	1105	Laptop Insurance	20.00	760.00	20.00	0.00	760.00
	1106	Laptop Loss/Damage	122.20	10.00	122.20	0.00	10.00
	1107	Laptop Insurance-YAP/Project Search	0.00	0.00	0.00	0.00	0.00
	1108	Laptop Loss-Damage YAP/Project Search	8.29	0.00	0.00	0.00	8.29
		<b>A Totals:</b>	<b>6,602.96</b>	<b>820.90</b>	<b>206.84</b>	<b>0.00</b>	<b>7,217.02</b>
<b>B</b>	<b>Athletics-Girls</b>						
	2013	Misc. Expenditures - Girls	1,820.29	0.00	0.00	0.00	1,820.29
		<b>B Totals:</b>	<b>1,820.29</b>	<b>0.00</b>	<b>0.00</b>	<b>0.00</b>	<b>1,820.29</b>
<b>C</b>	<b>Athletics-Boys</b>						
	3003	Entry Fees - Boys	0.00	0.00	0.00	0.00	0.00
	3013	Misc. Expenditures - Boys	1,584.60	0.00	539.99	0.00	1,044.61
		<b>C Totals:</b>	<b>1,584.60</b>	<b>0.00</b>	<b>539.99</b>	<b>0.00</b>	<b>1,044.61</b>

# Current Cash Balance

Sorted by Site ID, Group ID, Activity ID.  
From 07/01/2021 to 07/31/2021.

Site ID Group ID	Site Name Group Name	Activity ID	Activity Name	Beginning Cash	Receipts	Disbursements	Adjustments	Cash Balance
D	CLUBS AND ORGANIZATIONS							
	4010		40 Assets	-96.95	0.00	0.00	0.00	-96.95
	4040		Art	357.18	0.00	0.00	0.00	357.18
	4059		Band Camp	0.00	0.00	0.00	0.00	0.00
	4060		Band	0.00	0.00	0.00	0.00	0.00
	4062		Band Trip	0.00	0.00	0.00	0.00	0.00
	4090		Bowling Club	150.94	0.00	0.00	0.00	150.94
	4140		Choir	1,008.90	0.00	0.00	0.00	1,008.90
	4170		Cross Country Club	408.02	0.00	0.00	0.00	408.02
	4220		Drama Club	2,533.09	0.00	0.00	0.00	2,533.09
	4260		FCS Club	267.77	0.00	0.00	0.00	267.77
	4370		Industrial Arts	1,292.36	0.00	0.00	0.00	1,292.36
	4500		Music	601.98	0.00	0.00	0.00	601.98
	4530		Orchestra	0.00	0.00	0.00	0.00	0.00
	4540		Other Clubs	269.56	0.00	0.00	0.00	269.56
	4670		SPARKS	119.33	0.00	0.00	0.00	119.33
	4710		Student Council	1,955.20	0.00	0.00	0.00	1,955.20
	4760		World Language	0.00	0.00	0.00	0.00	0.00
	4770		Yearbook	-1,943.00	0.00	0.00	0.00	-1,943.00
	D Totals:			6,924.38	0.00	0.00	0.00	6,924.38

# Current Cash Balance

Sorted by Site ID, Group ID, Activity ID.  
From 07/01/2021 to 07/31/2021.

Site ID Group ID	Site Name Group Name	Activity ID	Activity Name	Beginning Cash	Receipts	Disbursements	Adjustments	Cash Balance
<b>E</b>	<b>ADMINISTRATIVE CUSTODIAL</b>							
	5015		Circle of Friends	377.05	0.00	0.00	0.00	377.05
	5020		Fines	329.56	0.00	0.00	0.00	329.56
	5027		Fines-Textbooks	165.68	0.00	0.00	0.00	165.68
	5040		Fundraising-General	9,389.91	6.95	0.00	0.00	9,396.86
	5050		HAL	0.00	0.00	0.00	0.00	0.00
	5060		Hospitality	0.00	0.00	0.00	0.00	0.00
	5070		Library	1,826.90	38.97	0.00	0.00	1,865.87
	5075		Mentoring	85.88	0.00	0.00	0.00	85.88
	5085		MSAP	0.00	0.00	0.00	0.00	0.00
	5090		Montessori	0.00	0.00	0.00	0.00	0.00
	5093		Montessori 7/8 Sales	0.00	0.00	0.00	0.00	0.00
	5095		Montessori Fundraising	0.00	0.00	0.00	0.00	0.00
	5100		Other Adm Custodial	0.00	0.00	0.00	0.00	0.00
	5110		Other Student Activities	1,161.96	0.00	0.00	0.00	1,161.96
	5115		Field Trips-Curriculum Related	0.00	0.00	0.00	0.00	0.00
	5119		Montessori 6-8	0.00	0.00	0.00	0.00	0.00
	5120		P.E.	0.00	0.00	0.00	0.00	0.00
	5127		6th Grade Field Trips-Curriculum Related	140.96	0.00	0.00	0.00	140.96
	5128		7th Grade Field Trips-Curriculum Related	140.97	0.00	0.00	0.00	140.97
	5129		8th Grade Field Trips-Curriculum Related	1,245.27	0.00	0.00	0.00	1,245.27
	5140		PayBac	16.48	0.00	0.00	0.00	16.48
	5170		Student Notebooks	0.00	0.00	0.00	0.00	0.00
	5180		Teacher Fund/Grants	2,309.62	0.00	0.00	0.00	2,309.62
	5185		Technology	0.00	0.00	0.00	0.00	0.00
	5210		Zone	381.03	0.00	0.00	0.00	381.03
	<b>E Totals:</b>			<b>17,571.27</b>	<b>45.92</b>	<b>0.00</b>	<b>0.00</b>	<b>17,617.19</b>
<b>Q</b>	<b>STUDENT FEE FUND</b>							
	7060		6th Grade Field Trips	0.00	0.00	0.00	0.00	0.00
	7070		7th Grade Field Trips	0.00	0.00	0.00	0.00	0.00
	7080		8th Grade Field Trips	0.00	0.00	0.00	0.00	0.00
	7135		Montessori 6-8	0.00	0.00	0.00	0.00	0.00
	7150		Jumpstart	1,049.01	0.00	0.00	0.00	1,049.01
	7160		Participation Fees - Athletics	330.00	0.00	0.00	0.00	330.00
	7170		Participation Fees - Clubs & Orgs	20.00	0.00	0.00	0.00	20.00
	7195		HAL Field Trips	0.00	0.00	0.00	0.00	0.00
	7200		Outdoor Ed	0.00	0.00	0.00	0.00	0.00
	7900		Field Trips-Other	9.00	0.00	0.00	0.00	9.00
	7901		Student Transportation	0.00	0.00	0.00	0.00	0.00
	<b>Q Totals:</b>			<b>1,408.01</b>	<b>0.00</b>	<b>0.00</b>	<b>0.00</b>	<b>1,408.01</b>

## Current Cash Balance

Sorted by Site ID, Group ID, Activity ID.  
From 07/01/2021 to 07/31/2021.

Site ID	Site Name						
Group ID	Group Name						
Activity ID	Activity Name	Beginning Cash	Receipts	Disbursements	Adjustments	Cash Balance	
S	ATHLETIC						
9030	Concessions	0.00	0.00	0.00	0.00	0.00	
9050	Athletic-General	2,283.11	0.00	0.00	0.00	2,283.11	
9070	Miscellaneous Receipts	1,720.51	0.00	0.00	0.00	1,720.51	
9080	Fundraising-Athletic	1,122.42	0.00	0.00	0.00	1,122.42	
S Totals:		5,126.04	0.00	0.00	0.00	5,126.04	
CMS Activity Totals:		41,037.55	866.82	746.83	0.00	41,157.54	

	Begin Balance	Transfers	Receipts	Disbursements	Adjustments	End Balance
CMS Checking:			866.82	746.83		
CMS Investment:						
CMS Bank Balances:	41,037.55		866.82	746.83	0.00	41,157.54

## Current Cash Balance

Sorted by Site ID, Group ID, Activity ID.  
From 07/01/2021 to 07/31/2021.

Site ID	Site Name		Beginning Cash	Receipts	Disbursements	Adjustments	Cash Balance
Group ID	Group Name	Activity ID Activity Name					
<b>KMS</b>	<b>Kiewit Middle School</b>						
<b>A</b>	<b>ACTIVITY GENERAL</b>						
	1010	General Admin	2,882.69	0.00	0.00	0.00	2,882.69
	1016	Rev Trak Fees	2.16	0.00	0.00	0.00	2.16
	1018	School Pay Fees	-100.65	388.92	0.00	0.00	288.27
	1025	Savings	41,057.86	0.00	0.00	0.00	41,057.86
	1030	Staff Vending	598.71	0.00	0.00	0.00	598.71
	1035	Student Vending	4,305.02	0.00	672.30	0.00	3,632.72
	1049	Food Pantry	190.00	0.00	0.00	0.00	190.00
	1050	Projects/Support	17,930.81	0.00	0.00	0.00	17,930.81
	1105	Laptop Insurance	20.00	4,309.00	0.00	0.00	4,329.00
	1106	Laptop Loss/Damage	0.00	122.00	0.00	0.00	122.00
		<b>A Totals:</b>	<b>66,886.60</b>	<b>4,819.92</b>	<b>672.30</b>	<b>0.00</b>	<b>71,034.22</b>
<b>B</b>	<b>Athletics-Girls</b>						
	2013	Misc. Expenditures - Girls	0.00	0.00	0.00	0.00	0.00
		<b>B Totals:</b>	<b>0.00</b>	<b>0.00</b>	<b>0.00</b>	<b>0.00</b>	<b>0.00</b>
<b>C</b>	<b>Athletics-Boys</b>						
	3003	Entry Fees - Boys	0.00	0.00	0.00	0.00	0.00
	3013	Misc. Expenditures - Boys	0.00	0.00	0.00	0.00	0.00
	3052	Camps - Boys Basketball	0.00	0.00	0.00	0.00	0.00
		<b>C Totals:</b>	<b>0.00</b>	<b>0.00</b>	<b>0.00</b>	<b>0.00</b>	<b>0.00</b>
<b>D</b>	<b>CLUBS AND ORGANIZATIONS</b>						
	4040	Art	101.02	0.00	0.00	0.00	101.02
	4060	Band	807.06	0.00	0.00	0.00	807.06
	4130	Chess Club	0.00	0.00	0.00	0.00	0.00
	4220	Drama Club	2,976.62	0.00	0.00	0.00	2,976.62
	4260	FCS Club	962.51	0.00	65.66	0.00	896.85
	4370	Industrial Arts	15,443.71	0.00	2,331.16	0.00	13,112.55
	4380	International Club	0.00	0.00	0.00	0.00	0.00
	4500	Music	472.07	140.00	0.00	0.00	612.07
	4540	Other Clubs	1.80	0.00	0.00	0.00	1.80
	4630	Science Club	373.29	0.00	0.00	0.00	373.29
	4680	Speech Club	420.00	0.00	0.00	0.00	420.00
	4710	Student Council	3,016.34	0.00	0.00	0.00	3,016.34
	4750	Volunteer Club	1,951.40	0.00	0.00	0.00	1,951.40
	4770	Yearbook	10,465.10	4,600.00	355.50	0.00	14,709.60
	4780	Youth to Youth	0.00	0.00	0.00	0.00	0.00
		<b>D Totals:</b>	<b>36,990.92</b>	<b>4,740.00</b>	<b>2,752.32</b>	<b>0.00</b>	<b>38,978.60</b>

## Current Cash Balance

Sorted by Site ID, Group ID, Activity ID.

From 07/01/2021 to 07/31/2021.

Site ID Group ID	Site Name Group Name	Activity ID	Activity Name	Beginning Cash	Receipts	Disbursements	Adjustments	Cash Balance
<b>E</b>	<b>ADMINISTRATIVE CUSTODIAL</b>							
	5027		Fines-Textbooks	564.51	0.00	1,114.50	0.00	-549.99
	5040		Fundraising-General	0.00	700.00	0.00	0.00	700.00
	5050		HAL	395.91	0.00	0.00	0.00	395.91
	5060		Hospitality	1,128.06	0.00	121.64	0.00	1,006.42
	5070		Library	8,720.34	0.00	0.00	0.00	8,720.34
	5100		Other Adm Custodial	0.00	0.00	0.00	0.00	0.00
	5115		Field Trips-Curriculum Related	5,687.66	0.00	0.00	0.00	5,687.66
	5120		P.E.	928.80	0.00	0.00	0.00	928.80
	5127		6th Grade Field Trips-Curriculum Related	0.00	0.00	0.00	0.00	0.00
	5128		7th Grade Field Trips-Curriculum Related	30.00	0.00	0.00	0.00	30.00
	5129		8th Grade Field Trips-Curriculum Related	0.00	0.00	0.00	0.00	0.00
	5140		PayBac	3,374.79	0.00	0.00	0.00	3,374.79
	5165		Logo Sales	24,297.60	0.00	5,575.44	0.00	18,722.16
	5175		Student Scholarships	1,536.06	0.00	0.00	0.00	1,536.06
	5180		Teacher Fund/Grants	363.01	0.00	0.00	0.00	363.01
	5185		Technology	0.00	0.00	0.00	0.00	0.00
	5191		6th Grade	0.00	0.00	0.00	0.00	0.00
	5192		7th Grade	184.09	0.00	0.00	0.00	184.09
	5193		8th Grade	168.85	0.00	0.00	0.00	168.85
	<b>E Totals:</b>			<b>47,379.68</b>	<b>700.00</b>	<b>6,811.58</b>	<b>0.00</b>	<b>41,268.10</b>
<b>Q</b>	<b>STUDENT FEE FUND</b>							
	7060		6th Grade Field Trips	0.00	0.00	0.00	0.00	0.00
	7070		7th Grade Field Trips	0.00	0.00	0.00	0.00	0.00
	7080		8th Grade Field Trips	0.00	0.00	0.00	0.00	0.00
	7100		After School Program	40,463.44	490.00	14,124.98	0.00	26,828.46
	7140		Mini-Classes	0.00	0.00	0.00	0.00	0.00
	7150		Jumpstart	0.00	0.00	0.00	0.00	0.00
	7160		Participation Fees - Athletics	628.26	0.00	0.00	0.00	628.26
	7170		Participation Fees - Clubs & Orgs	40.00	0.00	0.00	0.00	40.00
	7195		HAL Field Trips	0.00	0.00	0.00	0.00	0.00
	7901		Student Transportation	0.00	1,110.00	0.00	0.00	1,110.00
	<b>Q Totals:</b>			<b>41,131.70</b>	<b>1,600.00</b>	<b>14,124.98</b>	<b>0.00</b>	<b>28,606.72</b>
<b>S</b>	<b>ATHLETIC</b>							
	9050		Athletic-General	3,000.00	0.00	1,406.96	0.00	1,593.04
	9070		Miscellaneous Receipts	0.00	0.00	0.00	0.00	0.00
	<b>S Totals:</b>			<b>3,000.00</b>	<b>0.00</b>	<b>1,406.96</b>	<b>0.00</b>	<b>1,593.04</b>

# Current Cash Balance

Sorted by Site ID, Group ID, Activity ID.  
From 07/01/2021 to 07/31/2021.

Site ID	Site Name						Cash Balance
Group ID	Group Name						
Activity ID	Activity Name	Beginning Cash	Receipts	Disbursements	Adjustments	Cash Balance	
<b>KMS Activity Totals:</b>		195,388.90	11,859.92	25,768.14	0.00	181,480.68	
		Begin Balance	Transfers	Receipts	Disbursements	Adjustments	End Balance
KMS Checking:				11,859.92	25,768.14		
KMS Investment:							
KMS Bank Balances:		195,388.90		11,859.92	25,768.14	0.00	181,480.68



# Current Cash Balance

Sorted by Site ID, Group ID, Activity ID.

From 07/01/2021 to 07/31/2021.

Site ID	Site Name						
Group ID	Group Name						
Activity ID	Activity Name	Beginning Cash	Receipts	Disbursements	Adjustments	Cash Balance	
<b>NMS</b>	<b>North Middle School</b>						
<b>A</b>	<b>ACTIVITY GENERAL</b>						
1010	General Admin	19,856.50	8.69	63.00	0.00	19,802.19	
1016	Rev Trak Fees	0.00	0.00	0.00	0.00	0.00	
1018	School Pay Fees	50.57	81.77	102.28	0.00	30.06	
1030	Staff Vending	-1.25	0.00	0.00	0.00	-1.25	
1035	Student Vending	0.00	0.00	0.00	0.00	0.00	
1036	NMS Spiritwear	2,071.40	0.00	0.00	0.00	2,071.40	
1037	Mustang Express-O	1,234.08	0.00	0.00	0.00	1,234.08	
1040	Donations	39,269.55	95.00	0.00	0.00	39,364.55	
1052	Service Learning	32.00	0.00	0.00	0.00	32.00	
1105	Laptop Insurance	260.00	1,020.00	0.00	0.00	1,280.00	
1106	Laptop Loss/Damage	2,980.50	0.00	0.00	0.00	2,980.50	
1170	Wellness	0.00	0.00	0.00	0.00	0.00	
	<b>A Totals:</b>	<b>65,753.35</b>	<b>1,205.46</b>	<b>165.28</b>	<b>0.00</b>	<b>66,793.53</b>	
<b>B</b>	<b>Athletics-Girls</b>						
2003	Entry Fees - Girls	0.00	0.00	0.00	0.00	0.00	
2013	Misc. Expenditures - Girls	0.00	0.00	0.00	0.00	0.00	
2063	Misc. Expenditures - Girls Basketball	0.00	0.00	0.00	0.00	0.00	
	<b>B Totals:</b>	<b>0.00</b>	<b>0.00</b>	<b>0.00</b>	<b>0.00</b>	<b>0.00</b>	
<b>C</b>	<b>Athletics-Boys</b>						
3003	Entry Fees - Boys	0.00	0.00	0.00	0.00	0.00	
3013	Misc. Expenditures - Boys	0.00	0.00	0.00	0.00	0.00	
3515	Misc. Expenditures - Boys Football	0.00	0.00	2,232.00	0.00	-2,232.00	
	<b>C Totals:</b>	<b>0.00</b>	<b>0.00</b>	<b>2,232.00</b>	<b>0.00</b>	<b>-2,232.00</b>	

# Current Cash Balance

Sorted by Site ID, Group ID, Activity ID.  
From 07/01/2021 to 07/31/2021.

Site ID	Site Name	Beginning Cash	Receipts	Disbursements	Adjustments	Cash Balance
Group ID	Group Name					
Activity ID	Activity Name					
<b>D</b>	<b>CLUBS AND ORGANIZATIONS</b>					
4040	Art	435.65	0.00	0.00	0.00	435.65
4045	Art Projects	362.69	0.00	0.00	0.00	362.69
4059	Band Camp	0.00	0.00	0.00	0.00	0.00
4060	Band	222.03	0.00	0.00	0.00	222.03
4130	Chess Club	0.00	0.00	0.00	0.00	0.00
4140	Choir	15.00	0.00	0.00	0.00	15.00
4170	Cross Country Club	-264.17	0.00	0.00	0.00	-264.17
4220	Drama Club	16,557.41	0.00	75.00	0.00	16,482.41
4260	FCS Club	0.00	0.00	0.00	0.00	0.00
4265	FCS Projects	0.00	0.00	0.00	0.00	0.00
4290	Forensics	101.00	0.00	0.00	0.00	101.00
4370	Industrial Arts	880.64	0.00	0.00	0.00	880.64
4380	International Club	307.10	0.00	0.00	0.00	307.10
4530	Orchestra	1,127.51	0.00	0.00	0.00	1,127.51
4540	Other Clubs	0.00	0.00	0.00	0.00	0.00
4600	Robotics & Engineering Club	321.49	0.00	0.00	0.00	321.49
4645	Show Choir	10,771.30	0.00	570.44	0.00	10,200.86
4710	Student Council	12,477.89	0.00	0.00	0.00	12,477.89
4726	Unified Sports	697.08	0.00	0.00	0.00	697.08
4729	Unified Classroom	133.98	0.00	0.00	0.00	133.98
4750	Volunteer Club	0.00	0.00	0.00	0.00	0.00
4770	Yearbook	710.53	0.00	0.00	0.00	710.53
4780	Youth to Youth	0.00	0.00	0.00	0.00	0.00
	<b>D Totals:</b>	<b>44,857.13</b>	<b>0.00</b>	<b>645.44</b>	<b>0.00</b>	<b>44,211.69</b>
<b>E</b>	<b>ADMINISTRATIVE CUSTODIAL</b>					
5020	Fines	361.22	0.00	0.00	0.00	361.22
5027	Fines-Textbooks	82.90	0.00	0.00	0.00	82.90
5040	Fundraising-General	23,628.96	0.00	0.00	0.00	23,628.96
5050	HAL	246.25	0.00	0.00	0.00	246.25
5060	Hospitality	999.53	0.00	0.00	0.00	999.53
5070	Library	3,118.71	5.99	0.00	0.00	3,124.70
5100	Other Adm Custodial	3,992.42	0.00	0.00	0.00	3,992.42
5115	Field Trips-Curriculum Related	0.00	0.00	0.00	0.00	0.00
5120	P.E.	0.00	0.00	0.00	0.00	0.00
5127	6th Grade Field Trips-Curriculum Related	325.80	0.00	0.00	0.00	325.80
5128	7th Grade Field Trips-Curriculum Related	0.00	0.00	0.00	0.00	0.00
5129	8th Grade Field Trips-Curriculum Related	0.00	0.00	0.00	0.00	0.00
5175	Student Scholarships	0.00	0.00	0.00	0.00	0.00
5200	Outdoor Learning Environment	0.00	0.00	0.00	0.00	0.00
5215	Special Events	2,596.59	0.00	0.00	0.00	2,596.59
5220	Site Improvements	19,153.13	0.00	0.00	0.00	19,153.13
	<b>E Totals:</b>	<b>54,505.51</b>	<b>5.99</b>	<b>0.00</b>	<b>0.00</b>	<b>54,511.50</b>

# Current Cash Balance

Sorted by Site ID, Group ID, Activity ID.  
From 07/01/2021 to 07/31/2021.

Site ID Group ID	Site Name Group Name	Activity ID	Activity Name	Beginning Cash	Receipts	Disbursements	Adjustments	Cash Balance
<b>Q</b>								
<b>STUDENT FEE FUND</b>								
7060			6th Grade Field Trips	0.00	0.00	0.00	0.00	0.00
7070			7th Grade Field Trips	0.00	0.00	0.00	0.00	0.00
7080			8th Grade Field Trips	0.00	0.00	0.00	0.00	0.00
7100			After School Program	30,115.56	600.00	0.00	0.00	30,715.56
7150			Jumpstart	791.11	460.00	0.00	0.00	1,251.11
7160			Participation Fees - Athletics	0.00	0.00	0.00	0.00	0.00
7170			Participation Fees - Clubs & Orgs	0.00	0.00	0.00	0.00	0.00
7195			HAL Field Trips	0.00	0.00	0.00	0.00	0.00
7200			Outdoor Ed	0.00	0.00	0.00	0.00	0.00
7900			Field Trips-Other	0.00	0.00	0.00	0.00	0.00
7901			Student Transportation	0.00	180.00	0.00	0.00	180.00
<b>Q Totals:</b>				30,906.67	1,240.00	0.00	0.00	32,146.67
<b>S</b>								
<b>ATHLETIC</b>								
9030			Concessions	0.00	0.00	0.00	0.00	0.00
9050			Athletic-General	1,202.88	0.00	148.06	0.00	1,054.82
9070			Miscellaneous Receipts	0.00	0.00	0.00	0.00	0.00
9110			Activities	0.00	0.00	0.00	0.00	0.00
<b>S Totals:</b>				1,202.88	0.00	148.06	0.00	1,054.82
<b>NMS Activity Totals:</b>				197,225.54	2,451.45	3,190.78	0.00	196,486.21

	Begin Balance	Transfers	Receipts	Disbursements	Adjustments	End Balance
NMS Checking:			2,451.45	3,190.78		
NMS Investment:						
<b>NMS Bank Balances:</b>	197,225.54		2,451.45	3,190.78	0.00	196,486.21

# Current Cash Balance

Sorted by Site ID, Group ID, Activity ID.  
From 07/01/2021 to 07/31/2021.

Site ID	Site Name					
Group ID	Group Name					
Activity ID	Activity Name	Beginning Cash	Receipts	Disbursements	Adjustments	Cash Balance
<b>RMS</b>	<b>Russell Middle School</b>					
<b>A</b>	<b>ACTIVITY GENERAL</b>					
1010	General Admin	3,892.00	4.73	4,326.54	0.00	-429.81
1016	Rev Trak Fees	0.00	0.00	0.00	0.00	0.00
1018	School Pay Fees	-132.32	337.84	0.00	0.00	205.52
1030	Staff Vending	93.50	0.00	0.00	0.00	93.50
1035	Student Vending	171.92	0.00	0.00	0.00	171.92
1039	Donations-Special Projects	0.00	0.00	0.00	0.00	0.00
1040	Donations	1,831.99	640.00	78.19	0.00	2,393.80
1041	Donations Students	308.29	0.00	0.00	0.00	308.29
1048	Parent Involvement Activities	-502.74	330.00	0.00	0.00	-172.74
1049	Food Pantry	215.00	0.00	0.00	0.00	215.00
1070	Start Up Cash	0.00	0.00	0.00	0.00	0.00
1105	Laptop Insurance	0.00	7,309.00	0.00	0.00	7,309.00
1106	Laptop Loss/Damage	0.00	48.00	0.00	0.00	48.00
1170	Wellness	0.00	0.00	0.00	0.00	0.00
	<b>A Totals:</b>	<b>5,877.64</b>	<b>8,669.57</b>	<b>4,404.73</b>	<b>0.00</b>	<b>10,142.48</b>
<b>B</b>	<b>Athletics-Girls</b>					
2013	Misc. Expenditures - Girls	-142.77	0.00	0.00	0.00	-142.77
	<b>B Totals:</b>	<b>-142.77</b>	<b>0.00</b>	<b>0.00</b>	<b>0.00</b>	<b>-142.77</b>
<b>C</b>	<b>Athletics-Boys</b>					
3003	Entry Fees - Boys	0.00	0.00	0.00	0.00	0.00
3013	Misc. Expenditures - Boys	2,010.82	0.00	0.00	0.00	2,010.82
	<b>C Totals:</b>	<b>2,010.82</b>	<b>0.00</b>	<b>0.00</b>	<b>0.00</b>	<b>2,010.82</b>

# Current Cash Balance

Sorted by Site ID, Group ID, Activity ID.  
From 07/01/2021 to 07/31/2021.

Site ID	Site Name					
Group ID	Group Name					
Activity ID	Activity Name	Beginning Cash	Receipts	Disbursements	Adjustments	Cash Balance
<b>D</b>	<b>CLUBS AND ORGANIZATIONS</b>					
4040	Art	245.58	0.00	0.00	0.00	245.58
4046	Crafts	92.31	0.00	0.00	0.00	92.31
4059	Band Camp	6,117.42	-170.00	610.00	0.00	5,337.42
4060	Band	68.16	0.00	0.00	0.00	68.16
4170	Cross Country Club	900.60	0.00	0.00	0.00	900.60
4180	Culinary	1,650.03	0.00	0.00	0.00	1,650.03
4260	FCS Club	0.00	0.00	0.00	0.00	0.00
4370	Industrial Arts	4,671.94	0.00	0.00	0.00	4,671.94
4500	Music	-264.89	93.20	352.15	0.00	-523.84
4503	Music-Musicals	5,355.26	0.00	157.98	0.00	5,197.28
4530	Orchestra	264.16	0.00	0.00	0.00	264.16
4532	Summer Camps	0.00	0.00	0.00	0.00	0.00
4533	Orchestra Camp	6,991.42	0.00	559.40	0.00	6,432.02
4540	Other Clubs	0.00	0.00	0.00	0.00	0.00
4600	Robotics & Engineering Club	0.00	0.00	0.00	0.00	0.00
4641	School Spirit Leaders Club	0.00	0.00	0.00	0.00	0.00
4647	Show Choir Camp	13,669.50	630.00	229.24	0.00	14,070.26
4710	Student Council	3,124.86	240.00	41.89	0.00	3,322.97
4750	Volunteer Club	0.00	0.00	0.00	0.00	0.00
4770	Yearbook	16,337.99	0.00	9,199.00	0.00	7,138.99
	<b>D Totals:</b>	<b>59,224.34</b>	<b>793.20</b>	<b>11,149.66</b>	<b>0.00</b>	<b>48,867.88</b>
<b>E</b>	<b>ADMINISTRATIVE CUSTODIAL</b>					
5008	Surplus Sales	6,384.92	0.00	989.33	0.00	5,395.59
5013	Carnival	-1,436.03	0.00	0.00	0.00	-1,436.03
5025	Fines - Library Book	0.00	0.00	0.00	0.00	0.00
5027	Fines-Textbooks	471.61	0.00	0.00	0.00	471.61
5030	Counseling Center	528.36	0.00	118.57	0.00	409.79
5040	Fundraising-General	955.00	0.00	136.79	0.00	818.21
5060	Hospitality	-77.31	0.00	12.61	0.00	-89.92
5070	Library	1,063.93	34.53	0.00	0.00	1,098.46
5095	Montessori Fundraising	13,507.28	0.00	0.00	-13,507.28	0.00
5100	Other Adm Custodial	100.00	0.00	0.00	0.00	100.00
5110	Other Student Activities	0.00	0.00	0.00	0.00	0.00
5112	Montessori Field Trips	0.00	0.00	0.00	0.00	0.00
5114	Montessori 6th	179.02	0.00	0.00	0.00	179.02
5115	Field Trips-Curriculum Related	0.00	0.00	0.00	0.00	0.00
5119	Montessori 6-8	-1,071.82	0.00	0.00	13,507.28	12,435.46
5120	P.E.	230.90	0.00	0.00	0.00	230.90
5127	6th Grade Field Trips-Curriculum Related	-338.75	0.00	0.00	0.00	-338.75
5128	7th Grade Field Trips-Curriculum Related	0.00	0.00	0.00	0.00	0.00
5129	8th Grade Field Trips-Curriculum Related	0.00	0.00	0.00	0.00	0.00
5165	Logo Sales	2,332.14	0.00	0.00	0.00	2,332.14
	<b>E Totals:</b>	<b>22,829.25</b>	<b>34.53</b>	<b>1,257.30</b>	<b>0.00</b>	<b>21,606.48</b>

## Current Cash Balance

Sorted by Site ID, Group ID, Activity ID.  
From 07/01/2021 to 07/31/2021.

Site ID Group ID	Site Name Group Name	Activity ID	Activity Name	Beginning Cash	Receipts	Disbursements	Adjustments	Cash Balance
Q	STUDENT FEE FUND							
	7100		After School Program	8,635.11	450.00	728.13	0.00	8,356.98
	7150		Jumpstart	4,388.05	770.00	0.00	0.00	5,158.05
	7160		Participation Fees - Athletics	0.00	515.00	0.00	0.00	515.00
	7170		Participation Fees - Clubs & Orgs	0.00	190.00	0.00	0.00	190.00
	7900		Field Trips-Other	0.00	0.00	0.00	0.00	0.00
	7901		Student Transportation	0.00	450.00	0.00	0.00	450.00
			<b>Q Totals:</b>	<b>13,023.16</b>	<b>2,375.00</b>	<b>728.13</b>	<b>0.00</b>	<b>14,670.03</b>
S	ATHLETIC							
	9050		Athletic-General	8,383.55	100.00	2,210.75	0.00	6,272.80
	9070		Miscellaneous Receipts	0.00	0.00	0.00	0.00	0.00
			<b>S Totals:</b>	<b>8,383.55</b>	<b>100.00</b>	<b>2,210.75</b>	<b>0.00</b>	<b>6,272.80</b>
			<b>RMS Activity Totals:</b>	<b>111,205.99</b>	<b>11,972.30</b>	<b>19,750.57</b>	<b>0.00</b>	<b>103,427.72</b>

	Begin Balance	Transfers	Receipts	Disbursements	Adjustments	End Balance
RMS Checking:			11,972.30	19,750.57		
RMS Investment:						
RMS Bank Balances:	111,205.99		11,972.30	19,750.57	0.00	103,427.72

# Current Cash Balance

Sorted by Site ID, Group ID, Activity ID.  
From 07/01/2021 to 07/31/2021.

Site ID	Site Name	Beginning Cash	Receipts	Disbursements	Adjustments	Cash Balance
Group ID	Group Name					
Activity ID	Activity Name					
<b>Horizon Keith Lutz Horizon High School</b>						
<b>A</b>	<b>ACTIVITY GENERAL</b>					
1010	General Admin	4,383.16	0.31	-14.08	0.00	4,397.55
1016	Rev Trak Fees	0.00	0.00	0.00	0.00	0.00
1018	School Pay Fees	-52.66	0.00	14.08	0.00	-66.74
1030	Staff Vending	173.35	0.00	0.00	0.00	173.35
1105	Laptop Insurance	0.00	0.00	0.00	0.00	0.00
1106	Laptop Loss/Damage	0.00	0.00	0.00	0.00	0.00
<b>A Totals:</b>		4,503.85	0.31	0.00	0.00	4,504.16
<b>D</b>	<b>CLUBS AND ORGANIZATIONS</b>					
4365	HOSA	1,499.57	0.00	0.00	0.00	1,499.57
4650	Skills USA	0.00	0.00	0.00	0.00	0.00
4710	Student Council	588.04	0.00	0.00	0.00	588.04
4770	Yearbook	0.00	0.00	0.00	0.00	0.00
4790	BLM Academy	0.00	0.00	0.00	0.00	0.00
<b>D Totals:</b>		2,087.61	0.00	0.00	0.00	2,087.61
<b>E</b>	<b>ADMINISTRATIVE CUSTODIAL</b>					
5025	Fines - Library Book	180.63	0.00	0.00	0.00	180.63
5027	Fines-Textbooks	3.45	0.00	0.00	0.00	3.45
5040	Fundraising-General	430.96	0.00	0.00	0.00	430.96
5115	Field Trips-Curriculum Related	0.00	0.00	0.00	0.00	0.00
<b>E Totals:</b>		615.04	0.00	0.00	0.00	615.04
<b>S</b>	<b>ATHLETIC</b>					
9070	Miscellaneous Receipts	0.00	0.00	0.00	0.00	0.00
<b>S Totals:</b>		0.00	0.00	0.00	0.00	0.00
<b>Horizon Activity Totals:</b>		7,206.50	0.31	0.00	0.00	7,206.81
<hr/>						
	Begin Balance	Transfers	Receipts	Disbursements	Adjustments	End Balance
	Horizon Checking:		0.31	0.00		
	Horizon Investment:					
	Horizon Bank Balances:	7,206.50	0.31	0.00	0.00	7,206.81

# Current Cash Balance

Sorted by Site ID, Group ID, Activity ID.  
From 07/01/2021 to 07/31/2021.

Site ID	Site Name						
Group ID	Group Name						
Activity ID	Activity Name	Beginning Cash	Receipts	Disbursements	Adjustments	Cash Balance	
NHS	Millard North High School						
A	ACTIVITY GENERAL						
1010	General Admin	7,920.85	0.00	523.28	0.00	7,397.57	
1016	Rev Trak Fees	-1,402.73	0.00	0.00	0.00	-1,402.73	
1017	Returned Checks	0.00	0.00	0.00	0.00	0.00	
1018	School Pay Fees	-689.94	845.28	0.00	0.00	155.34	
1025	Savings	-328,751.10	0.00	0.00	-22.64	-328,773.74	
1030	Staff Vending	2,760.73	98.13	0.00	0.00	2,858.86	
1035	Student Vending	0.00	0.00	0.00	0.00	0.00	
1040	Donations	2,625.47	50.00	0.00	0.00	2,675.47	
1050	Projects/Support	628.18	0.00	0.00	0.00	628.18	
1070	Start Up Cash	-6,768.66	38.00	0.00	0.00	-6,730.66	
1090	Other Revenue	6,693.30	0.00	0.00	22.64	6,715.94	
1105	Laptop Insurance	0.00	3,940.00	0.00	0.00	3,940.00	
1106	Laptop Loss/Damage	253.40	443.00	0.00	0.00	696.40	
1110	Extracurr Transportation	0.00	0.00	0.00	0.00	0.00	
<b>A Totals:</b>		-316,730.50	5,414.41	523.28	0.00	-311,839.37	



## Current Cash Balance

Sorted by Site ID, Group ID, Activity ID.

From 07/01/2021 to 07/31/2021.

Site ID	Site Name	Beginning Cash	Receipts	Disbursements	Adjustments	Cash Balance
Group ID	Group Name					
Activity ID	Activity Name					
B	Athletics-Girls					
2001	Awards - Girls	0.00	0.00	0.00	0.00	0.00
2002	Camps - Girls	7,153.74	0.00	0.00	0.00	7,153.74
2003	Entry Fees - Girls	0.00	0.00	0.00	0.00	0.00
2004	Equipment - Girls	0.00	0.00	0.00	0.00	0.00
2005	Lodging - Girls	0.00	0.00	0.00	0.00	0.00
2006	Meals - Girls	0.00	0.00	0.00	0.00	0.00
2007	Officials - Girls	0.00	0.00	0.00	0.00	0.00
2008	Prof Devel - Girls	0.00	0.00	0.00	0.00	0.00
2009	Scouting - Girls	0.00	0.00	0.00	0.00	0.00
2010	Security - Girls	0.00	0.00	0.00	0.00	0.00
2011	Transportation - Girls	0.00	0.00	0.00	0.00	0.00
2012	Uniforms/Apparel - Girls	0.00	0.00	0.00	0.00	0.00
2013	Misc. Expenditures - Girls	0.00	0.00	0.00	0.00	0.00
2051	Awards - Girls Basketball	0.00	0.00	0.00	0.00	0.00
2052	Camps - Girls Basketball	8,458.76	25.00	4,587.53	0.00	3,896.23
2053	Entry Fees - Girls Basketball	0.00	0.00	0.00	0.00	0.00
2054	Equipment - Girls Basketball	0.00	0.00	0.00	0.00	0.00
2055	Lodging - Girls Basketball	0.00	0.00	0.00	0.00	0.00
2056	Meals - Girls Basketball	0.00	0.00	0.00	0.00	0.00
2057	Officials - Girls Basketball	0.00	0.00	0.00	0.00	0.00
2058	Prof. Development - Girls Basketball	0.00	0.00	0.00	0.00	0.00
2059	Scouting - Girls Basketball	0.00	0.00	0.00	0.00	0.00
2060	Security - Girls Basketball	0.00	0.00	0.00	0.00	0.00
2061	Transportation - Girls Basketball	0.00	0.00	0.00	0.00	0.00
2062	Uniforms/Apparel - Girls Basketball	0.00	0.00	0.00	0.00	0.00
2063	Misc. Expenditures - Girls Basketball	0.00	0.00	0.00	0.00	0.00
2101	Awards - Girls Cross Country	0.00	0.00	0.00	0.00	0.00
2102	Camps - Girls Cross Country	1,639.24	0.00	570.11	0.00	1,069.13
2103	Entry Fees - Girls Cross Country	0.00	0.00	0.00	0.00	0.00
2104	Equipment - Girls Cross Country	0.00	0.00	0.00	0.00	0.00
2105	Lodging - Girls Cross Country	0.00	0.00	0.00	0.00	0.00
2106	Meals - Girls Cross Country	0.00	0.00	0.00	0.00	0.00
2107	Officials - Girls Cross Country	0.00	0.00	0.00	0.00	0.00
2108	Prof. Development - Girls Cross Country	0.00	0.00	0.00	0.00	0.00
2109	Scouting - Girls Cross Country	0.00	0.00	0.00	0.00	0.00
2110	Security - Girls Cross Country	0.00	0.00	0.00	0.00	0.00
2111	Transportation - Girls Cross Country	0.00	0.00	0.00	0.00	0.00
2112	Uniforms/Apparel - Girls Cross Country	0.00	0.00	0.00	0.00	0.00
2113	Misc. Expenditures - Girls Cross Country	0.00	0.00	0.00	0.00	0.00
2151	Awards - Girls Golf	0.00	0.00	0.00	0.00	0.00
2152	Camps - Girls Golf	-2,618.66	0.00	0.00	0.00	-2,618.66
2153	Entry Fees - Girls Golf	0.00	0.00	0.00	0.00	0.00
2154	Equipment - Girls Golf	0.00	0.00	0.00	0.00	0.00
2155	Lodging - Girls Golf	0.00	0.00	0.00	0.00	0.00

# Current Cash Balance

Sorted by Site ID, Group ID, Activity ID.

From 07/01/2021 to 07/31/2021.

Site ID Group ID	Site Name Group Name	Activity ID	Activity Name	Beginning Cash	Receipts	Disbursements	Adjustments	Cash Balance
2156			Meals - Girls Golf	0.00	0.00	0.00	0.00	0.00
2157			Officials - Girls Golf	0.00	0.00	0.00	0.00	0.00
2158			Prof. Development - Girls Golf	0.00	0.00	0.00	0.00	0.00
2159			Scouting - Girls Golf	0.00	0.00	0.00	0.00	0.00
2160			Security - Girls Golf	0.00	0.00	0.00	0.00	0.00
2161			Transportation - Girls Golf	0.00	0.00	0.00	0.00	0.00
2162			Uniforms/Apparel - Girls Golf	0.00	0.00	0.00	0.00	0.00
2163			Misc. Expenditures - Girls Golf	0.00	0.00	0.00	0.00	0.00
2201			Awards - Girls Soccer	0.00	0.00	0.00	0.00	0.00
2202			Camps - Girls Soccer	11,031.63	0.00	691.62	0.00	10,340.01
2203			Entry Fees - Girls Soccer	0.00	0.00	0.00	0.00	0.00
2204			Equipment - Girls Soccer	0.00	0.00	0.00	0.00	0.00
2205			Lodging - Girls Soccer	0.00	0.00	0.00	0.00	0.00
2206			Meals - Girls Soccer	0.00	0.00	0.00	0.00	0.00
2207			Officials - Girls Soccer	0.00	0.00	0.00	0.00	0.00
2208			Prof. Development - Girls Soccer	0.00	0.00	0.00	0.00	0.00
2209			Scouting - Girls Soccer	0.00	0.00	0.00	0.00	0.00
2210			Security - Girls Soccer	0.00	0.00	0.00	0.00	0.00
2211			Transportation - Girls Soccer	0.00	0.00	0.00	0.00	0.00
2212			Uniforms/Apparel - Girls Soccer	0.00	0.00	0.00	0.00	0.00
2213			Misc. Expenditures - Girls Soccer	0.00	0.00	0.00	0.00	0.00
2251			Awards - Girls Swimming	0.00	0.00	0.00	0.00	0.00
2252			Camps - Girls Swimming	1,921.93	0.00	0.00	0.00	1,921.93
2253			Entry Fees - Girls Swimming	0.00	0.00	0.00	0.00	0.00
2254			Equipment - Girls Swimming	0.00	0.00	0.00	0.00	0.00
2255			Lodging - Girls Swimming	0.00	0.00	0.00	0.00	0.00
2256			Meals - Girls Swimming	0.00	0.00	0.00	0.00	0.00
2257			Officials - Girls Swimming	0.00	0.00	0.00	0.00	0.00
2258			Prof. Development - Girls Swimming	0.00	0.00	0.00	0.00	0.00
2259			Scouting - Girls Swimming	0.00	0.00	0.00	0.00	0.00
2260			Security - Girls Swimming	0.00	0.00	0.00	0.00	0.00
2261			Transportation - Girls Swimming	0.00	0.00	0.00	0.00	0.00
2262			Uniforms/Apparel - Girls Swimming	0.00	0.00	0.00	0.00	0.00
2263			Misc. Expenditures - Girls Swimming	0.00	0.00	0.00	0.00	0.00
2301			Awards - Girls Tennis	0.00	0.00	0.00	0.00	0.00
2302			Camps - Girls Tennis	3,096.83	114.56	585.98	0.00	2,625.41
2303			Entry Fees - Girls Tennis	0.00	0.00	0.00	0.00	0.00
2304			Equipment - Girls Tennis	0.00	0.00	0.00	0.00	0.00
2305			Lodging - Girls Tennis	0.00	0.00	0.00	0.00	0.00
2306			Meals - Girls Tennis	0.00	0.00	0.00	0.00	0.00
2307			Officials - Girls Tennis	0.00	0.00	0.00	0.00	0.00
2308			Prof. Development - Girls Tennis	0.00	0.00	0.00	0.00	0.00
2309			Scouting - Girls Tennis	0.00	0.00	0.00	0.00	0.00
2310			Security - Girls Tennis	0.00	0.00	0.00	0.00	0.00
2311			Transportation - Girls Tennis	0.00	0.00	0.00	0.00	0.00

# Current Cash Balance

Sorted by Site ID, Group ID, Activity ID.

From 07/01/2021 to 07/31/2021.

Site ID Group ID	Site Name Group Name	Activity ID	Activity Name	Beginning Cash	Receipts	Disbursements	Adjustments	Cash Balance
2312			Uniforms/Apparel - Girls Tennis	0.00	0.00	0.00	0.00	0.00
2313			Misc. Expenditures - Girls Tennis	0.00	0.00	0.00	0.00	0.00
2351			Awards - Girls Track	0.00	0.00	0.00	0.00	0.00
2352			Camps - Girls Track	5,212.89	60.00	1,391.66	0.00	3,881.23
2353			Entry Fees - Girls Track	0.00	0.00	0.00	0.00	0.00
2354			Equipment - Girls Track	0.00	0.00	0.00	0.00	0.00
2355			Lodging - Girls Track	0.00	0.00	0.00	0.00	0.00
2356			Meals - Girls Track	0.00	0.00	0.00	0.00	0.00
2357			Officials - Girls Track	0.00	0.00	0.00	0.00	0.00
2358			Prof. Development - Girls Track	0.00	0.00	0.00	0.00	0.00
2359			Scouting - Girls Track	0.00	0.00	0.00	0.00	0.00
2360			Security - Girls Track	0.00	0.00	0.00	0.00	0.00
2361			Transportation - Girls Track	0.00	0.00	0.00	0.00	0.00
2362			Uniforms/Apparel - Girls Track	0.00	0.00	0.00	0.00	0.00
2363			Misc. Expenditures - Girls Track	0.00	0.00	0.00	0.00	0.00
2401			Awards - Girls Volleyball	0.00	0.00	0.00	0.00	0.00
2402			Camps - Girls Volleyball	9,486.48	517.65	92.37	0.00	9,911.76
2403			Entry Fees - Girls Volleyball	0.00	0.00	0.00	0.00	0.00
2404			Equipment - Girls Volleyball	0.00	0.00	1,775.90	0.00	-1,775.90
2405			Lodging - Girls Volleyball	0.00	0.00	0.00	0.00	0.00
2406			Meals - Girls Volleyball	0.00	0.00	0.00	0.00	0.00
2407			Officials - Girls Volleyball	0.00	0.00	0.00	0.00	0.00
2408			Prof. Development - Girls Volleyball	0.00	0.00	0.00	0.00	0.00
2409			Scouting - Girls Volleyball	0.00	0.00	0.00	0.00	0.00
2410			Security - Girls Volleyball	0.00	0.00	0.00	0.00	0.00
2411			Transportation - Girls Volleyball	0.00	0.00	0.00	0.00	0.00
2412			Uniforms/Apparel - Girls Volleyball	0.00	0.00	0.00	0.00	0.00
2413			Misc. Expenditures - Girls Volleyball	0.00	0.00	0.00	0.00	0.00
2451			Awards - Girls Softball	0.00	0.00	0.00	0.00	0.00
2452			Camps - Girls Softball	9,336.91	1,535.00	2,242.38	0.00	8,629.53
2453			Entry Fees - Girls Softball	0.00	0.00	0.00	0.00	0.00
2454			Equipment - Girls Softball	0.00	0.00	0.00	0.00	0.00
2455			Lodging - Girls Softball	0.00	0.00	0.00	0.00	0.00
2456			Meals - Girls Softball	0.00	0.00	0.00	0.00	0.00
2457			Officials - Girls Softball	0.00	0.00	0.00	0.00	0.00
2458			Prof. Development - Girls Softball	0.00	0.00	0.00	0.00	0.00
2459			Scouting - Girls Softball	0.00	0.00	0.00	0.00	0.00
2460			Security - Girls Softball	0.00	0.00	0.00	0.00	0.00
2461			Transportation - Girls Softball	0.00	0.00	0.00	0.00	0.00
2462			Uniforms/Apparel - Girls Softball	0.00	0.00	0.00	0.00	0.00
2463			Misc. Expenditures - Girls Softball	0.00	0.00	0.00	0.00	0.00
2502			Camps-Girls Bowling	356.88	0.00	0.00	0.00	356.88
2601			Awards-Girls Unified Sports	0.00	0.00	0.00	0.00	0.00
2602			Camps-Girls Unified Sports	-72.23	0.00	0.00	0.00	-72.23
2603			Entry Fees-Girls Unified Sports	0.00	0.00	0.00	0.00	0.00

# Current Cash Balance

Sorted by Site ID, Group ID, Activity ID.  
From 07/01/2021 to 07/31/2021.

Site ID Group ID	Site Name Group Name	Activity ID	Activity Name	Beginning Cash	Receipts	Disbursements	Adjustments	Cash Balance
2604			Equipment-Girls Unified Sports	0.00	0.00	0.00	0.00	0.00
2605			Lodging-Girls Unified Sports	0.00	0.00	0.00	0.00	0.00
2606			Meals-Girls Unified Sports	0.00	0.00	0.00	0.00	0.00
2607			Officials-Girls Unified Sports	0.00	0.00	0.00	0.00	0.00
2608			Prof. Development-Girls Unified Sports	0.00	0.00	0.00	0.00	0.00
2609			Scouting-Girls Unified Sports	0.00	0.00	0.00	0.00	0.00
2610			Security-Girls Unified Sports	0.00	0.00	0.00	0.00	0.00
2611			Transportation-Girls Unified Sports	0.00	0.00	0.00	0.00	0.00
2612			Uniforms/Apparel-Girls Unified Sports	0.00	0.00	0.00	0.00	0.00
2613			Misc. Expenditures-Girls Unified Sports	0.00	0.00	0.00	0.00	0.00
<b>B Totals:</b>				55,004.40	2,252.21	11,937.55	0.00	45,319.06

# Current Cash Balance

Sorted by Site ID, Group ID, Activity ID.  
From 07/01/2021 to 07/31/2021.

Site ID	Site Name						
Group ID	Group Name						
	Activity ID	Activity Name	Beginning Cash	Receipts	Disbursements	Adjustments	Cash Balance
C	Athletics-Boys						
	3001	Awards - Boys	0.00	0.00	0.00	0.00	0.00
	3002	Camps - Boys	0.00	0.00	0.00	0.00	0.00
	3003	Entry Fees - Boys	0.00	0.00	0.00	0.00	0.00
	3004	Equipment - Boys	0.00	0.00	0.00	0.00	0.00
	3005	Lodging - Boys	0.00	0.00	0.00	0.00	0.00
	3006	Meals - Boys	0.00	0.00	0.00	0.00	0.00
	3007	Officials - Boys	0.00	0.00	0.00	0.00	0.00
	3008	Prof. Development - Boys	0.00	0.00	0.00	0.00	0.00
	3009	Scouting - Boys	0.00	0.00	0.00	0.00	0.00
	3010	Security - Boys	0.00	0.00	0.00	0.00	0.00
	3012	Uniforms/Apparel - Boys	0.00	0.00	0.00	0.00	0.00
	3013	Misc. Expenditures - Boys	0.00	0.00	0.00	0.00	0.00
	3051	Awards - Boys Basketball	0.00	0.00	0.00	0.00	0.00
	3052	Camps - Boys Basketball	2,374.94	200.00	3,353.98	0.00	-779.04
	3053	Entry Fees - Boys Basketball	0.00	0.00	0.00	0.00	0.00
	3054	Equipment - Boys Basketball	0.00	0.00	0.00	0.00	0.00
	3055	Lodging - Boys Basketball	0.00	0.00	0.00	0.00	0.00
	3056	Meals - Boys Basketball	0.00	0.00	0.00	0.00	0.00
	3057	Officials - Boys Basketball	0.00	0.00	0.00	0.00	0.00
	3058	Prof. Development - Boys Basketball	0.00	0.00	0.00	0.00	0.00
	3059	Scouting - Boys Basketball	0.00	0.00	0.00	0.00	0.00
	3060	Security - Boys Basketball	0.00	0.00	0.00	0.00	0.00
	3061	Transportation - Boys Basketball	0.00	0.00	0.00	0.00	0.00
	3062	Uniforms/Apparel - Boys Basketball	0.00	0.00	0.00	0.00	0.00
	3063	Misc. Expenditures - Boys Basketball	0.00	0.00	0.00	0.00	0.00
	3101	Awards - Boys Cross Country	0.00	0.00	0.00	0.00	0.00
	3102	Camps - Boys Cross Country	781.45	0.00	0.00	0.00	781.45
	3103	Entry Fees - Boys Cross Country	0.00	0.00	0.00	0.00	0.00
	3104	Equipment - Boys Cross Country	0.00	0.00	0.00	0.00	0.00
	3105	Lodging - Boys Cross Country	0.00	0.00	0.00	0.00	0.00
	3106	Meals - Boys Cross Country	0.00	0.00	0.00	0.00	0.00
	3107	Officials - Boys Cross Country	0.00	0.00	0.00	0.00	0.00
	3108	Prof. Development - Boys Cross Country	0.00	0.00	0.00	0.00	0.00
	3109	Scouting - Boys Cross Country	0.00	0.00	0.00	0.00	0.00
	3110	Security - Boys Cross Country	0.00	0.00	0.00	0.00	0.00
	3111	Transportation - Boys Cross Country	0.00	0.00	0.00	0.00	0.00
	3112	Uniforms/Apparel - Boys Cross Country	0.00	0.00	0.00	0.00	0.00
	3113	Misc. Expenditures - Boys Cross Country	0.00	0.00	0.00	0.00	0.00
	3151	Awards - Boys Golf	0.00	0.00	0.00	0.00	0.00
	3152	Camps - Boys Golf	-134.38	0.00	0.00	0.00	-134.38
	3153	Entry Fees - Boys Golf	0.00	0.00	0.00	0.00	0.00
	3154	Equipment - Boys Golf	0.00	0.00	0.00	0.00	0.00
	3155	Lodging - Boys Golf	0.00	0.00	0.00	0.00	0.00
	3156	Meals - Boys Golf	0.00	0.00	0.00	0.00	0.00

# Current Cash Balance

Sorted by Site ID, Group ID, Activity ID.  
From 07/01/2021 to 07/31/2021.

Site ID Group ID	Site Name Group Name	Activity Name	Beginning Cash	Receipts	Disbursements	Adjustments	Cash Balance
3157		Officials - Boys Golf	0.00	0.00	0.00	0.00	0.00
3158		Prof. Development - Boys Golf	0.00	0.00	0.00	0.00	0.00
3159		Scouting - Boys Golf	0.00	0.00	0.00	0.00	0.00
3160		Security - Boys Golf	0.00	0.00	0.00	0.00	0.00
3161		Transportation - Boys Golf	0.00	0.00	0.00	0.00	0.00
3162		Uniforms/Apparel - Boys Golf	0.00	0.00	0.00	0.00	0.00
3163		Misc. Expenditures - Boys Golf	0.00	0.00	0.00	0.00	0.00
3201		Awards - Boys Soccer	0.00	0.00	0.00	0.00	0.00
3202		Camps - Boys Soccer	4,413.72	0.00	1,469.10	0.00	2,944.62
3203		Entry Fees - Boys Soccer	0.00	0.00	0.00	0.00	0.00
3204		Equipment - Boys Soccer	0.00	0.00	0.00	0.00	0.00
3205		Lodging - Boys Soccer	0.00	0.00	0.00	0.00	0.00
3206		Meals - Boys Soccer	0.00	0.00	0.00	0.00	0.00
3207		Officials - Boys Soccer	0.00	0.00	0.00	0.00	0.00
3208		Prof. Development - Boys Soccer	0.00	0.00	0.00	0.00	0.00
3209		Scouting - Boys Soccer	0.00	0.00	0.00	0.00	0.00
3210		Security - Boys Soccer	0.00	0.00	0.00	0.00	0.00
3211		Transportation - Boys Soccer	0.00	0.00	0.00	0.00	0.00
3212		Uniforms/Apparel - Boys Soccer	0.00	0.00	0.00	0.00	0.00
3213		Misc. Expenditures - Boys Soccer	0.00	0.00	0.00	0.00	0.00
3251		Awards - Boys Swimming	0.00	0.00	0.00	0.00	0.00
3252		Camps - Boys Swimming	3,419.07	0.00	0.00	0.00	3,419.07
3253		Entry Fees - Boys Swimming	0.00	0.00	0.00	0.00	0.00
3254		Equipment - Boys Swimming	0.00	0.00	0.00	0.00	0.00
3255		Lodging - Boys Swimming	0.00	0.00	0.00	0.00	0.00
3256		Meals - Boys Swimming	0.00	0.00	0.00	0.00	0.00
3257		Officials - Boys Swimming	0.00	0.00	0.00	0.00	0.00
3258		Prof. Development - Boys Swimming	0.00	0.00	0.00	0.00	0.00
3259		Scouting - Boys Swimming	0.00	0.00	0.00	0.00	0.00
3260		Security - Boys Swimming	0.00	0.00	0.00	0.00	0.00
3261		Transportation - Boys Swimming	0.00	0.00	0.00	0.00	0.00
3262		Uniforms/Apparels - Boys Swimming	0.00	0.00	0.00	0.00	0.00
3263		Misc. Expenditures - Boys Swimming	0.00	0.00	0.00	0.00	0.00
3301		Awards - Boys Tennis	0.00	0.00	0.00	0.00	0.00
3302		Camps - Boys Tennis	48.82	0.00	0.00	0.00	48.82
3303		Entry Fees - Boys Tennis	0.00	0.00	0.00	0.00	0.00
3304		Equipment - Boys Tennis	0.00	0.00	410.00	0.00	-410.00
3305		Lodging - Boys Tennis	0.00	0.00	0.00	0.00	0.00
3306		Meals - Boys Tennis	0.00	0.00	0.00	0.00	0.00
3307		Officials - Boys Tennis	0.00	0.00	0.00	0.00	0.00
3308		Prof. Development - Boys Tennis	0.00	0.00	0.00	0.00	0.00
3309		Scouting - Boys Tennis	0.00	0.00	0.00	0.00	0.00
3310		Security - Boys Tennis	0.00	0.00	0.00	0.00	0.00
3311		Transportation - Boys Tennis	0.00	0.00	0.00	0.00	0.00
3312		Uniforms/Apparel - Boys Tennis	0.00	0.00	0.00	0.00	0.00

# Current Cash Balance

Sorted by Site ID, Group ID, Activity ID.  
From 07/01/2021 to 07/31/2021.

Site ID Group ID	Site Name Group Name	Activity ID	Activity Name	Beginning Cash	Receipts	Disbursements	Adjustments	Cash Balance
3313			Misc. Expenditures - Boys Tennis	0.00	0.00	0.00	0.00	0.00
3351			Awards - Boys Track	0.00	0.00	0.00	0.00	0.00
3352			Camps - Boys Track	1,282.82	0.00	188.71	0.00	1,094.11
3353			Entry Fees - Boys Track	0.00	0.00	0.00	0.00	0.00
3354			Equipment - Boys Track	0.00	0.00	0.00	0.00	0.00
3355			Lodging - Boys Track	0.00	0.00	0.00	0.00	0.00
3356			Meals - Boys Track	0.00	0.00	0.00	0.00	0.00
3357			Officials - Boys Track	0.00	0.00	0.00	0.00	0.00
3358			Prof. Development - Boys Track	0.00	0.00	0.00	0.00	0.00
3359			Scouting - Boys Track	0.00	0.00	0.00	0.00	0.00
3360			Security - Boys Track	0.00	0.00	0.00	0.00	0.00
3361			Transportation - Boys Track	0.00	0.00	0.00	0.00	0.00
3362			Uniforms/Apparel - Boys Track	0.00	0.00	0.00	0.00	0.00
3363			Misc. Expenditures - Boys Track	0.00	0.00	0.00	0.00	0.00
3402			Camps-Boys Bowling	0.00	0.00	0.00	0.00	0.00
3451			Awards - Boys Baseball	0.00	0.00	0.00	0.00	0.00
3452			Camps - Boys Baseball	3,508.55	0.00	1,296.18	0.00	2,212.37
3453			Entry Fees - Boys Baseball	0.00	0.00	0.00	0.00	0.00
3454			Equipment - Boys Baseball	0.00	0.00	0.00	0.00	0.00
3455			Lodging - Boys Baseball	0.00	0.00	0.00	0.00	0.00
3456			Meals - Boys Baseball	0.00	0.00	0.00	0.00	0.00
3457			Officials - Boys Baseball	0.00	0.00	55.00	0.00	-55.00
3458			Prof. Development - Boys Baseball	0.00	0.00	0.00	0.00	0.00
3459			Scouting - Boys Baseball	0.00	0.00	0.00	0.00	0.00
3460			Security - Boys Baseball	0.00	0.00	0.00	0.00	0.00
3461			Transportation - Boys Baseball	0.00	0.00	0.00	0.00	0.00
3462			Uniforms/Apparel - Boys Baseball	0.00	0.00	0.00	0.00	0.00
3463			Misc. Expenditures - Boys Baseball	0.00	0.00	0.00	0.00	0.00
3501			Awards - Boys Football	0.00	0.00	0.00	0.00	0.00
3502			Camps - Boys Football	1,327.86	0.00	29.95	0.00	1,297.91
3503			Entry Fees - Boys Football	0.00	0.00	0.00	0.00	0.00
3504			Equipment - Boys Football	0.00	0.00	0.00	0.00	0.00
3505			Lodging - Boys Football	0.00	0.00	0.00	0.00	0.00
3506			Meals - Boys Football	0.00	0.00	0.00	0.00	0.00
3507			Officials - Boys Football	0.00	0.00	0.00	0.00	0.00
3508			Prof. Development - Boys Football	0.00	0.00	0.00	0.00	0.00
3509			Scouting - Boys Football	0.00	0.00	0.00	0.00	0.00
3510			Security - Boys Football	0.00	0.00	0.00	0.00	0.00
3511			Transportation - Boys Football	0.00	0.00	0.00	0.00	0.00
3512			Uniforms/Apparel - Boys Football	0.00	0.00	0.00	0.00	0.00
3513			Misc Expenditures-Boys Football	0.00	0.00	0.00	0.00	0.00
3515			Misc. Expenditures - Boys Football	0.00	0.00	0.00	0.00	0.00
3551			Awards - Boys Wrestling	0.00	0.00	0.00	0.00	0.00
3552			Camps - Boys Wrestling	2,380.28	0.00	0.00	0.00	2,380.28
3553			Entry Fees - Boys Wrestling	0.00	0.00	0.00	0.00	0.00

## Current Cash Balance

Sorted by Site ID, Group ID, Activity ID.  
From 07/01/2021 to 07/31/2021.

Site ID Group ID	Site Name Group Name	Activity ID	Activity Name	Beginning Cash	Receipts	Disbursements	Adjustments	Cash Balance
3554			Equipment - Boys Wrestling	0.00	0.00	0.00	0.00	0.00
3555			Lodging - Boys Wrestling	0.00	0.00	0.00	0.00	0.00
3556			Meals - Boys Wrestling	0.00	0.00	0.00	0.00	0.00
3557			Officials - Boys Wrestling	0.00	0.00	0.00	0.00	0.00
3558			Prof. Development - Boys Wrestling	0.00	0.00	0.00	0.00	0.00
3559			Scouting - Boys Wrestling	0.00	0.00	0.00	0.00	0.00
3560			Security - Boys Wrestling	0.00	0.00	0.00	0.00	0.00
3561			Transportation - Boys Wrestling	0.00	0.00	0.00	0.00	0.00
3562			Uniforms/Apparel - Boys Wrestling	0.00	0.00	0.00	0.00	0.00
3563			Misc. Expenditures - Boys Wrestling	0.00	0.00	0.00	0.00	0.00
3601			Awards-Boys Unified Sports	0.00	0.00	0.00	0.00	0.00
3602			Camps-Boys Unified Sports	1,961.18	0.00	0.00	0.00	1,961.18
3603			Entry Fees-Boys Unified Sports	0.00	0.00	0.00	0.00	0.00
3604			Equipment-Boys Unified Sports	0.00	0.00	0.00	0.00	0.00
3605			Lodging-Boys Unified Sports	0.00	0.00	0.00	0.00	0.00
3606			Meals-Boys Unified Sports	0.00	0.00	0.00	0.00	0.00
3607			Officials-Boys Unified Sports	0.00	0.00	0.00	0.00	0.00
3608			Prof. Development-Boys Unified Sports	0.00	0.00	0.00	0.00	0.00
3609			Scouting-Boys Unified Sports	0.00	0.00	0.00	0.00	0.00
3610			Security-Boys Unified Sports	0.00	0.00	0.00	0.00	0.00
3611			Transportation-Boys Unified Sports	0.00	0.00	0.00	0.00	0.00
3612			Uniforms/Apparel-Boys Unified Sports	0.00	0.00	0.00	0.00	0.00
3613			Misc. Expenditures-Boys Unified Sports	0.00	0.00	0.00	0.00	0.00
<b>C Totals:</b>				21,364.31	200.00	6,802.92	0.00	14,761.39



## Current Cash Balance

Sorted by Site ID, Group ID, Activity ID.

From 07/01/2021 to 07/31/2021.

Site ID	Site Name	Beginning Cash	Receipts	Disbursements	Adjustments	Cash Balance
Group ID	Group Name					
	Activity ID Activity Name					
D	CLUBS AND ORGANIZATIONS					
	4010 40 Assets	0.00	0.00	0.00	0.00	0.00
	4030 Interact Club	85.54	0.00	0.00	0.00	85.54
	4040 Art	92.56	0.00	0.00	0.00	92.56
	4050 Astronomy Club	0.00	0.00	0.00	0.00	0.00
	4059 Band Camp	2,230.00	0.00	0.00	0.00	2,230.00
	4060 Band	11,784.01	0.00	126.24	0.00	11,657.77
	4062 Band Trip	740.00	0.00	0.00	0.00	740.00
	4063 Drums	121.62	0.00	0.00	0.00	121.62
	4109 Cheer Uniforms	862.92	0.00	0.00	0.00	862.92
	4110 Cheerleading	8,777.82	0.00	0.00	0.00	8,777.82
	4115 Uniforms-Cheer/Dance	15,994.59	3,483.46	28,692.01	0.00	-9,213.96
	4120 Chemistry Club	0.00	0.00	0.00	0.00	0.00
	4130 Chess Club	76.08	0.00	0.00	0.00	76.08
	4140 Choir	62.51	0.00	0.00	0.00	62.51
	4141 Choir Trip	236.50	0.00	0.00	0.00	236.50
	4181 Coffee Cart	739.89	0.00	0.00	0.00	739.89
	4185 Cycling	135.00	0.00	0.00	0.00	135.00
	4190 Dance	-1,092.81	9,042.00	2,363.66	0.00	5,585.53
	4200 Debate Team	10,832.70	0.00	0.00	0.00	10,832.70
	4210 DECA	12,124.70	0.00	0.00	0.00	12,124.70
	4215 Diversity	431.27	0.00	0.00	0.00	431.27
	4220 Drama Club	16,608.62	659.81	0.00	0.00	17,268.43
	4224 Computer Club	0.00	0.00	0.00	0.00	0.00
	4230 Environmental Club	1,017.30	0.00	0.00	0.00	1,017.30
	4250 FCCLA	2,532.10	0.00	0.00	0.00	2,532.10
	4260 FCS Club	2,695.43	0.00	0.00	0.00	2,695.43
	4271 Film Club	-125.84	0.00	0.00	0.00	-125.84
	4280 Flag Group	12,401.16	0.00	0.00	0.00	12,401.16
	4290 Forensics	12,234.54	0.00	425.00	0.00	11,809.54
	4310 French Club	451.86	0.00	0.00	0.00	451.86
	4320 Educators Rising	0.00	0.00	0.00	0.00	0.00
	4330 Garden Club	0.00	0.00	0.00	0.00	0.00
	4340 German Club	478.43	0.00	0.00	0.00	478.43
	4355 Habitat for Humanity	0.00	0.00	0.00	0.00	0.00
	4360 History Club	7,167.34	0.00	0.00	0.00	7,167.34
	4365 HOSA	7,115.19	0.00	0.00	0.00	7,115.19
	4370 Industrial Arts	20,642.96	0.00	0.00	0.00	20,642.96
	4390 Intramurals	25.00	0.00	0.00	0.00	25.00
	4400 Japanese Club	0.00	0.00	0.00	0.00	0.00
	4410 Junior Class	18,088.09	0.00	0.00	0.00	18,088.09
	4420 Key Club	0.00	0.00	0.00	0.00	0.00
	4430 Latin Club	254.08	0.00	0.00	0.00	254.08
	4460 Literary Magazine	349.10	0.00	0.00	0.00	349.10
	4480 Mascot Team	201.00	0.00	0.00	0.00	201.00

# Current Cash Balance

Sorted by Site ID, Group ID, Activity ID.  
From 07/01/2021 to 07/31/2021.

Site ID Group ID	Site Name Group Name	Activity ID	Activity Name	Beginning Cash	Receipts	Disbursements	Adjustments	Cash Balance
4485			Math Club	613.34	0.00	0.00	0.00	613.34
4490			M-Club	2,069.16	0.00	0.00	0.00	2,069.16
4500			Music	200.00	0.00	0.00	0.00	200.00
4503			Music-Musicals	-2,679.47	0.00	0.00	0.00	-2,679.47
4510			National Honor Society	6,900.32	0.00	0.00	0.00	6,900.32
4520			Newspaper	543.19	0.00	0.00	0.00	543.19
4530			Orchestra	18,054.90	280.00	1,139.14	0.00	17,195.76
4531			Orchestra Trip	-12,489.40	0.00	0.00	0.00	-12,489.40
4540			Other Clubs	792.33	0.00	0.00	0.00	792.33
4560			Photography Club	0.00	0.00	0.00	0.00	0.00
4570			Play Production	3,949.01	0.00	0.00	0.00	3,949.01
4600			Robotics & Engineering Club	3.97	0.00	0.00	0.00	3.97
4630			Science Club	0.00	0.00	0.00	0.00	0.00
4631			Science Olympiad	659.86	0.00	0.00	0.00	659.86
4640			Senior Class	1,778.90	0.00	0.00	0.00	1,778.90
4645			Show Choir	-10,477.75	0.00	3,230.00	3,325.75	-10,382.00
4646			Show Choir Competition	-191.19	0.00	0.00	0.00	-191.19
4647			Show Choir Camp	8,026.86	0.00	4,701.11	-3,325.75	0.00
4650			Skills USA	7,628.72	0.00	0.00	0.00	7,628.72
4660			Spanish Club	500.00	0.00	0.00	0.00	500.00
4661			Spanish Honor Society	141.06	0.00	0.00	0.00	141.06
4680			Speech Club	0.00	0.00	0.00	0.00	0.00
4690			Spirit Shop	-5,836.47	109.46	0.00	0.00	-5,727.01
4710			Student Council	1,947.86	0.00	0.00	0.00	1,947.86
4725			Theater Workshop	137.00	0.00	0.00	0.00	137.00
4728			Unified Club	724.31	0.00	0.00	0.00	724.31
4730			VIA	532.52	0.00	0.00	0.00	532.52
4770			Yearbook	-1,155.51	9,245.00	0.00	0.00	8,089.49
4790			BLM Academy	1,408.13	0.00	0.00	0.00	1,408.13
<b>D Totals:</b>				190,152.91	22,819.73	40,677.16	0.00	172,295.48

## Current Cash Balance

Sorted by Site ID, Group ID, Activity ID.

From 07/01/2021 to 07/31/2021.

Site ID Group ID	Site Name Group Name	Activity ID	Activity Name	Beginning Cash	Receipts	Disbursements	Adjustments	Cash Balance
E	ADMINISTRATIVE CUSTODIAL							
	5010		After Prom	1,241.82	0.00	0.00	0.00	1,241.82
	5020		Fines	922.03	0.00	0.00	0.00	922.03
	5025		Fines - Library Book	1,998.29	49.38	0.00	0.00	2,047.67
	5027		Fines-Textbooks	3,482.48	20.69	0.00	0.00	3,503.17
	5055		Hall of Fame	0.00	0.00	0.00	0.00	0.00
	5060		Hospitality	-375.07	0.00	0.00	0.00	-375.07
	5070		Library	-6.52	0.00	0.00	0.00	-6.52
	5100		Other Adm Custodial	0.00	0.00	0.00	0.00	0.00
	5115		Field Trips-Curriculum Related	0.00	0.00	0.00	0.00	0.00
	5120		P.E.	4,388.41	7.00	0.00	0.00	4,395.41
	5130		Parking	9,182.47	4,170.00	637.47	0.00	12,715.00
	5140		PayBac	286.35	0.00	0.00	0.00	286.35
	5150		Pool Maintenance	1,353.87	0.00	0.00	0.00	1,353.87
	5160		PSAT Exam	3,067.08	0.00	0.00	0.00	3,067.08
	5175		Student Scholarships	176.31	0.00	0.00	0.00	176.31
	5180		Teacher Fund/Grants	863.68	0.00	0.00	0.00	863.68
	5190		Transcripts	5,525.17	295.00	0.00	0.00	5,820.17
	5220		Site Improvements	0.00	0.00	0.00	0.00	0.00
	E Totals:			32,106.37	4,542.07	637.47	0.00	36,010.97
Q	STUDENT FEE FUND							
	7160		Participation Fees - Athletics	0.00	0.00	0.00	0.00	0.00
	7161		Activity-Athletic Pass	0.00	8,060.00	0.00	0.00	8,060.00
	7170		Participation Fees - Clubs & Orgs	0.00	0.00	0.00	0.00	0.00
	7190		Field Trips	0.00	0.00	0.00	0.00	0.00
	Q Totals:			0.00	8,060.00	0.00	0.00	8,060.00
R	AP/IB EXAMS							
	8010		AP Exams	93,045.10	0.00	58,407.28	0.00	34,637.82
	8020		IB Exams	13,528.91	0.00	0.00	0.00	13,528.91
	R Totals:			106,574.01	0.00	58,407.28	0.00	48,166.73

## Current Cash Balance

Sorted by Site ID, Group ID, Activity ID.  
From 07/01/2021 to 07/31/2021.

Site ID Group ID	Site Name Group Name	Activity ID	Activity Name	Beginning Cash	Receipts	Disbursements	Adjustments	Cash Balance
S	ATHLETIC							
		9010	Gate Receipts	0.00	0.00	0.00	0.00	0.00
		9020	Cash Reserve	218,104.46	0.00	15,301.20	0.00	202,803.26
		9030	Concessions	10,000.00	532.12	0.00	0.00	10,532.12
		9040	Tickets	0.00	1,400.00	0.00	0.00	1,400.00
		9050	Athletic-General	0.00	0.00	2,635.73	0.00	-2,635.73
		9055	Athletics - Projects	5,465.94	0.00	0.00	0.00	5,465.94
		9060	Athletic Director	0.00	0.00	0.00	0.00	0.00
		9070	Miscellaneous Receipts	10,882.33	0.00	0.00	0.00	10,882.33
		9080	Fundraising-Athletic	0.00	0.00	0.00	0.00	0.00
		9090	Strength & Conditioning	2,535.70	0.00	0.00	0.00	2,535.70
		9100	Athletic Training	0.00	0.00	0.00	0.00	0.00
		9110	Activities	0.00	0.00	0.00	0.00	0.00
		9120	Booster Contributions-Girls	8.21	0.00	0.00	0.00	8.21
		9130	Booster Contributions-Boys	8.21	0.00	0.00	0.00	8.21
<b>S Totals:</b>				<b>247,004.85</b>	<b>1,932.12</b>	<b>17,936.93</b>	<b>0.00</b>	<b>231,000.04</b>
<b>NHS Activity Totals:</b>				<b>335,476.35</b>	<b>45,220.54</b>	<b>136,922.59</b>	<b>0.00</b>	<b>243,774.30</b>

	Begin Balance	Transfers	Receipts	Disbursements	Adjustments	End Balance
NHS Checking:			45,220.54	136,922.59		
NHS Investment:						
<b>NHS Bank Balances:</b>	<b>335,476.35</b>		<b>45,220.54</b>	<b>136,922.59</b>	<b>0.00</b>	<b>243,774.30</b>

## Current Cash Balance

Sorted by Site ID, Group ID, Activity ID.  
From 07/01/2021 to 07/31/2021.

Site ID	Site Name					
Group ID	Group Name					
Activity ID	Activity Name	Beginning Cash	Receipts	Disbursements	Adjustments	Cash Balance
SHS	Millard South High School					
A	ACTIVITY GENERAL					
1010	General Admin	-7,581.93	0.00	366.40	7,948.33	0.00
1016	Rev Trak Fees	-268.05	0.00	0.00	268.05	0.00
1017	Returned Checks	0.00	0.00	0.00	0.00	0.00
1018	School Pay Fees	132.28	1,130.64	277.76	-985.16	0.00
1025	Savings	0.00	0.00	0.00	0.00	0.00
1030	Staff Vending	7,487.99	0.00	0.00	0.00	7,487.99
1035	Student Vending	35,000.00	0.00	0.00	-35,000.00	0.00
1040	Donations	4,680.06	150.00	0.00	0.00	4,830.06
1041	Donations Students	770.41	0.00	0.00	0.00	770.41
1042	Patriots Care Pantry	4,010.46	0.00	0.00	0.00	4,010.46
1050	Projects/Support	-1,740.95	0.00	0.00	1,740.95	0.00
1060	Public Relations	913.00	0.00	0.00	-913.00	0.00
1070	Start Up Cash	-1,500.00	0.00	5,000.00	0.00	-6,500.00
1090	Other Revenue	3,565.47	0.00	0.00	-3,565.47	0.00
1100	Damage & Loss Property	1,874.00	25.00	0.00	-1,899.00	0.00
1105	Laptop Insurance	0.00	4,060.00	4,060.00	0.00	0.00
1106	Laptop Loss/Damage	0.00	371.20	371.20	0.00	0.00
1110	Extracurr Transportation	-648.74	0.00	0.00	648.74	0.00
1120	Equipment Replacement/Repair	0.00	0.00	0.00	0.00	0.00
1130	Building Maintenance	-605.00	0.00	55.00	660.00	0.00
1140	Student Recognition Incentive	0.00	0.00	0.00	0.00	0.00
1150	Capital Outlay	0.00	0.00	0.00	0.00	0.00
1160	Personnel Support	-7,971.38	0.00	597.75	8,569.13	0.00
1170	Wellness	1,182.64	0.00	0.00	0.00	1,182.64
A Totals:		39,300.26	5,736.84	10,728.11	-22,527.43	11,781.56

## Current Cash Balance

Sorted by Site ID, Group ID, Activity ID.  
From 07/01/2021 to 07/31/2021.

Site ID Group ID	Site Name Group Name	Activity ID	Activity Name	Beginning Cash	Receipts	Disbursements	Adjustments	Cash Balance
B	Athletics-Girls							
2051			Awards - Girls Basketball	0.00	0.00	0.00	0.00	0.00
2052			Camps - Girls Basketball	4,688.96	0.00	0.00	0.00	4,688.96
2053			Entry Fees - Girls Basketball	0.00	0.00	0.00	0.00	0.00
2054			Equipment - Girls Basketball	-1,105.53	0.00	0.00	0.00	-1,105.53
2055			Lodging - Girls Basketball	0.00	0.00	0.00	0.00	0.00
2056			Meals - Girls Basketball	-297.97	0.00	0.00	0.00	-297.97
2057			Officials - Girls Basketball	-3,185.00	0.00	0.00	0.00	-3,185.00
2058			Prof. Development - Girls Basketball	0.00	0.00	0.00	0.00	0.00
2059			Scouting - Girls Basketball	0.00	0.00	0.00	0.00	0.00
2060			Security - Girls Basketball	-500.00	0.00	0.00	0.00	-500.00
2061			Transportation - Girls Basketball	-1,671.38	0.00	0.00	1,671.38	0.00
2062			Uniforms/Apparel - Girls Basketball	-3,164.06	0.00	0.00	0.00	-3,164.06
2063			Misc. Expenditures - Girls Basketball	0.00	0.00	0.00	0.00	0.00
2101			Awards - Girls Cross Country	0.00	0.00	0.00	0.00	0.00
2102			Camps - Girls Cross Country	24.15	0.00	0.00	0.00	24.15
2103			Entry Fees - Girls Cross Country	-60.00	0.00	0.00	0.00	-60.00
2104			Equipment - Girls Cross Country	0.00	0.00	0.00	0.00	0.00
2105			Lodging - Girls Cross Country	0.00	0.00	0.00	0.00	0.00
2106			Meals - Girls Cross Country	-71.54	0.00	0.00	0.00	-71.54
2107			Officials - Girls Cross Country	-53.82	0.00	0.00	0.00	-53.82
2108			Prof. Development - Girls Cross Country	0.00	0.00	0.00	0.00	0.00
2109			Scouting - Girls Cross Country	0.00	0.00	0.00	0.00	0.00
2110			Security - Girls Cross Country	0.00	0.00	0.00	0.00	0.00
2111			Transportation - Girls Cross Country	-579.32	0.00	0.00	579.32	0.00
2112			Uniforms/Apparel - Girls Cross Country	0.00	0.00	0.00	0.00	0.00
2113			Misc. Expenditures - Girls Cross Country	-300.35	0.00	0.00	0.00	-300.35
2151			Awards - Girls Golf	-83.25	0.00	0.00	0.00	-83.25
2152			Camps - Girls Golf	213.12	0.00	0.00	0.00	213.12
2153			Entry Fees - Girls Golf	-211.00	0.00	0.00	0.00	-211.00
2154			Equipment - Girls Golf	0.00	0.00	0.00	0.00	0.00
2155			Lodging - Girls Golf	-288.00	0.00	0.00	0.00	-288.00
2156			Meals - Girls Golf	-72.57	0.00	0.00	0.00	-72.57
2157			Officials - Girls Golf	0.00	0.00	0.00	0.00	0.00
2158			Prof. Development - Girls Golf	0.00	0.00	0.00	0.00	0.00
2159			Scouting - Girls Golf	0.00	0.00	0.00	0.00	0.00
2160			Security - Girls Golf	0.00	0.00	0.00	0.00	0.00
2161			Transportation - Girls Golf	-135.97	0.00	0.00	135.97	0.00
2162			Uniforms/Apparel - Girls Golf	0.00	0.00	0.00	0.00	0.00
2163			Misc. Expenditures - Girls Golf	0.00	0.00	0.00	0.00	0.00
2201			Awards - Girls Soccer	-97.00	0.00	0.00	0.00	-97.00
2202			Camps - Girls Soccer	2,987.42	300.00	0.00	0.00	3,287.42
2203			Entry Fees - Girls Soccer	35.00	0.00	0.00	0.00	35.00
2204			Equipment - Girls Soccer	0.00	0.00	33.90	0.00	-33.90
2205			Lodging - Girls Soccer	0.00	0.00	0.00	0.00	0.00

# Current Cash Balance

Sorted by Site ID, Group ID, Activity ID.  
From 07/01/2021 to 07/31/2021.

Site ID Group ID	Site Name Group Name	Activity Name	Beginning Cash	Receipts	Disbursements	Adjustments	Cash Balance
2206		Meals - Girls Soccer	0.00	0.00	0.00	0.00	0.00
2207		Officials - Girls Soccer	-2,600.00	0.00	0.00	0.00	-2,600.00
2208		Prof. Development - Girls Soccer	0.00	0.00	0.00	0.00	0.00
2209		Scouting - Girls Soccer	0.00	0.00	0.00	0.00	0.00
2210		Security - Girls Soccer	0.00	0.00	0.00	0.00	0.00
2211		Transportation - Girls Soccer	-1,121.64	0.00	0.00	1,121.64	0.00
2212		Uniforms/Apparel - Girls Soccer	90.00	0.00	0.00	0.00	90.00
2213		Misc. Expenditures - Girls Soccer	-136.38	0.00	36.99	0.00	-173.37
2251		Awards - Girls Swimming	0.00	0.00	0.00	0.00	0.00
2252		Camps - Girls Swimming	76.09	0.00	0.00	0.00	76.09
2253		Entry Fees - Girls Swimming	75.00	0.00	0.00	0.00	75.00
2254		Equipment - Girls Swimming	0.00	0.00	0.00	0.00	0.00
2255		Lodging - Girls Swimming	0.00	0.00	0.00	0.00	0.00
2256		Meals - Girls Swimming	-25.89	0.00	0.00	0.00	-25.89
2257		Officials - Girls Swimming	-831.70	0.00	0.00	0.00	-831.70
2258		Prof. Development - Girls Swimming	0.00	0.00	0.00	0.00	0.00
2259		Scouting - Girls Swimming	0.00	0.00	0.00	0.00	0.00
2260		Security - Girls Swimming	0.00	0.00	0.00	0.00	0.00
2261		Transportation - Girls Swimming	-295.91	0.00	0.00	295.91	0.00
2262		Uniforms/Apparel - Girls Swimming	0.00	0.00	0.00	0.00	0.00
2263		Misc. Expenditures - Girls Swimming	-98.75	0.00	0.00	0.00	-98.75
2301		Awards - Girls Tennis	0.00	0.00	0.00	0.00	0.00
2302		Camps - Girls Tennis	706.18	0.00	810.00	0.00	-103.82
2303		Entry Fees - Girls Tennis	-455.00	0.00	0.00	0.00	-455.00
2304		Equipment - Girls Tennis	-534.98	0.00	0.00	0.00	-534.98
2305		Lodging - Girls Tennis	0.00	0.00	0.00	0.00	0.00
2306		Meals - Girls Tennis	0.00	0.00	0.00	0.00	0.00
2307		Officials - Girls Tennis	0.00	0.00	0.00	0.00	0.00
2308		Prof. Development - Girls Tennis	0.00	0.00	0.00	0.00	0.00
2309		Scouting - Girls Tennis	0.00	0.00	0.00	0.00	0.00
2310		Security - Girls Tennis	0.00	0.00	0.00	0.00	0.00
2311		Transportation - Girls Tennis	-2,336.42	0.00	0.00	2,336.42	0.00
2312		Uniforms/Apparel - Girls Tennis	-317.50	0.00	0.00	0.00	-317.50
2313		Misc. Expenditures - Girls Tennis	-122.00	0.00	0.00	0.00	-122.00
2351		Awards - Girls Track	-214.00	0.00	0.00	0.00	-214.00
2352		Camps - Girls Track	-235.00	0.00	0.00	0.00	-235.00
2353		Entry Fees - Girls Track	900.00	0.00	0.00	0.00	900.00
2354		Equipment - Girls Track	334.89	0.00	1,585.40	0.00	-1,250.51
2355		Lodging - Girls Track	0.00	0.00	0.00	0.00	0.00
2356		Meals - Girls Track	0.00	0.00	0.00	0.00	0.00
2357		Officials - Girls Track	-215.37	0.00	0.00	0.00	-215.37
2358		Prof. Development - Girls Track	0.00	0.00	0.00	0.00	0.00
2359		Scouting - Girls Track	0.00	0.00	0.00	0.00	0.00
2360		Security - Girls Track	0.00	0.00	0.00	0.00	0.00
2361		Transportation - Girls Track	-3,765.40	0.00	0.00	3,765.40	0.00

# Current Cash Balance

Sorted by Site ID, Group ID, Activity ID.  
From 07/01/2021 to 07/31/2021.

Site ID	Site Name	Beginning Cash	Receipts	Disbursements	Adjustments	Cash Balance
Group ID	Group Name					
Activity ID	Activity Name					
2362	Uniforms/Apparel - Girls Track	0.00	0.00	0.00	0.00	0.00
2363	Misc. Expenditures - Girls Track	-2,223.41	0.00	57.77	0.00	-2,281.18
2401	Awards - Girls Volleyball	-194.80	0.00	0.00	0.00	-194.80
2402	Camps - Girls Volleyball	4,270.75	2,250.00	0.00	0.00	6,520.75
2403	Entry Fees - Girls Volleyball	50.00	0.00	0.00	0.00	50.00
2404	Equipment - Girls Volleyball	-1,460.00	0.00	0.00	0.00	-1,460.00
2405	Lodging - Girls Volleyball	0.00	0.00	0.00	0.00	0.00
2406	Meals - Girls Volleyball	-297.21	0.00	0.00	0.00	-297.21
2407	Officials - Girls Volleyball	-2,994.54	0.00	0.00	0.00	-2,994.54
2408	Prof. Development - Girls Volleyball	0.00	0.00	0.00	0.00	0.00
2409	Scouting - Girls Volleyball	0.00	0.00	0.00	0.00	0.00
2410	Security - Girls Volleyball	0.00	0.00	0.00	0.00	0.00
2411	Transportation - Girls Volleyball	-1,200.09	0.00	0.00	1,200.09	0.00
2412	Uniforms/Apparel - Girls Volleyball	-696.74	0.00	0.00	0.00	-696.74
2413	Misc. Expenditures - Girls Volleyball	0.00	0.00	0.00	0.00	0.00
2451	Awards - Girls Softball	-45.00	0.00	0.00	0.00	-45.00
2452	Camps - Girls Softball	15,454.48	-10.00	987.05	0.00	14,457.43
2453	Entry Fees - Girls Softball	-280.00	0.00	0.00	0.00	-280.00
2454	Equipment - Girls Softball	-2,624.45	0.00	0.00	0.00	-2,624.45
2455	Lodging - Girls Softball	0.00	0.00	0.00	0.00	0.00
2456	Meals - Girls Softball	-94.27	0.00	0.00	0.00	-94.27
2457	Officials - Girls Softball	-2,430.00	0.00	0.00	0.00	-2,430.00
2458	Prof. Development - Girls Softball	0.00	0.00	0.00	0.00	0.00
2459	Scouting - Girls Softball	0.00	0.00	0.00	0.00	0.00
2460	Security - Girls Softball	0.00	0.00	0.00	0.00	0.00
2461	Transportation - Girls Softball	-1,657.88	0.00	0.00	1,657.88	0.00
2462	Uniforms/Apparel - Girls Softball	0.00	0.00	0.00	0.00	0.00
2463	Misc. Expenditures - Girls Softball	-6,506.11	0.00	0.00	0.00	-6,506.11
2464	Softball Advertising	0.00	0.00	0.00	0.00	0.00
2501	Awards-Girls Bowling	0.00	0.00	0.00	0.00	0.00
2502	Camps-Girls Bowling	0.00	0.00	0.00	0.00	0.00
2503	Entry Fees-Girls Bowling	-125.00	0.00	0.00	0.00	-125.00
2504	Equipment-Girls Bowling	0.00	0.00	0.00	0.00	0.00
2505	Lodging-Girls Bowling	0.00	0.00	0.00	0.00	0.00
2506	Meals-Girls Bowling	0.00	0.00	0.00	0.00	0.00
2507	Officials-Girls Bowling	0.00	0.00	0.00	0.00	0.00
2508	Professional Development-Girls Bowling	0.00	0.00	0.00	0.00	0.00
2551	Awards-Girls Wrestling	0.00	0.00	0.00	0.00	0.00
2552	Camps-Girls Wrestling	0.00	480.00	0.00	0.00	480.00
2553	Entry Fees-Girls Wrestling	0.00	0.00	0.00	0.00	0.00
2554	Equipment-Girls Wrestling	0.00	0.00	0.00	0.00	0.00
2555	Lodging-Girls Wrestling	0.00	0.00	0.00	0.00	0.00
2556	Meals-Girls Wrestling	0.00	0.00	0.00	0.00	0.00
2557	Officials-Girls Wrestling	0.00	0.00	0.00	0.00	0.00
2558	Prof. Development-Girls Wrestling	0.00	0.00	0.00	0.00	0.00



## Current Cash Balance

Sorted by Site ID, Group ID, Activity ID.  
From 07/01/2021 to 07/31/2021.

Site ID	Site Name						
Group ID	Group Name						
Activity ID	Activity Name	Beginning Cash	Receipts	Disbursements	Adjustments	Cash Balance	
2559	Scouting-Girls Wrestling	0.00	0.00	0.00	0.00	0.00	
2560	Security-Girls Wrestling	0.00	0.00	0.00	0.00	0.00	
2561	Transportation-Girls Wrestling	0.00	0.00	0.00	0.00	0.00	
2562	Uniforms/Apparel-Girls Wrestling	0.00	0.00	0.00	0.00	0.00	
2563	Misc Expenditures-Girls Wrestling	0.00	0.00	0.00	0.00	0.00	
2601	Awards-Girls Unified Sports	-117.90	0.00	0.00	0.00	-117.90	
2602	Camps-Girls Unified Sports	1,431.29	0.00	0.00	0.00	1,431.29	
2603	Entry Fees-Girls Unified Sports	0.00	0.00	0.00	0.00	0.00	
2604	Equipment-Girls Unified Sports	0.00	0.00	0.00	0.00	0.00	
2605	Lodging-Girls Unified Sports	0.00	0.00	0.00	0.00	0.00	
2606	Meals-Girls Unified Sports	-36.74	0.00	0.00	0.00	-36.74	
2607	Officials-Girls Unified Sports	0.00	0.00	0.00	0.00	0.00	
2608	Prof. Development-Girls Unified Sports	0.00	0.00	0.00	0.00	0.00	
2609	Scouting-Girls Unified Sports	0.00	0.00	0.00	0.00	0.00	
2610	Security-Girls Unified Sports	0.00	0.00	0.00	0.00	0.00	
2611	Transportation-Girls Unified Sports	-28.46	0.00	0.00	28.46	0.00	
2612	Uniforms/Apparel-Girls Unified Sports	0.00	0.00	0.00	0.00	0.00	
2613	Misc. Expenditures-Girls Unified Sports	-150.00	0.00	0.00	0.00	-150.00	
<b>B Totals:</b>		-17,007.97	3,020.00	3,511.11	12,792.47	-4,706.61	

## Current Cash Balance

Sorted by Site ID, Group ID, Activity ID.  
From 07/01/2021 to 07/31/2021.

Site ID	Site Name					
Group ID	Group Name					
Activity ID	Activity Name	Beginning Cash	Receipts	Disbursements	Adjustments	Cash Balance
C	Athletics-Boys					
3007	Officials - Boys	0.00	0.00	0.00	0.00	0.00
3011	Transportation - Boys	0.00	0.00	0.00	0.00	0.00
3051	Awards - Boys Basketball	0.00	0.00	0.00	0.00	0.00
3052	Camps - Boys Basketball	5,227.07	0.00	360.00	0.00	4,867.07
3053	Entry Fees - Boys Basketball	-200.00	0.00	0.00	0.00	-200.00
3054	Equipment - Boys Basketball	-1,255.81	0.00	0.00	0.00	-1,255.81
3055	Lodging - Boys Basketball	0.00	0.00	0.00	0.00	0.00
3056	Meals - Boys Basketball	-295.76	0.00	0.00	0.00	-295.76
3057	Officials - Boys Basketball	-5,540.00	0.00	0.00	0.00	-5,540.00
3058	Prof. Development - Boys Basketball	0.00	0.00	0.00	0.00	0.00
3059	Scouting - Boys Basketball	0.00	0.00	0.00	0.00	0.00
3060	Security - Boys Basketball	-550.00	0.00	0.00	0.00	-550.00
3061	Transportation - Boys Basketball	-7,435.97	0.00	0.00	7,435.97	0.00
3062	Uniforms/Apparel - Boys Basketball	0.00	0.00	0.00	0.00	0.00
3063	Misc. Expenditures - Boys Basketball	-91.96	0.00	0.00	0.00	-91.96
3101	Awards - Boys Cross Country	0.00	0.00	0.00	0.00	0.00
3102	Camps - Boys Cross Country	1,515.71	0.00	275.50	0.00	1,240.21
3103	Entry Fees - Boys Cross Country	-60.00	0.00	0.00	0.00	-60.00
3104	Equipment - Boys Cross Country	0.00	0.00	0.00	0.00	0.00
3105	Lodging - Boys Cross Country	0.00	0.00	0.00	0.00	0.00
3106	Meals - Boys Cross Country	-71.54	0.00	0.00	0.00	-71.54
3107	Officials - Boys Cross Country	-53.83	0.00	0.00	0.00	-53.83
3108	Prof. Development - Boys Cross Country	0.00	0.00	0.00	0.00	0.00
3109	Scouting - Boys Cross Country	0.00	0.00	0.00	0.00	0.00
3110	Security - Boys Cross Country	0.00	0.00	0.00	0.00	0.00
3111	Transportation - Boys Cross Country	-579.32	0.00	0.00	579.32	0.00
3112	Uniforms/Apparel - Boys Cross Country	0.00	0.00	0.00	0.00	0.00
3113	Misc. Expenditures - Boys Cross Country	-300.34	0.00	0.00	0.00	-300.34
3151	Awards - Boys Golf	-96.00	0.00	0.00	0.00	-96.00
3152	Camps - Boys Golf	15.00	0.00	0.00	0.00	15.00
3153	Entry Fees - Boys Golf	-1,027.00	0.00	0.00	0.00	-1,027.00
3154	Equipment - Boys Golf	0.00	0.00	0.00	0.00	0.00
3155	Lodging - Boys Golf	-459.80	0.00	0.00	0.00	-459.80
3156	Meals - Boys Golf	-272.10	0.00	0.00	0.00	-272.10
3157	Officials - Boys Golf	0.00	0.00	0.00	0.00	0.00
3158	Prof. Development - Boys Golf	0.00	0.00	0.00	0.00	0.00
3159	Scouting - Boys Golf	0.00	0.00	0.00	0.00	0.00
3160	Security - Boys Golf	0.00	0.00	0.00	0.00	0.00
3161	Transportation - Boys Golf	-95.16	0.00	0.00	95.16	0.00
3162	Uniforms/Apparel - Boys Golf	0.00	0.00	0.00	0.00	0.00
3163	Misc. Expenditures - Boys Golf	-647.12	0.00	0.00	0.00	-647.12
3201	Awards - Boys Soccer	-52.00	0.00	0.00	0.00	-52.00
3202	Camps - Boys Soccer	591.51	0.00	0.00	0.00	591.51
3203	Entry Fees - Boys Soccer	75.00	0.00	0.00	0.00	75.00

# Current Cash Balance

Sorted by Site ID, Group ID, Activity ID.  
From 07/01/2021 to 07/31/2021.

Site ID Group ID	Site Name Group Name	Activity Name	Beginning Cash	Receipts	Disbursements	Adjustments	Cash Balance
3204		Equipment - Boys Soccer	0.00	0.00	0.00	0.00	0.00
3205		Lodging - Boys Soccer	0.00	0.00	0.00	0.00	0.00
3206		Meals - Boys Soccer	-248.80	0.00	0.00	0.00	-248.80
3207		Officials - Boys Soccer	-3,005.00	0.00	0.00	0.00	-3,005.00
3208		Prof. Development - Boys Soccer	0.00	0.00	0.00	0.00	0.00
3209		Scouting - Boys Soccer	0.00	0.00	0.00	0.00	0.00
3210		Security - Boys Soccer	0.00	0.00	0.00	0.00	0.00
3211		Transportation - Boys Soccer	-2,727.48	0.00	0.00	2,727.48	0.00
3212		Uniforms/Apparel - Boys Soccer	80.27	0.00	0.00	0.00	80.27
3213		Misc. Expenditures - Boys Soccer	-212.38	0.00	36.99	0.00	-249.37
3251		Awards - Boys Swimming	0.00	0.00	0.00	0.00	0.00
3252		Camps - Boys Swimming	0.00	0.00	0.00	0.00	0.00
3253		Entry Fees - Boys Swimming	75.00	0.00	0.00	0.00	75.00
3254		Equipment - Boys Swimming	0.00	0.00	0.00	0.00	0.00
3255		Lodging - Boys Swimming	0.00	0.00	0.00	0.00	0.00
3256		Meals - Boys Swimming	-25.89	0.00	0.00	0.00	-25.89
3257		Officials - Boys Swimming	-831.69	0.00	0.00	0.00	-831.69
3258		Prof. Development - Boys Swimming	0.00	0.00	0.00	0.00	0.00
3259		Scouting - Boys Swimming	0.00	0.00	0.00	0.00	0.00
3260		Security - Boys Swimming	0.00	0.00	0.00	0.00	0.00
3261		Transportation - Boys Swimming	-295.93	0.00	0.00	295.93	0.00
3262		Uniforms/Apparels - Boys Swimming	0.00	0.00	0.00	0.00	0.00
3263		Misc. Expenditures - Boys Swimming	-98.75	0.00	0.00	0.00	-98.75
3301		Awards - Boys Tennis	-76.50	0.00	0.00	0.00	-76.50
3302		Camps - Boys Tennis	3,258.16	520.00	0.00	0.00	3,778.16
3303		Entry Fees - Boys Tennis	-585.00	0.00	0.00	0.00	-585.00
3304		Equipment - Boys Tennis	-534.97	0.00	0.00	0.00	-534.97
3305		Lodging - Boys Tennis	0.00	0.00	0.00	0.00	0.00
3306		Meals - Boys Tennis	0.00	0.00	0.00	0.00	0.00
3307		Officials - Boys Tennis	0.00	0.00	0.00	0.00	0.00
3308		Prof. Development - Boys Tennis	0.00	0.00	0.00	0.00	0.00
3309		Scouting - Boys Tennis	0.00	0.00	0.00	0.00	0.00
3310		Security - Boys Tennis	0.00	0.00	0.00	0.00	0.00
3311		Transportation - Boys Tennis	-2,062.85	0.00	0.00	2,062.85	0.00
3312		Uniforms/Apparel - Boys Tennis	-918.00	0.00	0.00	0.00	-918.00
3313		Misc. Expenditures - Boys Tennis	0.00	0.00	0.00	0.00	0.00
3351		Awards - Boys Track	-214.00	0.00	0.00	0.00	-214.00
3352		Camps - Boys Track	389.82	0.00	131.00	0.00	258.82
3353		Entry Fees - Boys Track	900.00	0.00	0.00	0.00	900.00
3354		Equipment - Boys Track	-265.13	0.00	1,585.37	0.00	-1,850.50
3355		Lodging - Boys Track	0.00	0.00	0.00	0.00	0.00
3356		Meals - Boys Track	0.00	0.00	0.00	0.00	0.00
3357		Officials - Boys Track	-215.37	0.00	0.00	0.00	-215.37
3358		Prof. Development - Boys Track	0.00	0.00	0.00	0.00	0.00
3359		Scouting - Boys Track	0.00	0.00	0.00	0.00	0.00

# Current Cash Balance

Sorted by Site ID, Group ID, Activity ID.  
From 07/01/2021 to 07/31/2021.

Site ID Group ID	Site Name Group Name	Activity Name	Beginning Cash	Receipts	Disbursements	Adjustments	Cash Balance
3360		Security - Boys Track	0.00	0.00	0.00	0.00	0.00
3361		Transportation - Boys Track	-3,765.42	0.00	0.00	3,765.42	0.00
3362		Uniforms/Apparel - Boys Track	0.00	0.00	0.00	0.00	0.00
3363		Misc. Expenditures - Boys Track	-1,846.54	0.00	57.76	0.00	-1,904.30
3451		Awards - Boys Baseball	-63.00	0.00	0.00	0.00	-63.00
3452		Camps - Boys Baseball	879.70	0.00	0.00	0.00	879.70
3453		Entry Fees - Boys Baseball	370.00	0.00	0.00	0.00	370.00
3454		Equipment - Boys Baseball	-1,162.40	0.00	0.00	0.00	-1,162.40
3455		Lodging - Boys Baseball	0.00	0.00	0.00	0.00	0.00
3456		Meals - Boys Baseball	0.00	0.00	0.00	0.00	0.00
3457		Officials - Boys Baseball	-5,140.00	0.00	0.00	0.00	-5,140.00
3458		Prof. Development - Boys Baseball	0.00	0.00	0.00	0.00	0.00
3459		Scouting - Boys Baseball	0.00	0.00	0.00	0.00	0.00
3460		Security - Boys Baseball	0.00	0.00	0.00	0.00	0.00
3461		Transportation - Boys Baseball	-2,110.96	0.00	0.00	2,110.96	0.00
3462		Uniforms/Apparel - Boys Baseball	-2,280.00	0.00	0.00	0.00	-2,280.00
3463		Misc. Expenditures - Boys Baseball	-3,772.77	803.00	2,222.13	0.00	-5,191.90
3501		Awards - Boys Football	0.00	0.00	0.00	0.00	0.00
3502		Camps - Boys Football	9,633.60	4,150.00	424.91	0.00	13,358.69
3503		Entry Fees - Boys Football	-75.00	0.00	0.00	0.00	-75.00
3504		Equipment - Boys Football	-23,784.14	0.00	0.00	0.00	-23,784.14
3505		Lodging - Boys Football	0.00	0.00	0.00	0.00	0.00
3506		Meals - Boys Football	-600.00	0.00	0.00	0.00	-600.00
3507		Officials - Boys Football	-6,381.57	0.00	0.00	0.00	-6,381.57
3508		Prof. Development - Boys Football	0.00	0.00	0.00	0.00	0.00
3509		Scouting - Boys Football	0.00	0.00	0.00	0.00	0.00
3510		Security - Boys Football	-2,900.00	0.00	0.00	0.00	-2,900.00
3511		Transportation - Boys Football	-5,939.35	0.00	0.00	5,939.35	0.00
3512		Uniforms/Apparel - Boys Football	-2,893.56	0.00	0.00	0.00	-2,893.56
3515		Misc. Expenditures - Boys Football	-7,448.35	0.00	400.00	0.00	-7,848.35
3551		Awards - Boys Wrestling	-393.76	0.00	0.00	0.00	-393.76
3552		Camps - Boys Wrestling	418.53	0.00	0.00	0.00	418.53
3553		Entry Fees - Boys Wrestling	690.00	0.00	0.00	0.00	690.00
3554		Equipment - Boys Wrestling	0.00	0.00	0.00	0.00	0.00
3555		Lodging - Boys Wrestling	0.00	0.00	0.00	0.00	0.00
3556		Meals - Boys Wrestling	-1,176.72	0.00	0.00	0.00	-1,176.72
3557		Officials - Boys Wrestling	-3,905.94	0.00	0.00	0.00	-3,905.94
3558		Prof. Development - Boys Wrestling	0.00	0.00	0.00	0.00	0.00
3559		Scouting - Boys Wrestling	0.00	0.00	0.00	0.00	0.00
3560		Security - Boys Wrestling	-200.00	0.00	0.00	0.00	-200.00
3561		Transportation - Boys Wrestling	-3,722.66	0.00	0.00	3,722.66	0.00
3562		Uniforms/Apparel - Boys Wrestling	0.00	0.00	0.00	0.00	0.00
3563		Misc. Expenditures - Boys Wrestling	-1,673.34	0.00	0.00	0.00	-1,673.34
3601		Awards-Boys Unified Sports	-117.90	0.00	0.00	0.00	-117.90
3602		Camps-Boys Unified Sports	0.00	0.00	0.00	0.00	0.00

## Current Cash Balance

Sorted by Site ID, Group ID, Activity ID.  
From 07/01/2021 to 07/31/2021.

Site ID Group ID	Site Name Group Name	Activity ID	Activity Name	Beginning Cash	Receipts	Disbursements	Adjustments	Cash Balance
3603			Entry Fees-Boys Unified Sports	0.00	0.00	0.00	0.00	0.00
3604			Equipment-Boys Unified Sports	0.00	0.00	0.00	0.00	0.00
3605			Lodging-Boys Unified Sports	0.00	0.00	0.00	0.00	0.00
3606			Meals-Boys Unified Sports	-36.75	0.00	0.00	0.00	-36.75
3607			Officials-Boys Unified Sports	0.00	0.00	0.00	0.00	0.00
3608			Prof. Development-Boys Unified Sports	0.00	0.00	0.00	0.00	0.00
3609			Scouting-Boys Unified Sports	0.00	0.00	0.00	0.00	0.00
3610			Security-Boys Unified Sports	0.00	0.00	0.00	0.00	0.00
3611			Transportation-Boys Unified Sports	-28.46	0.00	0.00	28.46	0.00
3612			Uniforms/Apparel-Boys Unified Sports	30.00	0.00	0.00	0.00	30.00
3613			Misc. Expenditures-Boys Unified Sports	-150.00	0.00	0.00	0.00	-150.00
<b>C Totals:</b>				-88,820.67	5,473.00	5,493.66	28,763.56	-60,077.77

# Current Cash Balance

Sorted by Site ID, Group ID, Activity ID.  
From 07/01/2021 to 07/31/2021.

Site ID	Site Name					
Group ID	Group Name					
Activity ID	Activity Name	Beginning Cash	Receipts	Disbursements	Adjustments	Cash Balance
D	CLUBS AND ORGANIZATIONS					
4010	40 Assets	0.00	0.00	0.00	0.00	0.00
4011	Patriot Way Club	0.00	0.00	0.00	0.00	0.00
4020	Academic Awards	0.00	0.00	0.00	0.00	0.00
4040	Art	0.59	0.00	0.00	0.00	0.59
4050	Astronomy Club	794.56	0.00	0.00	0.00	794.56
4055	Athletic Trainers Club	1,344.11	0.00	0.00	0.00	1,344.11
4060	Band	7,747.10	4,851.00	150.00	0.00	12,448.10
4064	Winter Guard	368.44	1,125.00	0.00	0.00	1,493.44
4065	NSBA	0.00	0.00	0.00	0.00	0.00
4109	Cheer Uniforms	0.00	0.00	0.00	0.00	0.00
4110	Cheerleading	4,849.52	5,250.83	2,149.00	800.00	8,751.35
4130	Chess Club	39.10	0.00	0.00	0.00	39.10
4140	Choir	2,919.27	0.00	0.00	0.00	2,919.27
4160	Construction	-1,500.11	0.00	0.00	0.00	-1,500.11
4180	Culinary	1,363.29	0.00	0.00	0.00	1,363.29
4190	Dance	-5,765.57	0.00	0.00	0.00	-5,765.57
4200	Debate Team	2,612.96	0.00	123.76	0.00	2,489.20
4210	DECA	-1,073.02	5.05	45.05	285.00	-828.02
4215	Diversity	10.04	0.00	0.00	0.00	10.04
4216	Patriot Pals	30.61	0.00	0.00	0.00	30.61
4217	Patriot Perk	5,175.15	0.00	0.00	0.00	5,175.15
4230	Environmental Club	2,402.83	0.00	0.00	0.00	2,402.83
4240	Fashion Merchandising	5.08	0.00	0.00	0.00	5.08
4250	FCCLA	0.00	0.00	0.00	0.00	0.00
4260	FCS Club	0.00	0.00	0.00	0.00	0.00
4290	Forensics	631.00	0.00	0.00	0.00	631.00
4300	Foundation/PEMS	0.00	0.00	0.00	0.00	0.00
4310	French Club	649.35	0.00	0.00	0.00	649.35
4320	Educators Rising	1,850.88	0.00	0.00	0.00	1,850.88
4340	German Club	1,300.21	0.00	0.00	0.00	1,300.21
4350	Graphics	5.00	0.00	0.00	0.00	5.00
4360	History Club	0.00	0.00	0.00	0.00	0.00
4365	HOSA	1,270.94	0.00	0.00	0.00	1,270.94
4380	International Club	0.00	0.00	0.00	0.00	0.00
4390	Intramurals	1,219.39	0.00	0.00	0.00	1,219.39
4405	AFJROTC	7,921.10	0.00	400.70	0.00	7,520.40
4408	AFJROTC Marksmanship	6,078.01	0.00	6,078.01	0.00	0.00
4410	Junior Class	-7,011.45	0.00	0.00	0.00	-7,011.45
4450	LEO Club	622.26	0.00	0.00	0.00	622.26
4460	Literary Magazine	54.82	0.00	0.00	0.00	54.82
4470	Manufacturing	2,848.72	0.00	0.00	0.00	2,848.72
4500	Music	0.00	0.00	0.00	0.00	0.00
4510	National Honor Society	946.64	0.00	0.00	0.00	946.64
4520	Newspaper	6,830.32	0.00	0.00	0.00	6,830.32

# Current Cash Balance

Sorted by Site ID, Group ID, Activity ID.  
From 07/01/2021 to 07/31/2021.

Site ID Group ID	Site Name Group Name	Activity ID	Activity Name	Beginning Cash	Receipts	Disbursements	Adjustments	Cash Balance
4530			Orchestra	1,593.25	0.00	0.00	0.00	1,593.25
4550			Patriot Photo	959.39	0.00	0.00	0.00	959.39
4570			Play Production	6,268.13	25.53	0.00	0.00	6,293.66
4600			Robotics & Engineering Club	133.55	0.00	0.00	0.00	133.55
4640			Senior Class	822.29	0.00	0.00	0.00	822.29
4645			Show Choir	48,722.55	1,880.66	0.00	0.00	50,603.21
4650			Skills USA	192.04	0.00	0.00	0.00	192.04
4660			Spanish Club	183.70	0.00	0.00	0.00	183.70
4690			Spirit Shop	31,729.80	352.16	991.76	0.00	31,090.20
4710			Student Council	3,624.58	0.00	636.00	0.00	2,988.58
4760			World Language	724.45	0.00	0.00	0.00	724.45
4770			Yearbook	26,289.89	8,220.00	0.00	0.00	34,509.89
<b>D Totals:</b>				<b>167,784.76</b>	<b>21,710.23</b>	<b>10,574.28</b>	<b>1,085.00</b>	<b>180,005.71</b>
<b>E ADMINISTRATIVE CUSTODIAL</b>								
5010			After Prom	0.00	0.00	0.00	0.00	0.00
5020			Fines	65.37	0.00	0.00	0.00	65.37
5025			Fines - Library Book	1,306.48	78.18	0.00	0.00	1,384.66
5027			Fines-Textbooks	35,328.84	128.32	24.00	0.00	35,433.16
5030			Counseling Center	6,177.84	1,000.00	0.00	0.00	7,177.84
5040			Fundraising-General	0.00	0.00	0.00	0.00	0.00
5055			Hall of Fame	1,631.84	0.00	0.00	0.00	1,631.84
5060			Hospitality	-11.91	0.00	-35.00	0.00	23.09
5070			Library	144.67	0.00	0.00	0.00	144.67
5097			New Frontier	0.00	0.00	0.00	0.00	0.00
5100			Other Adm Custodial	0.00	0.00	0.00	0.00	0.00
5110			Other Student Activities	0.00	0.00	0.00	0.00	0.00
5115			Field Trips-Curriculum Related	0.00	0.00	0.00	0.00	0.00
5130			Parking	52,860.08	4,230.00	0.00	0.00	57,090.08
5135			Patriot Post	0.00	0.00	0.00	0.00	0.00
5140			PayBac	0.00	0.00	0.00	0.00	0.00
5150			Pool Maintenance	9,199.40	119.80	79.51	0.00	9,239.69
5160			PSAT Exam	1,937.64	0.00	0.00	0.00	1,937.64
5166			SpEd	122.94	0.00	0.00	0.00	122.94
5167			Student ID Card Fee	1,989.26	0.00	0.00	0.00	1,989.26
5170			Student Notebooks	0.00	0.00	0.00	0.00	0.00
5180			Teacher Fund/Grants	1,517.05	0.00	0.00	0.00	1,517.05
5185			Technology	0.00	0.00	0.00	0.00	0.00
5190			Transcripts	2,615.00	310.00	0.00	0.00	2,925.00
<b>E Totals:</b>				<b>114,884.50</b>	<b>5,866.30</b>	<b>68.51</b>	<b>0.00</b>	<b>120,682.29</b>

## Current Cash Balance

Sorted by Site ID, Group ID, Activity ID.  
From 07/01/2021 to 07/31/2021.

Site ID Group ID	Site Name Group Name	Activity ID	Activity Name	Beginning Cash	Receipts	Disbursements	Adjustments	Cash Balance
Q	STUDENT FEE FUND							
	7160		Participation Fees - Athletics	29,900.00	7,305.00	0.00	-37,205.00	0.00
	7161		Activity-Athletic Pass	0.00	6,565.00	0.00	0.00	6,565.00
	7170		Participation Fees - Clubs & Orgs	0.00	1,085.00	0.00	-1,085.00	0.00
	7190		Field Trips	0.00	0.00	0.00	0.00	0.00
			Q Totals:	29,900.00	14,955.00	0.00	-38,290.00	6,565.00
R	AP/IB EXAMS							
	8010		AP Exams	33,615.44	0.00	0.00	0.00	33,615.44
			R Totals:	33,615.44	0.00	0.00	0.00	33,615.44
S	ATHLETIC							
	9010		Gate Receipts	82,898.38	0.00	0.00	-82,898.38	0.00
	9020		Cash Reserve	140,882.92	0.00	0.00	0.00	140,882.92
	9030		Concessions	5,574.59	0.00	0.00	-5,574.59	0.00
	9040		Tickets	19,130.00	1,040.00	0.00	-20,170.00	0.00
	9050		Athletic-General	-69,524.55	0.00	4,614.30	0.00	-74,138.85
	9060		Athletic Director	-250.00	0.00	0.00	0.00	-250.00
	9070		Miscellaneous Receipts	1,265.39	147.10	137.10	126,778.65	128,054.04
	9080		Fundraising-Athletic	0.00	0.00	0.00	0.00	0.00
	9090		Strength & Conditioning	-907.07	0.00	385.08	0.00	-1,292.15
	9100		Athletic Training	-2,999.16	0.00	0.00	0.00	-2,999.16
	9110		Activities	-4,890.87	0.00	0.00	0.00	-4,890.87
	9120		Booster Contributions-Girls	18,219.77	0.00	0.00	0.00	18,219.77
	9130		Booster Contributions-Boys	18,219.77	0.00	0.00	0.00	18,219.77
	9131		Unified Sports Donations	4,257.07	0.00	0.00	0.00	4,257.07
	9140		Metro Tournament	0.00	0.00	0.00	0.00	0.00
			S Totals:	211,876.24	1,187.10	5,136.48	18,135.68	226,062.54
			SHS Activity Totals:	491,532.56	57,948.47	35,512.15	-40.72	513,928.16

	Begin Balance	Transfers	Receipts	Disbursements	Adjustments	End Balance
SHS Checking:			57,948.47	35,512.15		
SHS Investment:						
SHS Bank Balances:	491,532.56		57,948.47	35,512.15	-40.72	513,928.16



## Current Cash Balance

Sorted by Site ID, Group ID, Activity ID.  
From 07/01/2021 to 07/31/2021.

Site ID	Site Name					
Group ID	Group Name					
Activity ID	Activity Name	Beginning Cash	Receipts	Disbursements	Adjustments	Cash Balance
WHS	Millard West High School					
A	ACTIVITY GENERAL					
1010	General Admin	-68.00	6.00	164.08	122.00	-104.08
1016	Rev Trak Fees	0.00	0.00	0.00	0.00	0.00
1017	Returned Checks	155.11	0.00	0.00	0.00	155.11
1018	School Pay Fees	297.27	1,613.36	264.00	0.00	1,646.63
1025	Savings	-242,144.44	0.00	30.85	0.00	-242,175.29
1030	Staff Vending	0.00	0.00	0.00	0.00	0.00
1035	Student Vending	0.00	0.00	0.00	0.00	0.00
1040	Donations	14,600.16	0.00	0.00	0.00	14,600.16
1050	Projects/Support	5,459.19	0.00	0.00	0.00	5,459.19
1070	Start Up Cash	0.00	0.00	0.00	0.00	0.00
1090	Other Revenue	2,026.26	179.41	195.72	0.00	2,009.95
1100	Damage & Loss Property	78.20	0.00	0.00	0.00	78.20
1105	Laptop Insurance	0.00	5,480.00	0.00	0.00	5,480.00
1106	Laptop Loss/Damage	105.20	0.00	0.00	0.00	105.20
1110	Extracurr Transportation	0.00	0.00	0.00	0.00	0.00
1120	Equipment Replacement/Repair	0.00	0.00	0.00	0.00	0.00
1130	Building Maintenance	7.00	0.00	0.00	0.00	7.00
1140	Student Recognition Incentive	0.00	0.00	0.00	0.00	0.00
1150	Capital Outlay	0.00	0.00	0.00	0.00	0.00
1170	Wellness	0.00	0.00	0.00	0.00	0.00
A Totals:		-219,484.05	7,278.77	654.65	122.00	-212,737.93

## Current Cash Balance

Sorted by Site ID, Group ID, Activity ID.  
From 07/01/2021 to 07/31/2021.

Site ID	Site Name					
Group ID	Group Name					
Activity ID	Activity Name	Beginning Cash	Receipts	Disbursements	Adjustments	Cash Balance
B	Athletics-Girls					
2051	Awards - Girls Basketball	-3.00	0.00	0.00	3.00	0.00
2052	Camps - Girls Basketball	8,255.18	1,500.00	2,350.56	0.00	7,404.62
2053	Entry Fees - Girls Basketball	-200.00	0.00	0.00	200.00	0.00
2054	Equipment - Girls Basketball	-818.91	0.00	0.00	818.91	0.00
2055	Lodging - Girls Basketball	0.00	0.00	0.00	0.00	0.00
2056	Meals - Girls Basketball	0.00	0.00	0.00	0.00	0.00
2057	Officials - Girls Basketball	-3,840.34	0.00	0.00	3,840.34	0.00
2058	Prof. Development - Girls Basketball	0.00	0.00	0.00	0.00	0.00
2059	Scouting - Girls Basketball	0.00	0.00	0.00	0.00	0.00
2060	Security - Girls Basketball	-400.00	0.00	0.00	400.00	0.00
2061	Transportation - Girls Basketball	0.00	0.00	0.00	0.00	0.00
2062	Uniforms/Apparel - Girls Basketball	-2,416.32	0.00	0.00	2,416.32	0.00
2063	Misc. Expenditures - Girls Basketball	-237.50	0.00	0.00	237.50	0.00
2101	Awards - Girls Cross Country	-652.76	0.00	0.00	652.76	0.00
2102	Camps - Girls Cross Country	245.99	720.00	0.00	0.00	965.99
2103	Entry Fees - Girls Cross Country	-632.50	0.00	0.00	632.50	0.00
2104	Equipment - Girls Cross Country	0.00	0.00	0.00	0.00	0.00
2105	Lodging - Girls Cross Country	0.00	0.00	0.00	0.00	0.00
2106	Meals - Girls Cross Country	0.00	0.00	0.00	0.00	0.00
2107	Officials - Girls Cross Country	0.00	0.00	0.00	0.00	0.00
2108	Prof. Development - Girls Cross Country	0.00	0.00	0.00	0.00	0.00
2109	Scouting - Girls Cross Country	0.00	0.00	0.00	0.00	0.00
2110	Security - Girls Cross Country	0.00	0.00	0.00	0.00	0.00
2111	Transportation - Girls Cross Country	0.00	0.00	0.00	0.00	0.00
2112	Uniforms/Apparel - Girls Cross Country	0.00	0.00	0.00	0.00	0.00
2113	Misc. Expenditures - Girls Cross Country	-417.50	0.00	0.00	417.50	0.00
2151	Awards - Girls Golf	-33.75	0.00	0.00	33.75	0.00
2152	Camps - Girls Golf	300.38	0.00	0.00	0.00	300.38
2153	Entry Fees - Girls Golf	-3,612.83	0.00	0.00	3,612.83	0.00
2154	Equipment - Girls Golf	-1,102.00	0.00	200.00	1,102.00	-200.00
2155	Lodging - Girls Golf	-384.00	0.00	0.00	384.00	0.00
2156	Meals - Girls Golf	-90.00	0.00	0.00	90.00	0.00
2157	Officials - Girls Golf	0.00	0.00	0.00	0.00	0.00
2158	Prof. Development - Girls Golf	0.00	0.00	0.00	0.00	0.00
2159	Scouting - Girls Golf	0.00	0.00	0.00	0.00	0.00
2160	Security - Girls Golf	200.00	0.00	0.00	-200.00	0.00
2161	Transportation - Girls Golf	0.00	0.00	0.00	0.00	0.00
2162	Uniforms/Apparel - Girls Golf	0.00	0.00	0.00	0.00	0.00
2163	Misc. Expenditures - Girls Golf	0.00	0.00	0.00	0.00	0.00
2201	Awards - Girls Soccer	-17.50	0.00	0.00	17.50	0.00
2202	Camps - Girls Soccer	14,694.88	0.00	0.00	0.00	14,694.88
2203	Entry Fees - Girls Soccer	0.00	0.00	0.00	0.00	0.00
2204	Equipment - Girls Soccer	0.00	0.00	0.00	0.00	0.00
2205	Lodging - Girls Soccer	0.00	0.00	0.00	0.00	0.00

# Current Cash Balance

Sorted by Site ID, Group ID, Activity ID.  
From 07/01/2021 to 07/31/2021.

Site ID Group ID	Site Name Group Name	Activity ID	Activity Name	Beginning Cash	Receipts	Disbursements	Adjustments	Cash Balance
2206			Meals - Girls Soccer	0.00	0.00	0.00	0.00	0.00
2207			Officials - Girls Soccer	-2,503.00	0.00	0.00	2,503.00	0.00
2208			Prof. Development - Girls Soccer	0.00	0.00	0.00	0.00	0.00
2209			Scouting - Girls Soccer	0.00	0.00	0.00	0.00	0.00
2210			Security - Girls Soccer	0.00	0.00	0.00	0.00	0.00
2211			Transportation - Girls Soccer	-1,369.03	0.00	0.00	1,369.03	0.00
2212			Uniforms/Apparel - Girls Soccer	75.00	0.00	0.00	0.00	75.00
2213			Misc. Expenditures - Girls Soccer	-192.80	0.00	0.00	192.80	0.00
2251			Awards - Girls Swimming	-15.75	0.00	0.00	15.75	0.00
2252			Camps - Girls Swimming	8,344.41	0.00	0.00	0.00	8,344.41
2253			Entry Fees - Girls Swimming	-75.00	0.00	0.00	75.00	0.00
2254			Equipment - Girls Swimming	0.00	0.00	0.00	0.00	0.00
2255			Lodging - Girls Swimming	0.00	0.00	0.00	0.00	0.00
2256			Meals - Girls Swimming	0.00	0.00	0.00	0.00	0.00
2257			Officials - Girls Swimming	-770.00	0.00	0.00	770.00	0.00
2258			Prof. Development - Girls Swimming	0.00	0.00	0.00	0.00	0.00
2259			Scouting - Girls Swimming	0.00	0.00	0.00	0.00	0.00
2260			Security - Girls Swimming	0.00	0.00	0.00	0.00	0.00
2261			Transportation - Girls Swimming	0.00	0.00	0.00	0.00	0.00
2262			Uniforms/Apparel - Girls Swimming	0.00	0.00	0.00	0.00	0.00
2263			Misc. Expenditures - Girls Swimming	-300.00	0.00	0.00	300.00	0.00
2301			Awards - Girls Tennis	-40.20	0.00	0.00	40.20	0.00
2302			Camps - Girls Tennis	7,513.41	0.00	0.00	0.00	7,513.41
2303			Entry Fees - Girls Tennis	0.00	0.00	0.00	0.00	0.00
2304			Equipment - Girls Tennis	-477.94	0.00	0.00	477.94	0.00
2305			Lodging - Girls Tennis	0.00	0.00	0.00	0.00	0.00
2306			Meals - Girls Tennis	-300.74	0.00	0.00	300.74	0.00
2307			Officials - Girls Tennis	0.00	0.00	0.00	0.00	0.00
2308			Prof. Development - Girls Tennis	0.00	0.00	0.00	0.00	0.00
2309			Scouting - Girls Tennis	0.00	0.00	0.00	0.00	0.00
2310			Security - Girls Tennis	0.00	0.00	0.00	0.00	0.00
2311			Transportation - Girls Tennis	-160.62	0.00	0.00	160.62	0.00
2312			Uniforms/Apparel - Girls Tennis	0.00	0.00	0.00	0.00	0.00
2313			Misc. Expenditures - Girls Tennis	-327.36	0.00	0.00	327.36	0.00
2351			Awards - Girls Track	-115.97	0.00	0.00	115.97	0.00
2352			Camps - Girls Track	585.11	0.00	0.00	0.00	585.11
2353			Entry Fees - Girls Track	-425.00	0.00	0.00	425.00	0.00
2354			Equipment - Girls Track	0.00	0.00	0.00	0.00	0.00
2355			Lodging - Girls Track	0.00	0.00	0.00	0.00	0.00
2356			Meals - Girls Track	-302.00	0.00	0.00	302.00	0.00
2357			Officials - Girls Track	0.00	0.00	0.00	0.00	0.00
2358			Prof. Development - Girls Track	0.00	0.00	0.00	0.00	0.00
2359			Scouting - Girls Track	0.00	0.00	0.00	0.00	0.00
2360			Security - Girls Track	0.00	0.00	0.00	0.00	0.00
2361			Transportation - Girls Track	-4,767.16	0.00	0.00	4,767.16	0.00

# Current Cash Balance

Sorted by Site ID, Group ID, Activity ID.  
From 07/01/2021 to 07/31/2021.

Site ID Group ID	Site Name Group Name	Activity ID	Activity Name	Beginning Cash	Receipts	Disbursements	Adjustments	Cash Balance
2362			Uniforms/Apparel - Girls Track	0.00	0.00	0.00	0.00	0.00
2363			Misc. Expenditures - Girls Track	-550.00	0.00	0.00	550.00	0.00
2401			Awards - Girls Volleyball	-63.27	0.00	0.00	63.27	0.00
2402			Camps - Girls Volleyball	9,637.17	6,080.00	7,219.54	0.00	8,497.63
2403			Entry Fees - Girls Volleyball	-270.00	0.00	0.00	270.00	0.00
2404			Equipment - Girls Volleyball	-1,620.87	0.00	0.00	1,620.87	0.00
2405			Lodging - Girls Volleyball	0.00	0.00	0.00	0.00	0.00
2406			Meals - Girls Volleyball	-200.00	0.00	0.00	200.00	0.00
2407			Officials - Girls Volleyball	-2,410.00	0.00	0.00	2,410.00	0.00
2408			Prof. Development - Girls Volleyball	0.00	0.00	0.00	0.00	0.00
2409			Scouting - Girls Volleyball	0.00	0.00	0.00	0.00	0.00
2410			Security - Girls Volleyball	0.00	0.00	0.00	0.00	0.00
2411			Transportation - Girls Volleyball	0.00	0.00	0.00	0.00	0.00
2412			Uniforms/Apparel - Girls Volleyball	-2,311.96	0.00	0.00	2,311.96	0.00
2413			Misc. Expenditures - Girls Volleyball	-150.00	0.00	0.00	150.00	0.00
2451			Awards - Girls Softball	-24.50	0.00	0.00	24.50	0.00
2452			Camps - Girls Softball	-110.67	0.00	0.00	2,929.72	2,819.05
2453			Entry Fees - Girls Softball	-850.00	0.00	0.00	850.00	0.00
2454			Equipment - Girls Softball	-475.91	0.00	0.00	475.91	0.00
2455			Lodging - Girls Softball	0.00	0.00	0.00	0.00	0.00
2456			Meals - Girls Softball	0.00	0.00	0.00	0.00	0.00
2457			Officials - Girls Softball	-1,915.00	0.00	0.00	1,915.00	0.00
2458			Prof. Development - Girls Softball	0.00	0.00	0.00	0.00	0.00
2459			Scouting - Girls Softball	0.00	0.00	0.00	0.00	0.00
2460			Security - Girls Softball	0.00	0.00	0.00	0.00	0.00
2461			Transportation - Girls Softball	0.00	0.00	0.00	0.00	0.00
2462			Uniforms/Apparel - Girls Softball	-2,300.00	0.00	0.00	2,300.00	0.00
2463			Misc. Expenditures - Girls Softball	-836.83	0.00	0.00	836.83	0.00
2501			Awards-Girls Bowling	-2.25	0.00	0.00	2.25	0.00
2502			Camps-Girls Bowling	0.04	0.00	0.00	0.00	0.04
2503			Entry Fees-Girls Bowling	-430.00	0.00	0.00	430.00	0.00
2504			Equipment-Girls Bowling	0.00	0.00	0.00	0.00	0.00
2505			Lodging-Girls Bowling	0.00	0.00	0.00	0.00	0.00
2506			Meals-Girls Bowling	-51.25	0.00	0.00	51.25	0.00
2507			Officials-Girls Bowling	0.00	0.00	0.00	0.00	0.00
2508			Professional Development-Girls Bowling	0.00	0.00	0.00	0.00	0.00
2509			Scouting-Girls Bowling	0.00	0.00	0.00	0.00	0.00
2510			Security-Girls Bowling	0.00	0.00	0.00	0.00	0.00
2511			Transportation-Girls Bowling	0.00	0.00	0.00	0.00	0.00
2512			Uniforms/Apparel-Girls Bowling	0.00	0.00	0.00	0.00	0.00
2513			Misc. Expenditures-Girls Bowling	0.00	0.00	0.00	0.00	0.00
2551			Awards-Girls Wrestling	0.00	0.00	0.00	0.00	0.00
2552			Camps-Girls Wrestling	0.00	0.00	0.00	0.00	0.00
2553			Entry Fees-Girls Wrestling	0.00	0.00	0.00	0.00	0.00
2554			Equipment-Girls Wrestling	0.00	0.00	0.00	0.00	0.00

# Current Cash Balance

Sorted by Site ID, Group ID, Activity ID.  
From 07/01/2021 to 07/31/2021.

Site ID Group ID	Site Name Group Name		Beginning Cash	Receipts	Disbursements	Adjustments	Cash Balance
Activity ID	Activity Name						
2555	Lodging-Girls Wrestling		0.00	0.00	0.00	0.00	0.00
2556	Meals-Girls Wrestling		0.00	0.00	0.00	0.00	0.00
2557	Officials-Girls Wrestling		0.00	0.00	0.00	0.00	0.00
2558	Prof. Development-Girls Wrestling		0.00	0.00	0.00	0.00	0.00
2559	Scouting-Girls Wrestling		0.00	0.00	0.00	0.00	0.00
2560	Security-Girls Wrestling		0.00	0.00	0.00	0.00	0.00
2601	Awards-Girls Unified Sports		0.00	0.00	0.00	0.00	0.00
2602	Camps-Girls Unified Sports		1,372.18	0.00	0.00	0.00	1,372.18
2603	Entry Fees-Girls Unified Sports		-10.00	0.00	0.00	10.00	0.00
2604	Equipment-Girls Unified Sports		0.00	0.00	0.00	0.00	0.00
2605	Lodging-Girls Unified Sports		0.00	0.00	0.00	0.00	0.00
2606	Meals-Girls Unified Sports		-29.90	0.00	0.00	29.90	0.00
2607	Officials-Girls Unified Sports		0.00	0.00	0.00	0.00	0.00
2608	Prof. Development-Girls Unified Sports		0.00	0.00	0.00	0.00	0.00
2609	Scouting-Girls Unified Sports		0.00	0.00	0.00	0.00	0.00
2610	Security-Girls Unified Sports		0.00	0.00	0.00	0.00	0.00
2611	Transportation-Girls Unified Sports		-373.28	0.00	0.00	373.28	0.00
2612	Uniforms/Apparel-Girls Unified Sports		0.00	0.00	0.00	0.00	0.00
2613	Misc. Expenditures-Girls Unified Sports		0.00	0.00	0.00	0.00	0.00
<b>B Totals:</b>			9,236.58	8,300.00	9,770.10	44,606.22	52,372.70

## Current Cash Balance

Sorted by Site ID, Group ID, Activity ID.  
From 07/01/2021 to 07/31/2021.

Site ID	Site Name	Beginning Cash	Receipts	Disbursements	Adjustments	Cash Balance
Group ID	Group Name					
	Activity ID Activity Name					
C	Athletics-Boys					
	3012 Uniforms/Apparel - Boys	0.00	0.00	0.00	0.00	0.00
	3051 Awards - Boys Basketball	-13.50	0.00	0.00	13.50	0.00
	3052 Camps - Boys Basketball	1,372.60	2,198.04	748.04	3,177.69	6,000.29
	3053 Entry Fees - Boys Basketball	-300.00	0.00	0.00	300.00	0.00
	3054 Equipment - Boys Basketball	0.00	0.00	1,209.39	1,209.39	0.00
	3055 Lodging - Boys Basketball	0.00	0.00	0.00	0.00	0.00
	3056 Meals - Boys Basketball	-320.00	0.00	0.00	320.00	0.00
	3057 Officials - Boys Basketball	-6,495.00	0.00	0.00	6,495.00	0.00
	3058 Prof. Development - Boys Basketball	0.00	0.00	0.00	0.00	0.00
	3059 Scouting - Boys Basketball	0.00	0.00	0.00	0.00	0.00
	3060 Security - Boys Basketball	-500.00	0.00	0.00	500.00	0.00
	3061 Transportation - Boys Basketball	0.00	0.00	0.00	0.00	0.00
	3062 Uniforms/Apparel - Boys Basketball	0.00	0.00	0.00	0.00	0.00
	3063 Misc. Expenditures - Boys Basketball	-262.50	0.00	0.00	262.50	0.00
	3101 Awards - Boys Cross Country	-652.76	0.00	0.00	652.76	0.00
	3102 Camps - Boys Cross Country	246.00	720.00	0.00	0.00	966.00
	3103 Entry Fees - Boys Cross Country	-632.50	0.00	0.00	632.50	0.00
	3104 Equipment - Boys Cross Country	0.00	0.00	0.00	0.00	0.00
	3105 Lodging - Boys Cross Country	0.00	0.00	0.00	0.00	0.00
	3106 Meals - Boys Cross Country	0.00	0.00	0.00	0.00	0.00
	3107 Officials - Boys Cross Country	0.00	0.00	0.00	0.00	0.00
	3108 Prof. Development - Boys Cross Country	0.00	0.00	0.00	0.00	0.00
	3109 Scouting - Boys Cross Country	0.00	0.00	0.00	0.00	0.00
	3110 Security - Boys Cross Country	0.00	0.00	0.00	0.00	0.00
	3111 Transportation - Boys Cross Country	0.00	0.00	0.00	0.00	0.00
	3112 Uniforms/Apparel - Boys Cross Country	0.00	0.00	0.00	0.00	0.00
	3113 Misc. Expenditures - Boys Cross Country	-417.50	0.00	0.00	417.50	0.00
	3151 Awards - Boys Golf	-19.70	0.00	0.00	19.70	0.00
	3152 Camps - Boys Golf	1,703.73	0.00	0.00	0.00	1,703.73
	3153 Entry Fees - Boys Golf	-3,848.00	0.00	0.00	3,848.00	0.00
	3154 Equipment - Boys Golf	0.00	0.00	0.00	0.00	0.00
	3155 Lodging - Boys Golf	-1,140.00	0.00	0.00	1,140.00	0.00
	3156 Meals - Boys Golf	-180.00	0.00	0.00	180.00	0.00
	3157 Officials - Boys Golf	0.00	0.00	0.00	0.00	0.00
	3158 Prof. Development - Boys Golf	0.00	0.00	0.00	0.00	0.00
	3159 Scouting - Boys Golf	0.00	0.00	0.00	0.00	0.00
	3160 Security - Boys Golf	0.00	0.00	0.00	0.00	0.00
	3161 Transportation - Boys Golf	-220.24	0.00	0.00	220.24	0.00
	3162 Uniforms/Apparel - Boys Golf	0.00	0.00	0.00	0.00	0.00
	3163 Misc. Expenditures - Boys Golf	0.00	0.00	0.00	0.00	0.00
	3201 Awards - Boys Soccer	-20.00	0.00	0.00	20.00	0.00
	3202 Camps - Boys Soccer	2,146.94	0.00	500.00	0.00	1,646.94
	3203 Entry Fees - Boys Soccer	-400.00	0.00	0.00	400.00	0.00
	3204 Equipment - Boys Soccer	0.00	0.00	0.00	0.00	0.00

# Current Cash Balance

Sorted by Site ID, Group ID, Activity ID.  
From 07/01/2021 to 07/31/2021.

Site ID Group ID	Site Name Group Name	Activity ID	Activity Name	Beginning Cash	Receipts	Disbursements	Adjustments	Cash Balance
3205			Lodging - Boys Soccer	0.00	0.00	0.00	0.00	0.00
3206			Meals - Boys Soccer	0.00	0.00	0.00	0.00	0.00
3207			Officials - Boys Soccer	-1,997.00	0.00	0.00	1,997.00	0.00
3208			Prof. Development - Boys Soccer	0.00	0.00	0.00	0.00	0.00
3209			Scouting - Boys Soccer	0.00	0.00	0.00	0.00	0.00
3210			Security - Boys Soccer	0.00	0.00	0.00	0.00	0.00
3211			Transportation - Boys Soccer	-2,840.30	0.00	0.00	2,840.30	0.00
3212			Uniforms/Apparel - Boys Soccer	0.00	0.00	0.00	0.00	0.00
3213			Misc. Expenditures - Boys Soccer	-242.81	0.00	0.00	242.81	0.00
3251			Awards - Boys Swimming	-15.75	0.00	0.00	15.75	0.00
3252			Camps - Boys Swimming	8,344.36	0.00	0.00	0.00	8,344.36
3253			Entry Fees - Boys Swimming	-75.00	0.00	0.00	75.00	0.00
3254			Equipment - Boys Swimming	0.00	0.00	0.00	0.00	0.00
3255			Lodging - Boys Swimming	0.00	0.00	0.00	0.00	0.00
3256			Meals - Boys Swimming	0.00	0.00	0.00	0.00	0.00
3257			Officials - Boys Swimming	-770.00	0.00	0.00	770.00	0.00
3258			Prof. Development - Boys Swimming	0.00	0.00	0.00	0.00	0.00
3259			Scouting - Boys Swimming	0.00	0.00	0.00	0.00	0.00
3260			Security - Boys Swimming	0.00	0.00	0.00	0.00	0.00
3261			Transportation - Boys Swimming	0.00	0.00	0.00	0.00	0.00
3262			Uniforms/Apparels - Boys Swimming	0.00	0.00	0.00	0.00	0.00
3263			Misc. Expenditures - Boys Swimming	-300.00	0.00	0.00	300.00	0.00
3301			Awards - Boys Tennis	-240.46	0.00	0.00	240.46	0.00
3302			Camps - Boys Tennis	5,155.75	0.00	0.00	0.00	5,155.75
3303			Entry Fees - Boys Tennis	0.00	0.00	0.00	0.00	0.00
3304			Equipment - Boys Tennis	-451.20	0.00	0.00	451.20	0.00
3305			Lodging - Boys Tennis	0.00	0.00	0.00	0.00	0.00
3306			Meals - Boys Tennis	-229.98	0.00	0.00	229.98	0.00
3307			Officials - Boys Tennis	0.00	0.00	0.00	0.00	0.00
3308			Prof. Development - Boys Tennis	0.00	0.00	0.00	0.00	0.00
3309			Scouting - Boys Tennis	0.00	0.00	0.00	0.00	0.00
3310			Security - Boys Tennis	0.00	0.00	0.00	0.00	0.00
3311			Transportation - Boys Tennis	0.00	0.00	0.00	0.00	0.00
3312			Uniforms/Apparel - Boys Tennis	-100.51	0.00	0.00	100.51	0.00
3313			Misc. Expenditures - Boys Tennis	-373.35	0.00	0.00	373.35	0.00
3351			Awards - Boys Track	-115.98	0.00	0.00	115.98	0.00
3352			Camps - Boys Track	1,839.42	0.00	0.00	0.00	1,839.42
3353			Entry Fees - Boys Track	-420.00	0.00	0.00	420.00	0.00
3354			Equipment - Boys Track	0.00	0.00	0.00	0.00	0.00
3355			Lodging - Boys Track	0.00	0.00	0.00	0.00	0.00
3356			Meals - Boys Track	-354.00	0.00	0.00	354.00	0.00
3357			Officials - Boys Track	0.00	0.00	0.00	0.00	0.00
3358			Prof. Development - Boys Track	0.00	0.00	0.00	0.00	0.00
3359			Scouting - Boys Track	0.00	0.00	0.00	0.00	0.00
3360			Security - Boys Track	0.00	0.00	0.00	0.00	0.00

# Current Cash Balance

Sorted by Site ID, Group ID, Activity ID.  
From 07/01/2021 to 07/31/2021.

Site ID Group ID	Site Name Group Name	Activity ID	Activity Name	Beginning Cash	Receipts	Disbursements	Adjustments	Cash Balance
3361			Transportation - Boys Track	-5,930.92	0.00	0.00	5,930.92	0.00
3362			Uniforms/Apparel - Boys Track	0.00	0.00	0.00	0.00	0.00
3363			Misc. Expenditures - Boys Track	-550.00	0.00	0.00	550.00	0.00
3401			Awards-Boys Bowling	-2.25	0.00	0.00	2.25	0.00
3402			Camps-Boys Bowling	0.00	0.00	0.00	0.00	0.00
3403			Entry Fees-Boys Bowling	-430.00	0.00	0.00	430.00	0.00
3404			Equipment-Boys Bowling	0.00	0.00	0.00	0.00	0.00
3405			Lodging-Boys Bowling	0.00	0.00	0.00	0.00	0.00
3406			Meals-Boys Bowling	0.00	0.00	0.00	0.00	0.00
3407			Officials-Boys Bowling	0.00	0.00	0.00	0.00	0.00
3408			Prof. Development-Boys Bowling	0.00	0.00	0.00	0.00	0.00
3409			Scouting-Boys Bowling	0.00	0.00	0.00	0.00	0.00
3410			Security-Boys Bowling	0.00	0.00	0.00	0.00	0.00
3411			Transportation-Boys Bowling	0.00	0.00	0.00	0.00	0.00
3412			Uniforms-Apparel-Boys Bowling	0.00	0.00	0.00	0.00	0.00
3413			Misc. Expenditures-Boys Bowling	0.00	0.00	0.00	0.00	0.00
3451			Awards - Boys Baseball	-174.00	0.00	0.00	174.00	0.00
3452			Camps - Boys Baseball	4,391.31	50.00	0.00	0.00	4,441.31
3453			Entry Fees - Boys Baseball	0.00	0.00	0.00	0.00	0.00
3454			Equipment - Boys Baseball	-8,675.80	0.00	0.00	8,675.80	0.00
3455			Lodging - Boys Baseball	0.00	0.00	0.00	0.00	0.00
3456			Meals - Boys Baseball	0.00	0.00	0.00	0.00	0.00
3457			Officials - Boys Baseball	-5,974.00	0.00	0.00	5,974.00	0.00
3458			Prof. Development - Boys Baseball	0.00	0.00	0.00	0.00	0.00
3459			Scouting - Boys Baseball	0.00	0.00	0.00	0.00	0.00
3460			Security - Boys Baseball	0.00	0.00	0.00	0.00	0.00
3461			Transportation - Boys Baseball	-5,400.79	0.00	0.00	5,400.79	0.00
3462			Uniforms/Apparel - Boys Baseball	-1,775.00	0.00	0.00	1,775.00	0.00
3463			Misc. Expenditures - Boys Baseball	-19,821.47	0.00	0.00	19,821.47	0.00
3501			Awards - Boys Football	-45.00	0.00	0.00	45.00	0.00
3502			Camps - Boys Football	15,446.26	10,010.00	3,347.92	0.00	22,108.34
3503			Entry Fees - Boys Football	0.00	0.00	0.00	0.00	0.00
3504			Equipment - Boys Football	-20,885.02	0.00	9,932.15	27,592.07	-3,225.10
3505			Lodging - Boys Football	0.00	0.00	0.00	0.00	0.00
3506			Meals - Boys Football	0.00	0.00	0.00	0.00	0.00
3507			Officials - Boys Football	-5,140.00	0.00	0.00	5,140.00	0.00
3508			Prof. Development - Boys Football	0.00	0.00	0.00	0.00	0.00
3509			Scouting - Boys Football	0.00	0.00	0.00	0.00	0.00
3510			Security - Boys Football	-1,480.00	0.00	0.00	1,480.00	0.00
3511			Transportation - Boys Football	0.00	0.00	0.00	0.00	0.00
3512			Uniforms/Apparel - Boys Football	-20,025.96	0.00	0.00	20,025.96	0.00
3513			Misc Expenditures-Boys Football	-776.60	0.00	0.00	776.60	0.00
3551			Awards - Boys Wrestling	-532.89	0.00	0.00	532.89	0.00
3552			Camps - Boys Wrestling	917.64	0.00	50.01	0.00	867.63
3553			Entry Fees - Boys Wrestling	1,170.00	0.00	0.00	0.00	1,170.00



## Current Cash Balance

Sorted by Site ID, Group ID, Activity ID.

From 07/01/2021 to 07/31/2021.

Site ID Group ID	Site Name Group Name	Activity ID	Activity Name	Beginning Cash	Receipts	Disbursements	Adjustments	Cash Balance
3554			Equipment - Boys Wrestling	-496.50	0.00	0.00	496.50	0.00
3555			Lodging - Boys Wrestling	0.00	0.00	0.00	0.00	0.00
3556			Meals - Boys Wrestling	0.00	0.00	0.00	0.00	0.00
3557			Officials - Boys Wrestling	-3,855.00	0.00	0.00	3,855.00	0.00
3558			Prof. Development - Boys Wrestling	0.00	0.00	0.00	0.00	0.00
3559			Scouting - Boys Wrestling	0.00	0.00	0.00	0.00	0.00
3560			Security - Boys Wrestling	0.00	0.00	0.00	0.00	0.00
3561			Transportation - Boys Wrestling	0.00	0.00	0.00	0.00	0.00
3562			Uniforms/Apparel - Boys Wrestling	0.00	0.00	0.00	0.00	0.00
3563			Misc. Expenditures - Boys Wrestling	-573.58	0.00	0.00	573.58	0.00
3564			Wrestling-Metro Coaches Association	550.00	0.00	0.00	0.00	550.00
3601			Awards-Boys Unified Sports	0.00	0.00	0.00	0.00	0.00
3602			Camps-Boys Unified Sports	1,322.14	0.00	0.00	0.00	1,322.14
3603			Entry Fees-Boys Unified Sports	-10.00	0.00	0.00	10.00	0.00
3604			Equipment-Boys Unified Sports	0.00	0.00	0.00	0.00	0.00
3605			Lodging-Boys Unified Sports	0.00	0.00	0.00	0.00	0.00
3606			Meals-Boys Unified Sports	-29.90	0.00	0.00	29.90	0.00
3607			Officials-Boys Unified Sports	0.00	0.00	0.00	0.00	0.00
3608			Prof. Development-Boys Unified Sports	0.00	0.00	0.00	0.00	0.00
3609			Scouting-Boys Unified Sports	0.00	0.00	0.00	0.00	0.00
3610			Security-Boys Unified Sports	0.00	0.00	0.00	0.00	0.00
3611			Transportation-Boys Unified Sports	-373.28	0.00	0.00	373.28	0.00
3612			Uniforms/Apparel-Boys Unified Sports	0.00	0.00	0.00	0.00	0.00
3613			Misc. Expenditures-Boys Unified Sports	0.00	0.00	0.00	0.00	0.00
C Totals:				-82,299.85	12,978.04	15,787.51	138,000.13	52,890.81

# Current Cash Balance

Sorted by Site ID, Group ID, Activity ID.

From 07/01/2021 to 07/31/2021.

Site ID	Site Name	Beginning Cash	Receipts	Disbursements	Adjustments	Cash Balance
Group ID	Group Name					
Activity ID	Activity Name					
D	CLUBS AND ORGANIZATIONS					
4010	40 Assets	0.00	0.00	0.00	0.00	0.00
4012	Wildcat Service Club	472.80	0.00	0.00	0.00	472.80
4030	Interact Club	0.00	0.00	0.00	0.00	0.00
4040	Art	8,836.66	0.00	0.00	0.00	8,836.66
4060	Band	986.73	0.00	0.00	1,009.73	1,996.46
4061	Band Uniforms	2.04	0.00	0.00	2,554.00	2,556.04
4062	Band Trip	2,350.23	0.00	0.00	0.00	2,350.23
4110	Cheerleading	-6,122.50	260.00	0.00	0.00	-5,862.50
4111	Cheerleading-Varsity	10,003.61	0.00	8,966.41	0.00	1,037.20
4112	Cheerleading-JV	4,836.67	0.00	0.00	0.00	4,836.67
4113	Cheerleading-Freshman	1,927.60	0.00	744.20	1,071.05	2,254.45
4115	Uniforms-Cheer/Dance	0.00	0.00	0.00	0.00	0.00
4140	Choir	0.00	0.00	0.00	0.00	0.00
4141	Choir Trip	0.00	0.00	0.00	0.00	0.00
4160	Construction	7,606.56	0.00	0.00	0.00	7,606.56
4180	Culinary	1,414.89	0.00	0.00	0.00	1,414.89
4185	Cycling	403.40	375.00	0.00	0.00	778.40
4190	Dance	4,566.66	0.00	5,411.90	4,877.51	4,032.27
4200	Debate Team	6,174.02	0.00	300.00	0.00	5,874.02
4210	DECA	0.00	0.00	0.00	0.00	0.00
4214	Unified Activities	19,321.57	0.00	0.00	0.00	19,321.57
4215	Diversity	0.00	0.00	0.00	0.00	0.00
4220	Drama Club	5,733.03	0.00	0.00	0.00	5,733.03
4224	Computer Club	1,045.21	0.00	0.00	0.00	1,045.21
4225	Engineering	938.80	0.00	0.00	0.00	938.80
4226	Economics Club	500.00	0.00	0.00	0.00	500.00
4230	Environmental Club	1,242.54	0.00	0.00	0.00	1,242.54
4250	FCCLA	5,590.53	0.00	0.00	0.00	5,590.53
4251	FCCLA District 3	1,666.09	0.00	0.00	0.00	1,666.09
4260	FCS Club	0.00	0.00	0.00	0.00	0.00
4290	Forensics	2,148.83	0.00	0.00	0.00	2,148.83
4310	French Club	1,895.29	0.00	0.00	0.00	1,895.29
4320	Educators Rising	4,141.71	0.00	0.00	0.00	4,141.71
4325	Gaming Club	30.45	0.00	0.00	0.00	30.45
4340	German Club	12.35	0.00	0.00	0.00	12.35
4365	HOSA	9,639.40	0.00	0.00	0.00	9,639.40
4370	Industrial Arts	0.00	0.00	0.00	0.00	0.00
4380	International Club	0.00	0.00	0.00	0.00	0.00
4390	Intramurals	0.00	0.00	0.00	0.00	0.00
4395	Invisible Children-WHS	0.00	0.00	0.00	0.00	0.00
4400	Japanese Club	0.00	0.00	0.00	0.00	0.00
4410	Junior Class	15,272.17	0.00	0.00	0.00	15,272.17
4415	Justice League	0.00	0.00	0.00	0.00	0.00
4420	Key Club	1,970.25	0.00	0.00	0.00	1,970.25

## Current Cash Balance

Sorted by Site ID, Group ID, Activity ID.  
From 07/01/2021 to 07/31/2021.

Site ID Group ID	Site Name Group Name	Activity ID	Activity Name	Beginning Cash	Receipts	Disbursements	Adjustments	Cash Balance
4421			Knitting and Crocheting Club	62.45	0.00	0.00	0.00	62.45
4425			LaCrosse Boys	20.00	0.00	0.00	0.00	20.00
4426			LaCrosse Girls	0.00	0.00	0.00	0.00	0.00
4440			Leadership Club	0.00	0.00	3,150.00	0.00	-3,150.00
4460			Literary Magazine	85.00	0.00	0.00	0.00	85.00
4470			Manufacturing	2,284.50	0.00	0.00	0.00	2,284.50
4480			Mascot Team	0.00	0.00	0.00	0.00	0.00
4485			Math Club	64.92	0.00	0.00	0.00	64.92
4490			M-Club	0.00	0.00	0.00	0.00	0.00
4491			Millard United Rugby	0.00	0.00	0.00	0.00	0.00
4500			Music	1,760.80	0.00	0.00	0.00	1,760.80
4501			Music-Auditorium	-2,805.90	0.00	0.00	0.00	-2,805.90
4502			Music-Donations	0.00	0.00	0.00	0.00	0.00
4503			Music-Musicals	12,106.50	0.00	0.00	0.00	12,106.50
4510			National Honor Society	2,172.48	0.00	0.00	0.00	2,172.48
4520			Newspaper	1,252.22	0.00	0.00	0.00	1,252.22
4530			Orchestra	896.68	0.00	0.00	0.00	896.68
4531			Orchestra Trip	1,871.15	0.00	0.00	0.00	1,871.15
4540			Other Clubs	0.00	0.00	0.00	0.00	0.00
4570			Play Production	7,684.57	0.00	600.00	0.00	7,084.57
4605			Power Robotics	747.53	0.00	0.00	0.00	747.53
4610			SAFE/DARE/Drug Free	0.00	0.00	0.00	0.00	0.00
4630			Science Club	27.16	0.00	0.00	0.00	27.16
4640			Senior Class	2,866.52	0.00	0.00	0.00	2,866.52
4645			Show Choir	64,839.56	0.00	1,245.00	7,615.00	71,209.56
4646			Show Choir Competition	0.00	0.00	0.00	0.00	0.00
4648			Show Choir Reserve	0.00	0.00	0.00	0.00	0.00
4650			Skills USA	1,246.76	0.00	0.00	0.00	1,246.76
4660			Spanish Club	0.00	0.00	0.00	0.00	0.00
4662			Sociedad Honoraria Hispanica	2,134.18	0.00	0.00	0.00	2,134.18
4690			Spirit Shop	8,856.45	0.00	3,095.10	0.00	5,761.35
4700			STUCO Workshops	157.93	0.00	0.00	0.00	157.93
4710			Student Council	47,534.75	0.00	575.00	0.00	46,959.75
4725			Theater Workshop	300.00	0.00	0.00	0.00	300.00
4760			World Language	0.00	0.00	0.00	0.00	0.00
4770			Yearbook	58,009.69	6,580.00	677.90	0.00	63,911.79
4780			Youth to Youth	0.00	0.00	0.00	0.00	0.00
D Totals:				328,783.49	7,215.00	24,765.51	17,127.29	328,360.27

## Current Cash Balance

Sorted by Site ID, Group ID, Activity ID.  
From 07/01/2021 to 07/31/2021.

Site ID Group ID	Site Name Group Name	Activity ID	Activity Name	Beginning Cash	Receipts	Disbursements	Adjustments	Cash Balance
<b>E</b>	<b>ADMINISTRATIVE CUSTODIAL</b>							
	5010		After Prom	118.00	0.00	0.00	0.00	118.00
	5020		Fines	-1,014.96	0.00	0.00	0.00	-1,014.96
	5025		Fines - Library Book	489.39	0.00	0.00	-469.40	19.99
	5027		Fines-Textbooks	128.56	10.00	0.00	0.00	138.56
	5030		Counseling Center	7,275.49	0.00	188.75	0.00	7,086.74
	5040		Fundraising-General	0.00	0.00	0.00	0.00	0.00
	5055		Hall of Fame	-309.46	0.00	0.00	309.46	0.00
	5060		Hospitality	0.00	0.00	0.00	0.00	0.00
	5070		Library	1,493.72	0.00	632.00	469.40	1,331.12
	5110		Other Student Activities	35.00	0.00	0.00	0.00	35.00
	5115		Field Trips-Curriculum Related	0.00	0.00	0.00	0.00	0.00
	5120		P.E.	86.00	0.00	0.00	0.00	86.00
	5130		Parking	9,674.15	4,920.00	880.33	200.00	13,913.82
	5140		PayBac	0.00	0.00	0.00	0.00	0.00
	5150		Pool Maintenance	0.00	0.00	0.00	0.00	0.00
	5160		PSAT Exam	0.00	0.00	0.00	0.00	0.00
	5180		Teacher Fund/Grants	1,838.36	0.00	0.00	0.00	1,838.36
	5185		Technology	4,127.20	0.00	0.00	0.00	4,127.20
	5190		Transcripts	100.00	305.00	0.00	0.00	405.00
	5205		Vocational	80.00	0.00	0.00	0.00	80.00
	<b>E Totals:</b>			<b>24,121.45</b>	<b>5,235.00</b>	<b>1,701.08</b>	<b>509.46</b>	<b>28,164.83</b>
<b>Q</b>	<b>STUDENT FEE FUND</b>							
	7090		ACP (SpEd) Trips	0.00	0.00	0.00	0.00	0.00
	7160		Participation Fees - Athletics	0.00	10,205.00	0.00	0.00	10,205.00
	7161		Activity-Athletic Pass	0.00	195.00	0.00	0.00	195.00
	7170		Participation Fees - Clubs & Orgs	0.00	24,482.56	0.00	-16,117.56	8,365.00
	7190		Field Trips	340.16	0.00	0.00	0.00	340.16
	7900		Field Trips-Other	0.00	0.00	0.00	0.00	0.00
	<b>Q Totals:</b>			<b>340.16</b>	<b>34,882.56</b>	<b>0.00</b>	<b>-16,117.56</b>	<b>19,105.16</b>
<b>R</b>	<b>AP/IB EXAMS</b>							
	8010		AP Exams	48,224.29	120.00	1,603.99	0.00	46,740.30
	<b>R Totals:</b>			<b>48,224.29</b>	<b>120.00</b>	<b>1,603.99</b>	<b>0.00</b>	<b>46,740.30</b>

# Current Cash Balance

Sorted by Site ID, Group ID, Activity ID.  
From 07/01/2021 to 07/31/2021.

Site ID Group ID	Site Name Group Name	Activity ID	Activity Name	Beginning Cash	Receipts	Disbursements	Adjustments	Cash Balance
S	ATHLETIC							
		9010	Gate Receipts	177,027.71	599.84	0.00	-192,343.38	-14,715.83
		9020	Cash Reserve	154,411.78	2,000.00	5,000.00	0.00	151,411.78
		9030	Concessions	0.00	0.00	0.00	0.00	0.00
		9040	Tickets	0.00	1,320.00	0.00	0.00	1,320.00
		9050	Athletic-General	-8,796.43	0.00	368.68	8,872.15	-292.96
		9060	Athletic Director	-614.99	0.00	347.99	864.99	-97.99
		9070	Miscellaneous Receipts	0.00	0.00	0.00	0.00	0.00
		9080	Fundraising-Athletic	0.00	390.00	0.00	0.00	390.00
		9090	Strength & Conditioning	0.00	0.00	0.00	0.00	0.00
		9100	Athletic Training	-2,394.22	0.00	3,068.56	2,394.22	-3,068.56
		9110	Activities	-2,071.89	0.00	0.00	2,071.89	0.00
		9120	Booster Contributions-Girls	0.00	2,929.72	0.00	-2,929.72	0.00
		9130	Booster Contributions-Boys	0.00	3,177.69	0.00	-3,177.69	0.00
		9140	Metro Tournament	0.00	0.00	0.00	0.00	0.00
<b>S Totals:</b>				<u>317,561.96</u>	<u>10,417.25</u>	<u>8,785.23</u>	<u>-184,247.54</u>	<u>134,946.44</u>
<b>WHS Activity Totals:</b>				<u>426,484.03</u>	<u>86,426.62</u>	<u>63,068.07</u>	<u>0.00</u>	<u>449,842.58</u>

	Begin Balance	Transfers	Receipts	Disbursements	Adjustments	End Balance
WHS Checking:			86,426.62	63,068.07		
WHS Investment:						
<b>WHS Bank Balances:</b>	<u>426,484.03</u>		<u>86,426.62</u>	<u>63,068.07</u>	<u>0.00</u>	<u>449,842.58</u>

# Current Cash Balance

Sorted by Site ID, Group ID, Activity ID.  
From 07/01/2021 to 07/31/2021.

Site ID	Site Name	Beginning Cash	Receipts	Disbursements	Adjustments	Cash Balance
Group ID	Group Name					
Activity ID	Activity Name					
<b>Summer Millard Admin Summer School</b>						
<b>A</b>	<b>ACTIVITY GENERAL</b>					
1010	General Admin	3,925.72	0.05	0.00	0.00	3,925.77
1011	Elementary School Summer School	84,298.14	155.00	84,404.35	0.00	48.79
1012	Middle School Summer School	69,478.00	134.00	69,563.21	0.00	48.79
1013	Senior High Summer School	127,070.00	175.00	127,196.21	0.00	48.79
1018	School Pay Fees	-146.37	0.00	165.59	0.00	-311.96
<b>A Totals:</b>		284,625.49	464.05	281,329.36	0.00	3,760.18
<b>Summer Activity Totals:</b>		284,625.49	464.05	281,329.36	0.00	3,760.18

	Begin Balance	Transfers	Receipts	Disbursements	Adjustments	End Balance
Summer Checking:			464.05	281,329.36		
Summer Investment:						
<b>Summer Bank Balances:</b>	284,625.49		464.05	281,329.36	0.00	3,760.18

**Millard Public Schools - Planned Disposition of Surplus Property**

BOE Packet Due Date: **9/15/2021** BOE Meeting Date: **9/20/2021** Sale or Disposal Scheduled After: **9/20/2021**

<b>Lot</b>	<b>Quantity</b>	<b>Description</b>
1	1	20" Powermatic Bandsaw
2	1	Powermatic Drill Standup
3	1	Shop Outfitters
4	1	Dual Electric Grinder
5	1	Delta Bandsaw
6	1	Delta Drill
7	1	Millermatic 200
8	7	Miller Dialarc 250
9	2	Powermatic Band Saw
10	1	Jet Gold Series
11	1	Baldor grinder
12	1	Grinder
13	1	Powermatic Bandsaw
14	1	Delta Table Saw
15	1	Delta Bandsaw
16	1	Miller Spot Weld Timer
17	1	Brick Top
18	1	Speedy Melt
19	2	Freedomotion Quad
20	1	Freedomotion Hamstring
21	1	Universal Gym
22	1	Metal Coat Rack
23	1	Plasma Cam
24	1	Wenger Filpforms (Set)
25	1	Paper folder
26	1	Piano
27	1	Vivraphone Musser
28	1	Zildjian
29	2	Hot/cold hold unit
30	1	Shake machine
31	3	Well steam table
32	1	6 burner gas stove/oven
33	3	Slide rail
34	1	Drain table
35	3	Drink barrel
36	1	Soup warmer
37	2	Large panini press
38	3	Small panini press
39	2	Slide rail
40	3	3 well steam table
41	2	Cold offering salad bar
42	1	Electric chafer
43	1	Food warmer
44	2	Fridge/freezer
45	1	Cold make table
46	1	Serve table
47	6	Mixer attachments
48	1	60 qt Mixing bowl
49	1	Hot food case

50	1	Convection oven
51	1	Cereal dispenser
52	2	Decorative star
53	3	Slicers
54	2	Fryers
55	1	Tilt skillet
56	8	Sandwich slides
57	2	Large slicer
58	1	Vending machine
59	3	Salad bars
60	1	Misc Hobart attachments lot
61	1	Hobart attachment
62	1	Grinder attachment
63	1	Pizza rack
64	2	Clear 4" half pans
65	6	2" ivory half pans
66	9	2" ivory third pans
67	1	3 gallon cambro tub white
68	14	16" pizza display pan
69	2	Napkin dispenser
70	1	Sifter
71	1	Kettle paddle
72	1	28qt bowl
73	1	Grinder attachments
74	25	clear 4" 1/2 pans
75	1	Metro shelving
76	4	6" deep clear pans with lids
77	1	Salad bar crock
78	3	Small beige bowls
79	8	Clear 4" full pans
80	1	Small ice wand
81	10	Assorted plates
82	12	Syrup pours
83	8	Metal display risers
84	9	Metal display risers
85	9	Lunch trays
86	24	Tan lunch trays
87	12	Pastel green lunch trays
88	12	Green lunch trays
89	1	2011 Ford Econoline E-250 Oxford White 1FTNE2EL9BDA47299
90	1	2006 Ford Econoline E-250 Oxford White 1FTNE24W86HA14773
91	1	2009 Ford Econoline E-250 Oxford White 1FTNE24L29DA17900
92	1	2007 Ford Econoline E-250 Oxford White 1FTNE24W77DA32951
93	1	2002 Ford Econoline E-250 Light Gold 1FMRE11L52HA59052
94	1	2002 Dodge Dakota Club Cab 131" with Tommy Lift Gate 1B7GG32N32S543984
95	1	2007 Dodge Ram 2500 2WD Reg Cab 140.5" with Utility Box 3D6WR26D37G759120
96	1	2009 Ford Econoline E-150 Wagon Oxford White 1FMNE11W19DA26172
97	1	2009 Ford conoline E-150 Wagon Oxford White 1FMNE11W59DA26174
98	1	John Deere 325 Lawn Tractor
99	1	John Deere 955 Tractor with mower deck
100	3	John Deere TRS 27 snowblowers
101	1	Jacobsen drill seeder



102	1	John Deere 726 snowblower
103	1	Dixon ZTR Mower
104	1	Case 580 Super K
105	1	New Holland MC35 with 702D Snowblade and 716D snow blower
106	3	Hose Reels
107	1	Scag Turf Tiger ZTR mower
108	1	John Deere 2150 Tractor
109	1	Cub Cadet 750 UTV
110	4	Miller ARC welders
111	1	Lincoln electric ARC welder
112	1	10ft trailer
113	1	16ft trailer
114	1	Ryan power rake
115	1	John Deere 21in. mower
116	4	Lazer line stripers
117	1	John Deere 21 utility trailer
118	1	Booster Pump
119	2	Fuel tanks- inbed
120	4	Random tool boxes
121	1	Pro tech V-blade
122	1	Toro seeder
123	1	Kubota snowblower
124	1	John deere snow blower
125	1	6ft multicolor lawn trailer
126	1	Field master 3 point drag
127	1	Finish gill

**AGENDA SUMMARY SHEET**

**Agenda Item:** Policy 1235: Conduct on District Property

**Meeting Date:** September 20, 2021

**Background/  
Description:** Scheduled Review

**Action Desired:** Reaffirm

**Policy /  
Strategic Plan  
Reference:** N/A

**Responsible Person(s):** Bill Jelkin, Director of Student Services

**Superintendent's Signature:**

A handwritten signature in black ink, appearing to read "Bill Jelkin", is written over a light gray rectangular background.

## Community

### Conduct on District Property

**1235**

The District will promote in all District schools, facilities, and activities, an environment which is safe, free of disruption, and predicated by mutual respect, civility, and orderly conduct among District employees, students, parents, and visitors. The District welcomes and encourages parental participation in their child's education and school activities. However, parents and other visitors to District schools, facilities, and activities are expected to follow District policies and rules, and interact in a manner that is respectful and not disruptive of instruction, District activities, or other functions. Behavior that is threatening, intimidating, disruptive or resulting in an unsafe educational environment for students, District employees, parents, or other visitors will not be tolerated.

Related Policies & Rules: 1235.1

Approved: July 1, 2002

Revised: September 17, 2012; April 21, 2014

[Reaffirmed: September 20, 2021](#)

Millard Public Schools  
Omaha, NE

**AGENDA SUMMARY SHEET**

**Agenda Item:** Rule 1235.1: Conduct on District Property

**Meeting Date:** September 20, 2021

**Background/  
Description:** Scheduled Review

**Action Desired:** Reaffirm

**Policy /  
Strategic Plan  
Reference:** N/A

**Responsible Person(s):** Bill Jelkin, Director of Student Services

**Superintendent's Signature:**

A handwritten signature in black ink, appearing to read "Bill Jelkin", is written over a light gray rectangular background.

## Community

### Conduct on District Property

1235.1

- I. Conduct of District Employees, Parents, and Visitors. The District will promote in all District schools, facilities, and activities, an environment which is safe, free of disruption, and predicated by mutual respect, civility, and orderly conduct among District employees, students, parents, and visitors. District employees will demonstrate professionalism when communicating with the public or other District employees. District employees, parents, and other visitors will avoid disruptive, volatile, hostile, threatening, or aggressive communications or actions.
- A. Expected Level of Behavior.
1. District employees will treat parents, members of the public, and other District employees with courtesy and respect.
  2. Parents and other visitors to District schools, facilities, and activities will treat students, District employees, other parents, and other visitors with courtesy and respect.
- B. Unacceptable/Disruptive Behavior.
1. Disruptive behavior includes, but is not limited to, behavior which interferes with or threatens to interfere with the operation of a classroom, a District employee's duties, the functions of a school facility, District activities, or substantially interferes with the educational process.
  2. Using loud and/or offensive language, swearing, cursing, using profane language, or the display of anger.
  3. Threatening to do bodily or physical harm to students, District employees or other visitors on District property whether or not the behavior constitutes or may constitute a criminal violation.
  4. Damaging or destroying District property.
  5. Any other behavior that disrupts the orderly operation of a school, a school classroom, any District facility or activity, or a District employee's duties.
  6. Refusing to follow District safety instructions or District policies or rules.
  7. Defaming District employees.
  8. Abusive, threatening, obscene, harassing or repetitive telephone calls, E-mails or voice mail messages.
  9. Sexual harassment of District personnel, students, patrons, or vendors is strictly prohibited. Sexual harassment shall include, but is not limited to, unwelcome sexual advances, requests for sexual favors and other verbal, nonverbal or physical conduct of a sexual nature.
- C. Recourse. Any employee, parent or other visitor who believes he/she was subject to unacceptable/disruptive behavior from a District employee, parent, or other visitor should bring such behavior to the attention of the immediate supervisor, building principal, or the Associate Superintendent of Human Resources.

## II. Authority of School Personnel.

### A. Authority to Direct Persons to Leave District Property and to Limit Communications or Monitor Communications with District Employees.

1. Any individual who exhibits the following behaviors may be directed to leave District property by a principal, principal's designee or any District level administrator:
  - a. Disrupts or threatens to disrupt school or District activities or operations;
  - b. Threatens to or attempts to do or does physical harm to students, District employees, or other visitors;
  - c. Threatens the health or safety of students, District employees, or other visitors;
  - d. Intentionally causes damage to a school, District property, or property of other visitors;
  - e. Uses loud or offensive language;
  - f. Defames District employees;
  - g. Who without authorization comes onto District property.
2. If the person refuses to leave the premises as directed, the administrator or other authorized personnel shall call 911 for law enforcement assistance.
3. If a visitor uses obscenities or speaks in a demanding, loud, insulting, and/or a demeaning manner, the District employee to whom the remarks are directed will follow these procedures:
  - a. Shall calmly and politely warn the speaker to communicate civilly.
  - b. If such conduct continues, the District employee to whom the remarks are directed may, after giving appropriate notice to the speaker, terminate the meeting, conference, or telephone conversation.
  - c. If the meeting or conference is on District property, any District employee may request that an administrator or other authorized personnel direct the speaker to promptly leave the premises.
  - d. If the person refuses to leave the premises as directed, the principal or designee or a District level administrator may call 911 for law enforcement assistance.
  - e. If the District employee is threatened with personal harm, the District employee may call 911 for law enforcement assistance.

### B. Authority to Report or Terminate Phone or E-mail Communication.

1. If any District employee receives an E-mail or voice mail message that is abusive, threatening, obscene, harassing or repetitive, the District employee is not obligated to continue the telephone call or respond to the E-mail or return the telephone call.

2. The District employee should save the message and contact their supervisor. If the message threatens personal harm, the District employee may contact law enforcement.

Related Policies and Rules: 4001.3, 5010.3, 5730, 5730.1, 5740, 5740.1, 6800, 6800.1

Rule Approved: July 1, 2002

Revised: March 20, 2006; September 17, 2012; April 21, 2014; November 16, 2020

[Reaffirmed: September 20, 2021](#)

Millard Public Schools  
Omaha, NE

**AGENDA SUMMARY SHEET**

**Agenda Item:** Policy 1347 Use of Tobacco and E-Cigarette Products

**Meeting Date:** September 20, 2021

**Background/  
Description:** Scheduled Review

**Action Desired:** Reaffirm

**Policy /  
Strategic Plan  
Reference:** N/A

**Responsible Person(s):** Bill Jelkin, Director of Student Services

**Superintendent's Signature:**

A handwritten signature in black ink, appearing to read "Jim Deitgen", is placed on a light gray rectangular background.



**Community Relations****1347****Use of Tobacco and E-Cigarette Products**

No tobacco products or e-cigarette type products may be used by community members and visitors in facilities or on grounds owned, leased or operated by the Millard Public Schools.

Related Policies and Rules: 1347.1, 4172, 4172.1, 3642

Policy Adopted: September 6, 1988, December 20, 1993

Revised: January 17, 1994; April 19, 2004; April 21, 2014

Reaffirmed: February 9, 2004; October 17, 2011; [September 20, 2021](#)

Millard Public Schools  
Omaha, Nebraska

**AGENDA SUMMARY SHEET**

**Agenda Item:** Policy 1347.1 Using Tobacco and E-Cigarette Products

**Meeting Date:** September 20, 2021

**Background/  
Description:** Scheduled Review

**Action Desired:** Reaffirm

**Policy /  
Strategic Plan  
Reference:** N/A

**Responsible Person(s):** Bill Jelkin, Director of Student Services

**Superintendent's Signature:**

A handwritten signature in black ink, appearing to read "Bill Jelkin", is written over a light gray rectangular background.

## Community

### Using Tobacco and E-Cigarette Products

**1347.1**

Appropriate signs will be placed at the entrances of all buildings, athletic facilities, and spectator areas advising all persons who enter of the District policy prohibiting smoking and the use of tobacco products and e-cigarette type products on District property.

Anyone who is observed smoking or using tobacco products or e-cigarette type products in violation of District policies shall be asked to refrain from such activity. If the individual fails to comply with the request the violation may be referred to the principal or District supervisory personnel responsible for the area or the program. The supervisor shall make a decision on further action, which may include a directive to leave school property. Repeated violations may result in a recommendation to the Superintendent to prohibit the individual from entering District property for a specified period of time. If deemed necessary by school administration, the local law enforcement agency may be called upon to assist with enforcement of this policy.

Related Policies and Rules: 1347, 4172, 4172.1, 3642

Rule Approved: November 7, 1988; December 20, 1993

Revised: January 17, 1994; February 9, 2004; April 19, 2004; April 21, 2014

Reaffirmed: October 17, 2011; [September 20, 2021](#)

Millard Public Schools  
Omaha, Nebraska

**AGENDA SUMMARY SHEET**

**Agenda Item:** First Reading of Policy 6000: Curriculum, Instruction, and Assessment- General Policy Statement

**Meeting Date:** September 20, 2021

**Background/Description:** This policy is being reviewed based on our seven-year cycle.

**Action Desired:** First Reading of Policy 6000: Curriculum, Instruction, and Assessment- Geberal Policy Statement

**Policy / Strategic Plan**

**Reference:** N/A

**Responsible Person:** Dr. Heather Phipps

**Superintendent's Signature:**

A handwritten signature in black ink, appearing to read "Jim Daulton", is written on a light gray rectangular background.

## Curriculum, Instruction, and Assessment

### General Policy Statement

**6000**

The professional staff of the Millard Public Schools is responsible for the development, improvement, and maintenance of a comprehensive educational program that consists of curriculum, instruction, assessment, and ~~staff development~~ [professional learning](#) which is in accordance with federal regulations, the provisions of the constitution of the state, the acts of the legislature, the rule and regulations of the state board of education, and the policies and rules of the Millard Board of Education, district strategic plan, and administrative regulations.

#### Legal Reference:

Neb. Rev. Stat. 79-526 district boards; schools; supervision and control, Title 92, Nebraska  
Administrative Code, Chapter 10

Policy adopted: (revised) June 15, 1992

Revised: June 15, 1992; November 10, 1997; April 19, 1999; October 6, 2008;  
[October 18, 2021](#)

Reaffirmed: October 3, 2005; January 5, 2015

Millard Public Schools  
Omaha, Nebraska

**AGENDA SUMMARY SHEET**

**Agenda Item:** First Reading of Policy 6010: Curriculum, Instruction, and Assessment- Comparability

**Meeting Date:** September 20, 2021

**Background/**

**Description:** This policy is being reviewed based on our seven-year cycle.

**Action Desired:** First Reading of Policy 6010: Curriculum, Instruction, and Assessment- Comparability

**Policy / Strategic Plan**

**Reference:** N/A

**Responsible Person:** Dr. Heather Phipps

**Superintendent's Signature:**

A handwritten signature in cursive script, appearing to read "Jim Smith", is written on a light gray rectangular background.

## Curriculum, Instruction, and Assessment

### Comparability

**6010**

It shall be the policy of the Millard Public Schools to provide comparable curriculum, instruction, assessment, and ~~staff development~~ [professional learning](#) to each school in the District.

Legal Reference: Title IX U.S.C.

Related Policies and Rules: 6010.1

Policy Adopted: January 10, 1983

Revised: May 3, 1999; October 6, 2008; [October 18, 2021](#)

Reaffirmed: November 21, 2005; January 5, 2015

Millard Public Schools  
Omaha, Nebraska

## Curriculum, Instruction, and Assessment

### Comparability of Curriculum, Instruction and Assessment

**6010.1**

The superintendent or his/her designee, prior to the commencement of each school year, shall collect such information necessary to enable him/her to determine the comparability of resources provided to schools of the district. The following district identified areas must be considered and provided:

- I. Curriculum resources
- II. Instructional resources
- III. Assessment resources
- IV. ~~Staff development~~ [Professional learning](#) resources

All information collected shall be retained as evidence of implementation of the district's policy of comparability. Any adjustments deemed necessary based upon the data collected shall be made accordingly; provided, however, the district is not required to provide services outside the regular classroom or school program.

Rule Approved: January 10, 1983  
Revised: May 3, 1999; October 6, 2008; [October 18, 2021](#)  
Reaffirmed: December 5, 2005; January 5, 2015

Millard Public Schools  
Omaha, Nebraska

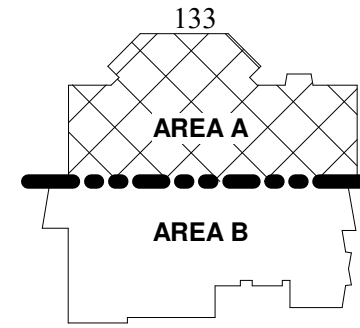


## AGENDA SUMMARY SHEET

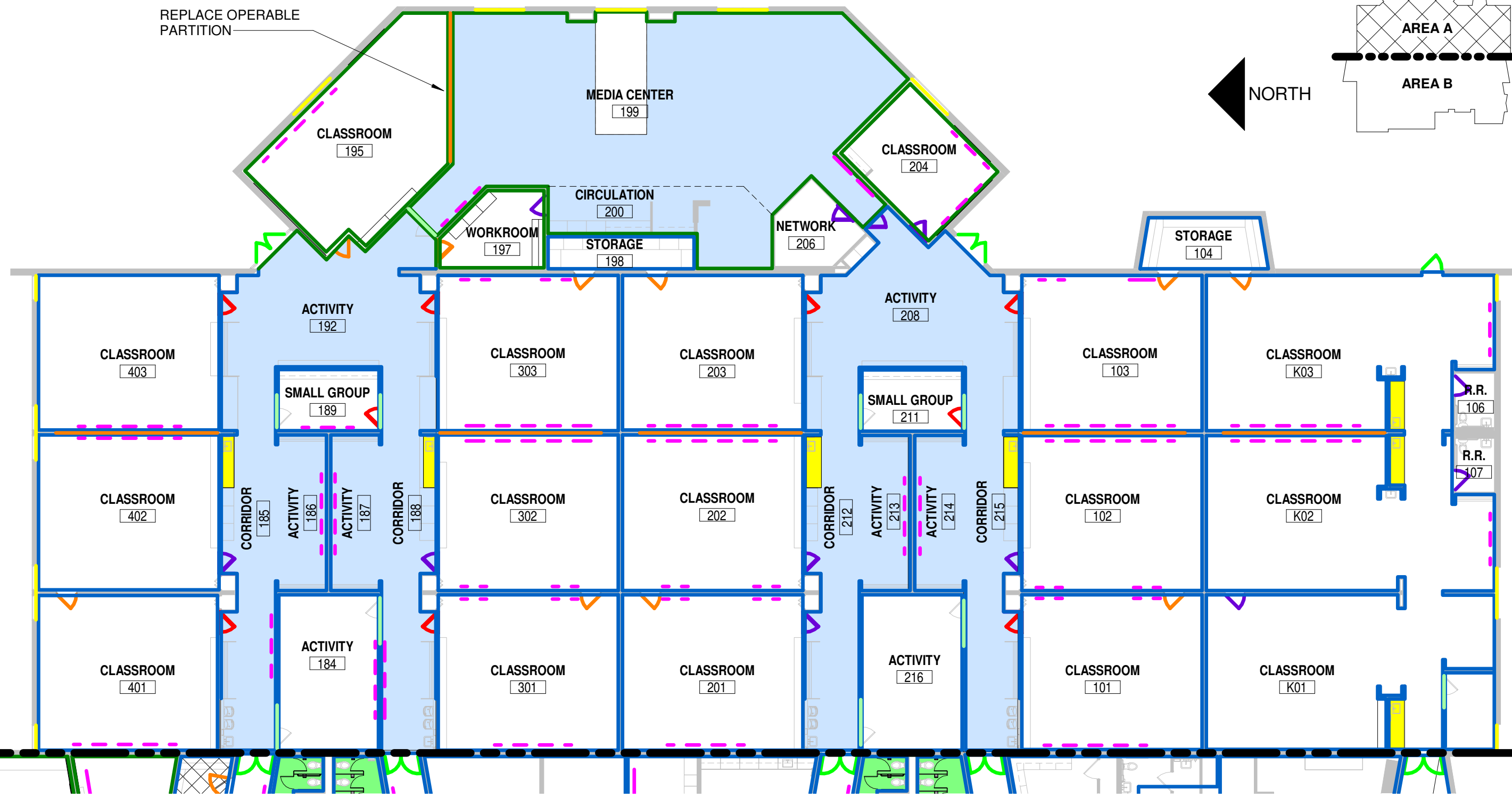
<b>Agenda Item:</b>	Approval of Schematic Design for Sandoz Elementary School
<b>Meeting Date:</b>	September 20, 2021
<b>Background/ Description:</b>	<p>The progressive steps for construction projects are generally as follows:</p> <ol style="list-style-type: none"> <li>1. Schematic Design (SD) * <i>Board Meeting Presentation</i> <ul style="list-style-type: none"> <li>- “50 thousand feet view” – initial design and cost estimates</li> </ul> </li> <li>2. Design Development (DD) <ul style="list-style-type: none"> <li>- “10 thousand feet view” – refined design and cost estimates</li> </ul> </li> <li>3. Construction Documents (CD) * <i>Board Meeting Presentation</i> <ul style="list-style-type: none"> <li>- Final design and cost estimates for contractors to bid the project.</li> </ul> </li> <li>4. Bidding/Awarding of Contract (BA) * <i>Board Meeting Presentation</i> <ul style="list-style-type: none"> <li>- The receipt of bids and award of the construction contract.</li> </ul> </li> <li>5. Contract Administration (CA) <ul style="list-style-type: none"> <li>- Supervision and documentation of the construction project.</li> </ul> </li> </ol> <p>Attached is the Schematic Design and initial cost estimates for the Sandoz Elementary School project. Sandoz Elementary is one of the renovation projects budgeted in the 2020 bond. The budget construction cost during the bond preparation process was \$910,775. The Schematic Design Estimate is \$764,964.</p> <p>A representative of Schemer Architects will be present to answer any questions.</p>
<b>Action Desired:</b>	It is recommended that the schematic design for the Sandoz Elementary School project be approved as submitted.
<b>Policy / Strategic Plan Reference:</b>	N/A
<b>Responsible Person(s):</b>	Chad Meisgeier, Chief Financial Officer
<b>Superintendent’s Signature:</b>	



133

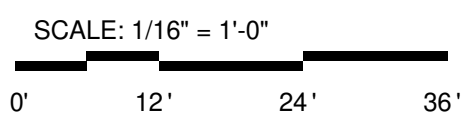


REPLACE OPERABLE PARTITION



AREA A  
AREA B

- |  |                                   |  |  |  |                              |  |                       |
|--|-----------------------------------|--|--|--|------------------------------|--|-----------------------|
|  | REPAIR WOOD DOOR & PAINT HM FRAME |  | DEMO TACK WALL COVERING, REPLACE WITH NEW GYP & PAINT  |  | NEW CEILING                  |  | 50 FIRST FEET REMODEL |
|  | REPAIR HM DOOR & PAINT HM FRAME   |  | NEW TACK BORADS / WHITE BOARDS                         |  | NEW SHEET VINYL              |  | NEW FAMILY RESTROOM   |
|  | PAINT HM FRAME                    |  | DEMO OPERABLE PARTITION, INFILL W/ METAL STUDS AND GWB |  | NEW WALK-OFF CARPET          |  | NEW PORCELAIN TILE    |
|  | PAINT HM DOOR & FRAME             |  | PAINT HM WINDOWS & NEW WINDOW SHADE                    |  | NEW SOLID SURFACE COUNTERTOP |  | NEW TABLE STORAGE     |
|  |                                   |  | PAINT HM WINDOW & FRAMES                               |  |                              |  |                       |
|  |                                   |  | PAINT WALLS  |  |                              |  |                       |

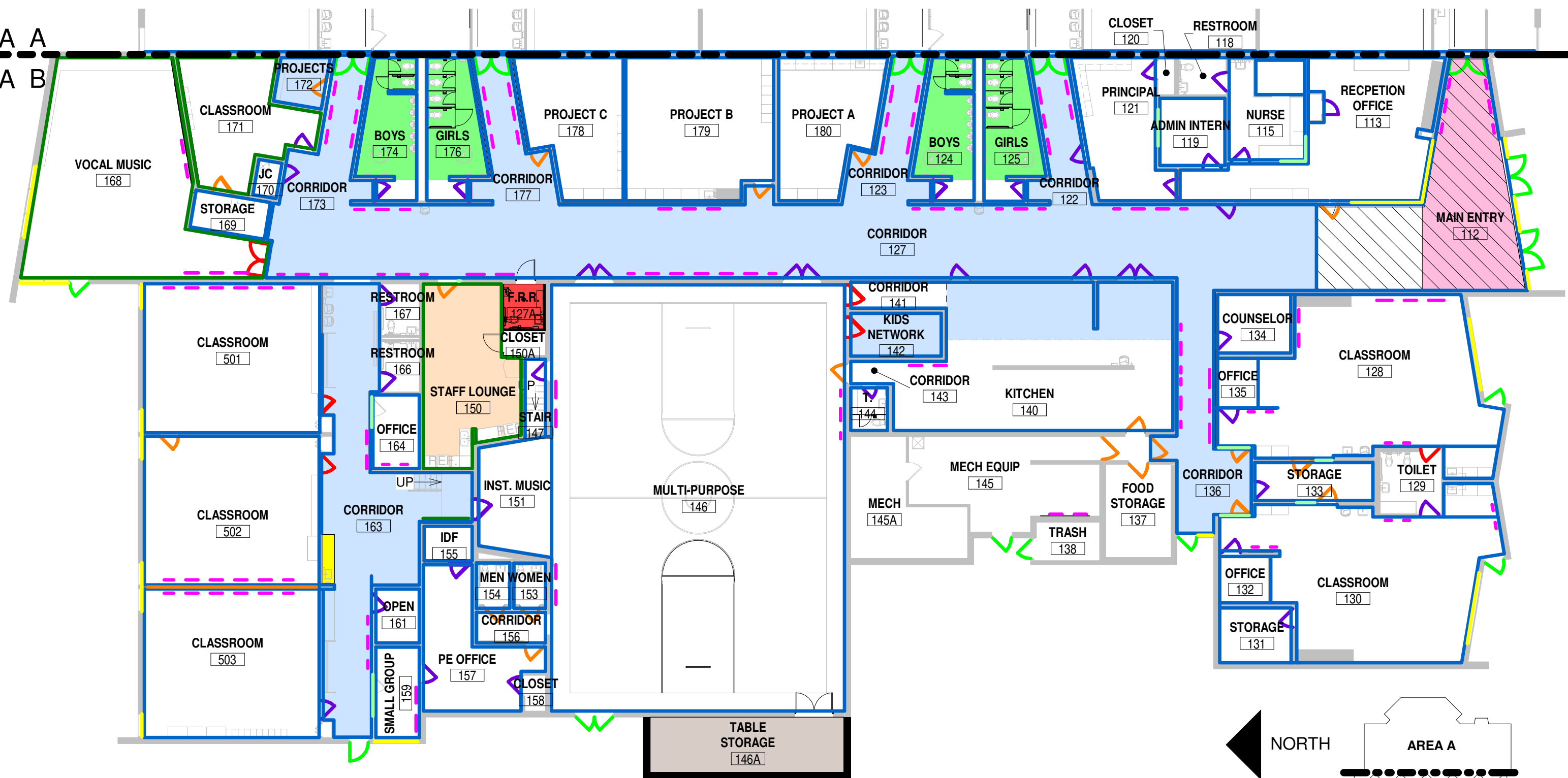















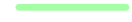
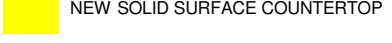
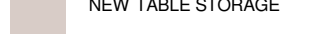


9/7/2021  
**PROJECT #1: SANDOZ ELEMENTARY SCHOOL**  
**INTERIOR RENOVATIONS - AREA A**  
 08346.001

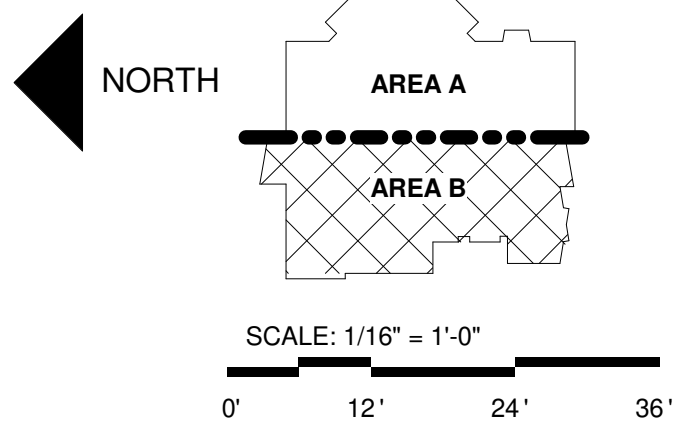
\*\*\*NEW ALARM SYSTEM (ENTIRE BUILDING)



AREA A  
AREA B



-  REPAIR WOOD DOOR & PAINT HM FRAME
-  DEMO TACK WALL COVERING, REPLACE WITH NEW GYP & PAINT
-  NEW CEILING
-  50 FIRST FEET REMODEL
-  REPAIR HM DOOR & PAINT HM FRAME
-  NEW TACK BORARDS / WHITE BOARDS
-  NEW SHEET VINYL
-  NEW FAMILY RESTROOM
-  PAINT HM FRAME
-  DEMO OPERABLE PARTITION, INFILL W/ METAL STUDS AND GWB
-  NEW WALK-OFF CARPET
-  NEW PORCELAIN TILE
-  PAINT HM WINDOW & NEW WINDOW SHADE
-  PAINT HM WINDOW & FRAMES
-  NEW SOLID SURFACE COUNTERTOP
-  NEW TABLE STORAGE
-  PAINT HM DOOR & FRAME
-  PAINT WALLS
- \*\*\*NEW ALARM SYSTEM (ENTIRE BUILDING)



9/7/2021  
**PROJECT #1: SANDOZ ELEMENTARY SCHOOL**  
**INTERIOR RENOVATIONS - AREA B**  
 08346.001

**MPS Project #1: Sandoz Elementary School**  
**SD PROBABLE COST ESTIMATE**  
9/8/2021

DIVISION	DESCRIPTION	COST
1	GENERAL CONDITIONS	\$ 44,865
2	Existing Conditions	\$ 43,667
3	CONCRETE	\$ 16,910
4	MASONRY	\$ 52,067
5	METALS	\$ 19,160
6	WOOD PLASTICS & COMPOSITES	\$ 1,315
7	THERMAL / MOISTURE PROTECTION	\$ 11,318
8	DOORS & WINDOWS	\$ 5,289
9	FINISHES	\$ 367,698
10	SPECIALTIES	\$ 55,980
11	EQUIPMENT	
12	FURNISHINGS	
13	SPECIAL CONSTRUCTION	\$ -
14	CONVEYING SYSTEMS	\$ -
21	FIRE SUPPRESSION	\$ -
22	PLUMBING	\$ 11,600
23	HEATING VENTILATING & AIR CONDITIONING	\$ 11,039
26	ELECTRICAL	\$ 10,420
27	SPECIAL SYSTEMS	\$ 113,636
31	EARTHWORK	\$ -
32	EXTERIOR IMPROVEMENTS	\$ -
	<b>TOTAL</b>	<b>\$ 764,964</b>

**AGENDA SUMMARY  
SHEET**

**Agenda Item:** Approval of Paraprofessionals' Agreement with the Educational Paraprofessional Association of Millard

**Meeting Date:** September 20, 2021

**Background/Description:** The District and the Educational Paraprofessional Association of Millard ("EPAM") have reached tentative agreement for the 2021-22 school year. EPAM voted for approval of the tentative agreement on September 10, 2021. The estimated total package increase for this contract is 5.5%.

**Action Desired:** It is recommended that the Negotiated Agreement for the Paraprofessionals with the Educational Paraprofessional Association of Millard for the 2021-22 school year be approved and that the Superintendent or his designee be authorized to execute any and all documents related to such Agreement.

**Policy / Strategic Plan Reference:** N/A

**Responsible Person(s):** Chad Meisgeier, Chief Financial Officer  
Kevin Chick, Associate Superintendent of Human Resources

**Superintendent's Signature:**



## **COLLECTIVE BARGAINING AGREEMENT**

**THIS AGREEMENT** made and entered into by and between the **Educational Paraprofessional Association of Millard**, hereinafter referred to as EPAM, and **School District Number 17, Douglas County**, also known as the Millard School District, hereinafter referred to as the District.

### **ARTICLE I Recognition**

The District recognizes EPAM as the sole and exclusive bargaining agent for all full-time and part-time hourly employees employed by the District in the following job classifications: (1) general educational paraprofessionals; (2) orthopedic educational paraprofessionals; (3) preschool educational paraprofessionals; and (4) special education paraprofessionals.

### **ARTICLE II Management Rights**

Section 1. The management and direction of the District and direction of the employees covered by this agreement, including the right to hire, fire, suspend, discharge, make assignments of work, transfer employees, to change job assignments, to determine hours of work and all other acts and actions related to the administration and direction of the employees covered by this agreement are vested exclusively in the District; and the District specifically reserves all rights and prerogatives not abridged, delegated, or amended by the terms of this Contract.

Section 2. The District shall not discriminate against any employee covered by the agreement because of sex, disability, race, color, national or ethnic origin, religion, age, marital status, political affiliation or participation or nonparticipation in any organizations, as set forth in District Policies and Rules, local laws, the laws of the State of Nebraska, and the laws of the United States.

### **ARTICLE III Wages**

(a) For the 2021-22 school year, the District shall pay to each employee employed by the District during the 2020-21 school year a base wage increase of 5.62%. Pay raises will be effective with the first October payroll date in 2021.

(b) Each employee assigned by the District to work in the critical needs areas set forth below and other critical needs areas determined by the District will receive a stipend. Stipends shall be paid only if the critical needs assignment is the sole assignment of the paraprofessional and shall not be paid for temporary, substitute, or "fill in work" done by paraprofessionals. In the event the critical needs area is assigned to an employee, but is not the sole assignment for the paraprofessional, the District may: (1) pay no stipend; (2) pay the full stipend; or (3) split the available stipend among multiple employees. Each stipend referenced in this paragraph shall be above his or her regular base wage for each hour worked. In order to receive the stipend for working in a VI classroom, the eligible paraprofessional must be fluent in Braille. Identification of such assignments will be solely at the discretion of the District. The stipend will be removed if and when the employee is reassigned to a non-qualified position or if the District determines that the assignment no longer qualifies for such a stipend. Critical needs area stipends shall be as follows:

- (i) \$2.75 per hour for each employee assigned to BD and ACP;

- (ii) \$1.25 per hour for each employee assigned to a VI classroom
- (iii) 25¢ per hour for each employee assigned by the District to a Title I building or program;
- (iv) 25¢ per hour for each employee assigned by the District to a health room;
- (v) An amount between 25¢ per hour and \$1.00 per hour as determined by the District for other critical needs area stipends.

(c) Minimum pay for the 2021-22 school year shall be \$12.41 per hour and maximum pay shall be \$18.75 per hour plus applicable stipends.

(d) Each paraprofessional who completes 36 clock hours of District approved training prior to March 1, 2022 shall receive a training stipend wage increase. The training stipend wage increase shall equal a two percent (2%) increase. A paraprofessional may request the training stipend by completing the District's *Application for Training Stipend for Paraprofessionals*. The building principal and a personnel administrator must approve the application. Training hours must have been completed within 48 months of the date of application. Each paraprofessional is limited to one training stipend wage increase every three years (e.g. each paraprofessional who received a training stipend in 2019-20 or in 2020-21 shall not be eligible for a training stipend in 2021-22). Each year is defined as a school year. Each employee who is required by his or her supervisor to attend training shall be paid while at training. If the required training is scheduled outside the employee's normal work hours, the employee may receive additional hours of pay or the employee's schedule may be flexed during the week training takes place. Each employee who elects to attend training which is not required by the supervisor shall do so on his or her own time and shall not be paid for these hours by the district. A paraprofessional and a supervisor may agree in advance that the employee will participate in training "off-the-clock" (without pay) with the cost of the tuition paid by the supervisor. In these cases, the paraprofessional must agree to reimburse the District should he or she fail to complete the training. Of the 36 hours, no more than ten (10) hours may be for personal wellness activities related to fitness, exercise, or diet. All remaining hours must be directly related to the paraprofessional's job responsibilities. Any hours earned after March 1, 2022 or submitted to the District after March 1, 2022 shall not receive a training stipend wage increase.

(e) In the event an employee is assigned to substitute for another paraprofessional or assigned additional hours, the employee shall be paid his/her normal rate of pay.

#### **ARTICLE IV Insurance**

Each paraprofessional who is employed at least 20 hours per week or more shall be eligible to participate in the Health, Dental, and Life insurance Plans provided by the District. For eligible paraprofessionals, the District shall pay 60 percent (60%) of the amount of the District premium contribution levels in the Agreement with the Millard Education Association for health and dental. The District contribution amount shall be dependent upon the plan option elected by the paraprofessional and shall include a proportionate increased premium contribution for voluntary participation in the District's wellness program. Participation in the District's health and dental plan shall be contingent upon the eligible employee electing participation, agreeing to pay, and actually paying the remainder of the elected health premium.

The policies, procedures, implementation, amendments to, and all decisions related to the wellness program shall be the responsibility of the District.

In the event the District cancels the wellness program, the District shall calculate premiums for the 2022-23 year based on the employee's 2021-22 participation or non-participation in the program.

The District will pay the full premium for basic \$50,000 term life coverage.

**ARTICLE V**  
**Hours of Work**

Each employee shall be paid for each hour or fraction thereof the employee works. The normal workday shall not be more than eight (8) hours. The normal workweek shall not exceed forty (40) hours. Each employee required to work beyond forty (40) hours in one week shall be compensated for each hour in excess of forty (40) hours at the rate of one and one-half the employee's normal hourly rate.

Each employee is to work those hours as requested by the Principal and approved by the Human Resources Office. Actual hours worked shall be recorded accurately through a time clock or on time cards issued by the Payroll Office. Except for emergency situations, reasonable advanced notice shall be given to the employee if the employee is required to work beyond 5:00 p.m. on any given day. Employees shall not be required to take work home unless the work at home and the hourly payment for the work at home is approved by the building administrator.

In the event an employee is required to work more hours than his or her normal work day, employer may schedule an equal number of hours off during the same work week and the timecard or timeclock for such employee shall reflect the actual hours worked for each day by each employee.

Each employee who is employed five (5) hours or more per day shall be given a lunch period of at least one-half (0.5) hour, unless the administrator supervisor determines that a lunch period is not feasible due to the need to ensure continuous supervision of students. Such lunch period shall be without pay and the employee shall be free to leave the premises during such period. In the event a lunch period is not afforded, the paraprofessional shall be paid for the actual hours worked.

Each employee will receive one (1) fifteen (15) minute paid-break per four (4) hours worked. All breaks, including the lunch period, must be scheduled and approved by the principal or designee. Breaks shall not be taken within one (1) hour of the beginning or end of the shift and such breaks may not be used to extend the lunch period. Breaks shall be on-premises so the employee is available for general supervision of students if the need arises.

**ARTICLE VI**  
**Holidays**

Each Employee covered by this Contract shall be granted time off with pay for the following seven (7) holidays subject to the conditions hereinafter set forth:

- Labor Day
- Thanksgiving
- Friday following Thanksgiving
- December 25
- New Years Day
- One day during Spring Break (actual date determined annually by the Superintendent)
- Memorial Day (if Memorial Day is after the end of the contract year, paraprofessionals will get paid as if it were within the contract year).

(a) The employee will be given the same amount of time off with pay equal to the work-hours scheduled had the day not been a holiday.

(b) An employee must be employed by the District twenty (20) working days immediately prior to the holiday to be eligible for holiday pay; provided, however, the twenty (20) working days may include days of paid leave; and, provided further, the twenty (20) working days immediately prior to Labor Day may include working days immediately prior to the end of the previous school year.



**ARTICLE VII**  
**Paid Leave**

(a) At the conclusion of each bi-weekly pay period covered by this agreement, each employee shall earn paid leave equal to one-half (1/2) the average daily hours scheduled per day in a five (5) day work week, and further be allowed any unused and accumulated leave from the previous year to a maximum total of 336 hours of leave with pay. Paid leave shall be credited at the end of each employee's first 18 bi-weekly pay periods covered by this agreement. Paid leave may be used for personal illness, illness of a member of the employee's immediate family (ten days per school-year maximum), death of a member of the employee's immediate family (four days per occurrence maximum), and business and emergency leave (three days per school-year maximum). Rules for use of leave can be found in Board Policy 4510 and related Board Rules.

(b) Upon resignation from employment or retirement, the District shall pay to any employee covered by this agreement for half of the employee's unused paid leave hours in excess of 40 hours; provided such resignation/retirement does not occur between July 1 and October 1. No payment shall be made for the first 40 hours of unused paid leave.

(c) After payroll has been processed for the 1st bi-weekly pay period in October, each employee who is actively employed by the district on that date and who, as of that date, has unused paid leave in excess of two hundred fifty (250) hours shall be reimbursed for those hours in excess of two hundred fifty (250) hours. The employee's leave accumulation shall then be reduced to 250 hours. The District shall establish procedures for reimbursement.

(d) The rate of reimbursement for hours pursuant to paragraph (b) or (c) of Section VII of this Agreement shall be at \$10.00 per hour.

**ARTICLE VIII**  
**Miscellaneous**

Each employee covered by this Contract shall be entitled to all the applicable rights and privileges of the employees of the District as set forth in Board Policies and Board Rules.

**ARTICLE IX**  
**Inclement Weather**

Each employee covered by this Contract will comply with the following procedures whenever there is an official closing of the Millard Public Schools by the Superintendent because of inclement weather:

(a) When staff are instructed to report to work, each covered employee will be expected to report to work and will be paid for each hour or fraction thereof the employee works.

(b) When staff is instructed not to report to work, each covered employee will not report to work and will not be paid. Each covered employee will be allowed the option to make up any time missed from work; provided, however, the covered employee follows administrative directions concerning the employee's responsibility to report to work; and provided the time and date of make-up shall be with the approval of the administration.

**ARTICLE X**  
**Term of Contract**

This agreement shall be in full force and effect from August 1, 2021 through July 31, 2022.

IN WITNESS WHEREOF, the parties hereto have caused this Contract to be executed on \_\_\_\_\_, 2021.

**School District No. 17  
Douglas County, Nebraska**

**Educational Paraprofessional  
Association of Millard**

BY \_\_\_\_\_

BY \_\_\_\_\_

**AGENDA SUMMARY SHEET**

**Agenda Item:** Student School Calendar for 2022-2023

**Meeting Date:** September 20, 2021

**Background/Description:** 2022-2023 Student School Calendar

Creation of school calendars is based on past recommendations from the Board of Education.

1. Each semester will have a balanced number of days. First semester will end at winter break.
2. School should dismiss by Memorial Day.
3. Snow days have been removed from the calendar. Snow days are no longer included in calendars due to our ability to go remote on inclement weather days. Our [District website](#) has information for parents regarding inclement weather plans. Buildings also communicate specific information to families.

**Action Desired:** Approve the 2022-2023 calendar

**Policy / Strategic Plan Reference:** Each year, the Board of Education shall approve a school calendar for the ensuing two years. (Policy 6020)

**Responsible Person(s):** Dr. Kim Saum-Mills, Assistant Superintendent for Leadership, Planning & Evaluation

**Superintendent's Signature:**



# 2022-2023 Calendar

AUGUST <span style="float:right">16</span>				
M	T	W	Th	F
1	2	3	4	5
8	9	10	11	12
15	16	17	18	19
22	23	24	25	26
29	30	31		

Aug 10 First Day of School  
 Sep 5 No School - Labor Day  
 Sep 6 No School - Professional Development / Work Day

FEBRUARY <span style="float:right">16</span>				
M	T	W	Th	F
		1	2	3
6	7	8	9	10
13	14	15	16	17
20	21	22	23	24
27	28			

SEPTEMBER <span style="float:right">20</span>				
M	T	W	Th	F
			1	2
5	6	7	8	9
12	13	14	15	16
19	20	21	22	23
26	27	28	29	30

Oct 11 End of First Quarter  
 Oct 12-14 No School - Conferences / Work Day / Prof Development  
 Nov 23-25 No School - Thanksgiving Break  
 Dec 20 First Semester Ends  
 Dec 21-Jan 3 No School - Winter Break

MARCH <span style="float:right">13/10</span>				
M	T	W	Th	F
		1	2	3
6	7	8	9	10
13	14	15	16	17
20	21	22	23	24
27	28	29	30	31

OCTOBER <span style="float:right">7/11</span>				
M	T	W	Th	F
3	4	5	6	7
10	11	12	13	14
17	18	19	20	21
24	25	26	27	28
31				

Jan 4 No School - Professional Development / Work Day  
 Jan 5 Second Semester Begins  
 Jan 16 No School - Professional Development / Work Day / Martin Luther King Jr Day  
 Feb 15-17 No School - Conferences / Work Day / Prof Development  
 Feb 20 No School - Presidents' Day

APRIL <span style="float:right">15</span>				
M	T	W	Th	F
3	4	5	6	7
10	11	12	13	14
17	18	19	20	21
24	25	26	27	28

NOVEMBER <span style="float:right">19</span>				
M	T	W	Th	F
	1	2	3	4
7	8	9	10	11
14	15	16	17	18
21	22	23	24	25
28	29	30		

Mar 17 End of Third Quarter  
 Apr 3-7 No School - Spring Break  
 May 5 Half Day for Middle School (5th Grade Orientation)  
 May 25 Last Day of School (Half Day)  
 May 27 Graduation  
 May 29 Memorial Day

MAY <span style="float:right">19</span>				
M	T	W	Th	F
1	2	3	4	5
8	9	10	11	12
15	16	17	18	19
22	23	24	25	26
29	30	31		

DECEMBER <span style="float:right">14</span>				
M	T	W	Th	F
			1	2
5	6	7	8	9
12	13	14	15	16
19	20	21	22	23
26	27	28	29	30

*\*Secondary school calendars may vary and are available on building websites.*

Quarter Dates / Student Days		
Oct 11	43 Days	
Dec 20	44 Days	87 Days
Mar 17	47 Days	
May 25	44 Days	91 Days
<b>TOTAL</b>	<b>178 Days</b>	

JUNE <span style="float:right">0</span>				
M	T	W	Th	F
			1	2
5	6	7	8	9
12	13	14	15	16
19	20	21	22	23
26	27	28	29	30

JANUARY <span style="float:right">18</span>				
M	T	W	Th	F
2	3	4	5	6
9	10	11	12	13
16	17	18	19	20
23	24	25	26	27
30	31			

No School for Students

*Approved by Board of Education - 09/20/2021*

JULY <span style="float:right">0</span>				
M	T	W	Th	F
3	4	5	6	7
10	11	12	13	14
17	18	19	20	21
24	25	26	27	28
31				

# Millard Public Schools

## Executive Summary

### Overview

### Facility Operations

### Building & Grounds



# STAFFING

## Custodial

Total Staffing	130
Open	4
	2 High School Evenings
	2 Elementary Evenings

## Grounds

Total Staffing	18
100% Staffed	

## Skilled Trades (Carpentry, Paint)

Total Staffing	9
100% Staffed	

## Mechanical/Engineering

Total Staffing	25
Open	1
	Mechanical Engineer

## Administrative Staff

Total Staffing	2
100% Staffed	

## Sodexo Management

Total Staffing	11.5
Open	1.5
	Athletic Grounds Manager
	0.5 Human Resources Manager shared with Food Service.

# COVID UPDATE

**Facilities Management Protocol has remained the very similar for the '21-'22 school year.**

- Hand sanitizer stations are located at each entrance.
- Disinfectant products are always available.
- We continue to use the Electrostatic Sprayers to spray elementary schools nightly as well as locker rooms, music and band rooms at Middle and High Schools.
- When Covid cases are reported, Custodial Managers check with the Principal to determine any other areas of concern that may need additional attention.
- We added three additional Electrostatic Sprayers to ensure that if we have a machine go down, we have a replacement on hand.
- Products became more available which allowed us to widen our options for different cleaning equipment and products.
- Ventilation processes have been altered since the beginning of the pandemic to maximize the amount of outside air being brought into the buildings (generally running our systems 24/7) and to ensure we have the highest rated filters that our systems can handle. Those processes remain in place today and will continue for the foreseeable future.

We moved from our previous Disinfectant to a Cleaner/Disinfectant Solution. Both were food-safe and EPA-Approved. The new product is a 2021 Edison Award Winner for Covid-19 Innovation. It is a no-rinse, 2-in-1 food contact surface cleaner sanitizer with a 15-second SARS-CoV-2 kill claim and a 30-second Norovirus kill claim.

## **Cost Savings Benefit:**

Last year, we acquired the products that did the job and there were few products available. As the situations changed and more products became available, we began to explore our options.

What this means is that we were able to obtain a great product and take advantage of cost savings.

Our previous solution: \$16.36 per gallon (Ready to Use)

Our current solution: \$0.13 cents per gallon (Concentrate)

Last year, we used approximately 12,800 gallons of Bioesque at an approximate cost of \$209,408. Using the new product, we estimate total annual costs at less than \$2,000.

# ADDITIONAL SAVINGS

We moved to universal paper products. Until now, some products varied by school.

We were also looking for a “green” solution.

We created a relationship with Georgia-Pacific through the work of our local vendor and came up with a solution:

## Toilet Paper - Transition to Coreless - No more cardboard

Elementary/Middle School Yearly Savings:

Total Savings:	\$6,633
Product Savings:	26%
CO2 Emission Savings:	27%

High School Yearly Savings:

Total Savings:	\$9,207
Product Savings:	37%
CO2 Emission Savings:	47%

## Paper Towels:

Elementary/Middle School Yearly Savings:

Total Savings:	\$21,273
Product Savings:	30%
CO2 Emission Savings:	36%

High School Yearly Savings:

Total Savings:	\$5,615
Product Savings:	36%
CO2 Emission Savings:	46%



# Additional Savings (pg 2)

## Soap was changed also.

We moved to a concentrated soap with refillable dispensers.

**Our cost savings is estimated at approximately \$9,000 per year.**

With the new refillable containers, we are no longer throwing away the soap that remains in the disposable containers.

Going forward, we will no longer throw away the soap refills bottles. We will reuse them. Last year, we used approximately 4,780 containers of soap.

This is another effective GREEN solution.

# PRODUCTION

## Total Work Orders

September 1, 2020 - September 1, 2021

Work Orders Created	14,268
Work Orders Completed	14,111
Completion Rate	98.89%
Response On-Time Avg.	98.81%

50.76% of our work orders are tied to Preventive Maintenance

### Top Five (Outside of Preventive Maintenance Work Orders)

- HVAC issues and general building checks
- Repair of Custodial Equipment
- Material Handling (lifts, supply delivery, etc.)
- Carpentry
- Indoor Lighting

# Principal Survey Results - 2020

1 = Poor    5 = Excellent

# of Responses:            **32**

Building Cleanliness ..... **4.1**

Lawn, Landscaping & Playground Maintenance..... **3.7**

Engineering/Mechanical Services..... **4.3**

Is Safety Practiced on a daily basis by our Team? **100% responded "Yes"**

Are work order requests completed in a timely manner?

**25 responded "Yes"**

**7 responded "Sometimes"**

Snow removal of parking lots & Playgrounds (Grounds Crew).. **3.7**

Snow removal of sidewalks & entries (Custodial Crew) ..... **4.3**

Do employees demonstrate a positive attitude & present themselves professionally?

**100% responded "Yes"**

## **OVERALL:**

Professionalism and Knowledge..... **4.5**

Effectiveness & Responsiveness..... **4.5**

Working Relationship with faculty and school ..... **4.4**

Overall, Facilities Management Performance ..... **4.3**

# Teacher Survey Results - 2020

1 = Poor    5 = Excellent

# of Responses:            **200**

Cleanliness of the Rooms .....	<b>4.2</b>
Cleanliness of the Restrooms.....	<b>4.1</b>
Responsiveness of the Custodians.....	<b>4.7</b>
Overall Cleanliness of the Building .....	<b>4.3</b>
Snow Removal of Entryways and Sidewalks .....	<b>4.3</b>
Responsiveness of Work Orders Submitted .....	<b>4.4</b>
Level of Service of Maintenance/Engineering .....	<b>4.4</b>
Level of Service from Carpentry Team .....	<b>4.4</b>
Overall Maintenance of the Building .....	<b>4.4</b>
Parking Lot Snow Removal.....	<b>3.9</b>
Mowing and Landscaping of Property .....	<b>4.2</b>

Each Principal received a copy of their school's Teacher results as well any comments.

Teacher concerns were addressed.

# Accomplishments

## TRAINING:

- Slips, Trips & Falls
  - Fire Prevention
  - Fire Extinguisher Training
  - Workplace Injury Prevention
  - Indoor Air Quality
  - Arc Flash
  - Winter Driving
  - Walking on Icy Surfaces
  - Lock out/Tag out
  - Conflict Management
  - Sodexo Management: Diversity & Inclusion Training, Discrimination-Free Workplace, Data Protection & Data Security, Ethics in the Workplace, Sexual Harassment and Conflict of Interest Training
  - Suicide Awareness
  - Fall Prevention
  - Eye and Face Protection
  - Custodia New Chemical Training
  - Heat Illness Prevention
  - Electrical Safety
  - Suicide Awareness
  - Title IX
  - Drug-free workplace
  - All About Boundaries
- 
- Fully staff Custodial Management Team. We had three in the past and one mid-level Manager. When the mid-level Manager retired, we replaced this position with a fourth Custodial Manager which allowed for more supervision and better support in the schools.
  - Additional PM work was scheduled through the summer to ensure HVAC efficiencies.
  - Tested a Team Cleaning Concept for Summer Cleaning. We will ask for feedback on our next survey to understand the effectiveness.
  - Expanded building inspections for all schools.
  - Started the school-by-school audit to ensure all Health and Safety Guidelines are being followed. Each audit includes a custodian, the Facilities Director and the Safety Manager. It will take most of this school year to complete all buildings.
  - Created a shared drive for all things Custodial - Training Manual, short informative equipment videos, Safety Data Sheet Updates.

## '21 - '22 Goals

- Step up our in-person training for Safety and Job-specific training on a quarterly basis.
- Create a Task Force for each division within Facilities to address both deficiencies and efficiencies.
- Continue to work on the Health and Safety Audits at each building.
- Create an Employee of the Quarter Program for each Facilities Division.
- Finish the development of comprehensive Training Programs for each division.
- Increase Sodexo Manager safety walks to notate "Safety Positives" as well as notate deficiencies that need to be corrected.

**AGENDA SUMMARY SHEET**

**Agenda Item:** Enrollment Report (as of August 26, 2021)

**Meeting Date:** September 20, 2021

**Background/  
Description:**

Enrollment data will be pulled four times over the course of the school year and reported to the Millard Board of Education for public record. Enrollment data is stored in our student information system, Synergy.

**Action Desired:** Information / Discussion

**Policy /  
Strategic Plan  
Reference:**

**Responsible  
Person(s):** Dr. Darin Kelberlau and Sharon Freeman

**Superintendent's Signature:**

A handwritten signature in black ink, appearing to read "Jim Daulton", is written on a light-colored rectangular background.

**August 26, 2021  
Millard Public Schools  
Total Enrollment**

Elementary		K	1	2	3	4	5	SpEd	Current	Current	Change	Oct 01, 2020
								Cluster Prgm	Total	Change	since Oct 1	Enrollment
Abbott (3 unit)		63	89	74	70	63	86		445	-	-	440
Ackerman (4 unit)		62	81	67	91	75	88		464	-	-	484
Aldrich (3 unit)		66	69	66	89	72	78		440	-	-	462
Black Elk (4 unit)		99	91	97	99	113	78		577	-	-	549
Bryan (3 unit)		60	55	66	56	50	58		345	-	-	323
Cather (3 unit)		49	72	53	53	68	69		364	-	-	390
Cody (2 unit)		36	32	35	35	38	34	13	223	-	-	225
Cottonwood (3 unit)		45	53	47	69	62	44	13	333	-	-	330
Disney (3 unit)		64	56	61	53	57	52	17	360	-	-	349
Ezra Millard (3 unit)		83	83	70	70	85	75		466	-	-	475
Harvey Oaks (2 unit)		48	43	58	48	48	55		300	-	-	288
Hitchcock (2 unit)		30	54	40	41	42	45		252	-	-	266
Holling Heights (3 unit)		41	54	52	62	57	47		313	-	-	329
Montclair (4 unit)		76	80	90	86	87	84		503	-	-	538
Morton (3 unit)		72	65	69	51	52	44		353	-	-	320
Neihardt (4 unit)		90	76	88	77	82	86		499	-	-	515
Norris (3 unit)		61	65	67	60	60	59		372	-	-	352
Reagan (4 unit)		93	77	71	90	99	92		522	-	-	504
Reeder (4 unit)		72	83	60	91	86	73		465	-	-	526
Rockwell (3 unit)		39	37	35	34	35	32	18	230	-	-	221
Rohwer (3 unit)		63	69	74	85	59	99	15	464	-	-	456
Sandoz (3 unit)		48	47	41	60	52	48		296	-	-	304
Upchurch (3 unit)		65	60	87	57	77	83		429	-	-	428
Wheeler (4 unit)		99	102	114	97	103	83	13	611	-	-	591
Willowdale (3 unit)		93	81	92	75	69	88		498	-	-	453
<b>Totals</b>		<b>1617</b>	<b>1674</b>	<b>1674</b>	<b>1699</b>	<b>1691</b>	<b>1680</b>	<b>89</b>	<b>10,124</b>	<b>-</b>	<b>-</b>	<b>10,118</b>

Middle	6	7	8	SpEd Prgm*	Current Total	Current Change	Change since Oct 1	Oct 01, 2020 Enrollment
Andersen MS	300	310	314	9	924	-	-	951
Beadle MS	360	351	328	21	1039	-	-	972
Central MS	276	304	295	9	875	-	-	881
Kiewit MS	324	317	323	0	964	-	-	968
North MS	265	268	284	15	817	-	-	800
Russell MS	227	253	274	0	754	-	-	752
<b>Totals</b>	<b>1752</b>	<b>1803</b>	<b>1818</b>	<b>54</b>	<b>5,373</b>	<b>-</b>	<b>-</b>	<b>5,324</b>

High	Grads YTD	9	10	11	12	SpEd Prgm*	Current Total	Current Change	Change since Oct 1	Oct 01, 2020 Enrollment
North HS		618	638	628	644	25	2528	-	-	2524
South HS		632	629	618	652	31	2531	-	-	2498
West HS		538	587	547	571	24	2243	-	-	2233
Horizon HS		0	1	12	120	0	133	-	-	114
<b>Totals</b>		<b>1788</b>	<b>1855</b>	<b>1805</b>	<b>1987</b>	<b>80</b>	<b>7,435</b>	<b>-</b>	<b>-</b>	<b>7,369</b>

**\*SpEd Program Included in MS/HS Grade Level totals**

Contracted SpEd	53	-	-	54
Rule 18 Interim	7	-	-	15
Young Adult Program	75	-	-	67
Ombudsman (Primary)	20	-	-	10
<b>Total District K-12</b>	<b>23,087</b>	<b>-</b>	<b>-</b>	<b>22,957</b>
<b>Total District Pre-K-12**</b>	<b>23,864</b>	<b>-</b>	<b>-</b>	<b>23,659</b>

\*\*Itinerant, Contracted, & Home Visit Pre-K in Oct 1, 2020 Enrollment: **114**

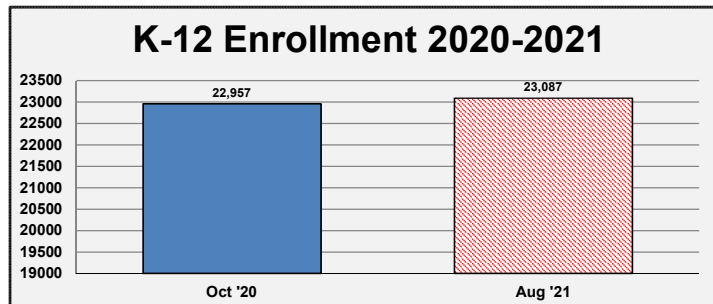
\*\*Itinerant, Contracted, & Home Visit Pre-K in Current Enrollment: **100**

Preschool	SpEd	Not SpEd	Total	Oct 01, 2020
Bryan	9	23	32	32
Cody	26	40	66	66
Disney	3	13	16	16
Harvey Oaks	30	16	46	45
Holling Heights	4	12	16	16
Montclair Montessori	3	78	81	58
Neihardt	18	35	53	44
Norris	6	10	16	15
Norris Montessori	0	24	24	23
Reagan	20	22	42	39
Reeder (Wheeler)	31	16	47	48
Rockwell	20	38	58	51
Sandoz	17	26	43	36
Homebased Infants	137	0	137	99
<b>TOTAL</b>			<b>677</b>	<b>588</b>

Career Academies	NHS	SHS	WHS	HHS	TOTAL
Education	7	11	16		34
Entrepreneurship	12	6	28		46
Health Sciences	26	25	61		112
Dist/Log Mgmt	11	1	11		23
STEM	2	4	10		16
Ombudsman (Primary and Secondary Assignment)					26

8/26/2021	
Elementary	10,124
Middle School	5,373
High School	7,435
Contracted & Rule 18	60
Young Adult	75
Ombudsman (Primary)	20
<b>TOTAL</b>	<b>23,087</b>

10/1/2020	
Elementary	10,118
Middle School	5,324
High School	7,369
Contracted & Rule 18	69
Young Adult	67
Ombudsman (Primary)	10
<b>TOTAL</b>	<b>22,957</b>





Elementary		Classroom Enrollment										Current Total	Current Change	Change since Oct 1	Oct 01, 2020 Enrollment	Class Size w/out SpEd		
Abbott	K	1	2	3	4	5												
		22	22	24	24	22	22											
		21	22	25	23	19	22											
		20	22	25	23	22	22											
		23				20												
Total Students	63	89	74	70	63	86							445	-	-	440	445	
Total Teachers	3	4	3	3	3	4							20				20	
Classroom Avg	21.0	22.3	24.7	23.0	21.0	21.5							22.3				22.3	
Ackerman	K	1	2	3	4	5												
		21	21	23	23	18	23											
		20	20	23	23	20	21											
		21	19	21	23	20	23											
		21		22	17	21												
Total Students	62	81	67	91	75	88							464	-	-	484	464	
Total Teachers	3	4	3	4	4	4							22				22	
Classroom Avg	20.7	20.3	22.3	22.8	18.8	22.0							21.1				21.1	
Aldrich	K	1	2	3	4	5												
		23	22	22	23	24	27											
		21	24	22	22	23	25											
		22	23	22	22	25	26											
				22														
Total Students	66	69	66	89	72	78							440	-	-	462	440	
Total Teachers	3	3	3	4	3	3							19				19	
Classroom Avg	22.0	23.0	22.0	22.3	24.0	26.0							23.2				23.2	
Black Elk	K	1	2	3	4	5												
		24	22	24	25	23	26											
		25	23	25	25	23	26											
		25	23	24	25	22	26											
				22	23													
Total Students	99	91	97	99	113	78							577	-	-	549	577	
Total Teachers	4	4	4	4	5	3							24				24	
Classroom Avg	24.8	22.8	24.3	24.8	22.6	26.0							24.0				24.0	
Bryan	K	1	2	3	4	5												
		21	19	21	16	16	20											
		20	18	23	20	16	19											
		19	18	22	20	18	19											
Total Students	60	55	66	56	50	58							345	-	-	323	345	
Total Teachers	3	3	3	3	3	3							18				18	
Classroom Avg	20.0	18.3	22.0	18.7	16.7	19.3							19.2				19.2	
Cather	K	1	2	3	4	5	C-K	C-1	C-2	C-3	C-4	C-5						
							17	24	18	17	24	23						
							16	24	17	17	22	22						
							16	24	18	19	22	24						
Total Students	0	0	0	0	0	0	49	72	53	53	68	69				390	364	
Total Teachers	0	0	0	0	0	0	3	3	3	3	3	3				18	18	
Classroom Avg							16.3	24.0	17.7	17.7	22.7	23.0				20.2	20.2	
Cody	K	1	2	3	4	5	SpEd Cluster											
		16	15	18	18	19	16	7										
		20	17	17	17	19	18	6										
Total Students	36	32	35	35	38	34	13									225	210	
Total Teachers	2	2	2	2	2	2	2									14	12	
Classroom Avg	18.0	16.0	17.5	17.5	19.0	17.0	6.5									15.9	17.5	
Cottonwood	K	1	2	3	4	5	SpEd Cluster											
		21	18	23	21	20	22	1										
		24	18	24	24	21	22	8										
			17		24	21		4										
Total Students	45	53	47	69	62	44	13									330	320	
Total Teachers	2	3	2	3	3	2	3									18	15	
Classroom Avg	22.5	17.7	23.5	23.0	20.7	22.0	4.3									18.5	21.3	
Disney	K	1	2	3	4	5	C-K	C-1	C-2	C-3	C-4	C-5	SpEd Cluster					
		24	18	20	17	19	18	17	18	20	16	19	14	9				
		23	20	21	20	19	20							8				
Total Students	47	38	41	37	38	38	17	18	20	16	19	14	17				349	329
Total Teachers	2	2	2	2	2	2	1	1	1	1	1	1	2				20	17
Classroom Avg	23.5	19.0	20.5	18.5	19.0	19.0	17.0	18.0	20.0	16.0	19.0	14.0	8.5				18.0	19.4

Elementary		Classroom Enrollment							SpEd Cluster	Current Total	Current Change	Change since Oct 1	Oct 01, 2020 Enrollment	Class Size w/out SpEd
	K	1	2	3	4	5								
Ezra Millard	21	21	24	24	21	26								
	21	21	23	22	22	24								
	22	20	23	24	22	25								
	19	21			20									
Total Students	83	83	70	70	85	75		466	-	-		475	466	
Total Teachers	4	4	3	3	4	3		21					21	
Classroom Avg	20.8	20.8	23.3	23.3	21.3	25.0		22.2					22.2	

	K	1	2	3	4	5		Current Total	Current Change	Change since Oct 1	Oct 01, 2020 Enrollment		
Harvey Oaks	23	21	19	24	24	18							
	25	22	19	24	24	18							
			20			19							
Total Students	48	43	58	48	48	55		300	-	-		288	300
Total Teachers	2	2	3	2	2	3		14					14
Classroom Avg	24.0	21.5	19.3	24.0	24.0	18.3		21.4					21.4

	K	1	2	3	4	5		Current Total	Current Change	Change since Oct 1	Oct 01, 2020 Enrollment		
Hitchcock	15	18	20	21	21	22							
	15	18	20	20	21	23							
		18											
Total Students	30	54	40	41	42	45		252	-	-		266	252
Total Teachers	2	3	2	2	2	2		13					13
Classroom Avg	15.0	18.0	20.0	20.5	21.0	22.5		19.4					19.4

	K	1	2	3	4	5		Current Total	Current Change	Change since Oct 1	Oct 01, 2020 Enrollment		
Holling Heights	14	18	17	21	21	15							
	14	18	18	21	19	16							
	13	18	17	20	17	16							
Total Students	41	54	52	62	57	47		313	-	-		329	313
Total Teachers	3	3	3	3	3	3		18					18
Classroom Avg	13.7	18.0	17.3	20.7	19.0	15.7		17.4					17.4

	K	1	2	3	4	5	M-K	M1-3	M4-5		Current Total	Current Change	Change since Oct 1	Oct 01, 2020 Enrollment	
Montclair	15	16	23	22	24	21	16	23	21						
	13	17	22	20	26	21	16	21	20						
							16	24	19						
								22	19						
								23	23						
Total Students	28	33	45	42	50	42	48	136	79		503	-	-		538
Total Teachers	2	2	2	2	2	2	3	6	4		25				25
Classroom Avg	14.0	16.5	22.5	21.0	25.0	21.0	16.0	22.7	19.8		20.1				20.1

	K	1	2	3	4	5		Current Total	Current Change	Change since Oct 1	Oct 01, 2020 Enrollment		
Morton	24	22	23	16	25	20							
	23	22	24	18	27	24							
	25	21	22	17									
Total Students	72	65	69	51	52	44		353	-	-		320	353
Total Teachers	3	3	3	3	2	2		16					16
Classroom Avg	24.0	21.7	23.0	17.0	26.0	22.0		22.1					22.1

	K	1	2	3	4	5		Current Total	Current Change	Change since Oct 1	Oct 01, 2020 Enrollment		
Neihardt	23	19	22	19	21	22							
	22	18	22	19	21	21							
	23	20	22	20	20	22							
	22	19	22	19	20	21							
Total Students	90	76	88	77	82	86		499	-	-		515	499
Total Teachers	4	4	4	4	4	4		24					24
Classroom Avg	22.5	19.0	22.0	19.3	20.5	21.5		20.8					20.8

	K	1	2	3	4	5	M-K	M1-3	M4-5		Current Total	Current Change	Change since Oct 1	Oct 01, 2020 Enrollment	
Norris	19	21	21	19	18	20	12	23	21						
	18	21	21	18	19	18	12	24	23						
								24							
Total Students	37	42	42	37	37	38	24	71	44		372	-	-		352
Total Teachers	2	2	2	2	2	2	2	3	2		19				19
Classroom Avg	18.5	21.0	21.0	18.5	18.5	19.0	12.0	23.7	22.0		19.6				19.6

	K	1	2	3	4	5		Current Total	Current Change	Change since Oct 1	Oct 01, 2020 Enrollment		
Reagan	24	19	23	23	25	23							
	22	19	24	24	25	22							
	24	18	24	22	24	23							
	23	21		21	25	24							
Total Students	93	77	71	90	99	92		522	-	-		504	522
Total Teachers	4	4	3	4	4	4		23					23
Classroom Avg	23.3	19.3	23.7	22.5	24.8	23.0		22.7					22.7

Elementary Classroom Enrollment							SpEd Cluster	Current Total	Current Change	Change since Oct 1	Oct 01, 2020 Enrollment	Class Size w/out SpEd
	K	1	2	3	4	5						
Reeder	18	21	20	23	21	25						
	18	20	20	23	22	25						
	17	21	20	23	21	23						
	19	21		22	22							
Total Students	72	83	60	91	86	73		465	-	-	526	465
Total Teachers	4	4	3	4	4	3		22				22
Classroom Avg	18.0	20.8	20.0	22.8	21.5	24.3		21.1				21.1

	K	1	2	3	4	5	SpEd Cluster	Current Total	Current Change	Change since Oct 1	Oct 01, 2020 Enrollment	
Rockwell	19	18	17	17	17	16	9					
	20	19	18	17	18	16	9					
Total Students	39	37	35	34	35	32	18	230	-	-	221	212
Total Teachers	2	2	2	2	2	2	2	14				12
Classroom Avg	19.5	18.5	17.5	17.0	17.5	16.0	9.0	16.4				17.7

	K	1	2	3	4	5	SpEd Cluster	Current Total	Current Change	Change since Oct 1	Oct 01, 2020 Enrollment	
Rohwer	20	23	24	22	20	26	8					
	22	22	24	20	18	23	7					
	21	24	26	21	21	24						
				22		26						
Total Students	63	69	74	85	59	99	15	464	-	-	456	449
Total Teachers	3	3	3	4	3	4	2	22				20
Classroom Avg	21.0	23.0	24.7	21.3	19.7	24.8	7.5	21.1				22.5

	K	1	2	3	4	5	Current Total	Current Change	Change since Oct 1	Oct 01, 2020 Enrollment		
Sandoz	14	15	13	20	17	16						
	17	16	14	20	17	16						
	17	16	14	20	18	16						
Total Students	48	47	41	60	52	48		296	-	-	304	296
Total Teachers	3	3	3	3	3	3		18				18
Classroom Avg	16.0	15.7	13.7	20.0	17.3	16.0		16.4				16.4

	K	1	2	3	4	5	Current Total	Current Change	Change since Oct 1	Oct 01, 2020 Enrollment		
Upchurch	22	20	22	19	19	21						
	22	20	22	19	19	21						
	21	20	22	19	20	21						
			21		19	20						
Total Students	65	60	87	57	77	83		429	-	-	428	429
Total Teachers	3	3	4	3	4	4		21				21
Classroom Avg	21.7	20.0	21.8	19.0	19.3	20.8		20.4				20.4

	K	1	2	3	4	5	SpEd Cluster	Current Total	Current Change	Change since Oct 1	Oct 01, 2020 Enrollment	
Wheeler	18	21	24	22	26	21	6					
	21	21	22	25	27	21	7					
	21	20	23	26	25	20						
	19	22	22	24	25	21						
	20	18	23									
Total Students	99	102	114	97	103	83	13	611	-	-	591	598
Total Teachers	5	5	5	4	4	4	2	29				27
Classroom Avg	19.8	20.4	22.8	24.3	25.8	20.8	6.5	21.1				22.1

	K	1	2	3	4	5	Current Total	Current Change	Change since Oct 1	Oct 01, 2020 Enrollment		
Willowdale	23	27	23	25	24	22						
	24	27	23	25	23	23						
	23	27	23	25	22	19						
	23		23			24						
Total Students	93	81	92	75	69	88		498	-	-	453	498
Total Teachers	4	3	4	3	3	4		21				21
Classroom Avg	23.3	27.0	23.0	25.0	23.0	22.0		23.7				23.7

Elementary Totals												SpEd Cluster	Current Total	Current Change	Change since Oct 1	Oct 01, 2020 Enrollment	
Grade	K	1	2	3	4	5	M-1	M-2	M-3	M-4	M-5						
Students	1617	1674	1674	1699	1691	1680	70	70	67	60	63	89	10124	-	-	10118	10021
Teachers	81	79	75	77	77	75	9			6		13	492				479
Classroom Avg	20.0	21.2	22.3	22.1	22.0	22.4						6.8	20.6				20.9

	6	7	8	SpEd Cluster	Current Total	Current Change	Change since Oct 1	Oct 01, 2020 Enrollment
Andersen MS	300	310	314	9	924	-	-	951
Beadle MS	360	351	328	21	1039	-	-	972
Central MS	276	304	295	9	875	-	-	881
Kiewit MS	324	317	323	0	964	-	-	968
North MS	265	268	284	15	817	-	-	800
Russell MS	227	253	274	0	754	-	-	752
Totals	1752	1803	1818	54	5373	-	-	5324

	9	10	11	12	SpEd Cluster	Current Total	Current Change	Change since Oct 1	Oct 01, 2020 Enrollment
North HS	618	638	628	644	25	2528	-	-	2524
South HS		632	629	618	652	31	2531	-	2498
West HS			538	587	547	571	24	2243	2233
Horizon HS			0	1	12	120		133	114
Totals		1788	1855	1805	1987	80	7435	-	7369

Contracted SpEd	53	-	-	54
Rule 18 Interim	7	-	-	15
Young Adult Program	75	-	-	67
Ombudsman (Primary Enrollment)	20	-	-	10
<b>Total District Enrollment</b>	<b>23087</b>	<b>-</b>	<b>-</b>	<b>22957</b>