

SCHOOL DISTRICT NO. 17
a/k/a
Millard Public School District

NOTICE OF MEETING

Notice is hereby given of a Board of Education meeting of School District No. 17, in the County of Douglas, which will be held at **6:00 p.m.** on **Monday, March 21, 2022** at 5606 South 147th Street, Omaha, Nebraska. Agenda for such meeting, kept continuously current, is available for public inspection at the office of the superintendent at 5606 South 147th Street, Omaha, Nebraska and on the MPS website at www.mpsomaha.org.

Mike Kennedy
Secretary

3/18

ZNEZ

**THE DAILY RECORD
OF OMAHA**
JASON W. HUFF, Publisher
PROOF OF PUBLICATION

UNITED STATES OF AMERICA,
The State of Nebraska,
District of Nebraska,
County of Douglas,
City of Omaha, } ss.

JASON W. HUFF and/or SCOTT STEWART

being duly sworn, deposes and say that they are the

PUBLISHER and/or MANAGING EDITOR

of **THE DAILY RECORD**, of Omaha, a legal newspaper, printed and published daily in the English language, having a bona fide paid circulation in Douglas County in excess of 300 copies, printed in Omaha, in said County of Douglas, for more than fifty-two weeks last past; that the printed notice hereto attached was published in **THE DAILY RECORD**, of Omaha, on
March 18, 2022

That said Newspaper during that time was regularly published and in general circulation in the County of Douglas, and State of Nebraska.



GENERAL NOTARY - State of Nebraska

NICOLE M. PALMER

My Comm. Exp. October 1, 2025

Jason W. Huff

Subscribed in my presence and sworn to before


Publisher's Fee \$ 18.50 me this 18th day of
Additional Copies \$ March
Total \$ 18.50

Nicole M. Palmer
Notary Public in and for Douglas County,
State of Nebraska


**ACKNOWLEDGMENT OF RECEIPT
OF NOTICE OF MEETING**

The undersigned members of the Board of Education of Millard, District #017, Omaha, Nebraska, hereby acknowledge receipt of advance notice of a meeting of said Board of Education and the agenda for such meeting held at 6:00 P.M. on March 21, 2022, at the Don Stroh Administration Center, 5606 South 147 Street, Omaha, NE 68137

Dated this 21th day of March, 2022




Stacy Jolley – President




Linda Poole – Vice President


Mike Kennedy – Secretary



Mike Pate – Treasurer




Amanda McGill Johnson



Dave Anderson

Ava Hollingsworth - MNHS



Pamela Abalekpor - MSHS

Katie Reynolds - MWHS

BOARD OF EDUCATION MEETING SIGN IN

March 21, 2022

| <u>NAME:</u> | <u>REPRESENTING:</u> | <u>Observing for a Class? (Y/N)</u> |
|-------------------------|----------------------|---|
| Sean Swanson | Self | |
| Amy Olson | ANB | |
| Kade Loseke | Boy Scouts | |
| Trey Loseke | Boy Scouts | |
| Christina Brownell | Self | |
| Brett Whitney | Boy Scouts | |
| Angela Opreon | Self | |
| Kelly Cox | Self | |
| Ryan Brockman | Self | |
| Ethan Brockman | Boy Scouts | |
| Noah Olson | Boy Scouts | |
| Michael Olson | BSA | |
| Logan Wilson | Bsa | |
| Stuart Wilc | BSA | |
| John Hawley Troop 331 | BSA | |
| Austin Rukten Troop 282 | BSA | |
| Annalida Troop 331 | BSA | |
| Luant Uden | BSA | |
| Haley Hoffman | Marian | Marian |
| Emma Bast | | Marian |



**BOARD OF EDUCATION
MEETING**



March 21, 2022

BOARD OF EDUCATION
MILLARD PUBLIC SCHOOLS
OMAHA, NEBRASKA

BOARD MEETING
MARCH 21, 2022
6:00 P.M.

DON STROH ADMINISTRATION CENTER
5606 SOUTH 147TH STREET

AGENDA

This meeting can also be attended by videoconference through “ZOOM” with access available to the public and media. The Zoom link is <https://mpsomaha-org.zoom.us/j/94966129855>.

A. Call to Order

The Public Meeting Act is posted on the wall and available for public inspection.

B. Pledge of Allegiance

C. Roll Call

D. Showcase - Recognition of Students

E. Public Comments on agenda items – This is the proper time for public questions and comments on agenda items only. Please make sure a request form is given to the Board President before the meeting begins.

F. Routine Matters

1. *Approval of Board of Education Minutes – March 7, 2022
2. *Approval of Bills and receive the Treasurer’s Report and Place on File

G. Information Items

1. Superintendent’s Comments
2. Board Comments/Announcements
3. Report from Student Representatives

H. Unfinished Business

1. Second Reading and Approval of 1100: Community Relations - Communication with the Public

I. New Business

1. Approval of Rule 1100.1: Community Relations - District Program
2. Approval of Rule 1100.2: Community Relations - Building Level Program
3. Approval of Rule 1100.3: Community Relations - Communication with Internal Publics
4. First Reading of Policy 4310: Human Resources - Publications or Creation of Educational Materials
5. Reaffirm Policy 4326: Human Resources - Part-time Certificated Employees
6. Reaffirm Rule 4326.1: Human Resources - Part-time Certificated Employees
7. Reaffirm Policy 5900: Student Services - Safety and Security
8. Reaffirm Rule 5900.1: Student Services - District Safety and Security and Emergency Management Plans
9. Reaffirm Rule 5900.2: Student Services - Building Safety and Security and Emergency Management Plans
10. Reaffirm Rule 5900.3: Student Services - Emergencies/Fire Safety in the Schools
11. Reaffirm Rule 5900.4: Student Services - Emergency Dismissal
12. Approval of Contract for Reagan Elementary School Intercom
13. Approval of Depositories

14. Approval of Personnel Actions: Recommendation to Hire, Resignation Agenda
15. Executive Session- Evaluation and Negotiations

J. Reports

1. Post Graduate Enrollment (Class of 2020), Degree Completion (Class of 2015), and College Preparatory (Class of 2018) Reports
2. 2021 Engagement Results Report
3. Legislative Report

K. Future Agenda Items/ Board Calendar

1. NSBA Annual Conference April 2 - 4, 2022
2. Spring Break – No School April 4 - 8, 2022
3. District Office Closed on Friday, April 8, 2022
4. Committee of the Whole Meeting on Monday, April 11, 2022 at 6:00 p.m. at DSAC
5. Board of Education Meeting on Monday, April 18, 2022 at 6:00 p.m. at DSAC
6. Board of Education Meeting on Monday, May 2, 2022 at 6:00 p.m. at **Millard North High School**
7. Foundation Scholarship Event on May 3, 2022 at 6:30 p.m. at Champions Run
8. Employee Recognition Dinner on Wednesday, May 11, 2022 at UNO Scott’s Center – Social at 5:30 p.m. and Dinner at 6:30 p.m.
9. Committee of the Whole Meeting on Monday, May 9, 2022 at 6:00 p.m. at **Millard North High School**
10. High School Graduation on Saturday, May 28, 2022 at the Baxter Arena
MSHS at 9:00 a.m. / MWHS at 1:00 p.m. / MNHS at 5:00 p.m.

- L. Public Comments** - This is the proper time for public questions and comments on any topic. Please make sure a request form is given to the Board President before the meeting begins.

M. Adjournment

All items indicated by an asterisk (*) will comprise the Consent Agenda and may be acted on in a single motion. Items may be deleted from the Consent Agenda by request of any board member.

BOARD OF EDUCATION
MILLARD PUBLIC SCHOOLS
OMAHA, NEBRASKA

BOARD MEETING
MARCH 21, 2022
6:00 P.M.

DON STROH ADMINISTRATION CENTER
5606 SOUTH 147TH STREET

ADMINISTRATIVE MEMORANDUM

A. Call to Order

The Public Meeting Act is posted on the wall and available for public inspection.

B. Pledge of Allegiance

C. Roll Call

D. Showcase - Recognition of Students

E. Public Comments on agenda items – This is the proper time for public questions and comments on agenda items only.
Please make sure a request form is given to the Board President before the meeting begins.

F.1* Motion by _____, seconded by _____, to approve the Board of Education Minutes from March 7, 2022.

F.2* Approval of Bills and receive the Treasurer's Report and Place on File

G.1 Superintendent's Comments

G.2 Board Comments/Announcements

G.3 Report from Student Representatives

H.1 Second reading by _____, Motion by _____, seconded by _____, to approve Policy 1100:
Community Relations - Communication with the Public

I.1 Motion by _____, seconded by _____, to approve Rule 1100.1: Community Relations - District Program.

I.2 Motion by _____, seconded by _____, to approve Rule 1100.2: Community Relations - Building Level Program.

I.3 Motion by _____, seconded by _____, to approve Rule 1100.3: Community Relations - Communication with Internal Publics.

I.4 First Reading of Policy 4310: Human Resources - Publications or Creation of Educational Materials.

I.5 Motion by _____, seconded by _____, to reaffirm Policy 4326: Human Resources - Part-time Certificated Employees.

- I.6 Motion by _____, seconded by _____, reaffirm Rule 4326.1: Human Resources - Part-time Certificated Employees.
- I.7 Motion by _____, seconded by _____, reaffirm Policy 5900: Student Services - Safety and Security.
- I.8 Motion by _____, seconded by _____, reaffirm Rule 5900.1: Student Services - District Safety and Security and Emergency Management Plans.
- I.9 Motion by _____, seconded by _____, reaffirm Rule 5900.2: Student Services - Building Safety and Security and Emergency Management Plans.
- I.10 Motion by _____, seconded by _____, reaffirm Rule 5900.3: Student Services - Emergencies/Fire Safety in the Schools.
- I.11 Motion by _____, seconded by _____, reaffirm Rule 5900.4: Student Services - Emergency Dismissal.
- I.12 Motion by _____, seconded by _____, that the contract for the Reagan Elementary School intercom replacement be awarded to Kidwell Incorporated in the amount of \$105,175 and that the Chief Financial Officer be authorized to execute any and all documents related to such project.
- I.13 Motion by _____, seconded by _____, that the District: (1) designate American National Bank and the Nebraska Liquid Asset Fund as the primary depositories for Millard Public Schools funds; (2) designate CIT Bank as a primary depository until all processes are fully transitioned to American National Bank; (3) designate American National Bank, First National Bank, US Bank, and Core Bank for school activity fund deposits; and (4) authorize the District's Chief Financial Officer to execute any and all banking forms to establish and maintain any bank account(s) and bank service(s) necessary to perform the banking functions of Millard Public Schools.
- I.14 Motion by _____, seconded by _____, to approve Recommendation to Hire, Resignation Agenda.
- I.15 Executive Session - Evaluation and Negotiations

J. Reports

1. Post Graduate Enrollment (Class of 2020), Degree Completion (Class of 2015), and College Preparatory (Class of 2018) Reports
2. 2021 Engagement Results Report
3. Legislative Report

K. Future Agenda Items/ Board Calendar

1. NSBA Annual Conference April 2 - 4, 2022
2. Spring Break – No School April 4 - 8, 2022
3. District Office Closed on Friday, April 8, 2022
4. Committee of the Whole Meeting on Monday, April 11, 2022 at 6:00 p.m. at DSAC
5. Board of Education Meeting on Monday, April 18, 2022 at 6:00 p.m. at DSAC
6. Board of Education Meeting on Monday, May 2, 2022 at 6:00 p.m. at **Millard North High School**
7. Foundation Scholarship Event on May 3, 2022 at 6:30 p.m. at Champions Run
8. Employee Recognition Dinner on Wednesday, May 11, 2022 at UNO Scott's Center – Social at 5:30 p.m. and Dinner at 6:30 p.m.
9. Committee of the Whole Meeting on Monday, May 9, 2022 at 6:00 p.m. at **Millard North High School**
10. High School Graduation on Saturday, May 28, 2022 at the Baxter Arena
MSHS at 9:00 a.m. / MWHS at 1:00 p.m. / MNHS at 5:00 p.m.

- L. Public Comments - This is the proper time for public questions and comments on any topic.
Please make sure a request form is given to the Board President before the meeting begins.

M. Adjournment

All items indicated by an asterisk (*) will comprise the Consent Agenda and may be acted on in a single motion. Items may be deleted from the Consent Agenda by request of any board member.

MILLARD PUBLIC SCHOOLS
SCHOOL DISTRICT NO. 17

A meeting of the Board of Education of the School District No. 17, in the county of Douglas in the state of Nebraska was convened in open and public session at 6:00 p.m., Monday, March 7, 2022, at the Don Stroh Administration Center, 5606 South 147th Street. This meeting can also be attended by videoconference through "ZOOM" with access available to the public and media. The Zoom link was <https://mpsomaha-org.zoom.us/j/99050951024>, and was posted on the district website.

Notice of this meeting was given in advance thereof by publication in the Daily Record on Friday, March 4, 2022 a copy of the publication is being attached to these minutes. Notice of this meeting was given to all members of the Board of Education and a copy of their Acknowledgement of Receipt of Notice and the agenda are attached to these minutes. Availability of the agenda was communicated in advance notice and in the notice of the Board of Education of this meeting. All proceedings hereafter shown were taken while the convened meeting was open to the attendance of the public.

President Stacy Jolley announced that the open meeting laws are posted and available for public inspection and asked everyone to join in the Pledge of Allegiance.

Roll call was taken. Mr. Kennedy, Mr. Pate, Mrs. Poole, Mrs. Jolley, Mrs. McGill Johnson were present.

Motion by Mike Kennedy, seconded by Linda Poole, to excuse Dave Anderson from the meeting. Voting in favor of said motion was: Mr. Pate, Mrs. Poole, Mrs. Jolley, Mrs. McGill Johnson, and Mr. Kennedy. Voting against were: None. Motion carried.

Awards were presented to Employees of the Month Megan Christensen, Kindergarten Teacher at Ezra Elementary School and Debbie Curnyn, Secretary to Secondary Education and Educational Services at DSAC.

The Student Showcase highlighted Cheer and Dance from Millard West High School and Dance from Millard North High School.

Mrs. Jolley announced this is the proper time for public questions and comments on agenda items only. There were no requests to speak on agenda items.

Mrs. Jolley asked one of the scouts in the audience to introduce their troop and the badge they are currently working on.

Mrs. Jolley announced this is the proper time for public questions and comments on agenda items only. There were no requests to speak on agenda items.

Motion was made by Mike Kennedy, seconded by Linda Poole, to approve the Board of Education minutes for February 14, 2022, and approve the bills and receive the treasurer's report and place on file. Voting in favor of said motion was: Mrs. McGill Johnson, Mr. Kennedy, Mr. Pate, Mrs. Poole, and Mrs. Jolley. Voting against were: None. Motion carried.

Superintendent's Comments:

Dr. Sutfin thanked Dr. John Schwartz for being here tonight and congratulated him on being the next superintendent of Millard Public Schools. Dr. Sutfin said he knows Dr. Schwartz will do a great job. Dr. Sutfin said he and Dr. Schwartz have had many conversations and will continue to do so as part of the transition process.

Dr. Sutfin said today we had a two hour late start due to weather. He also said he is grateful to have this tool available to use. The late start allowed for the morning traffic to pass and some time for the roads to get cleared especially for our high school student drivers.

Dr. Sutfin said we will be sunsetting the tracking of COVID-19 daily cases on the district website on the Friday before spring break.

Board Comments:

Mike Kennedy:

Mr. Kennedy thanked Dr. Schwartz and his family for being here tonight and said he looks forward to working with him.

Mike Pate: None

Mrs. Poole: None

Mrs. McGill Johnson: None

Mrs. Jolley:

Mrs. Jolley shared that she had the opportunity to speak to a den of Webelo Cub Scouts regarding public service and citizenship. Mrs. Jolley said she had a great week of building tours. She shared a recurring theme she has heard from teachers. Mrs. Jolley also congratulated student board representative Katie Reynolds for winning 2022 Nebraska High School Journalist of the year.

Katie Reynolds, student representative from Millard West High School, reported on the academic and athletic happenings at her school.

Unfinished Business: None

New Business:

Linda Poole gave the First Reading of Policy 1100 - Community Relations, Communication with the Public. *Mr. Pate suggested the addition of the word transparent into this policy.*

Motion by Mike Kennedy, seconded by Linda Poole, to reaffirm Policy 4520 - Human Resources - Vacations. Voting in favor of said motion was: Mrs. Poole, Mrs. Jolley, Mrs. McGill Johnson, Mr. Kennedy, and Mr. Pate. Voting against were: None. Motion carried.

Motion by Linda Poole, seconded by Mike Kennedy, that the District adopt the attached Bond Resolution authorizing the issuance by the District of the Series 2022 Bonds and which also authorizes the Authorized Officers, or each individually, to set and to designate all other terms relating to the Series 2022 Bonds, all subject to the parameters set forth in the Bond Resolution. *Chief Financial Officer Chad Meisgeier said Josh Meyer from Kutak Rock and Cody Wickham with D.A. Davidson was available to address questions and concerns from the Board. Mr. Meisgeier said issuing this set of bonds allows us to take advantage of lower interest rates.* Voting in favor of said motion was: Mrs. Jolley, Mrs. McGill Johnson, Mr. Kennedy, Mr. Pate, and Mrs. Poole. Voting against were: None. Motion carried.

Motion by Linda Poole, seconded by Amanda McGill Johnson, that the contract for the telecom infrastructure upgrade – package ‘C’ be awarded to Kidwell, Inc. in the amount of \$1,591,282 and that the Chief Financial Officer be authorized to execute any and all documents related to such project. *Chief Financial Officer Chad Meisgeier said Jeff Hemje from Morrissey Engineering was available to address questions and concerns from the Board. Mr. Meisgeier said this project is not a bond project.* Voting in favor of said motion was: Mr. Kennedy, Mr. Pate, Mrs. Poole, Mrs. Jolley, and Mrs. McGill Johnson. Voting against were: None. Motion carried.

Motion by Amanda McGill Johnson, seconded by Mike Kennedy, that the contract for the telecom infrastructure upgrade – package ‘D’ be awarded to Commonwealth Electric in the amount of \$1,885,900 and that the Chief Financial Officer be authorized to execute any and all documents related to such project. *Chief Financial Officer Chad Meisgeier said Jeff Hemje from Morrissey Engineering was available to address questions and concerns from the Board. Mr. Meisgeier said this project is not a bond project.* Voting in favor of said motion was: Mr. Pate, Mrs. Poole, Mrs. Jolley, Mrs. McGill Johnson, and Mr. Kennedy. Voting against were: None. Motion carried.

Motion by Amanda McGill Johnson, seconded by Linda Poole, that the contract for the Millard South High School tennis court replacement be awarded to Multicon in the amount of \$751,910.08 and that the Chief Financial Officer be authorized to execute any and all documents related to such project. *Chief Financial Officer Chad Meisgeier said Joe Zadina from Lamp Rynearson was available to address questions and concerns from the Board.* Voting in favor of said motion was: Mrs. McGill Johnson, Mr. Kennedy, Mr. Pate, Mrs. Poole, and Mrs. Jolley. Voting against were: None. Motion carried.

Motion by Linda Poole, seconded by Mike Pate, that the contract for the Millard North High School tennis court replacement be awarded to Multicon in the amount of \$650,239.88 and that the Chief Financial Officer be authorized to execute any and all documents related to such project. *Chief Financial Officer Chad Meisgeier said Joe Zadina from Lamp Rynearson was available to address questions and concerns from the Board.* Voting in favor of said motion was: Mrs. Poole, Mrs. Jolley, Mrs. McGill Johnson, Mr. Kennedy, and Mr. Pate. Voting against were: None. Motion carried.

Motion by Mike Pate, seconded by Linda Poole, that the contract for the Millard West High School softball drainage improvements be awarded to General Excavating in the amount of \$127,135 and that the Chief Financial Officer be authorized to execute any and all documents related to such project. *Chief Financial Officer Chad Meisgeier said Joe Zadina from Lamp Rynearson was available to address questions and concerns from the Board.* Voting in favor of said motion was: Mr. Kennedy, Mr. Pate, Mrs. Poole, Mrs. Jolley, and Mrs. McGill Johnson. Voting against were: None. Motion carried.

Motion by Linda Poole, seconded by Mike Kennedy, to approve the Superintendent's Contract and to direct the President and Secretary of the Board of Education to execute the Contract with the Superintendent and to publish and file the Contract as provided by law. Voting in favor of said motion was: Mr. Pate, Mrs. Poole, Mrs. Jolley, Mrs. McGill Johnson, and Mr. Kennedy. Voting against were: None. Motion carried.

Motion by Amanda McGill Johnson, seconded by Mike Pate, to approve Recommendation to Hire: Patrick D. Miner, Madeline E. Sossi-Jones, Grace L. Gugel, Sarah R. Walck, Alexa G. Luther, Marcel Gonzalez, Shannon L. Warrick, Kesa L. Ludlow, Victoria A. Lane, Elizabeth A. Loghry, Breanna R. Harthoorn, Sydney V. Gerace, Caroline E. Unger, Brooke E. Ravenscraft, Katrina J. Venn, Hanna M. Pleiss, Stephanie Bartling, Malarie L. Jindra; Rescind Resignation: Carlene M. McCulloch; Contract Addendum: Anne Kalkowski, Barbara A. Hove; Leave of Absence Agenda: Kayla M. Coughlin, Hayley E. Nielsen, Rebecca A. Peterson, Timothy D. Royers, Savannah B. Dinslage; Resignation Agenda: Laura C. Gill, Brian C. Gesink, Stacy J. Bigler, Erica M. Harms, Hannah P. Sutton, Jackson C. Gzehoviak, Meghan M. Callaghan, Jessica L. Wieseler, Ashley N. Ericksen, Jamie N. Christensen, Maria D. Santos, Gregory L. Vuagniaux, Bethany J. Carrothers, Kelsey M. Chittenden, Deffanie E. Hoffman, Amber D. Nicholson, Janessa A. Wolf, Riley J. Herringer, Lauren R. Milbourn, Jordan D. Fuglestad, Rebecca A. Terrell, Sidney R. Benson, Kayla J. Choyeske; Voluntary Separation Program (VSP): Anne Pane, Jan M. Lehms, Jean M. Toohar.

Mrs. Jolley requested to move Executive Session to the end of the agenda. There was no objection.

Reports:

Strategic Planning Update

Assistant Superintendent for Leadership, Planning & Evaluation Dr. Kim Saum Mills provided the board with an update on Strategic Planning. Dr. Saum-Mills said this board report contains a chart that shows the status of each of our action plans and indicates that we are coming to the end of our 2018 Strategic Plan. It also has an outline with definitions and dates of our new Strategic Plan that we will begin writing on August 1 & 2, 2022.

Millard's version of Strategic Planning has been a very successful continuous improvement process that involves the input of hundreds of internal and external stakeholders for over 3 decades. We look forward to starting a new chapter in MPS by writing a new plan next year.

Food Service Report

Chief Financial Officer Chad Meisgeier highlighted that the food service fund is up to \$1.6 million dollars in the positive, which is the first time since 2008 it has been in the positive. Mr. Meisgeier thanked Food Service Director Justin Wiley and his team for fighting through supply chain issues and work shortages.

Mr. Meisgeier said it is unknown at this time if the free meals due to the Coronavirus Response Act will continue or not. Mr. Meisgeier also said it is believed that the income threshold on how people qualify may be changing to make the program accessible to more people.

Food Service Director Justin Wiley said the lunch fees are based on USDA requirements. The USDA has not yet released this information. The lunch fees will come to the board for approval in May. Mr. Wiley said they continue to struggle with staffing issues. They are looking at changing a few 10 month positions to make them 12 month positions and believe this could help with some of the retention issues they face.

Legislative Report

Executive Director of Activities, Athletics & External Affairs Nolan Beyer provided the board with a legislative update. Mr. Beyer said tomorrow will be day 37 of the 60 day session.

Mr. Beyer said all hearings have been completed in all of the committees and full day debates will begin tomorrow. Late nights will begin the following week. Mr. Beyer reminded the Board that the budget must be passed before the end of the session. Mr. Beyer said there will be limited days to hear priority bills, which means not all priority bills will be heard this session.

Mr. Beyer shared that the budget forecasting board projected that approximately \$160 million in additional revenue this year. Mr. Beyer said it is likely that the additional funds will go to the rainy day fund as well as property tax relief fund.

Mr. Beyer provided updated on the following bills:

- LB1112 (Senator McKinney) - Adopt the Computer Science and Technology Act and provide graduation requirements and academic content standards.
- LB888 (Senator Day) - Redefine multicultural education for school districts.
- LB730 (Senator Lindstrom) - Adopt the Growing Our Workforce Investment Now Act and provide tax credits.
 - Attempting to add LB 1237 into this bill. LB 1237 is the Opportunity Scholarships Act which has been opposed by many in education.
- LB1158 (Senator Sanders) - Change provisions relating to parental involvement in and access to learning materials in schools and provide for withholding of funding from school districts.
- LB1218 (Education Committee) - Change provisions relating to certification of school employees and student loan forgiveness.

Mrs. Jolley reminded the Board of future agenda items and said this is the proper time for public questions and comments. There were no requests to speak on non-agenda items.

Future Agenda Items/ Board Calendar:

1. Board of Education Meeting on Monday, March 21, 2022 at 6:00 p.m. at DSAC
2. NSBA Annual Conference April 2 - 4, 2022
3. Spring Break – No School April 4 - 8, 2022
4. District Office Closed on Friday, April 8, 2022
5. Committee of the Whole Meeting on Monday, April 11, 2022 at 6:00 p.m. at DSAC
6. Board of Education Meeting on Monday, April 18, 2022 at 6:00 p.m. at DSAC
7. Board of Education Meeting on Monday, May 2, 2022 at 6:00 p.m. at Millard North High School
8. Foundation Scholarship Event on May 3, 2022 at 6:30 p.m. at Champions Run
9. Employee Recognition Dinner on Wednesday, May 11, 2022 at UNO Scott's Center – Social at 5:30 p.m. and Dinner at 6:30 p.m.
10. Committee of the Whole Meeting on Monday, May 9, 2022 at 6:00 p.m. at Millard North High School
11. Board of Education Meeting on Monday, May 16, 2022 at 6:00 p.m. at Millard North High School
12. High School Graduation on Saturday, May 28, 2022 at the Baxter Arena
MSHS at 9:00 a.m. / MWHS at 1:00 p.m. / MNHS at 5:00 p.m.

At 7:40 p.m. Linda Poole made a motion to go into Executive Session, seconded by Amanda McGill Johnson. Voting in favor of said motion was: Mr. Pate, Mrs. Poole, Mrs. Jolley, Mrs. McGill Johnson, and Mr. Kennedy. Voting against were: None. Motion carried.

Motion by Linda Poole and seconded by Amanda McGill Johnson to come out of Executive Session at 8:05 p.m.. Voting in favor of said motion was: Mrs. Poole, Mrs. Jolley, Mrs. McGill Johnson, Mr. Kennedy, and Mr. Pate. Voting against were: None. Motion carried.

Secretary, Mike Kennedy

Millard Public Schools

March 21, 2022

Millard Public Schools Check Register Prepared for the Board Meeting for Mar 21, 2022

| Fund | Check Number | Check Date | Vendor Number | Vendor Name | Transaction Amount |
|------|--------------|------------|---------------|-------------------------------------|--------------------|
| 01 | 491593 | 03/03/2022 | 143459 | GREAT PLAINS COMMUNICATIONS HOLDING | \$1,396.24 |
| | 491594 | 03/03/2022 | 143609 | JACKSON SERVICES INC | \$454.35 |
| | 491595 | 03/03/2022 | 100058 | LINCOLN EAST HIGH SCHOOL | \$265.00 |
| | 491596 | 03/03/2022 | 064800 | METRO UTILITIES DISTRICT OF OMAHA | \$44,359.81 |
| | 491597 | 03/03/2022 | 065443 | MILLARD WEST HIGH SCHOOL | \$173.00 |
| | 491620 | 03/10/2022 | 143369 | CAPITAL SANITARY SUPPLY CO INC | \$12,068.04 |
| | 491622 | 03/10/2022 | 139202 | CINTAS CORPORATION | \$787.36 |
| | 491625 | 03/10/2022 | 143609 | JACKSON SERVICES INC | \$1,025.95 |
| | 491627 | 03/10/2022 | 142160 | NEBRASKA SPEECH & DEBATE ASSN | \$450.00 |
| | 491628 | 03/10/2022 | 142160 | NEBRASKA SPEECH & DEBATE ASSN | \$355.00 |
| | 491629 | 03/10/2022 | 142160 | NEBRASKA SPEECH & DEBATE ASSN | \$130.00 |
| | 491630 | 03/10/2022 | 142160 | NEBRASKA SPEECH & DEBATE ASSN | \$225.00 |
| | 491634 | 03/10/2022 | 141798 | UNIVERSITY OF KENTUCKY | \$575.00 |
| | 491637 | 03/21/2022 | 106893 | WICHITA WATER CONDITIONING INC | \$12.50 |
| | 491638 | 03/21/2022 | 133397 | HY-VEE INC | \$889.57 |
| | 491639 | 03/21/2022 | 049850 | HY-VEE INC | \$509.13 |
| | 491640 | 03/21/2022 | 100586 | EDUCATIONAL THEATRE ASSOCIATION | \$799.00 |
| | 491641 | 03/21/2022 | 139745 | ANDREW J KUBIK | \$140.00 |
| | 491642 | 03/21/2022 | 100058 | LINCOLN EAST HIGH SCHOOL | \$769.00 |
| | 491643 | 03/21/2022 | 107732 | BRIAN L NELSON | \$490.00 |
| | 491644 | 03/21/2022 | 101008 | NORFOLK HIGH SCHOOL | \$224.00 |
| | 491645 | 03/21/2022 | 142974 | ADAM W ROKES | \$262.50 |
| | 491646 | 03/21/2022 | 084959 | JAMES V SUTFIN | \$214.00 |
| | 491647 | 03/21/2022 | 142309 | UNANIMOUS INC | \$3,020.00 |
| | 491648 | 03/21/2022 | 090242 | UNITED PARCEL SERVICE | \$279.87 |
| | 491649 | 03/21/2022 | 139797 | US BANK NATIONAL ASSOCIATION | \$418.00 |
| | 491650 | 03/21/2022 | 139797 | US BANK NATIONAL ASSOCIATION | \$101.00 |
| | 491651 | 03/21/2022 | 139797 | US BANK NATIONAL ASSOCIATION | \$200.00 |

Millard Public Schools Check Register Prepared for the Board Meeting for Mar 21, 2022

| Fund | Check Number | Check Date | Vendor Number | Vendor Name | Transaction Amount |
|-------------------|-------------------|------------|---------------|----------------------------------|--------------------|
| 01 | 491652 | 03/21/2022 | 139797 | US BANK NATIONAL ASSOCIATION | \$101.00 |
| | 491653 | 03/21/2022 | 139797 | US BANK NATIONAL ASSOCIATION | \$101.00 |
| | 491654 | 03/21/2022 | 139797 | US BANK NATIONAL ASSOCIATION | \$150.00 |
| | 491655 | 03/21/2022 | 139797 | US BANK NATIONAL ASSOCIATION | \$200.00 |
| | 491656 | 03/21/2022 | 143347 | VERIZON COMMUNICATIONS INC | \$10,925.04 |
| | 491657 | 03/21/2022 | 135863 | RUDOLPH A VLCEK III | \$568.75 |
| | 491659 | 03/21/2022 | 141432 | WELLS FARGO FINANCIAL LEASNG INC | \$3,425.00 |
| 01 - Total | | | | | \$86,064.11 |
| 02 | 26934 | 03/21/2022 | 143574 | ERIC AMADOR | \$87.00 |
| | 26935 | 03/21/2022 | 143573 | RACHEL ARMOUR | \$87.00 |
| | 26936 | 03/21/2022 | 143577 | TWILA BOYSEN | \$87.00 |
| | 26937 | 03/21/2022 | 143575 | AARON J GARRETT | \$76.13 |
| | 26938 | 03/21/2022 | 140977 | PATTY L KANGIOR | \$5.97 |
| | 26939 | 03/21/2022 | 131437 | GRACE C KUBIK | \$34.22 |
| | 26940 | 03/21/2022 | 143084 | MIRACLE M MCDONALD | \$76.13 |
| | 26941 | 03/21/2022 | 142880 | IVAN SMITH | \$184.86 |
| | 26942 | 03/21/2022 | 143751 | RAWNIE J TARVER | \$14.74 |
| | 26943 | 03/21/2022 | 143748 | KALYN F WILDERMUTH | \$87.00 |
| | 26944 | 03/21/2022 | 143083 | JEROME D WOOLRIDGE | \$76.13 |
| | 02 - Total | | | | |
| 07 | 491658 | 03/21/2022 | 143362 | THE WEITZ GROUP LLC | \$160.00 |
| 07 - Total | | | | | \$160.00 |
| 50 | 491618 | 03/10/2022 | 142172 | TRENTON K BUGLEWICZ | \$950.00 |
| | 491623 | 03/10/2022 | 142170 | NOLAN ALLEN HENKLE | \$1,137.20 |
| | 491626 | 03/10/2022 | 141699 | ANDREW CHRISTOPHER LAST | \$1,004.82 |
| | 491631 | 03/10/2022 | 143786 | MARK QUAMME | \$1,470.65 |
| | 491632 | 03/10/2022 | 141700 | JENNIFER JULIE RANDALL | \$1,794.80 |
| | 491633 | 03/10/2022 | 142171 | ALEXIS R ROBSON | \$1,271.75 |

Millard Public Schools Check Register Prepared for the Board Meeting for Mar 21, 2022

| Fund | Check Number | Check Date | Vendor Number | Vendor Name | Transaction Amount |
|------------------------|--------------|------------|---------------|------------------------|--------------------|
| 50 | 491635 | 03/10/2022 | 138500 | HEATH F WEBER | \$0.00 |
| | 491636 | 03/10/2022 | 138500 | HEATH F WEBER | \$722.85 |
| 50 - Total | | | | | \$8,352.07 |
| 99 | 491618 | 03/10/2022 | 142172 | TRENTON K BUGLEWICZ | (\$38.00) |
| | 491623 | 03/10/2022 | 142170 | NOLAN ALLEN HENKLE | (\$38.00) |
| | 491631 | 03/10/2022 | 143786 | MARK QUAMME | (\$36.00) |
| | 491632 | 03/10/2022 | 141700 | JENNIFER JULIE RANDALL | (\$38.00) |
| | 491633 | 03/10/2022 | 142171 | ALEXIS R ROBSON | (\$38.00) |
| | 491635 | 03/10/2022 | 138500 | HEATH F WEBER | \$0.00 |
| | 491636 | 03/10/2022 | 138500 | HEATH F WEBER | (\$24.00) |
| 99 - Total | | | | | (\$212.00) |
| Overall - Total | | | | | \$95,180.36 |

Current Cash Balance

Sorted by Site ID, Group ID, Activity ID.

From 01/01/2022 to 01/31/2022.

| Site ID | Site Name | | | | | | |
|-------------|---------------------------------------|----------------|-----------|---------------|-------------|--------------|--|
| Group ID | Group Name | | | | | | |
| Activity ID | Activity Name | Beginning Cash | Receipts | Disbursements | Adjustments | Cash Balance | |
| DSAC | Don Stroh Administration Center | | | | | | |
| A | ACTIVITY GENERAL | | | | | | |
| 1010 | General Admin | 134,956.31 | 10.79 | 0.00 | 0.00 | 134,967.10 | |
| 1018 | School Pay Fees | 1.11 | 0.00 | 0.00 | 0.00 | 1.11 | |
| 1025 | Savings | 317.49 | 0.00 | 0.00 | 0.00 | 317.49 | |
| 1030 | Staff Vending | 13.56 | 0.00 | 343.86 | 0.00 | -330.30 | |
| 1105 | Laptop Insurance | 0.00 | 0.00 | 0.00 | 0.00 | 0.00 | |
| 1106 | Laptop Loss/Damage | 0.00 | 0.00 | 0.00 | 0.00 | 0.00 | |
| 1107 | Laptop Insurance-YAP/Project Search | 540.00 | 0.00 | 540.00 | 0.00 | 0.00 | |
| 1108 | Laptop Loss-Damage YAP/Project Search | 0.00 | 0.00 | 0.00 | 0.00 | 0.00 | |
| | A Totals: | 135,828.47 | 10.79 | 883.86 | 0.00 | 134,955.40 | |
| E | ADMINISTRATIVE CUSTODIAL | | | | | | |
| 5005 | Activity Express | 188,639.53 | 4,294.99 | 8,506.64 | 0.00 | 184,427.88 | |
| 5009 | Friday Folder Advertising | 0.00 | 0.00 | 0.00 | 0.00 | 0.00 | |
| 5011 | Creative Cottage Crafts | 2,235.04 | 0.00 | 0.00 | 0.00 | 2,235.04 | |
| 5060 | Hospitality | 0.00 | 0.00 | 0.00 | 0.00 | 0.00 | |
| 5062 | Ed Services Hospitality | 37.82 | 0.00 | 0.00 | 0.00 | 37.82 | |
| 5080 | Media | 0.00 | 0.00 | 0.00 | 0.00 | 0.00 | |
| 5081 | MPS App | 0.00 | 0.00 | 0.00 | 0.00 | 0.00 | |
| 5096 | MPS Activities Calendar | 0.00 | 0.00 | 0.00 | 0.00 | 0.00 | |
| 5098 | NFUSSD | 0.00 | 0.00 | 0.00 | 0.00 | 0.00 | |
| 5110 | Other Student Activities | 0.00 | 0.00 | 0.00 | 0.00 | 0.00 | |
| 5140 | PayBac | 0.00 | 0.00 | 0.00 | 0.00 | 0.00 | |
| 5165 | Logo Sales | 0.00 | 0.00 | 0.00 | 0.00 | 0.00 | |
| 5176 | Student Showcase | 0.00 | 0.00 | 0.00 | 0.00 | 0.00 | |
| 5177 | Staff Development | 0.00 | 0.00 | 0.00 | 0.00 | 0.00 | |
| 5178 | STOP Hunger | 0.00 | 0.00 | 0.00 | 0.00 | 0.00 | |
| 5225 | WF Student Donation | 5,660.18 | 0.00 | 0.00 | 0.00 | 5,660.18 | |
| 5250 | Instrument Rental | -12,937.87 | 40.00 | 722.03 | 0.00 | -13,619.90 | |
| 5255 | South Swim Lessons | 10,170.00 | 0.00 | 0.00 | 0.00 | 10,170.00 | |
| 5260 | North Swim Lessons | 0.00 | 0.00 | 0.00 | 0.00 | 0.00 | |
| 5265 | West Swim Lessons | 4,000.00 | 0.00 | 0.00 | 0.00 | 4,000.00 | |
| 5270 | North Open Swim | 1,647.00 | 0.00 | 0.00 | 0.00 | 1,647.00 | |
| 5275 | West Open Swim | 4,100.00 | 0.00 | 0.00 | 0.00 | 4,100.00 | |
| 5280 | South Open Swim | 4,781.00 | 0.00 | 0.00 | 0.00 | 4,781.00 | |
| 5285 | Maintenance Vending | 792.16 | 0.00 | 0.00 | 0.00 | 792.16 | |
| 5290 | Tech Vending | 465.72 | 21.55 | 0.00 | 0.00 | 487.27 | |
| 5295 | Facility Use Rental Fee | 109,131.08 | 2,827.50 | 153,500.00 | 50,890.50 | 9,349.08 | |
| 5300 | Facility Use Building Access | 40,481.50 | 1,584.00 | 0.00 | -40,481.50 | 1,584.00 | |
| 5305 | Facility Use Staffing | 10,409.00 | 1,507.50 | 0.00 | -10,409.00 | 1,507.50 | |
| 5310 | Check Collection | 483.15 | 0.00 | 0.00 | 0.00 | 483.15 | |
| | E Totals: | 370,095.31 | 10,275.54 | 162,728.67 | 0.00 | 217,642.18 | |

Current Cash Balance

Sorted by Site ID, Group ID, Activity ID.
From 01/01/2022 to 01/31/2022.

| Site ID | Site Name | Beginning Cash | Receipts | Disbursements | Adjustments | Cash Balance |
|-----------------------|------------------|----------------|-----------|---------------|-------------|--------------|
| Group ID | Group Name | | | | | |
| Activity ID | Activity Name | | | | | |
| Q | STUDENT FEE FUND | | | | | |
| 7195 | HAL Field Trips | 3,235.96 | 0.00 | 0.00 | 0.00 | 3,235.96 |
| Q Totals: | | 3,235.96 | 0.00 | 0.00 | 0.00 | 3,235.96 |
| DSAC Activity Totals: | | 509,159.74 | 10,286.33 | 163,612.53 | 0.00 | 355,833.54 |

| | Begin Balance | Transfers | Receipts | Disbursements | Adjustments | End Balance |
|---------------------|---------------|-----------|-----------|---------------|-------------|-------------|
| DSAC Checking: | | | 10,286.33 | 163,612.53 | | |
| DSAC Investment: | | | | | | |
| DSAC Bank Balances: | 509,159.74 | | 10,286.33 | 163,612.53 | 0.00 | 355,833.54 |

Current Cash Balance

Sorted by Site ID, Group ID, Activity ID.
From 01/01/2022 to 01/31/2022.

| Site ID Group ID | Site Name Group Name | Activity ID | Activity Name | Beginning Cash | Receipts | Disbursements | Adjustments | Cash Balance |
|---------------------|---------------------------------|------------------|--|------------------|---------------|---------------|-------------|------------------|
| Abbott | Abbott Elementary | | | | | | | |
| A | ACTIVITY GENERAL | | | | | | | |
| | | 1010 | General Admin | 32,411.06 | 1.84 | 0.00 | 0.00 | 32,412.90 |
| | | 1018 | School Pay Fees | 0.00 | 0.00 | 0.00 | 0.00 | 0.00 |
| | | 1020 | Volunteers-General | 135.95 | 0.00 | 0.00 | 0.00 | 135.95 |
| | | 1030 | Staff Vending | 86.32 | 0.00 | 0.00 | 0.00 | 86.32 |
| | | 1105 | Laptop Insurance | 10.00 | 0.00 | 0.00 | 0.00 | 10.00 |
| | | 1106 | Laptop Loss/Damage | 0.00 | 0.00 | 0.00 | 0.00 | 0.00 |
| | | A Totals: | | 32,643.33 | 1.84 | 0.00 | 0.00 | 32,645.17 |
| D | CLUBS AND ORGANIZATIONS | | | | | | | |
| | | 4040 | Art | 0.00 | 0.00 | 0.00 | 0.00 | 0.00 |
| | | 4230 | Environmental Club | 0.00 | 0.00 | 0.00 | 0.00 | 0.00 |
| | | 4440 | Leadership Club | 30.00 | 0.00 | 0.00 | 0.00 | 30.00 |
| | | 4500 | Music | 0.00 | 0.00 | 0.00 | 0.00 | 0.00 |
| | | 4540 | Other Clubs | 0.00 | 0.00 | 0.00 | 0.00 | 0.00 |
| | | 4580 | Reading | 0.00 | 0.00 | 0.00 | 0.00 | 0.00 |
| | | 4620 | Safety Patrol | 0.00 | 0.00 | 0.00 | 0.00 | 0.00 |
| | | 4660 | Spanish Club | 0.00 | 0.00 | 0.00 | 0.00 | 0.00 |
| | | 4710 | Student Council | 494.12 | 0.00 | 0.00 | 0.00 | 494.12 |
| | | 4760 | World Language | 102.48 | 0.00 | 0.00 | 0.00 | 102.48 |
| | | D Totals: | | 626.60 | 0.00 | 0.00 | 0.00 | 626.60 |
| E | ADMINISTRATIVE CUSTODIAL | | | | | | | |
| | | 5040 | Fundraising-General | 0.00 | 0.00 | 0.00 | 0.00 | 0.00 |
| | | 5060 | Hospitality | 0.00 | 0.00 | 0.00 | 0.00 | 0.00 |
| | | 5080 | Media | 8,902.97 | 120.50 | 0.00 | 0.00 | 9,023.47 |
| | | 5110 | Other Student Activities | 0.00 | 0.00 | 0.00 | 0.00 | 0.00 |
| | | 5121 | KG Field Trips-Curriculum Related | 121.16 | 0.00 | 0.00 | 0.00 | 121.16 |
| | | 5122 | 1st Grade Field Trips-Curriculum Related | 0.00 | 0.00 | 0.00 | 0.00 | 0.00 |
| | | 5123 | 2nd Grade Field Trips-Curriculum Related | 193.50 | 0.00 | 315.02 | 0.00 | -121.52 |
| | | 5124 | 3rd Grade Field Trips-Curriculum Related | 113.25 | 0.00 | 0.00 | 0.00 | 113.25 |
| | | 5125 | 4th Grade Field Trips-Curriculum Related | 536.06 | 0.00 | 179.14 | 0.00 | 356.92 |
| | | 5126 | 5th Grade Field Trips-Curriculum Related | 0.00 | 0.00 | 0.00 | 0.00 | 0.00 |
| | | 5127 | 6th Grade Field Trips-Curriculum Related | 0.00 | 0.00 | 0.00 | 0.00 | 0.00 |
| | | 5128 | 7th Grade Field Trips-Curriculum Related | 0.00 | 0.00 | 0.00 | 0.00 | 0.00 |
| | | 5129 | 8th Grade Field Trips-Curriculum Related | 0.00 | 0.00 | 0.00 | 0.00 | 0.00 |
| | | 5180 | Teacher Fund/Grants | 247.17 | 0.00 | 0.00 | 0.00 | 247.17 |
| | | E Totals: | | 10,114.11 | 120.50 | 494.16 | 0.00 | 9,740.45 |

Current Cash Balance

Sorted by Site ID, Group ID, Activity ID.
From 01/01/2022 to 01/31/2022.

| Site ID Group ID | Site Name Group Name | Activity ID | Activity Name | Beginning Cash | Receipts | Disbursements | Adjustments | Cash Balance |
|--------------------------------|-------------------------|-------------|-----------------------|----------------|----------|---------------|-------------|--------------|
| Q | STUDENT FEE FUND | | | | | | | |
| | 7000 | | KG Field Trips | 0.00 | 0.00 | 0.00 | 0.00 | 0.00 |
| | 7010 | | 1st Grade Field Trips | 0.00 | 0.00 | 0.00 | 0.00 | 0.00 |
| | 7020 | | 2nd Grade Field Trips | 0.00 | 0.00 | 0.00 | 0.00 | 0.00 |
| | 7030 | | 3rd Grade Field Trips | 0.00 | 0.00 | 0.00 | 0.00 | 0.00 |
| | 7040 | | 4th Grade Field Trips | 0.00 | 0.00 | 0.00 | 0.00 | 0.00 |
| | 7050 | | 5th Grade Field Trips | 0.00 | 0.00 | 0.00 | 0.00 | 0.00 |
| | 7900 | | Field Trips-Other | 0.00 | 0.00 | 0.00 | 0.00 | 0.00 |
| Q Totals: | | | | 0.00 | 0.00 | 0.00 | 0.00 | 0.00 |
| Abbott Activity Totals: | | | | 43,384.04 | 122.34 | 494.16 | 0.00 | 43,012.22 |

| | Begin Balance | Transfers | Receipts | Disbursements | Adjustments | End Balance |
|------------------------------|---------------|-----------|----------|---------------|-------------|-------------|
| Abbott Checking: | | | 122.34 | 494.16 | | |
| Abbott Investment: | | | | | | |
| Abbott Bank Balances: | 43,384.04 | | 122.34 | 494.16 | 0.00 | 43,012.22 |

Current Cash Balance

Sorted by Site ID, Group ID, Activity ID.
From 01/01/2022 to 01/31/2022.

| Site ID Group ID | Site Name Group Name | Activity ID | Activity Name | Beginning Cash | Receipts | Disbursements | Adjustments | Cash Balance |
|---------------------|--------------------------|--|---------------|-------------------|---------------|---------------|-------------|-------------------|
| Ackerm | Ackerman Elementary | | | | | | | |
| A | ACTIVITY GENERAL | | | | | | | |
| | 1010 | General Admin | | 3,282.19 | 218.14 | 390.36 | 0.00 | 3,109.97 |
| | 1018 | School Pay Fees | | 7.17 | 0.00 | 0.00 | 0.00 | 7.17 |
| | 1020 | Volunteers-General | | 112,532.96 | 41.00 | 545.50 | 0.00 | 112,028.46 |
| | 1022 | Volunteers - Hospitality | | 0.00 | 0.00 | 0.00 | 0.00 | 0.00 |
| | 1030 | Staff Vending | | 0.00 | 0.00 | 0.00 | 0.00 | 0.00 |
| | 1105 | Laptop Insurance | | 0.00 | 0.00 | 0.00 | 0.00 | 0.00 |
| | 1106 | Laptop Loss/Damage | | 0.00 | 0.00 | 0.00 | 0.00 | 0.00 |
| | | A Totals: | | 115,822.32 | 259.14 | 935.86 | 0.00 | 115,145.60 |
| D | CLUBS AND ORGANIZATIONS | | | | | | | |
| | 4040 | Art | | 3,870.57 | 191.03 | 59.12 | 0.00 | 4,002.48 |
| | 4070 | Birthday Book Club | | 0.00 | 0.00 | 0.00 | 0.00 | 0.00 |
| | 4140 | Choir | | 0.00 | 0.00 | 0.00 | 0.00 | 0.00 |
| | 4270 | Field Day | | 1,361.84 | 0.00 | 0.00 | 0.00 | 1,361.84 |
| | 4580 | Reading | | 0.00 | 0.00 | 0.00 | 0.00 | 0.00 |
| | 4710 | Student Council | | 546.31 | 0.00 | 0.00 | 0.00 | 546.31 |
| | 4770 | Yearbook | | 1,019.07 | 0.00 | 0.00 | 0.00 | 1,019.07 |
| | | D Totals: | | 6,797.79 | 191.03 | 59.12 | 0.00 | 6,929.70 |
| E | ADMINISTRATIVE CUSTODIAL | | | | | | | |
| | 5040 | Fundraising-General | | 0.00 | 0.00 | 0.00 | 0.00 | 0.00 |
| | 5060 | Hospitality | | 0.00 | 0.00 | 0.00 | 0.00 | 0.00 |
| | 5070 | Library | | 7,870.72 | 43.52 | 47.15 | 0.00 | 7,867.09 |
| | 5110 | Other Student Activities | | 0.00 | 0.00 | 0.00 | 0.00 | 0.00 |
| | 5121 | KG Field Trips-Curriculum Related | | 0.00 | 0.00 | 0.00 | 0.00 | 0.00 |
| | 5122 | 1st Grade Field Trips-Curriculum Related | | 0.00 | 0.00 | 0.00 | 0.00 | 0.00 |
| | 5123 | 2nd Grade Field Trips-Curriculum Related | | 0.00 | 0.00 | 0.00 | 0.00 | 0.00 |
| | 5124 | 3rd Grade Field Trips-Curriculum Related | | 255.94 | 0.00 | 0.00 | 0.00 | 255.94 |
| | 5125 | 4th Grade Field Trips-Curriculum Related | | 51.00 | 0.00 | 0.00 | 0.00 | 51.00 |
| | 5126 | 5th Grade Field Trips-Curriculum Related | | 0.00 | 0.00 | 0.00 | 0.00 | 0.00 |
| | 5140 | PayBac | | 32.75 | 0.00 | 0.00 | 0.00 | 32.75 |
| | 5180 | Teacher Fund/Grants | | 0.00 | 0.00 | 0.00 | 0.00 | 0.00 |
| | | E Totals: | | 8,210.41 | 43.52 | 47.15 | 0.00 | 8,206.78 |
| Q | STUDENT FEE FUND | | | | | | | |
| | 7000 | KG Field Trips | | 0.00 | 0.00 | 0.00 | 0.00 | 0.00 |
| | 7010 | 1st Grade Field Trips | | 0.00 | 0.00 | 0.00 | 0.00 | 0.00 |
| | 7020 | 2nd Grade Field Trips | | 0.00 | 0.00 | 0.00 | 0.00 | 0.00 |
| | 7030 | 3rd Grade Field Trips | | 0.00 | 0.00 | 0.00 | 0.00 | 0.00 |
| | 7040 | 4th Grade Field Trips | | 0.00 | 0.00 | 0.00 | 0.00 | 0.00 |
| | 7050 | 5th Grade Field Trips | | 0.00 | 0.00 | 0.00 | 0.00 | 0.00 |
| | 7900 | Field Trips-Other | | 0.00 | 0.00 | 0.00 | 0.00 | 0.00 |
| | | Q Totals: | | 0.00 | 0.00 | 0.00 | 0.00 | 0.00 |

Current Cash Balance

Sorted by Site ID, Group ID, Activity ID.
From 01/01/2022 to 01/31/2022.

| | | | | | | | |
|----------------|------------------|---------------|----------------|----------|---------------|-------------|--------------|
| Site ID | Site Name | | | | | | |
| Group ID | Group Name | | | | | | |
| | Activity ID | Activity Name | Beginning Cash | Receipts | Disbursements | Adjustments | Cash Balance |

| | | | | | |
|---------------------------|------------|--------|----------|------|------------|
| Ackerman Activity Totals: | 130,830.52 | 493.69 | 1,042.13 | 0.00 | 130,282.08 |
|---------------------------|------------|--------|----------|------|------------|

| | Begin Balance | Transfers | Receipts | Disbursements | Adjustments | End Balance |
|--------------------------------|-------------------|-----------|---------------|-----------------|-------------|-------------------|
| Ackerman Checking: | | | 493.69 | 1,042.13 | | |
| Ackerman Investment: | | | | | | |
| Ackerman Bank Balances: | 130,830.52 | | 493.69 | 1,042.13 | 0.00 | 130,282.08 |

Current Cash Balance

Sorted by Site ID, Group ID, Activity ID.
From 01/01/2022 to 01/31/2022.

| Site ID Group ID | Site Name Group Name | Activity ID | Activity Name | Beginning Cash | Receipts | Disbursements | Adjustments | Cash Balance | |
|---------------------------------|---------------------------------|--|---------------|----------------|-----------|---------------|---------------|--------------|-------------|
| Aldrich | Aldrich Elementary | | | | | | | | |
| A | ACTIVITY GENERAL | | | | | | | | |
| | 1010 | General Admin | | 15,237.99 | 0.99 | 824.56 | 0.00 | 14,414.42 | |
| | 1018 | School Pay Fees | | -1.48 | 0.00 | 0.00 | 0.00 | -1.48 | |
| | 1030 | Staff Vending | | 330.23 | 0.00 | 0.00 | 0.00 | 330.23 | |
| | 1105 | Laptop Insurance | | 0.00 | 0.00 | 0.00 | 0.00 | 0.00 | |
| | 1106 | Laptop Loss/Damage | | 0.00 | 0.00 | 0.00 | 0.00 | 0.00 | |
| | A Totals: | | | 15,566.74 | 0.99 | 824.56 | 0.00 | 14,743.17 | |
| D | CLUBS AND ORGANIZATIONS | | | | | | | | |
| | 4040 | Art | | 0.00 | 0.00 | 0.00 | 0.00 | 0.00 | |
| | 4070 | Birthday Book Club | | 6,702.34 | 160.00 | 0.00 | 0.00 | 6,862.34 | |
| | 4710 | Student Council | | 0.00 | 0.00 | 0.00 | 0.00 | 0.00 | |
| | D Totals: | | | 6,702.34 | 160.00 | 0.00 | 0.00 | 6,862.34 | |
| E | ADMINISTRATIVE CUSTODIAL | | | | | | | | |
| | 5040 | Fundraising-General | | 0.00 | 0.00 | 0.00 | 0.00 | 0.00 | |
| | 5060 | Hospitality | | 0.00 | 0.00 | 0.00 | 0.00 | 0.00 | |
| | 5070 | Library | | 1,052.85 | 0.00 | 0.00 | 0.00 | 1,052.85 | |
| | 5110 | Other Student Activities | | 0.00 | 0.00 | 0.00 | 0.00 | 0.00 | |
| | 5121 | KG Field Trips-Curriculum Related | | 0.00 | 0.00 | 0.00 | 0.00 | 0.00 | |
| | 5122 | 1st Grade Field Trips-Curriculum Related | | 364.00 | 0.00 | 154.58 | 0.00 | 209.42 | |
| | 5123 | 2nd Grade Field Trips-Curriculum Related | | 70.42 | 0.00 | 0.00 | 0.00 | 70.42 | |
| | 5124 | 3rd Grade Field Trips-Curriculum Related | | 0.00 | 0.00 | 0.00 | 0.00 | 0.00 | |
| | 5125 | 4th Grade Field Trips-Curriculum Related | | 0.00 | 0.00 | 0.00 | 0.00 | 0.00 | |
| | 5126 | 5th Grade Field Trips-Curriculum Related | | 0.00 | 0.00 | 0.00 | 0.00 | 0.00 | |
| | E Totals: | | | 1,487.27 | 0.00 | 154.58 | 0.00 | 1,332.69 | |
| Q | STUDENT FEE FUND | | | | | | | | |
| | 7000 | KG Field Trips | | 0.00 | 0.00 | 0.00 | 0.00 | 0.00 | |
| | 7010 | 1st Grade Field Trips | | 0.00 | 0.00 | 0.00 | 0.00 | 0.00 | |
| | 7020 | 2nd Grade Field Trips | | 0.00 | 0.00 | 0.00 | 0.00 | 0.00 | |
| | 7030 | 3rd Grade Field Trips | | 0.00 | 0.00 | 0.00 | 0.00 | 0.00 | |
| | 7040 | 4th Grade Field Trips | | 0.00 | 0.00 | 0.00 | 0.00 | 0.00 | |
| | 7050 | 5th Grade Field Trips | | 0.00 | 0.00 | 0.00 | 0.00 | 0.00 | |
| | 7900 | Field Trips-Other | | 0.00 | 0.00 | 0.00 | 0.00 | 0.00 | |
| | Q Totals: | | | 0.00 | 0.00 | 0.00 | 0.00 | 0.00 | |
| Aldrich Activity Totals: | | | | 23,756.35 | 160.99 | 979.14 | 0.00 | 22,938.20 | |
| | | | | Begin Balance | Transfers | Receipts | Disbursements | Adjustments | End Balance |
| Aldrich Checking: | | | | | | 160.99 | 979.14 | | |
| Aldrich Investment: | | | | | | | | | |
| Aldrich Bank Balances: | | | | 23,756.35 | | 160.99 | 979.14 | 0.00 | 22,938.20 |

Current Cash Balance

Sorted by Site ID, Group ID, Activity ID.

From 01/01/2022 to 01/31/2022.

| Site ID Group ID | Site Name Group Name | Activity ID | Activity Name | Beginning Cash | Receipts | Disbursements | Adjustments | Cash Balance |
|---------------------|---------------------------------|--|---------------|------------------|---------------|-----------------|-------------|------------------|
| BlackEI | Black Elk Elementary | | | | | | | |
| A | ACTIVITY GENERAL | | | | | | | |
| | 1010 | General Admin | | 21,499.65 | 204.37 | 2,454.28 | 0.00 | 19,249.74 |
| | 1018 | School Pay Fees | | 44.82 | 0.00 | 0.00 | 0.00 | 44.82 |
| | 1020 | Volunteers-General | | 57,399.29 | 0.00 | 4,183.89 | 0.00 | 53,215.40 |
| | 1022 | Volunteers - Hospitality | | 0.00 | 0.00 | 0.00 | 0.00 | 0.00 |
| | 1030 | Staff Vending | | 0.00 | 0.00 | 0.00 | 0.00 | 0.00 |
| | 1105 | Laptop Insurance | | 0.00 | 0.00 | 0.00 | 0.00 | 0.00 |
| | 1106 | Laptop Loss/Damage | | 0.00 | 0.00 | 0.00 | 0.00 | 0.00 |
| | | A Totals: | | 78,943.76 | 204.37 | 6,638.17 | 0.00 | 72,509.96 |
| D | CLUBS AND ORGANIZATIONS | | | | | | | |
| | 4040 | Art | | 8,514.39 | 22.50 | 2,815.30 | 0.00 | 5,721.59 |
| | 4070 | Birthday Book Club | | 4,225.41 | 125.00 | 0.00 | 0.00 | 4,350.41 |
| | 4140 | Choir | | 293.26 | 0.00 | 0.00 | 0.00 | 293.26 |
| | 4270 | Field Day | | 919.25 | 0.00 | 0.00 | 0.00 | 919.25 |
| | 4540 | Other Clubs | | -19.25 | 0.00 | 0.00 | 0.00 | -19.25 |
| | 4580 | Reading | | 50.65 | 0.00 | 0.00 | 0.00 | 50.65 |
| | 4710 | Student Council | | 2,678.61 | 209.50 | 0.00 | 0.00 | 2,888.11 |
| | | D Totals: | | 16,662.32 | 357.00 | 2,815.30 | 0.00 | 14,204.02 |
| E | ADMINISTRATIVE CUSTODIAL | | | | | | | |
| | 5040 | Fundraising-General | | 0.00 | 0.00 | 0.00 | 0.00 | 0.00 |
| | 5065 | Hospitality-VIP | | 1,433.26 | 375.56 | 0.00 | 0.00 | 1,808.82 |
| | 5080 | Media | | 5,676.94 | 97.00 | 68.58 | 0.00 | 5,705.36 |
| | 5100 | Other Adm Custodial | | 0.00 | 0.00 | 0.00 | 0.00 | 0.00 |
| | 5110 | Other Student Activities | | 0.00 | 0.00 | 0.00 | 0.00 | 0.00 |
| | 5121 | KG Field Trips-Curriculum Related | | 6.50 | 0.00 | 0.00 | 0.00 | 6.50 |
| | 5122 | 1st Grade Field Trips-Curriculum Related | | 0.00 | 0.00 | 0.00 | 0.00 | 0.00 |
| | 5123 | 2nd Grade Field Trips-Curriculum Related | | 0.00 | 0.00 | 0.00 | 0.00 | 0.00 |
| | 5124 | 3rd Grade Field Trips-Curriculum Related | | 0.00 | 0.00 | 0.00 | 0.00 | 0.00 |
| | 5125 | 4th Grade Field Trips-Curriculum Related | | 0.00 | 0.00 | 0.00 | 0.00 | 0.00 |
| | 5126 | 5th Grade Field Trips-Curriculum Related | | 0.00 | 0.00 | 0.00 | 0.00 | 0.00 |
| | 5140 | PayBac | | 952.62 | 0.00 | 0.00 | 0.00 | 952.62 |
| | | E Totals: | | 8,069.32 | 472.56 | 68.58 | 0.00 | 8,473.30 |
| Q | STUDENT FEE FUND | | | | | | | |
| | 7900 | Field Trips-Other | | 0.00 | 0.00 | 0.00 | 0.00 | 0.00 |
| | | Q Totals: | | 0.00 | 0.00 | 0.00 | 0.00 | 0.00 |

Current Cash Balance

Sorted by Site ID, Group ID, Activity ID.
From 01/01/2022 to 01/31/2022.

| Site ID | Site Name | Beginning Cash | Receipts | Disbursements | Adjustments | Cash Balance |
|---------------------------|---------------|----------------|----------|---------------|-------------|--------------|
| Group ID | Group Name | | | | | |
| Activity ID | Activity Name | | | | | |
| BlackElk Activity Totals: | | 103,675.40 | 1,033.93 | 9,522.05 | 0.00 | 95,187.28 |

| | Begin Balance | Transfers | Receipts | Disbursements | Adjustments | End Balance |
|-------------------------|---------------|-----------|----------|---------------|-------------|-------------|
| BlackElk Checking: | | | 1,033.93 | 9,522.05 | | |
| BlackElk Investment: | | | | | | |
| BlackElk Bank Balances: | 103,675.40 | | 1,033.93 | 9,522.05 | 0.00 | 95,187.28 |

Current Cash Balance

Sorted by Site ID, Group ID, Activity ID.
From 01/01/2022 to 01/31/2022.

| Site ID | Site Name | | | | | | |
|-------------|--|----------------|----------|---------------|-------------|--------------|--|
| Group ID | Group Name | | | | | | |
| Activity ID | Activity Name | Beginning Cash | Receipts | Disbursements | Adjustments | Cash Balance | |
| Bryan | Bryan Elementary School | | | | | | |
| A | ACTIVITY GENERAL | | | | | | |
| 1010 | General Admin | 12,721.52 | 1.45 | 0.00 | 0.00 | 12,722.97 | |
| 1018 | School Pay Fees | 37.26 | 0.00 | 0.00 | 0.00 | 37.26 | |
| 1030 | Staff Vending | 305.27 | 0.00 | 0.00 | 0.00 | 305.27 | |
| 1040 | Donations | 199.00 | 0.00 | 0.00 | 0.00 | 199.00 | |
| 1105 | Laptop Insurance | 15.00 | 0.00 | 15.00 | 0.00 | 0.00 | |
| 1106 | Laptop Loss/Damage | 70.00 | 0.00 | 70.00 | 0.00 | 0.00 | |
| | A Totals: | 13,348.05 | 1.45 | 85.00 | 0.00 | 13,264.50 | |
| D | CLUBS AND ORGANIZATIONS | | | | | | |
| 4040 | Art | 394.60 | 0.00 | 0.00 | 0.00 | 394.60 | |
| 4220 | Drama Club | 122.07 | 0.00 | 0.00 | 0.00 | 122.07 | |
| 4500 | Music | 878.51 | 8.00 | 0.00 | 0.00 | 886.51 | |
| 4710 | Student Council | 1,932.03 | 0.00 | 0.00 | 0.00 | 1,932.03 | |
| | D Totals: | 3,327.21 | 8.00 | 0.00 | 0.00 | 3,335.21 | |
| E | ADMINISTRATIVE CUSTODIAL | | | | | | |
| 5015 | Circle of Friends | 0.00 | 0.00 | 0.00 | 0.00 | 0.00 | |
| 5040 | Fundraising-General | 8,476.99 | 111.75 | 1,202.71 | 0.00 | 7,386.03 | |
| 5060 | Hospitality | 0.00 | 0.00 | 0.00 | 0.00 | 0.00 | |
| 5080 | Media | 7,351.81 | 21.00 | 0.00 | 0.00 | 7,372.81 | |
| 5100 | Other Adm Custodial | 0.00 | 0.00 | 0.00 | 0.00 | 0.00 | |
| 5110 | Other Student Activities | 840.54 | 0.00 | 0.00 | 0.00 | 840.54 | |
| 5121 | KG Field Trips-Curriculum Related | 0.00 | 0.00 | 0.00 | 0.00 | 0.00 | |
| 5122 | 1st Grade Field Trips-Curriculum Related | 0.00 | 0.00 | 0.00 | 0.00 | 0.00 | |
| 5123 | 2nd Grade Field Trips-Curriculum Related | 0.00 | 0.00 | 0.00 | 0.00 | 0.00 | |
| 5124 | 3rd Grade Field Trips-Curriculum Related | 0.00 | 0.00 | 313.76 | 0.00 | -313.76 | |
| 5125 | 4th Grade Field Trips-Curriculum Related | 0.00 | 0.00 | 0.00 | 0.00 | 0.00 | |
| 5126 | 5th Grade Field Trips-Curriculum Related | 0.00 | 0.00 | 0.00 | 0.00 | 0.00 | |
| 5180 | Teacher Fund/Grants | 1,489.84 | 0.00 | 0.00 | 0.00 | 1,489.84 | |
| | E Totals: | 18,159.18 | 132.75 | 1,516.47 | 0.00 | 16,775.46 | |
| Q | STUDENT FEE FUND | | | | | | |
| 7900 | Field Trips-Other | 0.00 | 0.00 | 0.00 | 0.00 | 0.00 | |
| | Q Totals: | 0.00 | 0.00 | 0.00 | 0.00 | 0.00 | |
| | Bryan Activity Totals: | 34,834.44 | 142.20 | 1,601.47 | 0.00 | 33,375.17 | |

| | Begin Balance | Transfers | Receipts | Disbursements | Adjustments | End Balance |
|----------------------|---------------|-----------|----------|---------------|-------------|-------------|
| Bryan Checking: | | | 142.20 | 1,601.47 | | |
| Bryan Investment: | | | | | | |
| Bryan Bank Balances: | 34,834.44 | | 142.20 | 1,601.47 | 0.00 | 33,375.17 |

Current Cash Balance

Sorted by Site ID, Group ID, Activity ID.
From 01/01/2022 to 01/31/2022.

| Site ID | Site Name | Beginning Cash | Receipts | Disbursements | Adjustments | Cash Balance |
|------------------|--|-----------------|-------------|---------------|-------------|-----------------|
| Group ID | Group Name | | | | | |
| Activity ID | Activity Name | | | | | |
| Cather | Cather Elementary | | | | | |
| A | ACTIVITY GENERAL | | | | | |
| 1010 | General Admin | 6,101.63 | 0.94 | 0.00 | 0.00 | 6,102.57 |
| 1018 | School Pay Fees | 5.22 | 0.00 | 0.00 | 0.00 | 5.22 |
| 1030 | Staff Vending | 0.00 | 0.00 | 0.00 | 0.00 | 0.00 |
| 1040 | Donations | 400.00 | 0.00 | 0.00 | 0.00 | 400.00 |
| 1105 | Laptop Insurance | 1,366.96 | 0.00 | 0.00 | 0.00 | 1,366.96 |
| 1106 | Laptop Loss/Damage | 10.00 | 0.00 | 0.00 | 0.00 | 10.00 |
| A Totals: | | 7,883.81 | 0.94 | 0.00 | 0.00 | 7,884.75 |
| D | CLUBS AND ORGANIZATIONS | | | | | |
| 4038 | Archery | -340.20 | 0.00 | 0.00 | 0.00 | -340.20 |
| 4040 | Art | 0.00 | 0.00 | 0.00 | 0.00 | 0.00 |
| 4090 | Bowling Club | 0.00 | 0.00 | 0.00 | 0.00 | 0.00 |
| 4231 | Ecology Club | 80.00 | 0.00 | 0.00 | 0.00 | 80.00 |
| 4500 | Music | 7.00 | 0.00 | 0.00 | 0.00 | 7.00 |
| 4540 | Other Clubs | 5,131.50 | 0.00 | 0.00 | 0.00 | 5,131.50 |
| 4600 | Robotics & Engineering Club | 2,307.21 | 0.00 | 0.00 | 0.00 | 2,307.21 |
| 4610 | SAFE/DARE/Drug Free | 77.23 | 0.00 | 0.00 | 0.00 | 77.23 |
| 4710 | Student Council | 1,525.37 | 0.00 | 0.00 | 0.00 | 1,525.37 |
| D Totals: | | 8,788.11 | 0.00 | 0.00 | 0.00 | 8,788.11 |
| E | ADMINISTRATIVE CUSTODIAL | | | | | |
| 5040 | Fundraising-General | -7.96 | 0.00 | 0.00 | 0.00 | -7.96 |
| 5060 | Hospitality | -2.54 | 0.00 | 0.00 | 0.00 | -2.54 |
| 5070 | Library | 3,828.03 | 0.00 | 0.00 | 0.00 | 3,828.03 |
| 5110 | Other Student Activities | -2,839.50 | 0.00 | 0.00 | 0.00 | -2,839.50 |
| 5121 | KG Field Trips-Curriculum Related | 73.93 | 0.00 | 0.00 | 0.00 | 73.93 |
| 5122 | 1st Grade Field Trips-Curriculum Related | 106.60 | 0.00 | 0.00 | 0.00 | 106.60 |
| 5123 | 2nd Grade Field Trips-Curriculum Related | 648.93 | 0.00 | 0.00 | 0.00 | 648.93 |
| 5124 | 3rd Grade Field Trips-Curriculum Related | 223.19 | 0.00 | 0.00 | 0.00 | 223.19 |
| 5125 | 4th Grade Field Trips-Curriculum Related | 0.00 | 0.00 | 0.00 | 0.00 | 0.00 |
| 5126 | 5th Grade Field Trips-Curriculum Related | 949.45 | 0.00 | 0.00 | 0.00 | 949.45 |
| 5140 | PayBac | 1,707.03 | 0.00 | 0.00 | 0.00 | 1,707.03 |
| 5181 | Grants | 397.51 | 0.00 | 0.00 | 0.00 | 397.51 |
| E Totals: | | 5,084.67 | 0.00 | 0.00 | 0.00 | 5,084.67 |

Current Cash Balance

Sorted by Site ID, Group ID, Activity ID.
From 01/01/2022 to 01/31/2022.

| Site ID Group ID | Site Name Group Name | Activity ID | Activity Name | Beginning Cash | Receipts | Disbursements | Adjustments | Cash Balance |
|---------------------|-------------------------|-------------|-------------------------|----------------|----------|---------------|-------------|--------------|
| Q | STUDENT FEE FUND | | | | | | | |
| | 7000 | | KG Field Trips | 0.00 | 0.00 | 0.00 | 0.00 | 0.00 |
| | 7010 | | 1st Grade Field Trips | 0.00 | 0.00 | 0.00 | 0.00 | 0.00 |
| | 7020 | | 2nd Grade Field Trips | 0.00 | 0.00 | 0.00 | 0.00 | 0.00 |
| | 7030 | | 3rd Grade Field Trips | 0.00 | 0.00 | 0.00 | 0.00 | 0.00 |
| | 7040 | | 4th Grade Field Trips | 0.00 | 0.00 | 0.00 | 0.00 | 0.00 |
| | 7050 | | 5th Grade Field Trips | 0.00 | 0.00 | 0.00 | 0.00 | 0.00 |
| | 7900 | | Field Trips-Other | 0.00 | 0.00 | 0.00 | 0.00 | 0.00 |
| | | | Q Totals: | 0.00 | 0.00 | 0.00 | 0.00 | 0.00 |
| | | | Cather Activity Totals: | 21,756.59 | 0.94 | 0.00 | 0.00 | 21,757.53 |

| | Begin Balance | Transfers | Receipts | Disbursements | Adjustments | End Balance |
|-----------------------|---------------|-----------|----------|---------------|-------------|-------------|
| Cather Checking: | | | 0.94 | 0.00 | | |
| Cather Investment: | | | | | | |
| Cather Bank Balances: | 21,756.59 | | 0.94 | 0.00 | 0.00 | 21,757.53 |

Current Cash Balance

Sorted by Site ID, Group ID, Activity ID.
From 01/01/2022 to 01/31/2022.

| Site ID Group ID | Site Name Group Name | Activity ID | Activity Name | Beginning Cash | Receipts | Disbursements | Adjustments | Cash Balance |
|---------------------|--------------------------|--|---------------|----------------|----------|---------------|-------------|--------------|
| Cody | Cody Elementary School | | | | | | | |
| A | ACTIVITY GENERAL | | | | | | | |
| | 1010 | General Admin | | 3,096.83 | 0.66 | 1,150.37 | 0.00 | 1,947.12 |
| | 1018 | School Pay Fees | | 1.62 | 0.00 | 0.00 | 0.00 | 1.62 |
| | 1030 | Staff Vending | | 135.58 | 0.00 | 0.00 | 0.00 | 135.58 |
| | 1043 | Playground | | 1,987.22 | 0.00 | 0.00 | 0.00 | 1,987.22 |
| | 1050 | Projects/Support | | 265.26 | 0.00 | 0.00 | 0.00 | 265.26 |
| | 1105 | Laptop Insurance | | 30.00 | 0.00 | 0.00 | 0.00 | 30.00 |
| | 1106 | Laptop Loss/Damage | | 0.00 | 0.00 | 0.00 | 0.00 | 0.00 |
| | | A Totals: | | 5,516.51 | 0.66 | 1,150.37 | 0.00 | 4,366.80 |
| D | CLUBS AND ORGANIZATIONS | | | | | | | |
| | 4040 | Art | | 0.00 | 0.00 | 0.00 | 0.00 | 0.00 |
| | 4100 | Builders Club | | 136.00 | 0.00 | 0.00 | 0.00 | 136.00 |
| | 4140 | Choir | | 237.71 | 0.00 | 0.00 | 0.00 | 237.71 |
| | 4540 | Other Clubs | | 0.00 | 0.00 | 0.00 | 0.00 | 0.00 |
| | 4710 | Student Council | | 2,018.49 | 0.00 | 0.00 | 0.00 | 2,018.49 |
| | | D Totals: | | 2,392.20 | 0.00 | 0.00 | 0.00 | 2,392.20 |
| E | ADMINISTRATIVE CUSTODIAL | | | | | | | |
| | 5040 | Fundraising-General | | 0.00 | 0.00 | 0.00 | 0.00 | 0.00 |
| | 5060 | Hospitality | | 0.00 | 0.00 | 0.00 | 0.00 | 0.00 |
| | 5080 | Media | | 4,546.66 | 0.00 | 0.00 | 0.00 | 4,546.66 |
| | 5110 | Other Student Activities | | 740.32 | 0.00 | 0.00 | 0.00 | 740.32 |
| | 5121 | KG Field Trips-Curriculum Related | | 0.00 | 0.00 | 0.00 | 0.00 | 0.00 |
| | 5122 | 1st Grade Field Trips-Curriculum Related | | 576.25 | 0.00 | 0.00 | 0.00 | 576.25 |
| | 5123 | 2nd Grade Field Trips-Curriculum Related | | 713.70 | 0.00 | 0.00 | 0.00 | 713.70 |
| | 5124 | 3rd Grade Field Trips-Curriculum Related | | 227.12 | 0.00 | 0.00 | 0.00 | 227.12 |
| | 5125 | 4th Grade Field Trips-Curriculum Related | | 220.61 | 0.00 | 0.00 | 0.00 | 220.61 |
| | 5126 | 5th Grade Field Trips-Curriculum Related | | 72.00 | 0.00 | 0.00 | 0.00 | 72.00 |
| | 5165 | Logo Sales | | 210.82 | 0.00 | 0.00 | 0.00 | 210.82 |
| | 5170 | Student Notebooks | | 0.00 | 0.00 | 0.00 | 0.00 | 0.00 |
| | | E Totals: | | 7,307.48 | 0.00 | 0.00 | 0.00 | 7,307.48 |
| Q | STUDENT FEE FUND | | | | | | | |
| | 7000 | KG Field Trips | | 0.00 | 0.00 | 0.00 | 0.00 | 0.00 |
| | 7010 | 1st Grade Field Trips | | 0.00 | 0.00 | 0.00 | 0.00 | 0.00 |
| | 7020 | 2nd Grade Field Trips | | 0.00 | 0.00 | 0.00 | 0.00 | 0.00 |
| | 7030 | 3rd Grade Field Trips | | 0.00 | 0.00 | 0.00 | 0.00 | 0.00 |
| | 7040 | 4th Grade Field Trips | | 0.00 | 0.00 | 0.00 | 0.00 | 0.00 |
| | 7050 | 5th Grade Field Trips | | 0.00 | 0.00 | 0.00 | 0.00 | 0.00 |
| | 7900 | Field Trips-Other | | 0.00 | 0.00 | 0.00 | 0.00 | 0.00 |
| | | Q Totals: | | 0.00 | 0.00 | 0.00 | 0.00 | 0.00 |

Current Cash Balance

Sorted by Site ID, Group ID, Activity ID.
From 01/01/2022 to 01/31/2022.

| Site ID | Site Name | Beginning Cash | Receipts | Disbursements | Adjustments | Cash Balance |
|-----------------------|---------------|----------------|----------|---------------|-------------|--------------|
| Group ID | Group Name | | | | | |
| Activity ID | Activity Name | | | | | |
| Cody Activity Totals: | | 15,216.19 | 0.66 | 1,150.37 | 0.00 | 14,066.48 |

| | Begin Balance | Transfers | Receipts | Disbursements | Adjustments | End Balance |
|---------------------|---------------|-----------|----------|---------------|-------------|-------------|
| Cody Checking: | | | 0.66 | 1,150.37 | | |
| Cody Investment: | | | | | | |
| Cody Bank Balances: | 15,216.19 | | 0.66 | 1,150.37 | 0.00 | 14,066.48 |

Current Cash Balance

Sorted by Site ID, Group ID, Activity ID.

From 01/01/2022 to 01/31/2022.

| Site ID Group ID | Site Name Group Name | Activity ID | Activity Name | Beginning Cash | Receipts | Disbursements | Adjustments | Cash Balance |
|---|---------------------------------|-------------|--|------------------|--------------|-----------------|-------------|------------------|
| Cottonw Cottonwood Elementary School | | | | | | | | |
| A | ACTIVITY GENERAL | | | | | | | |
| | 1010 | | General Admin | 15,825.06 | 1.69 | 625.75 | 0.00 | 15,201.00 |
| | 1018 | | School Pay Fees | 11.37 | 0.00 | 0.00 | 0.00 | 11.37 |
| | 1030 | | Staff Vending | 66.76 | 0.00 | 0.00 | 0.00 | 66.76 |
| | 1105 | | Laptop Insurance | 15.00 | 0.00 | 0.00 | 0.00 | 15.00 |
| | 1106 | | Laptop Loss/Damage | 0.00 | 0.00 | 0.00 | 0.00 | 0.00 |
| | A Totals: | | | 15,918.19 | 1.69 | 625.75 | 0.00 | 15,294.13 |
| D | CLUBS AND ORGANIZATIONS | | | | | | | |
| | 4040 | | Art | 11.76 | 0.00 | 0.00 | 0.00 | 11.76 |
| | 4580 | | Reading | 0.00 | 0.00 | 99.00 | 0.00 | -99.00 |
| | 4610 | | SAFE/DARE/Drug Free | 0.00 | 0.00 | 0.00 | 0.00 | 0.00 |
| | 4710 | | Student Council | 2,623.62 | 0.00 | 0.00 | 0.00 | 2,623.62 |
| | 4750 | | Volunteer Club | 19,096.09 | 27.10 | 0.00 | 0.00 | 19,123.19 |
| | D Totals: | | | 21,731.47 | 27.10 | 99.00 | 0.00 | 21,659.57 |
| E | ADMINISTRATIVE CUSTODIAL | | | | | | | |
| | 5040 | | Fundraising-General | 0.00 | 0.00 | 0.00 | 0.00 | 0.00 |
| | 5060 | | Hospitality | 0.00 | 0.00 | 0.00 | 0.00 | 0.00 |
| | 5070 | | Library | 1,207.42 | 0.00 | 1,008.00 | 0.00 | 199.42 |
| | 5110 | | Other Student Activities | 34.32 | 0.00 | 0.00 | 0.00 | 34.32 |
| | 5121 | | KG Field Trips-Curriculum Related | 0.00 | 0.00 | 0.00 | 0.00 | 0.00 |
| | 5122 | | 1st Grade Field Trips-Curriculum Related | 0.00 | 0.00 | 0.00 | 0.00 | 0.00 |
| | 5123 | | 2nd Grade Field Trips-Curriculum Related | 0.00 | 0.00 | 0.00 | 0.00 | 0.00 |
| | 5124 | | 3rd Grade Field Trips-Curriculum Related | 497.96 | 0.00 | 0.00 | 0.00 | 497.96 |
| | 5125 | | 4th Grade Field Trips-Curriculum Related | 305.70 | 0.00 | 0.00 | 0.00 | 305.70 |
| | 5126 | | 5th Grade Field Trips-Curriculum Related | 0.00 | 0.00 | 0.00 | 0.00 | 0.00 |
| | 5142 | | Preschool | 0.00 | 0.00 | 0.00 | 0.00 | 0.00 |
| | 5180 | | Teacher Fund/Grants | 203.23 | 0.00 | 0.00 | 0.00 | 203.23 |
| | E Totals: | | | 2,248.63 | 0.00 | 1,008.00 | 0.00 | 1,240.63 |
| Q | STUDENT FEE FUND | | | | | | | |
| | 7900 | | Field Trips-Other | 0.00 | 0.00 | 0.00 | 0.00 | 0.00 |
| | Q Totals: | | | 0.00 | 0.00 | 0.00 | 0.00 | 0.00 |
| S | ATHLETIC | | | | | | | |
| | 9055 | | Athletics - Projects | 0.00 | 0.00 | 0.00 | 0.00 | 0.00 |
| | S Totals: | | | 0.00 | 0.00 | 0.00 | 0.00 | 0.00 |

Current Cash Balance

Sorted by Site ID, Group ID, Activity ID.
From 01/01/2022 to 01/31/2022.

| | | | | | | |
|----------------|------------------|----------------|----------|---------------|-------------|--------------|
| Site ID | Site Name | | | | | |
| Group ID | Group Name | | | | | |
| Activity ID | Activity Name | Beginning Cash | Receipts | Disbursements | Adjustments | Cash Balance |

| | | | | | |
|------------------------------------|-----------|-------|----------|------|-----------|
| Cottonwood Activity Totals: | 39,898.29 | 28.79 | 1,732.75 | 0.00 | 38,194.33 |
|------------------------------------|-----------|-------|----------|------|-----------|

| | Begin Balance | Transfers | Receipts | Disbursements | Adjustments | End Balance |
|----------------------------------|---------------|-----------|----------|---------------|-------------|-------------|
| Cottonwood Checking: | | | 28.79 | 1,732.75 | | |
| Cottonwood Investment: | | | | | | |
| Cottonwood Bank Balances: | 39,898.29 | | 28.79 | 1,732.75 | 0.00 | 38,194.33 |

Current Cash Balance

Sorted by Site ID, Group ID, Activity ID.

From 01/01/2022 to 01/31/2022.

| Site ID | Site Name | Beginning Cash | Receipts | Disbursements | Adjustments | Cash Balance |
|-------------------------|--|----------------|----------|---------------|-------------|--------------|
| Group ID | Group Name | | | | | |
| Activity ID | Activity Name | | | | | |
| Disney | Disney Elementary | | | | | |
| A | ACTIVITY GENERAL | | | | | |
| 1010 | General Admin | 5,844.76 | 18.70 | 282.72 | 0.00 | 5,580.74 |
| 1015 | Counseling | 32.13 | 0.00 | 0.00 | 0.00 | 32.13 |
| 1018 | School Pay Fees | -0.20 | 0.00 | 0.00 | 0.00 | -0.20 |
| 1030 | Staff Vending | 264.03 | 0.00 | 0.00 | 0.00 | 264.03 |
| 1040 | Donations | 12,407.40 | 0.00 | 528.29 | 0.00 | 11,879.11 |
| 1043 | Playground | 10,000.00 | 0.00 | 7,000.00 | 0.00 | 3,000.00 |
| 1046 | Birthday Board | 567.88 | 50.00 | 0.00 | 0.00 | 617.88 |
| 1105 | Laptop Insurance | 960.00 | 0.00 | 0.00 | 0.00 | 960.00 |
| 1106 | Laptop Loss/Damage | 42.00 | 0.00 | 0.00 | 0.00 | 42.00 |
| A Totals: | | 30,118.00 | 68.70 | 7,811.01 | 0.00 | 22,375.69 |
| D | CLUBS AND ORGANIZATIONS | | | | | |
| 4570 | Play Production | 2,344.26 | 0.00 | 37.55 | 0.00 | 2,306.71 |
| 4710 | Student Council | 885.72 | 0.00 | 184.07 | 0.00 | 701.65 |
| 4726 | Unified Sports | 3,537.40 | 250.00 | 0.00 | 0.00 | 3,787.40 |
| D Totals: | | 6,767.38 | 250.00 | 221.62 | 0.00 | 6,795.76 |
| E | ADMINISTRATIVE CUSTODIAL | | | | | |
| 5040 | Fundraising-General | 1,221.84 | 270.00 | 112.04 | 0.00 | 1,379.80 |
| 5070 | Library | -12.96 | 0.00 | 0.00 | 0.00 | -12.96 |
| 5120 | P.E. | 2,340.55 | 0.00 | 0.00 | 0.00 | 2,340.55 |
| 5121 | KG Field Trips-Curriculum Related | 0.00 | 0.00 | 0.00 | 0.00 | 0.00 |
| 5122 | 1st Grade Field Trips-Curriculum Related | -7.00 | 0.00 | 0.00 | 0.00 | -7.00 |
| 5123 | 2nd Grade Field Trips-Curriculum Related | 21.00 | 0.00 | 0.00 | 0.00 | 21.00 |
| 5124 | 3rd Grade Field Trips-Curriculum Related | 37.50 | 0.00 | 0.00 | 0.00 | 37.50 |
| 5125 | 4th Grade Field Trips-Curriculum Related | 82.50 | 0.00 | 0.00 | 0.00 | 82.50 |
| 5126 | 5th Grade Field Trips-Curriculum Related | 13.45 | 0.00 | 0.00 | 0.00 | 13.45 |
| 5181 | Grants | 0.00 | 1,000.00 | 0.00 | 0.00 | 1,000.00 |
| E Totals: | | 3,696.88 | 1,270.00 | 112.04 | 0.00 | 4,854.84 |
| Q | STUDENT FEE FUND | | | | | |
| 7090 | ACP (SpEd) Trips | 0.00 | 0.00 | 0.00 | 0.00 | 0.00 |
| 7900 | Field Trips-Other | 0.00 | 0.00 | 0.00 | 0.00 | 0.00 |
| Q Totals: | | 0.00 | 0.00 | 0.00 | 0.00 | 0.00 |
| Disney Activity Totals: | | 40,582.26 | 1,588.70 | 8,144.67 | 0.00 | 34,026.29 |

| | Begin Balance | Transfers | Receipts | Disbursements | Adjustments | End Balance |
|-----------------------|---------------|-----------|----------|---------------|-------------|-------------|
| Disney Checking: | | | 1,588.70 | 8,144.67 | | |
| Disney Investment: | | | | | | |
| Disney Bank Balances: | 40,582.26 | | 1,588.70 | 8,144.67 | 0.00 | 34,026.29 |

Current Cash Balance

Sorted by Site ID, Group ID, Activity ID.

From 01/01/2022 to 01/31/2022.

| Site ID Group ID | Site Name Group Name | Activity ID | Activity Name | Beginning Cash | Receipts | Disbursements | Adjustments | Cash Balance |
|---------------------|--------------------------|--|---------------|------------------|-------------|-----------------|-------------|------------------|
| Ezra | Ezra Elementary | | | | | | | |
| A | ACTIVITY GENERAL | | | | | | | |
| | 1010 | General Admin | | 21,524.09 | 1.31 | 849.59 | 0.00 | 20,675.81 |
| | 1018 | School Pay Fees | | 2.04 | 0.00 | 0.00 | 0.00 | 2.04 |
| | 1030 | Staff Vending | | 0.00 | 0.00 | 0.00 | 0.00 | 0.00 |
| | 1105 | Laptop Insurance | | 0.00 | 0.00 | 0.00 | 0.00 | 0.00 |
| | 1106 | Laptop Loss/Damage | | 0.00 | 0.00 | 0.00 | 0.00 | 0.00 |
| | | A Totals: | | 21,526.13 | 1.31 | 849.59 | 0.00 | 20,677.85 |
| D | CLUBS AND ORGANIZATIONS | | | | | | | |
| | 4010 | 40 Assets | | 0.00 | 0.00 | 0.00 | 0.00 | 0.00 |
| | 4040 | Art | | 0.00 | 0.00 | 0.00 | 0.00 | 0.00 |
| | 4090 | Bowling Club | | 0.00 | 0.00 | 0.00 | 0.00 | 0.00 |
| | 4500 | Music | | 1,025.67 | 0.00 | 0.00 | 0.00 | 1,025.67 |
| | | D Totals: | | 1,025.67 | 0.00 | 0.00 | 0.00 | 1,025.67 |
| E | ADMINISTRATIVE CUSTODIAL | | | | | | | |
| | 5025 | Fines - Library Book | | 0.00 | 0.00 | 0.00 | 0.00 | 0.00 |
| | 5040 | Fundraising-General | | 0.00 | 0.00 | 0.00 | 0.00 | 0.00 |
| | 5060 | Hospitality | | 0.00 | 0.00 | 0.00 | 0.00 | 0.00 |
| | 5070 | Library | | 4,841.44 | 0.00 | 0.00 | 0.00 | 4,841.44 |
| | 5110 | Other Student Activities | | 0.00 | 0.00 | 0.00 | 0.00 | 0.00 |
| | 5121 | KG Field Trips-Curriculum Related | | -370.48 | 0.00 | 0.00 | 0.00 | -370.48 |
| | 5122 | 1st Grade Field Trips-Curriculum Related | | 0.00 | 0.00 | 0.00 | 0.00 | 0.00 |
| | 5123 | 2nd Grade Field Trips-Curriculum Related | | -655.64 | 0.00 | 0.00 | 0.00 | -655.64 |
| | 5124 | 3rd Grade Field Trips-Curriculum Related | | 509.06 | 0.00 | 0.00 | 0.00 | 509.06 |
| | 5125 | 4th Grade Field Trips-Curriculum Related | | -997.89 | 0.00 | 0.00 | 0.00 | -997.89 |
| | 5126 | 5th Grade Field Trips-Curriculum Related | | 3,398.76 | 0.00 | 324.00 | 0.00 | 3,074.76 |
| | 5165 | Logo Sales | | 0.00 | 0.00 | 0.00 | 0.00 | 0.00 |
| | 5170 | Student Notebooks | | 0.00 | 0.00 | 0.00 | 0.00 | 0.00 |
| | | E Totals: | | 6,725.25 | 0.00 | 324.00 | 0.00 | 6,401.25 |
| Q | STUDENT FEE FUND | | | | | | | |
| | 7090 | ACP (SpEd) Trips | | 0.00 | 0.00 | 0.00 | 0.00 | 0.00 |
| | 7900 | Field Trips-Other | | 0.00 | 0.00 | 0.00 | 0.00 | 0.00 |
| | | Q Totals: | | 0.00 | 0.00 | 0.00 | 0.00 | 0.00 |
| | | Ezra Activity Totals: | | 29,277.05 | 1.31 | 1,173.59 | 0.00 | 28,104.77 |

| | Begin Balance | Transfers | Receipts | Disbursements | Adjustments | End Balance |
|----------------------------|------------------|-----------|-------------|-----------------|-------------|------------------|
| Ezra Checking: | | | 1.31 | 1,173.59 | | |
| Ezra Investment: | | | | | | |
| Ezra Bank Balances: | 29,277.05 | | 1.31 | 1,173.59 | 0.00 | 28,104.77 |

Current Cash Balance

Sorted by Site ID, Group ID, Activity ID.

From 01/01/2022 to 01/31/2022.

| Site ID | Site Name | Beginning Cash | Receipts | Disbursements | Adjustments | Cash Balance |
|---------------------------------------|--|------------------|---------------|---------------|-------------|------------------|
| Group ID | Group Name | | | | | |
| Activity ID | Activity Name | | | | | |
| HarveyO Harvey Oaks Elementary | | | | | | |
| A | ACTIVITY GENERAL | | | | | |
| 1010 | General Admin | 37,694.35 | 107.48 | 221.71 | 0.00 | 37,580.12 |
| 1018 | School Pay Fees | 1.43 | 0.00 | 0.00 | 0.00 | 1.43 |
| 1030 | Staff Vending | 0.00 | 0.00 | 0.00 | 0.00 | 0.00 |
| 1105 | Laptop Insurance | 15.00 | 0.00 | 0.00 | 0.00 | 15.00 |
| 1106 | Laptop Loss/Damage | 59.00 | 0.00 | 0.00 | 0.00 | 59.00 |
| 1170 | Wellness | 287.73 | 0.00 | 0.00 | 0.00 | 287.73 |
| A Totals: | | 38,057.51 | 107.48 | 221.71 | 0.00 | 37,943.28 |
| D | CLUBS AND ORGANIZATIONS | | | | | |
| 4040 | Art | 0.00 | 0.00 | 0.00 | 0.00 | 0.00 |
| 4140 | Choir | 0.00 | 0.00 | 0.00 | 0.00 | 0.00 |
| 4620 | Safety Patrol | 0.00 | 0.00 | 0.00 | 0.00 | 0.00 |
| 4710 | Student Council | 329.68 | 0.00 | 0.00 | 0.00 | 329.68 |
| 4728 | Unified Club | 1,000.00 | 0.00 | 0.00 | 0.00 | 1,000.00 |
| D Totals: | | 1,329.68 | 0.00 | 0.00 | 0.00 | 1,329.68 |
| E | ADMINISTRATIVE CUSTODIAL | | | | | |
| 5040 | Fundraising-General | 0.00 | 0.00 | 0.00 | 0.00 | 0.00 |
| 5050 | HAL | 0.00 | 0.00 | 0.00 | 0.00 | 0.00 |
| 5070 | Library | 867.01 | 0.00 | 39.00 | 0.00 | 828.01 |
| 5110 | Other Student Activities | 0.00 | 0.00 | 0.00 | 0.00 | 0.00 |
| 5121 | KG Field Trips-Curriculum Related | 0.00 | 0.00 | 0.00 | 0.00 | 0.00 |
| 5122 | 1st Grade Field Trips-Curriculum Related | 0.00 | 0.00 | 0.00 | 0.00 | 0.00 |
| 5123 | 2nd Grade Field Trips-Curriculum Related | 0.00 | 0.00 | 0.00 | 0.00 | 0.00 |
| 5124 | 3rd Grade Field Trips-Curriculum Related | 0.00 | 0.00 | 0.00 | 0.00 | 0.00 |
| 5125 | 4th Grade Field Trips-Curriculum Related | 0.00 | 0.00 | 0.00 | 0.00 | 0.00 |
| 5126 | 5th Grade Field Trips-Curriculum Related | 0.00 | 0.00 | 0.00 | 0.00 | 0.00 |
| 5142 | Preschool | 112.00 | 0.00 | 0.00 | 0.00 | 112.00 |
| 5180 | Teacher Fund/Grants | 0.00 | 0.00 | 0.00 | 0.00 | 0.00 |
| E Totals: | | 979.01 | 0.00 | 39.00 | 0.00 | 940.01 |
| HarveyOaks Activity Totals: | | 40,366.20 | 107.48 | 260.71 | 0.00 | 40,212.97 |
| <hr/> | | | | | | |
| | Begin Balance | Transfers | Receipts | Disbursements | Adjustments | End Balance |
| HarveyOaks Checking: | | | 107.48 | 260.71 | | |
| HarveyOaks Investment: | | | | | | |
| HarveyOaks Bank Balances: | 40,366.20 | | 107.48 | 260.71 | 0.00 | 40,212.97 |

Current Cash Balance

Sorted by Site ID, Group ID, Activity ID.

From 01/01/2022 to 01/31/2022.

| Site ID | Site Name | Beginning Cash | Receipts | Disbursements | Adjustments | Cash Balance | |
|----------------------------|--|----------------|-----------|---------------|---------------|--------------|-------------|
| Group ID | Group Name | | | | | | |
| Activity ID | Activity Name | | | | | | |
| Hitchco | Hitchcock Elementary | | | | | | |
| A | ACTIVITY GENERAL | | | | | | |
| 1010 | General Admin | 14,764.44 | 1.10 | 388.57 | 1,350.41 | 15,727.38 | |
| 1018 | School Pay Fees | -0.35 | 0.00 | 0.00 | 0.00 | -0.35 | |
| 1030 | Staff Vending | 464.33 | 0.00 | 0.00 | 32.50 | 496.83 | |
| 1105 | Laptop Insurance | 0.00 | 37.90 | 0.00 | 0.00 | 37.90 | |
| 1106 | Laptop Loss/Damage | 0.00 | 0.00 | 0.00 | 0.00 | 0.00 | |
| A Totals: | | 15,228.42 | 39.00 | 388.57 | 1,382.91 | 16,261.76 | |
| D | CLUBS AND ORGANIZATIONS | | | | | | |
| 4040 | Art | 884.94 | 0.00 | 0.00 | 0.00 | 884.94 | |
| 4540 | Other Clubs | 0.00 | 0.00 | 0.00 | 0.00 | 0.00 | |
| 4580 | Reading | 863.45 | 0.00 | 0.00 | 0.00 | 863.45 | |
| 4710 | Student Council | 368.32 | 0.00 | 0.00 | 0.00 | 368.32 | |
| D Totals: | | 2,116.71 | 0.00 | 0.00 | 0.00 | 2,116.71 | |
| E | ADMINISTRATIVE CUSTODIAL | | | | | | |
| 5040 | Fundraising-General | 1,265.79 | 0.00 | 0.00 | -1,265.79 | 0.00 | |
| 5060 | Hospitality | 32.50 | 0.00 | 0.00 | -32.50 | 0.00 | |
| 5070 | Library | 6,692.75 | 87.00 | 0.00 | 0.00 | 6,779.75 | |
| 5110 | Other Student Activities | 0.00 | 0.00 | 0.00 | 0.00 | 0.00 | |
| 5121 | KG Field Trips-Curriculum Related | 24.99 | 0.00 | 0.00 | 0.00 | 24.99 | |
| 5122 | 1st Grade Field Trips-Curriculum Related | -90.88 | 0.00 | 0.00 | 0.00 | -90.88 | |
| 5123 | 2nd Grade Field Trips-Curriculum Related | 388.82 | 0.00 | 0.00 | 0.00 | 388.82 | |
| 5124 | 3rd Grade Field Trips-Curriculum Related | 158.18 | 0.00 | 0.00 | 0.00 | 158.18 | |
| 5125 | 4th Grade Field Trips-Curriculum Related | 28.77 | 0.00 | 0.00 | 0.00 | 28.77 | |
| 5126 | 5th Grade Field Trips-Curriculum Related | 72.18 | 0.00 | 0.00 | 0.00 | 72.18 | |
| 5165 | Logo Sales | 84.62 | 0.00 | 0.00 | -84.62 | 0.00 | |
| E Totals: | | 8,657.72 | 87.00 | 0.00 | -1,382.91 | 7,361.81 | |
| Q | STUDENT FEE FUND | | | | | | |
| 7090 | ACP (SpEd) Trips | 0.00 | 0.00 | 0.00 | 0.00 | 0.00 | |
| 7140 | Mini-Classes | 0.00 | 0.00 | 0.00 | 0.00 | 0.00 | |
| 7900 | Field Trips-Other | 0.00 | 0.00 | 0.00 | 0.00 | 0.00 | |
| Q Totals: | | 0.00 | 0.00 | 0.00 | 0.00 | 0.00 | |
| Hitchcock Activity Totals: | | 26,002.85 | 126.00 | 388.57 | 0.00 | 25,740.28 | |
| | | Begin Balance | Transfers | Receipts | Disbursements | Adjustments | End Balance |
| Hitchcock Checking: | | | | 126.00 | 388.57 | | |
| Hitchcock Investment: | | | | | | | |
| Hitchcock Bank Balances: | | 26,002.85 | | 126.00 | 388.57 | 0.00 | 25,740.28 |

Current Cash Balance

Sorted by Site ID, Group ID, Activity ID.

From 01/01/2022 to 01/31/2022.

| Site ID Group ID | Site Name Group Name | Activity ID | Activity Name | Beginning Cash | Receipts | Disbursements | Adjustments | Cash Balance |
|--|------------------------------------|-------------|--|------------------|-------------|---------------|-------------|------------------|
| HollingH Holling Heights Elementary | | | | | | | | |
| A | ACTIVITY GENERAL | | | | | | | |
| | 1010 | | General Admin | 25,327.23 | 2.06 | 0.00 | 0.00 | 25,329.29 |
| | 1018 | | School Pay Fees | -0.08 | 0.00 | 0.00 | 0.00 | -0.08 |
| | 1030 | | Staff Vending | 66.98 | 0.00 | 0.00 | 0.00 | 66.98 |
| | 1040 | | Donations | 2,665.00 | 0.00 | 0.00 | 0.00 | 2,665.00 |
| | 1049 | | Food Pantry | 132.31 | 0.00 | 0.00 | 0.00 | 132.31 |
| | 1105 | | Laptop Insurance | 0.00 | 0.00 | 0.00 | 0.00 | 0.00 |
| | 1106 | | Laptop Loss/Damage | 0.00 | 0.00 | 0.00 | 0.00 | 0.00 |
| | A Totals: | | | 28,191.44 | 2.06 | 0.00 | 0.00 | 28,193.50 |
| D | CLUBS AND ORGANIZATIONS | | | | | | | |
| | 4710 | | Student Council | 838.95 | 0.00 | 0.00 | 0.00 | 838.95 |
| | 4728 | | Unified Club | 0.00 | 0.00 | 0.00 | 0.00 | 0.00 |
| | D Totals: | | | 838.95 | 0.00 | 0.00 | 0.00 | 838.95 |
| E | ADMINISTRATIVE CUSTODIAL | | | | | | | |
| | 5016 | | Family Events | -438.24 | 0.00 | 47.16 | 0.00 | -485.40 |
| | 5040 | | Fundraising-General | 6,717.78 | 0.00 | 0.00 | 0.00 | 6,717.78 |
| | 5070 | | Library | 6,325.80 | 0.00 | 0.00 | 0.00 | 6,325.80 |
| | 5113 | | SBS Field Trips | 0.00 | 0.00 | 0.00 | 0.00 | 0.00 |
| | 5121 | | KG Field Trips-Curriculum Related | -224.74 | 0.00 | 0.00 | 0.00 | -224.74 |
| | 5122 | | 1st Grade Field Trips-Curriculum Related | -177.74 | 0.00 | 0.00 | 0.00 | -177.74 |
| | 5123 | | 2nd Grade Field Trips-Curriculum Related | 250.00 | 0.00 | 0.00 | 0.00 | 250.00 |
| | 5124 | | 3rd Grade Field Trips-Curriculum Related | 0.00 | 0.00 | 0.00 | 0.00 | 0.00 |
| | 5125 | | 4th Grade Field Trips-Curriculum Related | 0.00 | 0.00 | 0.00 | 0.00 | 0.00 |
| | 5126 | | 5th Grade Field Trips-Curriculum Related | -180.24 | 0.00 | 0.00 | 0.00 | -180.24 |
| | 5140 | | PayBac | 6,656.66 | 0.00 | 0.00 | 0.00 | 6,656.66 |
| | 5180 | | Teacher Fund/Grants | 0.00 | 0.00 | 0.00 | 0.00 | 0.00 |
| | 5182 | | Behavior Skills Grant | 500.00 | 0.00 | 0.00 | 0.00 | 500.00 |
| | E Totals: | | | 19,429.28 | 0.00 | 47.16 | 0.00 | 19,382.12 |
| Q | STUDENT FEE FUND | | | | | | | |
| | 7900 | | Field Trips-Other | 0.00 | 0.00 | 0.00 | 0.00 | 0.00 |
| | Q Totals: | | | 0.00 | 0.00 | 0.00 | 0.00 | 0.00 |
| | HollingHts Activity Totals: | | | 48,459.67 | 2.06 | 47.16 | 0.00 | 48,414.57 |

| | Begin Balance | Transfers | Receipts | Disbursements | Adjustments | End Balance |
|----------------------------------|------------------|-----------|-------------|---------------|-------------|------------------|
| HollingHts Checking: | | | 2.06 | 47.16 | | |
| HollingHts Investment: | | | | | | |
| HollingHts Bank Balances: | 48,459.67 | | 2.06 | 47.16 | 0.00 | 48,414.57 |

Current Cash Balance

Sorted by Site ID, Group ID, Activity ID.
From 01/01/2022 to 01/31/2022.

| Site ID Group ID | Site Name Group Name | Activity ID | Activity Name | Beginning Cash | Receipts | Disbursements | Adjustments | Cash Balance |
|-----------------------------|---------------------------------|-------------|--|------------------|-------------|---------------|-------------|------------------|
| Montclair Elementary | | | | | | | | |
| A | ACTIVITY GENERAL | | | | | | | |
| | 1010 | | General Admin | 10,884.98 | 1.76 | 99.44 | 0.00 | 10,787.30 |
| | 1018 | | School Pay Fees | 5.59 | 0.00 | 0.00 | 0.00 | 5.59 |
| | 1030 | | Staff Vending | 418.53 | 0.00 | 0.00 | 0.00 | 418.53 |
| | 1105 | | Laptop Insurance | 2,900.00 | 0.00 | 0.00 | 0.00 | 2,900.00 |
| | 1106 | | Laptop Loss/Damage | 84.00 | 0.00 | 0.00 | 0.00 | 84.00 |
| | A Totals: | | | 14,293.10 | 1.76 | 99.44 | 0.00 | 14,195.42 |
| D | CLUBS AND ORGANIZATIONS | | | | | | | |
| | 4040 | | Art | 2,537.68 | 0.00 | 0.00 | 0.00 | 2,537.68 |
| | 4500 | | Music | 700.00 | 0.00 | 0.00 | 0.00 | 700.00 |
| | 4570 | | Play Production | 5,740.91 | 0.00 | 0.00 | 0.00 | 5,740.91 |
| | 4610 | | SAFE/DARE/Drug Free | 1.84 | 0.00 | 0.00 | 0.00 | 1.84 |
| | 4645 | | Show Choir | 509.66 | 0.00 | 0.00 | 0.00 | 509.66 |
| | 4710 | | Student Council | 1,501.65 | 0.00 | 300.00 | 0.00 | 1,201.65 |
| | D Totals: | | | 10,991.74 | 0.00 | 300.00 | 0.00 | 10,691.74 |
| E | ADMINISTRATIVE CUSTODIAL | | | | | | | |
| | 5012 | | Creative Cafe | 233.83 | 0.00 | 0.00 | 0.00 | 233.83 |
| | 5040 | | Fundraising-General | 250.00 | 0.00 | 0.00 | 0.00 | 250.00 |
| | 5060 | | Hospitality | 4.82 | 0.00 | 0.00 | 0.00 | 4.82 |
| | 5070 | | Library | 9,547.48 | 0.00 | 369.24 | 0.00 | 9,178.24 |
| | 5110 | | Other Student Activities | 101.00 | 0.00 | 0.00 | 0.00 | 101.00 |
| | 5116 | | Montessori KG | 227.50 | 0.00 | 0.00 | 0.00 | 227.50 |
| | 5117 | | Montessori 1-3 | 1,170.46 | 0.00 | 0.00 | 0.00 | 1,170.46 |
| | 5118 | | Montessori 4-5 | 713.53 | 0.00 | 0.00 | 0.00 | 713.53 |
| | 5120 | | P.E. | 842.89 | 0.00 | 0.00 | 0.00 | 842.89 |
| | 5121 | | KG Field Trips-Curriculum Related | 86.00 | 0.00 | 0.00 | 0.00 | 86.00 |
| | 5122 | | 1st Grade Field Trips-Curriculum Related | 279.53 | 0.00 | 0.00 | 0.00 | 279.53 |
| | 5123 | | 2nd Grade Field Trips-Curriculum Related | 0.00 | 0.00 | 0.00 | 0.00 | 0.00 |
| | 5124 | | 3rd Grade Field Trips-Curriculum Related | 2.00 | 0.00 | 0.00 | 0.00 | 2.00 |
| | 5125 | | 4th Grade Field Trips-Curriculum Related | 0.00 | 0.00 | 0.00 | 0.00 | 0.00 |
| | 5126 | | 5th Grade Field Trips-Curriculum Related | 39.76 | 0.00 | 0.00 | 0.00 | 39.76 |
| | E Totals: | | | 13,498.80 | 0.00 | 369.24 | 0.00 | 13,129.56 |
| Q | STUDENT FEE FUND | | | | | | | |
| | 7020 | | 2nd Grade Field Trips | 0.00 | 0.00 | 0.00 | 0.00 | 0.00 |
| | 7030 | | 3rd Grade Field Trips | 0.00 | 0.00 | 0.00 | 0.00 | 0.00 |
| | 7040 | | 4th Grade Field Trips | 0.00 | 0.00 | 0.00 | 0.00 | 0.00 |
| | 7050 | | 5th Grade Field Trips | 0.00 | 0.00 | 0.00 | 0.00 | 0.00 |
| | 7110 | | Montessori PreK | 146.03 | 0.00 | 0.00 | 0.00 | 146.03 |
| | 7140 | | Mini-Classes | 1,921.24 | 0.00 | 0.00 | 0.00 | 1,921.24 |
| | 7900 | | Field Trips-Other | 0.00 | 0.00 | 0.00 | 0.00 | 0.00 |
| | Q Totals: | | | 2,067.27 | 0.00 | 0.00 | 0.00 | 2,067.27 |

Current Cash Balance

Sorted by Site ID, Group ID, Activity ID.
From 01/01/2022 to 01/31/2022.

| Site ID | Site Name | Beginning Cash | Receipts | Disbursements | Adjustments | Cash Balance |
|-----------------------------------|---------------|----------------|----------|---------------|-------------|--------------|
| Group ID | Group Name | | | | | |
| Activity ID | Activity Name | | | | | |
| Montclair Activity Totals: | | 40,850.91 | 1.76 | 768.68 | 0.00 | 40,083.99 |

| | Begin Balance | Transfers | Receipts | Disbursements | Adjustments | End Balance |
|---------------------------------|---------------|-----------|----------|---------------|-------------|-------------|
| Montclair Checking: | | | 1.76 | 768.68 | | |
| Montclair Investment: | | | | | | |
| Montclair Bank Balances: | 40,850.91 | | 1.76 | 768.68 | 0.00 | 40,083.99 |

Current Cash Balance

Sorted by Site ID, Group ID, Activity ID.

From 01/01/2022 to 01/31/2022.

| Site ID | Site Name | | Beginning Cash | Receipts | Disbursements | Adjustments | Cash Balance |
|----------|--------------------------|--|------------------|-----------------|---------------|----------------|------------------|
| Group ID | Group Name | Activity ID | Activity Name | | | | |
| Morton | Morton Elementary | | | | | | |
| A | ACTIVITY GENERAL | | | | | | |
| | 1010 | General Admin | 87.00 | 0.69 | 0.00 | 0.00 | 87.69 |
| | 1018 | School Pay Fees | -1.20 | 0.00 | 0.00 | 0.00 | -1.20 |
| | 1030 | Staff Vending | 0.00 | 0.00 | 0.00 | 0.00 | 0.00 |
| | 1105 | Laptop Insurance | 0.00 | 0.00 | 0.00 | 0.00 | 0.00 |
| | 1106 | Laptop Loss/Damage | 0.00 | 0.00 | 0.00 | 0.00 | 0.00 |
| | | A Totals: | 85.80 | 0.69 | 0.00 | 0.00 | 86.49 |
| D | CLUBS AND ORGANIZATIONS | | | | | | |
| | 4230 | Environmental Club | 127.16 | 0.00 | 0.00 | 800.00 | 927.16 |
| | 4580 | Reading | 82.96 | 0.00 | 0.00 | 0.00 | 82.96 |
| | 4610 | SAFE/DARE/Drug Free | 0.00 | 0.00 | 0.00 | 0.00 | 0.00 |
| | 4620 | Safety Patrol | 0.00 | 0.00 | 0.00 | 0.00 | 0.00 |
| | 4710 | Student Council | 2,651.80 | 0.00 | 0.00 | 0.00 | 2,651.80 |
| | 4726 | Unified Sports | 500.00 | 0.00 | 0.00 | 0.00 | 500.00 |
| | | D Totals: | 3,361.92 | 0.00 | 0.00 | 800.00 | 4,161.92 |
| E | ADMINISTRATIVE CUSTODIAL | | | | | | |
| | 5015 | Circle of Friends | 37.59 | 0.00 | 0.00 | 0.00 | 37.59 |
| | 5040 | Fundraising-General | 1,000.00 | 0.00 | 0.00 | 0.00 | 1,000.00 |
| | 5060 | Hospitality | 469.98 | 0.00 | 77.20 | 0.00 | 392.78 |
| | 5070 | Library | 9,142.93 | 37.81 | 63.95 | -800.00 | 8,316.79 |
| | 5110 | Other Student Activities | 0.00 | 0.00 | 0.00 | 0.00 | 0.00 |
| | 5121 | KG Field Trips-Curriculum Related | 106.40 | 0.00 | 0.00 | 0.00 | 106.40 |
| | 5122 | 1st Grade Field Trips-Curriculum Related | 165.12 | 0.00 | 0.00 | 0.00 | 165.12 |
| | 5123 | 2nd Grade Field Trips-Curriculum Related | -324.00 | 673.66 | 321.66 | 0.00 | 28.00 |
| | 5124 | 3rd Grade Field Trips-Curriculum Related | -337.84 | 1,005.48 | 360.48 | 0.00 | 307.16 |
| | 5125 | 4th Grade Field Trips-Curriculum Related | 19.81 | 0.00 | 0.00 | 0.00 | 19.81 |
| | 5126 | 5th Grade Field Trips-Curriculum Related | 0.00 | 0.00 | 0.00 | 0.00 | 0.00 |
| | 5140 | PayBac | 1,776.94 | 0.00 | 0.00 | 0.00 | 1,776.94 |
| | | E Totals: | 12,056.93 | 1,716.95 | 823.29 | -800.00 | 12,150.59 |
| Q | STUDENT FEE FUND | | | | | | |
| | 7900 | Field Trips-Other | 0.00 | 0.00 | 0.00 | 0.00 | 0.00 |
| | | Q Totals: | 0.00 | 0.00 | 0.00 | 0.00 | 0.00 |
| | | Morton Activity Totals: | 15,504.65 | 1,717.64 | 823.29 | 0.00 | 16,399.00 |

| | Begin Balance | Transfers | Receipts | Disbursements | Adjustments | End Balance |
|-----------------------|---------------|-----------|----------|---------------|-------------|-------------|
| Morton Checking: | | | 1,717.64 | 823.29 | | |
| Morton Investment: | | | | | | |
| Morton Bank Balances: | 15,504.65 | | 1,717.64 | 823.29 | 0.00 | 16,399.00 |

Current Cash Balance

Sorted by Site ID, Group ID, Activity ID.

From 01/01/2022 to 01/31/2022.

| Site ID | Site Name | | | | | |
|-------------|--|------------------|---------------|---------------|---------------|------------------|
| Group ID | Group Name | | | | | |
| Activity ID | Activity Name | Beginning Cash | Receipts | Disbursements | Adjustments | Cash Balance |
| Norris | Norris Elementary School | | | | | |
| A | ACTIVITY GENERAL | | | | | |
| 1010 | General Admin | 3,275.09 | 6.82 | 222.56 | 53.53 | 3,112.88 |
| 1018 | School Pay Fees | 1.41 | 4.32 | 0.00 | 0.00 | 5.73 |
| 1030 | Staff Vending | 0.00 | 0.00 | 0.00 | 0.00 | 0.00 |
| 1043 | Playground | 36,406.86 | 0.00 | 0.00 | 0.00 | 36,406.86 |
| 1045 | Gym Teachers Activity Account | 568.92 | 0.00 | 0.00 | 0.00 | 568.92 |
| 1050 | Projects/Support | 0.00 | 0.00 | 0.00 | 0.00 | 0.00 |
| 1055 | After School Tutoring Programs | 0.00 | 0.00 | 0.00 | 0.00 | 0.00 |
| 1105 | Laptop Insurance | 0.00 | 165.00 | 0.00 | 0.00 | 165.00 |
| 1106 | Laptop Loss/Damage | 0.00 | 0.00 | 0.00 | 0.00 | 0.00 |
| | A Totals: | 40,252.28 | 176.14 | 222.56 | 53.53 | 40,259.39 |
| D | CLUBS AND ORGANIZATIONS | | | | | |
| 4010 | 40 Assets | 605.80 | 0.00 | 0.00 | 0.00 | 605.80 |
| 4040 | Art | 0.00 | 0.00 | 0.00 | 0.00 | 0.00 |
| 4500 | Music | 181.26 | 0.00 | 0.00 | 0.00 | 181.26 |
| 4580 | Reading | 96.19 | 0.00 | 0.00 | 0.00 | 96.19 |
| 4620 | Safety Patrol | 0.00 | 0.00 | 0.00 | 0.00 | 0.00 |
| 4710 | Student Council | 653.05 | 116.50 | 0.00 | 0.00 | 769.55 |
| 4770 | Yearbook | 1,155.00 | 10.00 | 0.00 | 0.00 | 1,165.00 |
| | D Totals: | 2,691.30 | 126.50 | 0.00 | 0.00 | 2,817.80 |
| E | ADMINISTRATIVE CUSTODIAL | | | | | |
| 5060 | Hospitality | 1,897.82 | 0.00 | 189.54 | 0.00 | 1,708.28 |
| 5080 | Media | 1,726.18 | 160.00 | 0.00 | -53.53 | 1,832.65 |
| 5090 | Montessori | 499.10 | 0.00 | 0.00 | 0.00 | 499.10 |
| 5116 | Montessori KG | 0.00 | 0.00 | 0.00 | 0.00 | 0.00 |
| 5117 | Montessori 1-3 | 0.00 | 0.00 | 0.00 | 0.00 | 0.00 |
| 5118 | Montessori 4-5 | 0.00 | 0.00 | 0.00 | 0.00 | 0.00 |
| 5121 | KG Field Trips-Curriculum Related | 0.00 | 0.00 | 0.00 | 0.00 | 0.00 |
| 5122 | 1st Grade Field Trips-Curriculum Related | 0.00 | 0.00 | 0.00 | 0.00 | 0.00 |
| 5123 | 2nd Grade Field Trips-Curriculum Related | 0.00 | 0.00 | 0.00 | 0.00 | 0.00 |
| 5124 | 3rd Grade Field Trips-Curriculum Related | 0.00 | 0.00 | 0.00 | 0.00 | 0.00 |
| 5125 | 4th Grade Field Trips-Curriculum Related | 0.00 | 0.00 | 0.00 | 0.00 | 0.00 |
| 5126 | 5th Grade Field Trips-Curriculum Related | 0.00 | 0.00 | 0.00 | 0.00 | 0.00 |
| 5141 | Field Trips-paybac | 3,572.93 | 23.00 | 0.00 | 0.00 | 3,595.93 |
| 5180 | Teacher Fund/Grants | 0.00 | 0.00 | 0.00 | 0.00 | 0.00 |
| | E Totals: | 7,696.03 | 183.00 | 189.54 | -53.53 | 7,635.96 |

Current Cash Balance

Sorted by Site ID, Group ID, Activity ID.
From 01/01/2022 to 01/31/2022.

| Site ID Group ID | Site Name Group Name | Activity ID | Activity Name | Beginning Cash | Receipts | Disbursements | Adjustments | Cash Balance |
|--------------------------------|-------------------------|-------------|-----------------------|------------------|---------------|---------------|-------------|------------------|
| Q | STUDENT FEE FUND | | | | | | | |
| | 7000 | | KG Field Trips | 0.00 | 0.00 | 0.00 | 0.00 | 0.00 |
| | 7010 | | 1st Grade Field Trips | 0.00 | 0.00 | 0.00 | 0.00 | 0.00 |
| | 7020 | | 2nd Grade Field Trips | 0.00 | 0.00 | 0.00 | 0.00 | 0.00 |
| | 7090 | | ACP (SpEd) Trips | 0.00 | 0.00 | 0.00 | 0.00 | 0.00 |
| | 7110 | | Montessori PreK | 440.73 | 57.50 | 0.00 | 0.00 | 498.23 |
| | 7120 | | Montessori 1-3 | 0.00 | 0.00 | 0.00 | 0.00 | 0.00 |
| | 7130 | | Montessori 4th & 5th | 0.00 | 0.00 | 0.00 | 0.00 | 0.00 |
| | 7150 | | Jumpstart | 0.00 | 0.00 | 0.00 | 0.00 | 0.00 |
| | 7900 | | Field Trips-Other | 0.00 | 0.00 | 0.00 | 0.00 | 0.00 |
| Q Totals: | | | | 440.73 | 57.50 | 0.00 | 0.00 | 498.23 |
| Norris Activity Totals: | | | | 51,080.34 | 543.14 | 412.10 | 0.00 | 51,211.38 |

| | Begin Balance | Transfers | Receipts | Disbursements | Adjustments | End Balance |
|------------------------------|------------------|-----------|---------------|---------------|-------------|------------------|
| Norris Checking: | | | 543.14 | 412.10 | | |
| Norris Investment: | | | | | | |
| Norris Bank Balances: | 51,080.34 | | 543.14 | 412.10 | 0.00 | 51,211.38 |

Current Cash Balance

Sorted by Site ID, Group ID, Activity ID.
From 01/01/2022 to 01/31/2022.

| Site ID | Site Name | Beginning Cash | Receipts | Disbursements | Adjustments | Cash Balance |
|-------------|--|----------------|----------|---------------|-------------|--------------|
| Group ID | Group Name | | | | | |
| Activity ID | Activity Name | | | | | |
| Reagan | Reagan Elementary | | | | | |
| A | ACTIVITY GENERAL | | | | | |
| 1010 | General Admin | 23,794.54 | 615.95 | 952.80 | 0.00 | 23,457.69 |
| 1018 | School Pay Fees | -0.64 | 0.00 | 0.00 | 0.00 | -0.64 |
| 1020 | Volunteers-General | 111,867.85 | 109.72 | 4,562.39 | 0.00 | 107,415.18 |
| 1022 | Volunteers - Hospitality | 0.00 | 0.00 | 0.00 | 0.00 | 0.00 |
| 1030 | Staff Vending | 594.01 | 0.00 | 0.00 | 0.00 | 594.01 |
| 1045 | Gym Teachers Activity Account | 0.00 | 0.00 | 0.00 | 0.00 | 0.00 |
| 1105 | Laptop Insurance | 0.00 | 0.00 | 0.00 | 0.00 | 0.00 |
| 1106 | Laptop Loss/Damage | 0.00 | 0.00 | 0.00 | 0.00 | 0.00 |
| | A Totals: | 136,255.76 | 725.67 | 5,515.19 | 0.00 | 131,466.24 |
| D | CLUBS AND ORGANIZATIONS | | | | | |
| 4540 | Other Clubs | 671.23 | 0.00 | 0.00 | 0.00 | 671.23 |
| 4710 | Student Council | 2,169.49 | 0.00 | 419.65 | 0.00 | 1,749.84 |
| | D Totals: | 2,840.72 | 0.00 | 419.65 | 0.00 | 2,421.07 |
| E | ADMINISTRATIVE CUSTODIAL | | | | | |
| 5040 | Fundraising-General | 0.00 | 0.00 | 0.00 | 0.00 | 0.00 |
| 5060 | Hospitality | 0.00 | 0.00 | 0.00 | 0.00 | 0.00 |
| 5070 | Library | 5,951.49 | 20.00 | 176.58 | 0.00 | 5,794.91 |
| 5110 | Other Student Activities | 0.00 | 0.00 | 0.00 | 0.00 | 0.00 |
| 5115 | Field Trips-Curriculum Related | -1,109.21 | 400.00 | 380.48 | 0.00 | -1,089.69 |
| 5121 | KG Field Trips-Curriculum Related | 0.00 | 0.00 | 0.00 | 0.00 | 0.00 |
| 5122 | 1st Grade Field Trips-Curriculum Related | 0.00 | 0.00 | 0.00 | 0.00 | 0.00 |
| 5123 | 2nd Grade Field Trips-Curriculum Related | 0.00 | 0.00 | 0.00 | 0.00 | 0.00 |
| 5124 | 3rd Grade Field Trips-Curriculum Related | 0.00 | 0.00 | 0.00 | 0.00 | 0.00 |
| 5125 | 4th Grade Field Trips-Curriculum Related | 0.00 | 0.00 | 0.00 | 0.00 | 0.00 |
| 5126 | 5th Grade Field Trips-Curriculum Related | 0.00 | 0.00 | 0.00 | 0.00 | 0.00 |
| 5140 | PayBac | 0.00 | 0.00 | 0.00 | 0.00 | 0.00 |
| | E Totals: | 4,842.28 | 420.00 | 557.06 | 0.00 | 4,705.22 |
| Q | STUDENT FEE FUND | | | | | |
| 7900 | Field Trips-Other | 0.00 | 0.00 | 0.00 | 0.00 | 0.00 |
| | Q Totals: | 0.00 | 0.00 | 0.00 | 0.00 | 0.00 |
| | Reagan Activity Totals: | 143,938.76 | 1,145.67 | 6,491.90 | 0.00 | 138,592.53 |

| | Begin Balance | Transfers | Receipts | Disbursements | Adjustments | End Balance |
|-----------------------|---------------|-----------|----------|---------------|-------------|-------------|
| Reagan Checking: | | | 1,145.67 | 6,491.90 | | |
| Reagan Investment: | | | | | | |
| Reagan Bank Balances: | 143,938.76 | | 1,145.67 | 6,491.90 | 0.00 | 138,592.53 |

Current Cash Balance

Sorted by Site ID, Group ID, Activity ID.

From 01/01/2022 to 01/31/2022.

| Site ID | Site Name | | Beginning Cash | Receipts | Disbursements | Adjustments | Cash Balance |
|----------|--------------------------|--|------------------|-----------------|-----------------|-------------|------------------|
| Group ID | Group Name | Activity ID Activity Name | | | | | |
| Reeder | Reeder Elementary | | | | | | |
| A | ACTIVITY GENERAL | | | | | | |
| | 1010 | General Admin | 17,063.50 | 5,059.70 | 5,674.04 | 0.00 | 16,449.16 |
| | 1018 | School Pay Fees | -0.33 | 0.50 | 0.00 | 0.00 | 0.17 |
| | 1030 | Staff Vending | 617.40 | 0.00 | 0.00 | 0.00 | 617.40 |
| | 1105 | Laptop Insurance | 0.00 | 0.00 | 0.00 | 0.00 | 0.00 |
| | 1106 | Laptop Loss/Damage | 0.00 | 14.00 | 0.00 | 0.00 | 14.00 |
| | | A Totals: | 17,680.57 | 5,074.20 | 5,674.04 | 0.00 | 17,080.73 |
| D | CLUBS AND ORGANIZATIONS | | | | | | |
| | 4500 | Music | 962.46 | 0.00 | 125.00 | 0.00 | 837.46 |
| | 4580 | Reading | 0.00 | 0.00 | 0.00 | 0.00 | 0.00 |
| | 4710 | Student Council | 318.38 | 0.00 | 0.00 | 0.00 | 318.38 |
| | | D Totals: | 1,280.84 | 0.00 | 125.00 | 0.00 | 1,155.84 |
| E | ADMINISTRATIVE CUSTODIAL | | | | | | |
| | 5040 | Fundraising-General | 56.91 | 0.00 | 0.00 | 0.00 | 56.91 |
| | 5060 | Hospitality | 0.00 | 0.00 | 0.00 | 0.00 | 0.00 |
| | 5070 | Library | 7,447.76 | 1,492.98 | 47.44 | 0.00 | 8,893.30 |
| | 5110 | Other Student Activities | 0.00 | 0.00 | 0.00 | 0.00 | 0.00 |
| | 5120 | P.E. | 1,364.38 | 0.00 | 0.00 | 0.00 | 1,364.38 |
| | 5121 | KG Field Trips-Curriculum Related | 254.52 | 0.00 | 0.00 | 0.00 | 254.52 |
| | 5122 | 1st Grade Field Trips-Curriculum Related | 631.26 | 0.00 | 0.00 | 0.00 | 631.26 |
| | 5123 | 2nd Grade Field Trips-Curriculum Related | 70.91 | 0.00 | 0.00 | 0.00 | 70.91 |
| | 5124 | 3rd Grade Field Trips-Curriculum Related | 227.97 | 0.00 | 0.00 | 0.00 | 227.97 |
| | 5125 | 4th Grade Field Trips-Curriculum Related | 206.04 | 0.00 | 0.00 | 0.00 | 206.04 |
| | 5126 | 5th Grade Field Trips-Curriculum Related | -207.49 | 0.00 | 0.00 | 0.00 | -207.49 |
| | 5140 | PayBac | 3,873.37 | 98.70 | 523.66 | 0.00 | 3,448.41 |
| | 5180 | Teacher Fund/Grants | 0.00 | 0.00 | 0.00 | 0.00 | 0.00 |
| | | E Totals: | 13,925.63 | 1,591.68 | 571.10 | 0.00 | 14,946.21 |
| Q | STUDENT FEE FUND | | | | | | |
| | 7090 | ACP (SpEd) Trips | 0.00 | 0.00 | 0.00 | 0.00 | 0.00 |
| | 7900 | Field Trips-Other | 0.00 | 0.00 | 0.00 | 0.00 | 0.00 |
| | | Q Totals: | 0.00 | 0.00 | 0.00 | 0.00 | 0.00 |
| | | Reeder Activity Totals: | 32,887.04 | 6,665.88 | 6,370.14 | 0.00 | 33,182.78 |
| | | | | | | | |
| | | Begin Balance | | | | | End Balance |
| | | Reeder Checking: | | 6,665.88 | 6,370.14 | | |
| | | Reeder Investment: | | | | | |
| | | Reeder Bank Balances: | 32,887.04 | 6,665.88 | 6,370.14 | 0.00 | 33,182.78 |

Current Cash Balance

Sorted by Site ID, Group ID, Activity ID.

From 01/01/2022 to 01/31/2022.

| Site ID | Site Name | | | | | | |
|----------------|--|------------------|---------------|---------------|-------------|------------------|--|
| Group ID | Group Name | | | | | | |
| Activity ID | Activity Name | Beginning Cash | Receipts | Disbursements | Adjustments | Cash Balance | |
| Rockwel | Rockwell Elementary | | | | | | |
| A | ACTIVITY GENERAL | | | | | | |
| 1010 | General Admin | 7,512.54 | 1.51 | 306.39 | 0.00 | 7,207.66 | |
| 1018 | School Pay Fees | -0.09 | 0.00 | 0.00 | 0.00 | -0.09 | |
| 1030 | Staff Vending | 468.27 | 0.00 | 0.00 | 0.00 | 468.27 | |
| 1040 | Donations | 6,904.50 | 145.30 | 107.00 | 0.00 | 6,942.80 | |
| 1048 | Parent Involvement Activities | 895.80 | 0.00 | 0.00 | 0.00 | 895.80 | |
| 1105 | Laptop Insurance | 0.00 | 0.00 | 0.00 | 0.00 | 0.00 | |
| 1106 | Laptop Loss/Damage | 0.00 | 0.00 | 0.00 | 0.00 | 0.00 | |
| | A Totals: | 15,781.02 | 146.81 | 413.39 | 0.00 | 15,514.44 | |
| D | CLUBS AND ORGANIZATIONS | | | | | | |
| 4230 | Environmental Club | 0.00 | 0.00 | 0.00 | 0.00 | 0.00 | |
| 4540 | Other Clubs | 82.34 | 0.00 | 0.00 | 0.00 | 82.34 | |
| 4610 | SAFE/DARE/Drug Free | 0.00 | 0.00 | 0.00 | 0.00 | 0.00 | |
| 4710 | Student Council | 2,000.23 | 0.00 | 25.91 | 0.00 | 1,974.32 | |
| 4728 | Unified Club | 1,033.81 | 0.00 | 0.00 | 0.00 | 1,033.81 | |
| 4770 | Yearbook | 528.00 | 0.00 | 0.00 | 0.00 | 528.00 | |
| | D Totals: | 3,644.38 | 0.00 | 25.91 | 0.00 | 3,618.47 | |
| E | ADMINISTRATIVE CUSTODIAL | | | | | | |
| 5040 | Fundraising-General | 3,475.92 | 0.00 | 85.52 | 0.00 | 3,390.40 | |
| 5070 | Library | 8,223.43 | 0.00 | 138.23 | 0.00 | 8,085.20 | |
| 5110 | Other Student Activities | 771.69 | 0.00 | 0.00 | 0.00 | 771.69 | |
| 5121 | KG Field Trips-Curriculum Related | 212.77 | 0.00 | 0.00 | 0.00 | 212.77 | |
| 5122 | 1st Grade Field Trips-Curriculum Related | 24.00 | 0.00 | 0.00 | 0.00 | 24.00 | |
| 5123 | 2nd Grade Field Trips-Curriculum Related | 88.75 | 0.00 | 0.00 | 0.00 | 88.75 | |
| 5124 | 3rd Grade Field Trips-Curriculum Related | 0.00 | 0.00 | 0.00 | 0.00 | 0.00 | |
| 5125 | 4th Grade Field Trips-Curriculum Related | 48.50 | 0.00 | 0.00 | 0.00 | 48.50 | |
| 5126 | 5th Grade Field Trips-Curriculum Related | 0.00 | 0.00 | 0.00 | 0.00 | 0.00 | |
| 5140 | PayBac | 2,742.58 | 364.92 | 159.93 | 0.00 | 2,947.57 | |
| | E Totals: | 15,587.64 | 364.92 | 383.68 | 0.00 | 15,568.88 | |
| Q | STUDENT FEE FUND | | | | | | |
| 7020 | 2nd Grade Field Trips | 36.50 | 0.00 | 0.00 | 0.00 | 36.50 | |
| 7030 | 3rd Grade Field Trips | 3.00 | 0.00 | 0.00 | 0.00 | 3.00 | |
| 7040 | 4th Grade Field Trips | 6.50 | 0.00 | 0.00 | 0.00 | 6.50 | |
| 7050 | 5th Grade Field Trips | 95.55 | 0.00 | 0.00 | 0.00 | 95.55 | |
| 7900 | Field Trips-Other | 176.22 | 0.00 | 0.00 | 0.00 | 176.22 | |
| | Q Totals: | 317.77 | 0.00 | 0.00 | 0.00 | 317.77 | |

Current Cash Balance

Sorted by Site ID, Group ID, Activity ID.
From 01/01/2022 to 01/31/2022.

| Site ID | Site Name | Beginning Cash | Receipts | Disbursements | Adjustments | Cash Balance |
|-------------|---------------|----------------|----------|---------------|-------------|--------------|
| Group ID | Group Name | | | | | |
| Activity ID | Activity Name | | | | | |

| | | | | | |
|---------------------------|-----------|--------|--------|------|-----------|
| Rockwell Activity Totals: | 35,330.81 | 511.73 | 822.98 | 0.00 | 35,019.56 |
|---------------------------|-----------|--------|--------|------|-----------|

| | Begin Balance | Transfers | Receipts | Disbursements | Adjustments | End Balance |
|-------------------------|---------------|-----------|----------|---------------|-------------|-------------|
| Rockwell Checking: | | | 511.73 | 822.98 | | |
| Rockwell Investment: | | | | | | |
| Rockwell Bank Balances: | 35,330.81 | | 511.73 | 822.98 | 0.00 | 35,019.56 |

Current Cash Balance

Sorted by Site ID, Group ID, Activity ID.
From 01/01/2022 to 01/31/2022.

| Site ID | Site Name | Beginning Cash | Receipts | Disbursements | Adjustments | Cash Balance |
|-------------------------|--|----------------|----------|---------------|-------------|--------------|
| Group ID | Group Name | | | | | |
| Activity ID | Activity Name | | | | | |
| Rohwer | Rohwer Elementary | | | | | |
| A | ACTIVITY GENERAL | | | | | |
| 1010 | General Admin | 9,293.89 | 4,528.66 | 82.25 | 0.00 | 13,740.30 |
| 1018 | School Pay Fees | -0.67 | 0.00 | 0.00 | 0.00 | -0.67 |
| 1030 | Staff Vending | 283.03 | 0.00 | 0.00 | 0.00 | 283.03 |
| 1040 | Donations | 16.75 | 0.00 | 0.00 | 0.00 | 16.75 |
| 1105 | Laptop Insurance | 2,550.00 | 0.00 | 0.00 | 0.00 | 2,550.00 |
| 1106 | Laptop Loss/Damage | 0.00 | 0.00 | 0.00 | 0.00 | 0.00 |
| A Totals: | | 12,143.00 | 4,528.66 | 82.25 | 0.00 | 16,589.41 |
| D | CLUBS AND ORGANIZATIONS | | | | | |
| 4070 | Birthday Book Club | 5,289.23 | 1,218.75 | 0.00 | 0.00 | 6,507.98 |
| 4140 | Choir | 0.00 | 0.00 | 0.00 | 0.00 | 0.00 |
| 4620 | Safety Patrol | 25.00 | 0.00 | 0.00 | 0.00 | 25.00 |
| 4710 | Student Council | 66.77 | 0.00 | 0.00 | 0.00 | 66.77 |
| D Totals: | | 5,381.00 | 1,218.75 | 0.00 | 0.00 | 6,599.75 |
| E | ADMINISTRATIVE CUSTODIAL | | | | | |
| 5040 | Fundraising-General | 0.00 | 0.00 | 0.00 | 0.00 | 0.00 |
| 5060 | Hospitality | 2,405.05 | 585.00 | 27.01 | 0.00 | 2,963.04 |
| 5080 | Media | 1,365.26 | 49.62 | 0.00 | 0.00 | 1,414.88 |
| 5100 | Other Adm Custodial | -34.81 | 0.00 | 0.00 | 0.00 | -34.81 |
| 5110 | Other Student Activities | 1,706.51 | 0.00 | 0.00 | 0.00 | 1,706.51 |
| 5121 | KG Field Trips-Curriculum Related | -1.73 | 0.00 | 0.00 | 0.00 | -1.73 |
| 5122 | 1st Grade Field Trips-Curriculum Related | 1,014.57 | 0.00 | 400.68 | 0.00 | 613.89 |
| 5123 | 2nd Grade Field Trips-Curriculum Related | 353.23 | 0.00 | 0.00 | 0.00 | 353.23 |
| 5124 | 3rd Grade Field Trips-Curriculum Related | 25.96 | 0.00 | 0.00 | 0.00 | 25.96 |
| 5125 | 4th Grade Field Trips-Curriculum Related | 0.00 | 0.00 | 0.00 | 0.00 | 0.00 |
| 5126 | 5th Grade Field Trips-Curriculum Related | 282.27 | 0.00 | 370.48 | 0.00 | -88.21 |
| 5140 | PayBac | 3,237.88 | 2,114.99 | 55.06 | 0.00 | 5,297.81 |
| 5180 | Teacher Fund/Grants | 1,675.70 | 0.00 | 0.00 | 0.00 | 1,675.70 |
| E Totals: | | 12,029.89 | 2,749.61 | 853.23 | 0.00 | 13,926.27 |
| Q | STUDENT FEE FUND | | | | | |
| 7900 | Field Trips-Other | 0.00 | 0.00 | 0.00 | 0.00 | 0.00 |
| Q Totals: | | 0.00 | 0.00 | 0.00 | 0.00 | 0.00 |
| Rohwer Activity Totals: | | 29,553.89 | 8,497.02 | 935.48 | 0.00 | 37,115.43 |

| | Begin Balance | Transfers | Receipts | Disbursements | Adjustments | End Balance |
|-----------------------|---------------|-----------|----------|---------------|-------------|-------------|
| Rohwer Checking: | | | 8,497.02 | 935.48 | | |
| Rohwer Investment: | | | | | | |
| Rohwer Bank Balances: | 29,553.89 | | 8,497.02 | 935.48 | 0.00 | 37,115.43 |

Current Cash Balance

Sorted by Site ID, Group ID, Activity ID.
From 01/01/2022 to 01/31/2022.

| Site ID | Site Name | | Beginning Cash | Receipts | Disbursements | Adjustments | Cash Balance |
|---------------|---------------------------------|--|------------------|---------------|-----------------|-------------|------------------|
| Group ID | Group Name | Activity ID | Activity Name | | | | |
| Sandoz | Sandoz Elementary | | | | | | |
| A | ACTIVITY GENERAL | | | | | | |
| | 1010 | General Admin | 22,864.20 | 390.94 | 4,847.88 | 0.00 | 18,407.26 |
| | 1018 | School Pay Fees | 8.10 | 0.00 | 0.00 | 0.00 | 8.10 |
| | 1030 | Staff Vending | 611.00 | 0.00 | 0.00 | 0.00 | 611.00 |
| | 1105 | Laptop Insurance | 0.00 | 0.00 | 0.00 | 0.00 | 0.00 |
| | 1106 | Laptop Loss/Damage | 129.00 | 0.00 | 0.00 | 0.00 | 129.00 |
| | | A Totals: | 23,612.30 | 390.94 | 4,847.88 | 0.00 | 19,155.36 |
| D | CLUBS AND ORGANIZATIONS | | | | | | |
| | 4040 | Art | 0.00 | 0.00 | 0.00 | 0.00 | 0.00 |
| | 4710 | Student Council | 0.97 | 0.00 | 0.00 | 0.00 | 0.97 |
| | | D Totals: | 0.97 | 0.00 | 0.00 | 0.00 | 0.97 |
| E | ADMINISTRATIVE CUSTODIAL | | | | | | |
| | 5040 | Fundraising-General | 0.00 | 0.00 | 0.00 | 0.00 | 0.00 |
| | 5070 | Library | 1,431.04 | 0.00 | 0.00 | 0.00 | 1,431.04 |
| | 5110 | Other Student Activities | -276.00 | 0.00 | 0.00 | 0.00 | -276.00 |
| | 5115 | Field Trips-Curriculum Related | -613.34 | 0.00 | 0.00 | 0.00 | -613.34 |
| | 5121 | KG Field Trips-Curriculum Related | 0.00 | 0.00 | 0.00 | 0.00 | 0.00 |
| | 5122 | 1st Grade Field Trips-Curriculum Related | 0.00 | 0.00 | 0.00 | 0.00 | 0.00 |
| | 5123 | 2nd Grade Field Trips-Curriculum Related | 0.00 | 0.00 | 0.00 | 0.00 | 0.00 |
| | 5124 | 3rd Grade Field Trips-Curriculum Related | 0.00 | 0.00 | 0.00 | 0.00 | 0.00 |
| | 5125 | 4th Grade Field Trips-Curriculum Related | 0.00 | 0.00 | 0.00 | 0.00 | 0.00 |
| | 5126 | 5th Grade Field Trips-Curriculum Related | 0.00 | 0.00 | 0.00 | 0.00 | 0.00 |
| | | E Totals: | 541.70 | 0.00 | 0.00 | 0.00 | 541.70 |
| Q | STUDENT FEE FUND | | | | | | |
| | 7000 | KG Field Trips | 0.00 | 0.00 | 0.00 | 0.00 | 0.00 |
| | 7010 | 1st Grade Field Trips | 0.00 | 0.00 | 0.00 | 0.00 | 0.00 |
| | 7020 | 2nd Grade Field Trips | 0.00 | 0.00 | 0.00 | 0.00 | 0.00 |
| | 7030 | 3rd Grade Field Trips | 0.00 | 0.00 | 0.00 | 0.00 | 0.00 |
| | 7040 | 4th Grade Field Trips | 0.00 | 0.00 | 0.00 | 0.00 | 0.00 |
| | 7050 | 5th Grade Field Trips | 0.00 | 0.00 | 0.00 | 0.00 | 0.00 |
| | 7090 | ACP (SpEd) Trips | 0.00 | 0.00 | 0.00 | 0.00 | 0.00 |
| | 7900 | Field Trips-Other | 0.00 | 0.00 | 0.00 | 0.00 | 0.00 |
| | | Q Totals: | 0.00 | 0.00 | 0.00 | 0.00 | 0.00 |
| | | Sandoz Activity Totals: | 24,154.97 | 390.94 | 4,847.88 | 0.00 | 19,698.03 |
| | | Begin Balance | | | | | |
| | | Transfers | | | | | |
| | | Receipts | | | | | |
| | | Disbursements | | | | | |
| | | Adjustments | | | | | |
| | | End Balance | | | | | |
| | Sandoz Checking: | | 390.94 | 4,847.88 | | | |
| | Sandoz Investment: | | | | | | |
| | Sandoz Bank Balances: | 24,154.97 | 390.94 | 4,847.88 | 0.00 | | 19,698.03 |

Current Cash Balance

Sorted by Site ID, Group ID, Activity ID.
From 01/01/2022 to 01/31/2022.

| Site ID Group ID | Site Name Group Name | Activity ID | Activity Name | Beginning Cash | Receipts | Disbursements | Adjustments | Cash Balance | |
|------------------------------------|----------------------------------|-------------|--|----------------------|------------------|-----------------|----------------------|--------------------|--------------------|
| Upchurc Upchurch Elementary | | | | | | | | | |
| A | ACTIVITY GENERAL | | | | | | | | |
| | 1010 | | General Admin | 17,239.91 | 1.77 | 930.63 | 0.00 | 16,311.05 | |
| | 1018 | | School Pay Fees | -0.31 | 0.00 | 0.00 | 0.00 | -0.31 | |
| | 1030 | | Staff Vending | 450.34 | 0.00 | 0.00 | 0.00 | 450.34 | |
| | 1040 | | Donations | 0.00 | 0.00 | 0.00 | 0.00 | 0.00 | |
| | 1047 | | Box Tops Program | 2,388.12 | 0.00 | 0.00 | 0.00 | 2,388.12 | |
| | 1105 | | Laptop Insurance | 0.00 | 0.00 | 0.00 | 0.00 | 0.00 | |
| | 1106 | | Laptop Loss/Damage | 84.00 | 0.00 | 0.00 | 0.00 | 84.00 | |
| | A Totals: | | | 20,162.06 | 1.77 | 930.63 | 0.00 | 19,233.20 | |
| D | CLUBS AND ORGANIZATIONS | | | | | | | | |
| | 4040 | | Art | 0.00 | 0.00 | 0.00 | 0.00 | 0.00 | |
| | 4130 | | Chess Club | -26.19 | 0.00 | 0.00 | 0.00 | -26.19 | |
| | 4540 | | Other Clubs | 0.00 | 0.00 | 0.00 | 0.00 | 0.00 | |
| | 4710 | | Student Council | 720.47 | 308.75 | 0.00 | 0.00 | 1,029.22 | |
| | D Totals: | | | 694.28 | 308.75 | 0.00 | 0.00 | 1,003.03 | |
| E | ADMINISTRATIVE CUSTODIAL | | | | | | | | |
| | 5040 | | Fundraising-General | 12,469.30 | 0.00 | 4.96 | 0.00 | 12,464.34 | |
| | 5070 | | Library | 8,541.06 | 10.78 | 140.85 | 0.00 | 8,410.99 | |
| | 5110 | | Other Student Activities | 0.00 | 0.00 | 0.00 | 0.00 | 0.00 | |
| | 5121 | | KG Field Trips-Curriculum Related | 0.00 | 0.00 | 0.00 | 0.00 | 0.00 | |
| | 5122 | | 1st Grade Field Trips-Curriculum Related | 0.00 | 0.00 | 0.00 | 0.00 | 0.00 | |
| | 5123 | | 2nd Grade Field Trips-Curriculum Related | 0.00 | 0.00 | 0.00 | 0.00 | 0.00 | |
| | 5124 | | 3rd Grade Field Trips-Curriculum Related | 0.00 | 0.00 | 0.00 | 0.00 | 0.00 | |
| | 5125 | | 4th Grade Field Trips-Curriculum Related | 0.00 | 0.00 | 0.00 | 0.00 | 0.00 | |
| | 5126 | | 5th Grade Field Trips-Curriculum Related | -31.00 | 0.00 | 0.00 | 0.00 | -31.00 | |
| | E Totals: | | | 20,979.36 | 10.78 | 145.81 | 0.00 | 20,844.33 | |
| Q | STUDENT FEE FUND | | | | | | | | |
| | 7900 | | Field Trips-Other | 0.00 | 0.00 | 0.00 | 0.00 | 0.00 | |
| | Q Totals: | | | 0.00 | 0.00 | 0.00 | 0.00 | 0.00 | |
| S | ATHLETIC | | | | | | | | |
| | 9020 | | Cash Reserve | 0.00 | 0.00 | 0.00 | 0.00 | 0.00 | |
| | 9130 | | Booster Contributions-Boys | 0.00 | 0.00 | 0.00 | 0.00 | 0.00 | |
| | S Totals: | | | 0.00 | 0.00 | 0.00 | 0.00 | 0.00 | |
| | Upchurch Activity Totals: | | | 41,835.70 | 321.30 | 1,076.44 | 0.00 | 41,080.56 | |
| | | | | Begin Balance | Transfers | Receipts | Disbursements | Adjustments | End Balance |
| Upchurch Checking: | | | | | | 321.30 | 1,076.44 | | |
| Upchurch Investment: | | | | | | | | | |
| Upchurch Bank Balances: | | | | 41,835.70 | | 321.30 | 1,076.44 | 0.00 | 41,080.56 |

Current Cash Balance

Sorted by Site ID, Group ID, Activity ID.

From 01/01/2022 to 01/31/2022.

| Site ID | Site Name | | Beginning Cash | Receipts | Disbursements | Adjustments | Cash Balance |
|-----------------------------------|---------------------------------|--|------------------|---------------|-----------------|-------------|------------------|
| Group ID | Group Name | Activity ID | Activity Name | | | | |
| Wheeler Wheeler Elementary | | | | | | | |
| A | ACTIVITY GENERAL | | | | | | |
| | 1010 | General Admin | 14,307.68 | 556.02 | 581.96 | 0.00 | 14,281.74 |
| | 1018 | School Pay Fees | -0.94 | 0.00 | 0.00 | 0.00 | -0.94 |
| | 1030 | Staff Vending | 228.44 | 0.00 | 0.00 | 0.00 | 228.44 |
| | 1040 | Donations | 155.60 | 0.00 | 0.00 | 0.00 | 155.60 |
| | 1051 | Building Projects-PTA | 227.25 | 0.00 | 37.20 | 0.00 | 190.05 |
| | 1053 | Book Fair Scholarship | 300.00 | 0.00 | 225.00 | 0.00 | 75.00 |
| | 1105 | Laptop Insurance | 15.00 | 0.00 | 0.00 | 0.00 | 15.00 |
| | 1106 | Laptop Loss/Damage | 0.00 | 0.00 | 0.00 | 0.00 | 0.00 |
| | | A Totals: | 15,233.03 | 556.02 | 844.16 | 0.00 | 14,944.89 |
| D | CLUBS AND ORGANIZATIONS | | | | | | |
| | 4040 | Art | 0.00 | 0.00 | 0.00 | 0.00 | 0.00 |
| | 4070 | Birthday Book Club | 1,211.76 | 0.00 | 0.00 | 0.00 | 1,211.76 |
| | 4500 | Music | 580.62 | 0.00 | 0.00 | 0.00 | 580.62 |
| | 4710 | Student Council | -21.25 | 0.00 | 0.00 | 0.00 | -21.25 |
| | | D Totals: | 1,771.13 | 0.00 | 0.00 | 0.00 | 1,771.13 |
| E | ADMINISTRATIVE CUSTODIAL | | | | | | |
| | 5040 | Fundraising-General | 24,986.25 | 0.00 | 808.30 | 0.00 | 24,177.95 |
| | 5050 | HAL | -32.53 | 0.00 | 0.00 | 0.00 | -32.53 |
| | 5060 | Hospitality | 30.00 | 0.00 | 0.00 | 0.00 | 30.00 |
| | 5080 | Media | 3,530.66 | 22.05 | 361.79 | 0.00 | 3,190.92 |
| | 5100 | Other Adm Custodial | 0.00 | 0.00 | 0.00 | 0.00 | 0.00 |
| | 5101 | Destination Imagination | 1,980.00 | 0.00 | 0.00 | 0.00 | 1,980.00 |
| | 5110 | Other Student Activities | 0.00 | 0.00 | 0.00 | 0.00 | 0.00 |
| | 5121 | KG Field Trips-Curriculum Related | 196.96 | 0.00 | 0.00 | 0.00 | 196.96 |
| | 5122 | 1st Grade Field Trips-Curriculum Related | 0.00 | 0.00 | 0.00 | 0.00 | 0.00 |
| | 5123 | 2nd Grade Field Trips-Curriculum Related | 0.00 | 0.00 | 0.00 | 0.00 | 0.00 |
| | 5124 | 3rd Grade Field Trips-Curriculum Related | 1,218.82 | 0.00 | 0.00 | 0.00 | 1,218.82 |
| | 5125 | 4th Grade Field Trips-Curriculum Related | 0.00 | 0.00 | 0.00 | 0.00 | 0.00 |
| | 5126 | 5th Grade Field Trips-Curriculum Related | 0.00 | 0.00 | 0.00 | 0.00 | 0.00 |
| | 5181 | Grants | 1,630.81 | 0.00 | 0.00 | 0.00 | 1,630.81 |
| | | E Totals: | 33,540.97 | 22.05 | 1,170.09 | 0.00 | 32,392.93 |
| Q | STUDENT FEE FUND | | | | | | |
| | 7195 | HAL Field Trips | 9.54 | 0.00 | 0.00 | 0.00 | 9.54 |
| | 7600 | Garden Club | 0.00 | 0.00 | 0.00 | 0.00 | 0.00 |
| | 7900 | Field Trips-Other | 0.00 | 0.00 | 0.00 | 0.00 | 0.00 |
| | | Q Totals: | 9.54 | 0.00 | 0.00 | 0.00 | 9.54 |

Current Cash Balance

Sorted by Site ID, Group ID, Activity ID.
From 01/01/2022 to 01/31/2022.

| Site ID | Site Name | Beginning Cash | Receipts | Disbursements | Adjustments | Cash Balance |
|-------------|---------------|----------------|----------|---------------|-------------|--------------|
| Group ID | Group Name | | | | | |
| Activity ID | Activity Name | | | | | |

| | | | | | |
|--------------------------|-----------|--------|----------|------|-----------|
| Wheeler Activity Totals: | 50,554.67 | 578.07 | 2,014.25 | 0.00 | 49,118.49 |
|--------------------------|-----------|--------|----------|------|-----------|

| | Begin Balance | Transfers | Receipts | Disbursements | Adjustments | End Balance |
|------------------------|---------------|-----------|----------|---------------|-------------|-------------|
| Wheeler Checking: | | | 578.07 | 2,014.25 | | |
| Wheeler Investment: | | | | | | |
| Wheeler Bank Balances: | 50,554.67 | | 578.07 | 2,014.25 | 0.00 | 49,118.49 |

Current Cash Balance

Sorted by Site ID, Group ID, Activity ID.

From 01/01/2022 to 01/31/2022.

| Site ID | Site Name | | Beginning Cash | Receipts | Disbursements | Adjustments | Cash Balance |
|----------|--------------------------|--|----------------|----------|---------------|-------------|--------------|
| Group ID | Group Name | Activity ID | Activity Name | | | | |
| Willowd | Willowdale Elementary | | | | | | |
| A | ACTIVITY GENERAL | | | | | | |
| | 1010 | General Admin | 11,650.07 | 1.28 | 0.00 | 0.00 | 11,651.35 |
| | 1018 | School Pay Fees | 26.46 | 0.00 | 0.00 | 0.00 | 26.46 |
| | 1030 | Staff Vending | 133.64 | 0.00 | 0.00 | 0.00 | 133.64 |
| | 1040 | Donations | 378.04 | 0.00 | 0.00 | 0.00 | 378.04 |
| | 1043 | Playground | 0.00 | 0.00 | 0.00 | 0.00 | 0.00 |
| | 1105 | Laptop Insurance | 3.35 | 0.00 | 0.00 | 0.00 | 3.35 |
| | 1106 | Laptop Loss/Damage | 0.00 | 0.00 | 0.00 | 0.00 | 0.00 |
| | | A Totals: | 12,191.56 | 1.28 | 0.00 | 0.00 | 12,192.84 |
| D | CLUBS AND ORGANIZATIONS | | | | | | |
| | 4040 | Art | 0.00 | 0.00 | 0.00 | 0.00 | 0.00 |
| | 4140 | Choir | 90.78 | 0.00 | 0.00 | 0.00 | 90.78 |
| | 4230 | Environmental Club | 0.00 | 0.00 | 0.00 | 0.00 | 0.00 |
| | 4500 | Music | 0.00 | 0.00 | 0.00 | 0.00 | 0.00 |
| | 4710 | Student Council | 2,433.76 | 0.00 | 0.00 | 0.00 | 2,433.76 |
| | | D Totals: | 2,524.54 | 0.00 | 0.00 | 0.00 | 2,524.54 |
| E | ADMINISTRATIVE CUSTODIAL | | | | | | |
| | 5040 | Fundraising-General | 245.35 | 0.00 | 0.00 | 0.00 | 245.35 |
| | 5050 | HAL | 0.00 | 0.00 | 0.00 | 0.00 | 0.00 |
| | 5080 | Media | 8,668.94 | 0.00 | 127.34 | 0.00 | 8,541.60 |
| | 5100 | Other Adm Custodial | 240.33 | 0.00 | 0.00 | 0.00 | 240.33 |
| | 5110 | Other Student Activities | 0.00 | 0.00 | 0.00 | 0.00 | 0.00 |
| | 5120 | P.E. | 1,620.26 | 0.00 | 0.00 | 0.00 | 1,620.26 |
| | 5121 | KG Field Trips-Curriculum Related | 0.00 | 0.00 | 0.00 | 0.00 | 0.00 |
| | 5122 | 1st Grade Field Trips-Curriculum Related | -292.03 | 0.00 | 0.00 | 292.03 | 0.00 |
| | 5123 | 2nd Grade Field Trips-Curriculum Related | 0.00 | 0.00 | 0.00 | 0.00 | 0.00 |
| | 5124 | 3rd Grade Field Trips-Curriculum Related | 0.00 | 0.00 | 0.00 | 0.00 | 0.00 |
| | 5125 | 4th Grade Field Trips-Curriculum Related | -69.69 | 0.00 | 0.00 | 69.69 | 0.00 |
| | 5126 | 5th Grade Field Trips-Curriculum Related | 426.78 | 0.00 | 0.00 | 0.00 | 426.78 |
| | 5180 | Teacher Fund/Grants | 212.37 | 0.00 | 0.00 | 0.00 | 212.37 |
| | 5200 | Outdoor Learning Environment | 31.89 | 0.00 | 0.00 | 0.00 | 31.89 |
| | | E Totals: | 11,084.20 | 0.00 | 127.34 | 361.72 | 11,318.58 |
| Q | STUDENT FEE FUND | | | | | | |
| | 7900 | Field Trips-Other | 2,194.62 | 0.00 | 445.56 | -1,060.32 | 688.74 |
| | | Q Totals: | 2,194.62 | 0.00 | 445.56 | -1,060.32 | 688.74 |
| S | ATHLETIC | | | | | | |
| | 9055 | Athletics - Projects | 0.00 | 0.00 | 0.00 | 0.00 | 0.00 |
| | | S Totals: | 0.00 | 0.00 | 0.00 | 0.00 | 0.00 |

Current Cash Balance

Sorted by Site ID, Group ID, Activity ID.
From 01/01/2022 to 01/31/2022.

| | | | | | | | |
|----------------|------------------|--|----------------|----------|---------------|-------------|--------------|
| Site ID | Site Name | | | | | | |
| Group ID | Group Name | | | | | | |
| Activity ID | Activity Name | | Beginning Cash | Receipts | Disbursements | Adjustments | Cash Balance |

| | | | | | |
|-----------------------------|-----------|------|--------|---------|-----------|
| Willowdale Activity Totals: | 27,994.92 | 1.28 | 572.90 | -698.60 | 26,724.70 |
|-----------------------------|-----------|------|--------|---------|-----------|

| | Begin Balance | Transfers | Receipts | Disbursements | Adjustments | End Balance |
|---------------------------|---------------|-----------|----------|---------------|-------------|-------------|
| Willowdale Checking: | | | 1.28 | 572.90 | | |
| Willowdale Investment: | | | | | | |
| Willowdale Bank Balances: | 27,994.92 | | 1.28 | 572.90 | -698.60 | 26,724.70 |

| | | | | | |
|-------------------------|--------------|------------|------------|---------|--------------|
| Report Activity Totals: | 4,648,336.84 | 505,425.87 | 750,442.99 | -712.60 | 4,402,607.12 |
|-------------------------|--------------|------------|------------|---------|--------------|

Current Cash Balance

Sorted by Site ID, Group ID, Activity ID.

From 01/01/2022 to 01/31/2022.

| Site ID | Site Name | | Beginning Cash | Receipts | Disbursements | Adjustments | Cash Balance |
|----------|------------------------|----------------------------|------------------|----------------|---------------|---------------|------------------|
| Group ID | Group Name | Activity ID | Activity Name | | | | |
| AMS | Andersen Middle School | | | | | | |
| A | ACTIVITY GENERAL | | | | | | |
| | 1010 | General Admin | 2,630.36 | 3.71 | 89.88 | 0.00 | 2,544.19 |
| | 1016 | Rev Trak Fees | 0.00 | 0.00 | 0.00 | 0.00 | 0.00 |
| | 1018 | School Pay Fees | -160.94 | 77.18 | 58.14 | 0.00 | -141.90 |
| | 1025 | Savings | 0.00 | 0.00 | 0.00 | 0.00 | 0.00 |
| | 1030 | Staff Vending | 445.65 | 0.00 | 0.00 | 0.00 | 445.65 |
| | 1035 | Student Vending | 2,118.02 | 0.00 | 0.00 | 0.00 | 2,118.02 |
| | 1056 | Wolverine Den | 346.54 | 0.00 | 0.00 | 0.00 | 346.54 |
| | 1105 | Laptop Insurance | 60.00 | 80.00 | 60.00 | 0.00 | 80.00 |
| | 1106 | Laptop Loss/Damage | 460.00 | 394.00 | 460.00 | 0.00 | 394.00 |
| | 1170 | Wellness | 1,183.12 | 0.00 | 0.00 | 0.00 | 1,183.12 |
| | | A Totals: | 7,082.75 | 554.89 | 668.02 | 0.00 | 6,969.62 |
| B | Athletics-Girls | | | | | | |
| | 2013 | Misc. Expenditures - Girls | 6,447.61 | 45.00 | 260.00 | 310.00 | 6,542.61 |
| | | B Totals: | 6,447.61 | 45.00 | 260.00 | 310.00 | 6,542.61 |
| C | Athletics-Boys | | | | | | |
| | 3003 | Entry Fees - Boys | 0.00 | 0.00 | 0.00 | 0.00 | 0.00 |
| | 3013 | Misc. Expenditures - Boys | -2,486.19 | -127.00 | 325.48 | 0.00 | -2,938.67 |
| | | C Totals: | -2,486.19 | -127.00 | 325.48 | 0.00 | -2,938.67 |

Current Cash Balance

Sorted by Site ID, Group ID, Activity ID.

From 01/01/2022 to 01/31/2022.

| Site ID Group ID | Site Name Group Name | Activity ID | Activity Name | Beginning Cash | Receipts | Disbursements | Adjustments | Cash Balance |
|---------------------|--|-------------|---------------|------------------|-----------------|-----------------|-------------|------------------|
| D | CLUBS AND ORGANIZATIONS | | | | | | | |
| 4040 | Art | | | 945.42 | 0.00 | 0.00 | 0.00 | 945.42 |
| 4060 | Band | | | 5,988.69 | 0.00 | 0.00 | 0.00 | 5,988.69 |
| 4080 | Book Club | | | 213.17 | 0.00 | 0.00 | 0.00 | 213.17 |
| 4100 | Builders Club | | | 178.32 | 0.00 | 0.00 | 0.00 | 178.32 |
| 4170 | Cross Country Club | | | 2,508.36 | -15.00 | 0.00 | 0.00 | 2,493.36 |
| 4215 | Diversity | | | 55.30 | 0.00 | 0.00 | 0.00 | 55.30 |
| 4220 | Drama Club | | | 49.75 | 0.00 | 0.00 | 0.00 | 49.75 |
| 4260 | FCS Club | | | 1,878.95 | 0.00 | 0.00 | 0.00 | 1,878.95 |
| 4370 | Industrial Arts | | | 12,417.58 | 1,128.00 | 0.00 | 0.00 | 13,545.58 |
| 4440 | Leadership Club | | | 534.16 | 0.00 | 0.00 | 0.00 | 534.16 |
| 4500 | Music | | | 8,545.37 | 0.00 | 5,154.72 | 0.00 | 3,390.65 |
| 4540 | Other Clubs | | | 0.00 | 0.00 | 0.00 | 0.00 | 0.00 |
| 4560 | Photography Club | | | 79.58 | 0.00 | 0.00 | 0.00 | 79.58 |
| 4600 | Robotics & Engineering Club | | | 1,016.73 | 0.00 | 0.00 | 0.00 | 1,016.73 |
| 4647 | Show Choir Camp | | | 0.00 | 0.00 | 0.00 | 0.00 | 0.00 |
| 4710 | Student Council | | | 1,217.97 | 65.00 | 38.70 | 0.00 | 1,244.27 |
| 4726 | Unified Sports | | | 50.00 | 0.00 | 0.00 | 0.00 | 50.00 |
| 4727 | Unplugged Club | | | 1,127.69 | 0.00 | 0.00 | 0.00 | 1,127.69 |
| 4729 | Unified Classroom | | | 0.00 | 0.00 | 0.00 | 0.00 | 0.00 |
| 4761 | Wolverine Wilds | | | 17.29 | 20.00 | 48.42 | 0.00 | -11.13 |
| 4770 | Yearbook | | | 12,385.11 | 0.00 | 0.00 | 0.00 | 12,385.11 |
| 4780 | Youth to Youth | | | -447.60 | 0.00 | 150.24 | 0.00 | -597.84 |
| | D Totals: | | | 48,761.84 | 1,198.00 | 5,392.08 | 0.00 | 44,567.76 |
| E | ADMINISTRATIVE CUSTODIAL | | | | | | | |
| 5020 | Fines | | | 6,302.92 | 0.00 | 0.00 | 0.00 | 6,302.92 |
| 5030 | Counseling Center | | | 104.46 | 338.00 | 0.00 | 0.00 | 442.46 |
| 5040 | Fundraising-General | | | 510.93 | 0.00 | 54.29 | 0.00 | 456.64 |
| 5050 | HAL | | | 377.03 | 0.00 | 0.00 | 0.00 | 377.03 |
| 5060 | Hospitality | | | 3.15 | 0.00 | 0.00 | 0.00 | 3.15 |
| 5070 | Library | | | 1,430.35 | 0.00 | 0.00 | 0.00 | 1,430.35 |
| 5100 | Other Adm Custodial | | | 0.00 | 0.00 | 0.00 | 0.00 | 0.00 |
| 5110 | Other Student Activities | | | 897.03 | 0.00 | 0.00 | 0.00 | 897.03 |
| 5115 | Field Trips-Curriculum Related | | | 0.00 | 0.00 | 0.00 | 0.00 | 0.00 |
| 5120 | P.E. | | | 711.61 | 0.00 | 0.00 | 0.00 | 711.61 |
| 5127 | 6th Grade Field Trips-Curriculum Related | | | 0.00 | 0.00 | 0.00 | 0.00 | 0.00 |
| 5128 | 7th Grade Field Trips-Curriculum Related | | | 0.00 | 0.00 | 0.00 | 0.00 | 0.00 |
| 5129 | 8th Grade Field Trips-Curriculum Related | | | 0.00 | 0.00 | 0.00 | 0.00 | 0.00 |
| 5165 | Logo Sales | | | 2,699.89 | 11.00 | 536.00 | 0.00 | 2,174.89 |
| 5181 | Grants | | | 10.24 | 0.00 | 0.00 | 0.00 | 10.24 |
| 5215 | Special Events | | | 0.00 | 0.00 | 0.00 | 0.00 | 0.00 |
| | E Totals: | | | 13,047.61 | 349.00 | 590.29 | 0.00 | 12,806.32 |

Current Cash Balance

Sorted by Site ID, Group ID, Activity ID.
From 01/01/2022 to 01/31/2022.

| Site ID Group ID | Site Name Group Name | Activity ID | Activity Name | Beginning Cash | Receipts | Disbursements | Adjustments | Cash Balance |
|---------------------|-------------------------|-------------|-----------------------------------|------------------|-----------------|-----------------|----------------|------------------|
| Q | STUDENT FEE FUND | | | | | | | |
| | 7150 | | Jumpstart | 2,571.20 | 0.00 | 0.00 | 0.00 | 2,571.20 |
| | 7160 | | Participation Fees - Athletics | 0.00 | 1,470.00 | 0.00 | -510.00 | 960.00 |
| | 7170 | | Participation Fees - Clubs & Orgs | 140.00 | 0.00 | 0.00 | 0.00 | 140.00 |
| | 7190 | | Field Trips | 0.00 | 0.00 | 0.00 | 0.00 | 0.00 |
| | 7195 | | HAL Field Trips | 0.00 | 0.00 | 0.00 | 0.00 | 0.00 |
| | 7900 | | Field Trips-Other | 0.00 | 0.00 | 0.00 | 0.00 | 0.00 |
| | 7901 | | Student Transportation | 2,250.00 | 1,650.00 | 2,190.00 | 0.00 | 1,710.00 |
| | | | Q Totals: | 4,961.20 | 3,120.00 | 2,190.00 | -510.00 | 5,381.20 |
| S | ATHLETIC | | | | | | | |
| | 9050 | | Athletic-General | 7,379.84 | 2,500.00 | 175.00 | 200.00 | 9,904.84 |
| | 9070 | | Miscellaneous Receipts | 0.00 | 0.00 | 0.00 | 0.00 | 0.00 |
| | | | S Totals: | 7,379.84 | 2,500.00 | 175.00 | 200.00 | 9,904.84 |
| | | | AMS Activity Totals: | 85,194.66 | 7,639.89 | 9,600.87 | 0.00 | 83,233.68 |

| | Begin Balance | Transfers | Receipts | Disbursements | Adjustments | End Balance |
|---------------------------|------------------|-----------|-----------------|-----------------|-------------|------------------|
| AMS Checking: | | | 7,639.89 | 9,600.87 | | |
| AMS Investment: | | | | | | |
| AMS Bank Balances: | 85,194.66 | | 7,639.89 | 9,600.87 | 0.00 | 83,233.68 |

Current Cash Balance

Sorted by Site ID, Group ID, Activity ID.

From 01/01/2022 to 01/31/2022.

| Site ID | Site Name | | Beginning Cash | Receipts | Disbursements | Adjustments | Cash Balance |
|------------|-----------------------------|------------------------------------|------------------|-----------------|---------------|------------------|------------------|
| Group ID | Group Name | Activity ID Activity Name | | | | | |
| BMS | Beadle Middle School | | | | | | |
| A | ACTIVITY GENERAL | | | | | | |
| | | 1010 General Admin | 9,350.76 | 2,582.24 | 509.32 | -2,243.39 | 9,180.29 |
| | | 1016 Rev Trak Fees | 0.00 | 0.00 | 0.00 | 0.00 | 0.00 |
| | | 1017 Returned Checks | 0.00 | 0.00 | 0.00 | 0.00 | 0.00 |
| | | 1018 School Pay Fees | 16.33 | 226.13 | 196.59 | 0.00 | 45.87 |
| | | 1025 Savings | 0.00 | 0.00 | 0.00 | 0.00 | 0.00 |
| | | 1030 Staff Vending | 124.33 | 0.00 | 0.00 | 0.00 | 124.33 |
| | | 1035 Student Vending | 100.22 | 0.00 | 0.00 | 0.00 | 100.22 |
| | | 1040 Donations | 4,926.20 | 50.00 | 0.00 | 0.00 | 4,976.20 |
| | | 1049 Food Pantry | 291.59 | 0.00 | 0.00 | 0.00 | 291.59 |
| | | 1052 Service Learning | 132.55 | 0.00 | 0.00 | 0.00 | 132.55 |
| | | 1070 Start Up Cash | 0.00 | 0.00 | 0.00 | 0.00 | 0.00 |
| | | 1080 Next Year Monies | 345.07 | 0.00 | 0.00 | 0.00 | 345.07 |
| | | 1105 Laptop Insurance | 60.00 | 20.00 | 0.00 | 0.00 | 80.00 |
| | | 1106 Laptop Loss/Damage | 696.00 | 600.05 | 0.00 | 0.00 | 1,296.05 |
| | | 1170 Wellness | 306.94 | 0.00 | 0.00 | 0.00 | 306.94 |
| | | A Totals: | 16,349.99 | 3,478.42 | 705.91 | -2,243.39 | 16,879.11 |
| B | Athletics-Girls | | | | | | |
| | | 2013 Misc. Expenditures - Girls | -1,474.27 | 110.00 | 180.00 | 625.00 | -919.27 |
| | | B Totals: | -1,474.27 | 110.00 | 180.00 | 625.00 | -919.27 |
| C | Athletics-Boys | | | | | | |
| | | 3004 Equipment - Boys | 0.00 | 0.00 | 0.00 | 0.00 | 0.00 |
| | | 3013 Misc. Expenditures - Boys | -1,292.34 | 20.00 | 443.48 | 1,865.00 | 149.18 |
| | | C Totals: | -1,292.34 | 20.00 | 443.48 | 1,865.00 | 149.18 |

Current Cash Balance

Sorted by Site ID, Group ID, Activity ID.
From 01/01/2022 to 01/31/2022.

| Site ID | Site Name | | | | | | |
|-------------|-------------------------|----------------|----------|---------------|-------------|--------------|--|
| Group ID | Group Name | | | | | | |
| Activity ID | Activity Name | Beginning Cash | Receipts | Disbursements | Adjustments | Cash Balance | |
| D | CLUBS AND ORGANIZATIONS | | | | | | |
| 4040 | Art | 10.81 | 0.00 | 0.00 | 0.00 | 10.81 | |
| 4060 | Band | 0.00 | 0.00 | 0.00 | 0.00 | 0.00 | |
| 4170 | Cross Country Club | -103.35 | 0.00 | 0.00 | 0.00 | -103.35 | |
| 4181 | Coffee Cart | 2,526.53 | 0.00 | 12.98 | 0.00 | 2,513.55 | |
| 4190 | Dance | 3.71 | 0.00 | 0.00 | 0.00 | 3.71 | |
| 4200 | Debate Team | 0.00 | 0.00 | 0.00 | 0.00 | 0.00 | |
| 4214 | Unified Activities | 1,243.32 | 0.00 | 0.00 | 0.00 | 1,243.32 | |
| 4220 | Drama Club | 0.00 | 0.00 | 0.00 | 0.00 | 0.00 | |
| 4230 | Environmental Club | 290.12 | 0.00 | 0.00 | 0.00 | 290.12 | |
| 4260 | FCS Club | 474.11 | 0.00 | 41.27 | 0.00 | 432.84 | |
| 4320 | Educators Rising | 0.00 | 0.00 | 0.00 | 0.00 | 0.00 | |
| 4345 | Craft Club | 647.88 | 0.00 | 218.95 | 0.00 | 428.93 | |
| 4370 | Industrial Arts | 4,791.02 | 68.00 | 0.00 | 0.00 | 4,859.02 | |
| 4500 | Music | -245.90 | 0.00 | 0.00 | 0.00 | -245.90 | |
| 4540 | Other Clubs | 0.00 | 0.00 | 0.00 | 0.00 | 0.00 | |
| 4570 | Play Production | 4,173.81 | 0.00 | 0.00 | 0.00 | 4,173.81 | |
| 4630 | Science Club | 0.00 | 0.00 | 0.00 | 0.00 | 0.00 | |
| 4631 | Science Olympiad | 0.00 | 0.00 | 0.00 | 0.00 | 0.00 | |
| 4645 | Show Choir | 869.32 | 0.00 | 425.00 | 435.00 | 879.32 | |
| 4647 | Show Choir Camp | 8,683.90 | 0.00 | 0.00 | 0.00 | 8,683.90 | |
| 4690 | Spirit Shop | -1,780.64 | 93.00 | 252.11 | 2,243.39 | 303.64 | |
| 4710 | Student Council | 739.41 | 0.00 | 0.00 | 0.00 | 739.41 | |
| 4770 | Yearbook | 18,015.95 | 3,451.76 | 0.00 | 0.00 | 21,467.71 | |
| 4780 | Youth to Youth | 372.23 | 0.00 | 0.00 | 0.00 | 372.23 | |
| D Totals: | | 40,712.23 | 3,612.76 | 950.31 | 2,678.39 | 46,053.07 | |

Current Cash Balance

Sorted by Site ID, Group ID, Activity ID.

From 01/01/2022 to 01/31/2022.

| Site ID Group ID | Site Name Group Name | Activity ID | Activity Name | Beginning Cash | Receipts | Disbursements | Adjustments | Cash Balance |
|-----------------------------|---------------------------------|-------------|--|------------------|------------------|-----------------|------------------|------------------|
| E | ADMINISTRATIVE CUSTODIAL | | | | | | | |
| | 5020 | | Fines | 850.25 | 0.00 | 0.00 | 0.00 | 850.25 |
| | 5025 | | Fines - Library Book | 2,958.72 | 0.00 | 0.00 | 0.00 | 2,958.72 |
| | 5027 | | Fines-Textbooks | 360.92 | 0.00 | 0.00 | 0.00 | 360.92 |
| | 5030 | | Counseling Center | 33.85 | 0.00 | 0.00 | 0.00 | 33.85 |
| | 5040 | | Fundraising-General | 0.00 | 0.00 | 0.00 | 0.00 | 0.00 |
| | 5050 | | HAL | 427.73 | 0.00 | 0.00 | 0.00 | 427.73 |
| | 5060 | | Hospitality | 602.20 | 0.00 | 0.00 | 0.00 | 602.20 |
| | 5070 | | Library | 924.89 | 0.00 | 0.00 | 0.00 | 924.89 |
| | 5115 | | Field Trips-Curriculum Related | 0.00 | 0.00 | 0.00 | 0.00 | 0.00 |
| | 5120 | | P.E. | 2,380.82 | 0.00 | 0.00 | 0.00 | 2,380.82 |
| | 5127 | | 6th Grade Field Trips-Curriculum Related | 20.70 | 0.00 | 0.00 | 0.00 | 20.70 |
| | 5128 | | 7th Grade Field Trips-Curriculum Related | 107.16 | 0.00 | 0.00 | 0.00 | 107.16 |
| | 5129 | | 8th Grade Field Trips-Curriculum Related | 150.15 | 0.00 | 0.00 | 0.00 | 150.15 |
| | 5166 | | SpEd | 755.81 | 0.00 | 0.00 | 0.00 | 755.81 |
| | 5180 | | Teacher Fund/Grants | 103.20 | 0.00 | 0.00 | 0.00 | 103.20 |
| | 5215 | | Special Events | 315.25 | 0.00 | 0.00 | 0.00 | 315.25 |
| | 5220 | | Site Improvements | 475.83 | 0.00 | 0.00 | 0.00 | 475.83 |
| | E Totals: | | | 10,467.48 | 0.00 | 0.00 | 0.00 | 10,467.48 |
| Q | STUDENT FEE FUND | | | | | | | |
| | 7060 | | 6th Grade Field Trips | 0.00 | 0.00 | 0.00 | 0.00 | 0.00 |
| | 7100 | | After School Program | 0.00 | 0.00 | 0.00 | 0.00 | 0.00 |
| | 7150 | | Jumpstart | 0.00 | 0.00 | 0.00 | 0.00 | 0.00 |
| | 7160 | | Participation Fees - Athletics | 985.00 | 1,715.00 | 0.00 | -2,490.00 | 210.00 |
| | 7170 | | Participation Fees - Clubs & Orgs | 145.00 | 290.00 | 0.00 | -435.00 | 0.00 |
| | 7190 | | Field Trips | 0.00 | 0.00 | 0.00 | 0.00 | 0.00 |
| | 7195 | | HAL Field Trips | 0.00 | 0.00 | 0.00 | 0.00 | 0.00 |
| | 7901 | | Student Transportation | 4,902.50 | 4,676.00 | 4,902.50 | 0.00 | 4,676.00 |
| | Q Totals: | | | 6,032.50 | 6,681.00 | 4,902.50 | -2,925.00 | 4,886.00 |
| S | ATHLETIC | | | | | | | |
| | 9070 | | Miscellaneous Receipts | 0.00 | 0.00 | 0.00 | 0.00 | 0.00 |
| | S Totals: | | | 0.00 | 0.00 | 0.00 | 0.00 | 0.00 |
| BMS Activity Totals: | | | | 70,795.59 | 13,902.18 | 7,182.20 | 0.00 | 77,515.57 |

| | Begin Balance | Transfers | Receipts | Disbursements | Adjustments | End Balance |
|---------------------------|------------------|-----------|------------------|-----------------|-------------|------------------|
| BMS Checking: | | | 13,902.18 | 7,182.20 | | |
| BMS Investment: | | | | | | |
| BMS Bank Balances: | 70,795.59 | | 13,902.18 | 7,182.20 | 0.00 | 77,515.57 |

Current Cash Balance

Sorted by Site ID, Group ID, Activity ID.
From 01/01/2022 to 01/31/2022.

| Site ID Group ID | Site Name Group Name | Activity ID | Activity Name | Beginning Cash | Receipts | Disbursements | Adjustments | Cash Balance |
|---------------------|------------------------------|---------------------------------------|---------------|-----------------|-----------------|-----------------|-----------------|------------------|
| CMS | Central Middle School | | | | | | | |
| A | ACTIVITY GENERAL | | | | | | | |
| | 1010 | General Admin | | 5,187.38 | 2,504.68 | 0.00 | 0.00 | 7,692.06 |
| | 1016 | Rev Trak Fees | | 9.26 | 0.00 | 0.00 | 0.00 | 9.26 |
| | 1018 | School Pay Fees | | 26.95 | -1.36 | 0.00 | 0.00 | 25.59 |
| | 1025 | Savings | | 0.00 | 0.00 | 0.00 | 0.00 | 0.00 |
| | 1030 | Staff Vending | | 1,957.88 | 186.01 | 83.41 | 0.00 | 2,060.48 |
| | 1035 | Student Vending | | 279.91 | 0.00 | 0.00 | 0.00 | 279.91 |
| | 1040 | Donations | | 580.00 | 0.00 | 128.31 | 0.00 | 451.69 |
| | 1049 | Food Pantry | | 0.00 | 0.00 | 0.00 | 0.00 | 0.00 |
| | 1050 | Projects/Support | | 0.00 | 0.00 | 0.00 | 0.00 | 0.00 |
| | 1080 | Next Year Monies | | 0.00 | 0.00 | 0.00 | 0.00 | 0.00 |
| | 1105 | Laptop Insurance | | 80.00 | 40.00 | 80.00 | 0.00 | 40.00 |
| | 1106 | Laptop Loss/Damage | | 499.00 | 517.00 | 499.00 | 0.00 | 517.00 |
| | 1107 | Laptop Insurance-YAP/Project Search | | 0.00 | 0.00 | 0.00 | 0.00 | 0.00 |
| | 1108 | Laptop Loss-Damage YAP/Project Search | | 8.29 | 0.00 | 0.00 | 0.00 | 8.29 |
| | | A Totals: | | 8,628.67 | 3,246.33 | 790.72 | 0.00 | 11,084.28 |
| B | Athletics-Girls | | | | | | | |
| | 2013 | Misc. Expenditures - Girls | | 2,657.84 | 0.00 | 340.00 | 175.00 | 2,492.84 |
| | | B Totals: | | 2,657.84 | 0.00 | 340.00 | 175.00 | 2,492.84 |
| C | Athletics-Boys | | | | | | | |
| | 3003 | Entry Fees - Boys | | 0.00 | 0.00 | 0.00 | 0.00 | 0.00 |
| | 3013 | Misc. Expenditures - Boys | | -823.56 | 1,400.00 | 1,313.98 | 3,270.00 | 2,532.46 |
| | | C Totals: | | -823.56 | 1,400.00 | 1,313.98 | 3,270.00 | 2,532.46 |

Current Cash Balance

Sorted by Site ID, Group ID, Activity ID.

From 01/01/2022 to 01/31/2022.

| Site ID Group ID | Site Name Group Name | Activity ID | Activity Name | Beginning Cash | Receipts | Disbursements | Adjustments | Cash Balance |
|---------------------|-------------------------|-------------|--------------------|----------------|----------|---------------|-------------|--------------|
| D | CLUBS AND ORGANIZATIONS | | | | | | | |
| | 4010 | | 40 Assets | -96.95 | 0.00 | 0.00 | 0.00 | -96.95 |
| | 4040 | | Art | 314.21 | 0.00 | 0.00 | 0.00 | 314.21 |
| | 4059 | | Band Camp | 0.00 | 0.00 | 0.00 | 0.00 | 0.00 |
| | 4060 | | Band | 0.00 | 0.00 | 0.00 | 0.00 | 0.00 |
| | 4062 | | Band Trip | 0.00 | 0.00 | 0.00 | 0.00 | 0.00 |
| | 4090 | | Bowling Club | 150.94 | 0.00 | 0.00 | 0.00 | 150.94 |
| | 4140 | | Choir | 1,401.24 | 0.00 | 229.97 | 0.00 | 1,171.27 |
| | 4170 | | Cross Country Club | 502.56 | 0.00 | 0.00 | 100.00 | 602.56 |
| | 4220 | | Drama Club | 2,533.09 | 0.00 | 249.00 | 0.00 | 2,284.09 |
| | 4260 | | FCS Club | 269.65 | 0.00 | 147.51 | 0.00 | 122.14 |
| | 4370 | | Industrial Arts | 1,292.36 | 0.00 | 0.00 | 0.00 | 1,292.36 |
| | 4500 | | Music | 430.11 | 0.00 | 0.00 | 0.00 | 430.11 |
| | 4530 | | Orchestra | 0.00 | 0.00 | 0.00 | 0.00 | 0.00 |
| | 4540 | | Other Clubs | 269.56 | 0.00 | 0.00 | 0.00 | 269.56 |
| | 4670 | | SPARKS | 139.33 | 0.00 | 0.00 | 0.00 | 139.33 |
| | 4710 | | Student Council | 2,654.17 | 0.00 | 913.41 | 0.00 | 1,740.76 |
| | 4760 | | World Language | 0.00 | 0.00 | 0.00 | 0.00 | 0.00 |
| | 4770 | | Yearbook | 2,504.76 | 30.00 | 4,914.00 | 100.00 | -2,279.24 |
| | D Totals: | | | 12,365.03 | 30.00 | 6,453.89 | 200.00 | 6,141.14 |

Current Cash Balance

Sorted by Site ID, Group ID, Activity ID.

From 01/01/2022 to 01/31/2022.

| Site ID Group ID | Site Name Group Name | Activity ID | Activity Name | Beginning Cash | Receipts | Disbursements | Adjustments | Cash Balance |
|---------------------|---------------------------------|------------------|--|------------------|-----------------|-----------------|------------------|------------------|
| E | ADMINISTRATIVE CUSTODIAL | | | | | | | |
| | | 5015 | Circle of Friends | 307.47 | 0.00 | 0.00 | 0.00 | 307.47 |
| | | 5020 | Fines | 329.56 | 0.00 | 0.00 | 0.00 | 329.56 |
| | | 5027 | Fines-Textbooks | 165.68 | 0.00 | 0.00 | 0.00 | 165.68 |
| | | 5040 | Fundraising-General | 10,546.15 | 51.00 | 80.20 | 0.00 | 10,516.95 |
| | | 5050 | HAL | 0.00 | 0.00 | 0.00 | 0.00 | 0.00 |
| | | 5060 | Hospitality | 0.00 | 0.00 | 0.00 | 0.00 | 0.00 |
| | | 5070 | Library | 2,168.09 | 14.64 | 0.00 | 0.00 | 2,182.73 |
| | | 5075 | Mentoring | 85.88 | 0.00 | 0.00 | 0.00 | 85.88 |
| | | 5085 | MSAP | 0.00 | 0.00 | 0.00 | 0.00 | 0.00 |
| | | 5090 | Montessori | 0.00 | 0.00 | 0.00 | 0.00 | 0.00 |
| | | 5093 | Montessori 7/8 Sales | 0.00 | 0.00 | 0.00 | 0.00 | 0.00 |
| | | 5095 | Montessori Fundraising | 0.00 | 0.00 | 0.00 | 0.00 | 0.00 |
| | | 5100 | Other Adm Custodial | 0.00 | 0.00 | 0.00 | 0.00 | 0.00 |
| | | 5110 | Other Student Activities | 1,161.96 | 0.00 | 0.00 | 0.00 | 1,161.96 |
| | | 5115 | Field Trips-Curriculum Related | 150.70 | 0.00 | 0.00 | 0.00 | 150.70 |
| | | 5119 | Montessori 6-8 | 0.00 | 0.00 | 0.00 | 0.00 | 0.00 |
| | | 5120 | P.E. | 0.00 | 0.00 | 0.00 | 0.00 | 0.00 |
| | | 5127 | 6th Grade Field Trips-Curriculum Related | 140.96 | 0.00 | 0.00 | 0.00 | 140.96 |
| | | 5128 | 7th Grade Field Trips-Curriculum Related | 140.97 | 0.00 | 0.00 | 0.00 | 140.97 |
| | | 5129 | 8th Grade Field Trips-Curriculum Related | 1,245.27 | 0.00 | 0.00 | 0.00 | 1,245.27 |
| | | 5140 | PayBac | 16.48 | 0.00 | 0.00 | 0.00 | 16.48 |
| | | 5170 | Student Notebooks | 0.00 | 0.00 | 0.00 | 0.00 | 0.00 |
| | | 5180 | Teacher Fund/Grants | 2,277.63 | 0.00 | 0.00 | 0.00 | 2,277.63 |
| | | 5185 | Technology | 0.00 | 0.00 | 0.00 | 0.00 | 0.00 |
| | | 5210 | Zone | 781.03 | 0.00 | 248.92 | 0.00 | 532.11 |
| | | E Totals: | | 19,517.83 | 65.64 | 329.12 | 0.00 | 19,254.35 |
| Q | STUDENT FEE FUND | | | | | | | |
| | | 7060 | 6th Grade Field Trips | 0.00 | 0.00 | 0.00 | 0.00 | 0.00 |
| | | 7070 | 7th Grade Field Trips | 0.00 | 0.00 | 0.00 | 0.00 | 0.00 |
| | | 7080 | 8th Grade Field Trips | 0.00 | 0.00 | 0.00 | 0.00 | 0.00 |
| | | 7135 | Montessori 6-8 | 0.00 | 0.00 | 0.00 | 0.00 | 0.00 |
| | | 7150 | Jumpstart | 313.69 | 0.00 | 0.00 | 0.00 | 313.69 |
| | | 7160 | Participation Fees - Athletics | 3,725.00 | 0.00 | 0.00 | -3,395.00 | 330.00 |
| | | 7170 | Participation Fees - Clubs & Orgs | 238.00 | 0.00 | 0.00 | -250.00 | -12.00 |
| | | 7195 | HAL Field Trips | 0.00 | 0.00 | 0.00 | 0.00 | 0.00 |
| | | 7200 | Outdoor Ed | 0.00 | 0.00 | 0.00 | 0.00 | 0.00 |
| | | 7900 | Field Trips-Other | 9.00 | 0.00 | 0.00 | 0.00 | 9.00 |
| | | 7901 | Student Transportation | 2,092.02 | 3,210.00 | 2,370.00 | 0.00 | 2,932.02 |
| | | Q Totals: | | 6,377.71 | 3,210.00 | 2,370.00 | -3,645.00 | 3,572.71 |

Current Cash Balance

Sorted by Site ID, Group ID, Activity ID.
From 01/01/2022 to 01/31/2022.

| Site ID | Site Name | Beginning Cash | Receipts | Disbursements | Adjustments | Cash Balance |
|----------------------|------------------------|----------------|----------|---------------|-------------|--------------|
| Group ID | Group Name | | | | | |
| Activity ID | Activity Name | | | | | |
| S | ATHLETIC | | | | | |
| 9030 | Concessions | 0.00 | 0.00 | 0.00 | 0.00 | 0.00 |
| 9050 | Athletic-General | 2,283.11 | 0.00 | 0.00 | 0.00 | 2,283.11 |
| 9070 | Miscellaneous Receipts | 1,105.92 | 0.00 | 0.00 | 0.00 | 1,105.92 |
| 9080 | Fundraising-Athletic | 2,531.82 | 0.00 | 0.00 | 0.00 | 2,531.82 |
| S Totals: | | 5,920.85 | 0.00 | 0.00 | 0.00 | 5,920.85 |
| CMS Activity Totals: | | 54,644.37 | 7,951.97 | 11,597.71 | 0.00 | 50,998.63 |

| | Begin Balance | Transfers | Receipts | Disbursements | Adjustments | End Balance |
|--------------------|---------------|-----------|----------|---------------|-------------|-------------|
| CMS Checking: | | | 7,951.97 | 11,597.71 | | |
| CMS Investment: | | | | | | |
| CMS Bank Balances: | 54,644.37 | | 7,951.97 | 11,597.71 | 0.00 | 50,998.63 |

Current Cash Balance

Sorted by Site ID, Group ID, Activity ID.
From 01/01/2022 to 01/31/2022.

| Site ID | Site Name | | Beginning Cash | Receipts | Disbursements | Adjustments | Cash Balance |
|------------|--------------------------------|----------------------------|------------------|-----------------|-----------------|-------------|------------------|
| Group ID | Group Name | Activity ID | Activity Name | | | | |
| KMS | Kiewit Middle School | | | | | | |
| A | ACTIVITY GENERAL | | | | | | |
| | 1010 | General Admin | 2,687.31 | 0.00 | 0.00 | 0.00 | 2,687.31 |
| | 1016 | Rev Trak Fees | 2.16 | 0.00 | 0.00 | 0.00 | 2.16 |
| | 1018 | School Pay Fees | 34.49 | 280.54 | 297.53 | 0.00 | 17.50 |
| | 1025 | Savings | 41,057.86 | 0.00 | 0.00 | 0.00 | 41,057.86 |
| | 1030 | Staff Vending | 598.71 | 0.00 | 0.00 | 0.00 | 598.71 |
| | 1035 | Student Vending | 10.00 | 88.00 | 0.00 | 0.00 | 98.00 |
| | 1049 | Food Pantry | 190.00 | 0.00 | 0.00 | 0.00 | 190.00 |
| | 1050 | Projects/Support | 17,930.81 | 0.00 | 0.00 | 0.00 | 17,930.81 |
| | 1105 | Laptop Insurance | 0.00 | 80.00 | 0.00 | 0.00 | 80.00 |
| | 1106 | Laptop Loss/Damage | 325.55 | 343.00 | 325.55 | 0.00 | 343.00 |
| | | A Totals: | 62,836.89 | 791.54 | 623.08 | 0.00 | 63,005.35 |
| B | Athletics-Girls | | | | | | |
| | 2013 | Misc. Expenditures - Girls | 0.00 | 0.00 | 140.00 | 0.00 | -140.00 |
| | | B Totals: | 0.00 | 0.00 | 140.00 | 0.00 | -140.00 |
| C | Athletics-Boys | | | | | | |
| | 3003 | Entry Fees - Boys | 0.00 | 0.00 | 0.00 | 0.00 | 0.00 |
| | 3013 | Misc. Expenditures - Boys | -1,447.72 | 0.00 | 0.00 | 0.00 | -1,447.72 |
| | 3052 | Camps - Boys Basketball | 0.00 | 0.00 | 0.00 | 0.00 | 0.00 |
| | | C Totals: | -1,447.72 | 0.00 | 0.00 | 0.00 | -1,447.72 |
| D | CLUBS AND ORGANIZATIONS | | | | | | |
| | 4040 | Art | 239.68 | 0.00 | 0.00 | 0.00 | 239.68 |
| | 4060 | Band | 759.11 | 0.00 | 0.00 | 0.00 | 759.11 |
| | 4130 | Chess Club | 0.00 | 0.00 | 0.00 | 0.00 | 0.00 |
| | 4220 | Drama Club | 2,976.62 | 0.00 | 0.00 | 0.00 | 2,976.62 |
| | 4260 | FCS Club | 1,095.23 | 0.00 | 0.00 | 0.00 | 1,095.23 |
| | 4370 | Industrial Arts | 9,516.90 | 480.00 | 0.00 | 0.00 | 9,996.90 |
| | 4380 | International Club | 0.00 | 0.00 | 0.00 | 0.00 | 0.00 |
| | 4500 | Music | 5,787.81 | 560.00 | 125.00 | 0.00 | 6,222.81 |
| | 4540 | Other Clubs | 1.80 | 0.00 | 0.00 | 0.00 | 1.80 |
| | 4630 | Science Club | 373.29 | 0.00 | 0.00 | 0.00 | 373.29 |
| | 4680 | Speech Club | 420.00 | 0.00 | 0.00 | 0.00 | 420.00 |
| | 4710 | Student Council | 3,016.34 | 0.00 | 350.00 | 0.00 | 2,666.34 |
| | 4750 | Volunteer Club | 1,951.40 | 0.00 | 0.00 | 0.00 | 1,951.40 |
| | 4770 | Yearbook | 17,832.39 | 0.00 | 8,376.32 | 0.00 | 9,456.07 |
| | 4780 | Youth to Youth | 0.00 | 0.00 | 0.00 | 0.00 | 0.00 |
| | | D Totals: | 43,970.57 | 1,040.00 | 8,851.32 | 0.00 | 36,159.25 |

Current Cash Balance

Sorted by Site ID, Group ID, Activity ID.
From 01/01/2022 to 01/31/2022.

| Site ID Group ID | Site Name Group Name | Activity ID | Activity Name | Beginning Cash | Receipts | Disbursements | Adjustments | Cash Balance |
|---------------------|---------------------------------|-------------|--|------------------|------------------|------------------|-------------|------------------|
| E | ADMINISTRATIVE CUSTODIAL | | | | | | | |
| | 5027 | | Fines-Textbooks | 0.00 | 0.00 | 0.00 | 0.00 | 0.00 |
| | 5040 | | Fundraising-General | 2,013.86 | 583.30 | 69.34 | 0.00 | 2,527.82 |
| | 5050 | | HAL | 395.91 | 0.00 | 0.00 | 0.00 | 395.91 |
| | 5060 | | Hospitality | 1,646.42 | 0.00 | 0.00 | 0.00 | 1,646.42 |
| | 5070 | | Library | 8,324.69 | 0.00 | 150.00 | 0.00 | 8,174.69 |
| | 5100 | | Other Adm Custodial | 0.00 | 0.00 | 0.00 | 0.00 | 0.00 |
| | 5115 | | Field Trips-Curriculum Related | 5,687.66 | 0.00 | 0.00 | 0.00 | 5,687.66 |
| | 5120 | | P.E. | 928.80 | 0.00 | 0.00 | 0.00 | 928.80 |
| | 5127 | | 6th Grade Field Trips-Curriculum Related | 0.00 | 0.00 | 0.00 | 0.00 | 0.00 |
| | 5128 | | 7th Grade Field Trips-Curriculum Related | 30.00 | 0.00 | 0.00 | 0.00 | 30.00 |
| | 5129 | | 8th Grade Field Trips-Curriculum Related | 0.00 | 0.00 | 0.00 | 0.00 | 0.00 |
| | 5140 | | PayBac | 3,374.79 | 0.00 | 0.00 | 0.00 | 3,374.79 |
| | 5165 | | Logo Sales | 14,442.66 | 0.00 | 757.24 | 0.00 | 13,685.42 |
| | 5175 | | Student Scholarships | 1,536.06 | 0.00 | 0.00 | 0.00 | 1,536.06 |
| | 5180 | | Teacher Fund/Grants | 363.01 | 0.00 | 0.00 | 0.00 | 363.01 |
| | 5185 | | Technology | 0.00 | 0.00 | 0.00 | 0.00 | 0.00 |
| | 5191 | | 6th Grade | 0.00 | 0.00 | 0.00 | 0.00 | 0.00 |
| | 5192 | | 7th Grade | 0.00 | 0.00 | 0.00 | 0.00 | 0.00 |
| | 5193 | | 8th Grade | 0.00 | 0.00 | 0.00 | 0.00 | 0.00 |
| | E Totals: | | | 38,743.86 | 583.30 | 976.58 | 0.00 | 38,350.58 |
| Q | STUDENT FEE FUND | | | | | | | |
| | 7060 | | 6th Grade Field Trips | 0.00 | 0.00 | 0.00 | 0.00 | 0.00 |
| | 7070 | | 7th Grade Field Trips | 0.00 | 0.00 | 0.00 | 0.00 | 0.00 |
| | 7080 | | 8th Grade Field Trips | 0.00 | 0.00 | 0.00 | 0.00 | 0.00 |
| | 7100 | | After School Program | 45,128.48 | 4,724.00 | 8,886.24 | 0.00 | 40,966.24 |
| | 7140 | | Mini-Classes | 0.00 | 0.00 | 0.00 | 0.00 | 0.00 |
| | 7150 | | Jumpstart | 0.00 | 0.00 | 0.00 | 0.00 | 0.00 |
| | 7160 | | Participation Fees - Athletics | 1,269.50 | 1,640.00 | 100.00 | 0.00 | 2,809.50 |
| | 7170 | | Participation Fees - Clubs & Orgs | 40.00 | 0.00 | 0.00 | 0.00 | 40.00 |
| | 7195 | | HAL Field Trips | 0.00 | 0.00 | 0.00 | 0.00 | 0.00 |
| | 7901 | | Student Transportation | 3,531.78 | 4,268.22 | 4,080.00 | 0.00 | 3,720.00 |
| | Q Totals: | | | 49,969.76 | 10,632.22 | 13,066.24 | 0.00 | 47,535.74 |
| S | ATHLETIC | | | | | | | |
| | 9050 | | Athletic-General | 139.82 | 2,500.00 | 0.00 | 0.00 | 2,639.82 |
| | 9070 | | Miscellaneous Receipts | 0.00 | 0.00 | 0.00 | 0.00 | 0.00 |
| | S Totals: | | | 139.82 | 2,500.00 | 0.00 | 0.00 | 2,639.82 |

Current Cash Balance

Sorted by Site ID, Group ID, Activity ID.
From 01/01/2022 to 01/31/2022.

| Site ID | Site Name | | Beginning Cash | Receipts | Disbursements | Adjustments | Cash Balance |
|----------------------|---------------|--------------------|----------------|-----------|---------------|-------------|--------------|
| Group ID | Group Name | | | | | | |
| Activity ID | Activity Name | | | | | | |
| KMS Activity Totals: | | | 194,213.18 | 15,547.06 | 23,657.22 | 0.00 | 186,103.02 |
| | | Begin Balance | | Receipts | Disbursements | Adjustments | End Balance |
| | | KMS Checking: | | 15,547.06 | 23,657.22 | | |
| | | KMS Investment: | | | | | |
| | | KMS Bank Balances: | 194,213.18 | 15,547.06 | 23,657.22 | 0.00 | 186,103.02 |

Current Cash Balance

Sorted by Site ID, Group ID, Activity ID.

From 01/01/2022 to 01/31/2022.

| Site ID | Site Name | Beginning Cash | Receipts | Disbursements | Adjustments | Cash Balance |
|--|--|------------------|-------------|-----------------|-------------|------------------|
| Group ID | Group Name | | | | | |
| Activity ID | Activity Name | | | | | |
| Neihardt Neihardt Elementary School | | | | | | |
| A | ACTIVITY GENERAL | | | | | |
| 1010 | General Admin | 16,490.03 | 1.55 | 518.75 | 0.00 | 15,972.83 |
| 1018 | School Pay Fees | -0.25 | 0.00 | 0.00 | 0.00 | -0.25 |
| 1030 | Staff Vending | 101.00 | 0.00 | 0.00 | 0.00 | 101.00 |
| 1105 | Laptop Insurance | 0.00 | 0.00 | 0.00 | 0.00 | 0.00 |
| 1106 | Laptop Loss/Damage | 14.00 | 0.00 | 0.00 | 0.00 | 14.00 |
| A Totals: | | 16,604.78 | 1.55 | 518.75 | 0.00 | 16,087.58 |
| D | CLUBS AND ORGANIZATIONS | | | | | |
| 4140 | Choir | 686.20 | 0.00 | 0.00 | 0.00 | 686.20 |
| 4620 | Safety Patrol | 0.00 | 0.00 | 0.00 | 0.00 | 0.00 |
| 4710 | Student Council | 842.15 | 0.00 | 0.00 | 0.00 | 842.15 |
| 4770 | Yearbook | 2,842.57 | 0.00 | 0.00 | 0.00 | 2,842.57 |
| D Totals: | | 4,370.92 | 0.00 | 0.00 | 0.00 | 4,370.92 |
| E | ADMINISTRATIVE CUSTODIAL | | | | | |
| 5015 | Circle of Friends | 0.00 | 0.00 | 0.00 | 0.00 | 0.00 |
| 5035 | Fuel Up to Play 60 | 285.85 | 0.00 | 0.00 | 0.00 | 285.85 |
| 5040 | Fundraising-General | 7,195.76 | 0.00 | 0.00 | 0.00 | 7,195.76 |
| 5070 | Library | 4,102.31 | 0.00 | 0.00 | 0.00 | 4,102.31 |
| 5110 | Other Student Activities | 0.00 | 0.00 | 0.00 | 0.00 | 0.00 |
| 5121 | KG Field Trips-Curriculum Related | -143.13 | 0.00 | 0.00 | 0.00 | -143.13 |
| 5122 | 1st Grade Field Trips-Curriculum Related | -536.98 | 0.00 | 0.00 | 0.00 | -536.98 |
| 5123 | 2nd Grade Field Trips-Curriculum Related | 742.57 | 0.00 | 365.48 | 0.00 | 377.09 |
| 5124 | 3rd Grade Field Trips-Curriculum Related | 1,186.55 | 0.00 | 510.34 | 0.00 | 676.21 |
| 5125 | 4th Grade Field Trips-Curriculum Related | 0.00 | 0.00 | 0.00 | 0.00 | 0.00 |
| 5126 | 5th Grade Field Trips-Curriculum Related | 0.00 | 0.00 | 0.00 | 0.00 | 0.00 |
| 5140 | PayBac | 3,132.12 | 0.00 | 146.50 | 0.00 | 2,985.62 |
| E Totals: | | 15,965.05 | 0.00 | 1,022.32 | 0.00 | 14,942.73 |
| Q | STUDENT FEE FUND | | | | | |
| 7900 | Field Trips-Other | 0.00 | 0.00 | 0.00 | 0.00 | 0.00 |
| Q Totals: | | 0.00 | 0.00 | 0.00 | 0.00 | 0.00 |
| Neihardt Activity Totals: | | 36,940.75 | 1.55 | 1,541.07 | 0.00 | 35,401.23 |

| | Begin Balance | Transfers | Receipts | Disbursements | Adjustments | End Balance |
|--------------------------------|------------------|-----------|-------------|-----------------|-------------|------------------|
| Neihardt Checking: | | | 1.55 | 1,541.07 | | |
| Neihardt Investment: | | | | | | |
| Neihardt Bank Balances: | 36,940.75 | | 1.55 | 1,541.07 | 0.00 | 35,401.23 |

Current Cash Balance

Sorted by Site ID, Group ID, Activity ID.
From 01/01/2022 to 01/31/2022.

| Site ID | Site Name | | | | | |
|-------------|---------------------------------------|------------------|-----------------|-----------------|-------------|------------------|
| Group ID | Group Name | | | | | |
| Activity ID | Activity Name | Beginning Cash | Receipts | Disbursements | Adjustments | Cash Balance |
| NMS | North Middle School | | | | | |
| A | ACTIVITY GENERAL | | | | | |
| 1010 | General Admin | 19,718.17 | 2,529.71 | 443.30 | 0.00 | 21,804.58 |
| 1016 | Rev Trak Fees | 0.00 | 0.00 | 0.00 | 0.00 | 0.00 |
| 1018 | School Pay Fees | -136.28 | 213.23 | 13.00 | 0.00 | 63.95 |
| 1030 | Staff Vending | -1.25 | 0.00 | 0.00 | 0.00 | -1.25 |
| 1035 | Student Vending | 0.00 | 0.00 | 0.00 | 0.00 | 0.00 |
| 1036 | NMS Spiritwear | 4,757.38 | 0.00 | 0.00 | 0.00 | 4,757.38 |
| 1037 | Mustang Express-O | 1,172.62 | 0.00 | 0.00 | 0.00 | 1,172.62 |
| 1040 | Donations | 42,062.16 | 795.00 | 421.58 | 0.00 | 42,435.58 |
| 1052 | Service Learning | 32.00 | 0.00 | 0.00 | 0.00 | 32.00 |
| 1105 | Laptop Insurance | 80.00 | 100.00 | 140.00 | 0.00 | 40.00 |
| 1106 | Laptop Loss/Damage | 737.00 | 813.00 | 775.00 | 0.00 | 775.00 |
| 1170 | Wellness | 0.00 | 0.00 | 0.00 | 0.00 | 0.00 |
| | A Totals: | 68,421.80 | 4,450.94 | 1,792.88 | 0.00 | 71,079.86 |
| B | Athletics-Girls | | | | | |
| 2003 | Entry Fees - Girls | 0.00 | 0.00 | 0.00 | 0.00 | 0.00 |
| 2013 | Misc. Expenditures - Girls | -1,685.10 | 0.00 | 320.00 | 0.00 | -2,005.10 |
| 2063 | Misc. Expenditures - Girls Basketball | 0.00 | 0.00 | 0.00 | 0.00 | 0.00 |
| | B Totals: | -1,685.10 | 0.00 | 320.00 | 0.00 | -2,005.10 |
| C | Athletics-Boys | | | | | |
| 3003 | Entry Fees - Boys | 0.00 | 0.00 | 0.00 | 0.00 | 0.00 |
| 3013 | Misc. Expenditures - Boys | -3,018.92 | 0.00 | 923.70 | 0.00 | -3,942.62 |
| 3515 | Misc. Expenditures - Boys Football | 0.00 | 0.00 | 0.00 | 0.00 | 0.00 |
| | C Totals: | -3,018.92 | 0.00 | 923.70 | 0.00 | -3,942.62 |

Current Cash Balance

Sorted by Site ID, Group ID, Activity ID.
From 01/01/2022 to 01/31/2022.

| Site ID Group ID | Site Name Group Name | Activity ID | Activity Name | Beginning Cash | Receipts | Disbursements | Adjustments | Cash Balance |
|---------------------|--------------------------|-------------|--|----------------|----------|---------------|-------------|--------------|
| D | CLUBS AND ORGANIZATIONS | | | | | | | |
| | 4040 | | Art | 435.65 | 0.00 | 0.00 | 0.00 | 435.65 |
| | 4045 | | Art Projects | 362.69 | 0.00 | 0.00 | 0.00 | 362.69 |
| | 4059 | | Band Camp | 8.00 | 0.00 | 0.00 | 0.00 | 8.00 |
| | 4060 | | Band | 150.03 | 10.00 | 0.00 | 0.00 | 160.03 |
| | 4130 | | Chess Club | 0.00 | 0.00 | 0.00 | 0.00 | 0.00 |
| | 4140 | | Choir | -212.74 | 0.00 | 0.00 | 0.00 | -212.74 |
| | 4170 | | Cross Country Club | 168.71 | 0.00 | 0.00 | 0.00 | 168.71 |
| | 4220 | | Drama Club | 18,310.70 | 110.00 | 7,823.50 | 0.00 | 10,597.20 |
| | 4260 | | FCS Club | 0.00 | 0.00 | 0.00 | 0.00 | 0.00 |
| | 4265 | | FCS Projects | 0.00 | 0.00 | 0.00 | 0.00 | 0.00 |
| | 4290 | | Forensics | 101.00 | 0.00 | 0.00 | 0.00 | 101.00 |
| | 4370 | | Industrial Arts | 1,066.64 | 0.00 | 0.00 | 0.00 | 1,066.64 |
| | 4380 | | International Club | 307.10 | 0.00 | 0.00 | 0.00 | 307.10 |
| | 4530 | | Orchestra | 1,057.95 | 0.00 | 0.00 | 0.00 | 1,057.95 |
| | 4540 | | Other Clubs | 0.00 | 0.00 | 0.00 | 0.00 | 0.00 |
| | 4600 | | Robotics & Engineering Club | 321.49 | 0.00 | 0.00 | 0.00 | 321.49 |
| | 4645 | | Show Choir | 4,457.74 | 1,925.00 | 575.00 | 0.00 | 5,807.74 |
| | 4710 | | Student Council | 14,238.06 | 1,281.00 | 488.10 | 0.00 | 15,030.96 |
| | 4726 | | Unified Sports | 605.52 | 0.00 | 0.00 | 0.00 | 605.52 |
| | 4729 | | Unified Classroom | 114.09 | 0.00 | 0.00 | 0.00 | 114.09 |
| | 4750 | | Volunteer Club | 0.00 | 0.00 | 0.00 | 0.00 | 0.00 |
| | 4770 | | Yearbook | 5,199.39 | 0.00 | 4,308.61 | 0.00 | 890.78 |
| | 4780 | | Youth to Youth | 141.06 | 0.00 | 0.00 | 0.00 | 141.06 |
| | D Totals: | | | 46,833.08 | 3,326.00 | 13,195.21 | 0.00 | 36,963.87 |
| E | ADMINISTRATIVE CUSTODIAL | | | | | | | |
| | 5020 | | Fines | 361.22 | 0.00 | 0.00 | 0.00 | 361.22 |
| | 5027 | | Fines-Textbooks | 82.90 | 0.00 | 0.00 | 0.00 | 82.90 |
| | 5040 | | Fundraising-General | 21,396.96 | 69.20 | 0.00 | 0.00 | 21,466.16 |
| | 5050 | | HAL | 246.25 | 0.00 | 0.00 | 0.00 | 246.25 |
| | 5060 | | Hospitality | 729.72 | 544.00 | 162.54 | 0.00 | 1,111.18 |
| | 5070 | | Library | 4,353.77 | 0.00 | 324.65 | 0.00 | 4,029.12 |
| | 5100 | | Other Adm Custodial | 3,992.42 | 0.00 | 0.00 | 0.00 | 3,992.42 |
| | 5115 | | Field Trips-Curriculum Related | 0.00 | 0.00 | 0.00 | 0.00 | 0.00 |
| | 5120 | | P.E. | 0.00 | 0.00 | 0.00 | 0.00 | 0.00 |
| | 5127 | | 6th Grade Field Trips-Curriculum Related | 325.80 | 0.00 | 0.00 | 0.00 | 325.80 |
| | 5128 | | 7th Grade Field Trips-Curriculum Related | 0.00 | 0.00 | 0.00 | 0.00 | 0.00 |
| | 5129 | | 8th Grade Field Trips-Curriculum Related | 0.00 | 0.00 | 0.00 | 0.00 | 0.00 |
| | 5175 | | Student Scholarships | 0.00 | 0.00 | 0.00 | 0.00 | 0.00 |
| | 5200 | | Outdoor Learning Environment | 1,280.00 | 0.00 | 0.00 | 0.00 | 1,280.00 |
| | 5215 | | Special Events | 2,596.59 | 0.00 | 0.00 | 0.00 | 2,596.59 |
| | 5220 | | Site Improvements | 15,153.13 | 0.00 | 0.00 | 0.00 | 15,153.13 |
| | E Totals: | | | 50,518.76 | 613.20 | 487.19 | 0.00 | 50,644.77 |

Current Cash Balance

Sorted by Site ID, Group ID, Activity ID.

From 01/01/2022 to 01/31/2022.

| Site ID | Site Name | | Beginning Cash | Receipts | Disbursements | Adjustments | Cash Balance |
|----------|-------------------------|-----------------------------------|-------------------|------------------|------------------|-------------|-------------------|
| Group ID | Group Name | Activity ID Activity Name | | | | | |
| Q | STUDENT FEE FUND | | | | | | |
| | 7060 | 6th Grade Field Trips | 0.00 | 0.00 | 0.00 | 0.00 | 0.00 |
| | 7070 | 7th Grade Field Trips | 0.00 | 0.00 | 0.00 | 0.00 | 0.00 |
| | 7080 | 8th Grade Field Trips | 0.00 | 0.00 | 0.00 | 0.00 | 0.00 |
| | 7100 | After School Program | 59,785.79 | 11,600.00 | 7,605.36 | 0.00 | 63,780.43 |
| | 7150 | Jumpstart | 610.49 | 0.00 | 0.00 | 0.00 | 610.49 |
| | 7160 | Participation Fees - Athletics | 6,185.00 | 1,400.00 | 0.00 | 0.00 | 7,585.00 |
| | 7170 | Participation Fees - Clubs & Orgs | 180.00 | 240.00 | 0.00 | 0.00 | 420.00 |
| | 7195 | HAL Field Trips | 0.00 | 0.00 | 0.00 | 0.00 | 0.00 |
| | 7200 | Outdoor Ed | -672.47 | 0.00 | 0.00 | 0.00 | -672.47 |
| | 7900 | Field Trips-Other | 0.00 | 0.00 | 0.00 | 0.00 | 0.00 |
| | 7901 | Student Transportation | 1,530.00 | 1,050.00 | 1,440.00 | 0.00 | 1,140.00 |
| | | Q Totals: | 67,618.81 | 14,290.00 | 9,045.36 | 0.00 | 72,863.45 |
| S | ATHLETIC | | | | | | |
| | 9030 | Concessions | 0.00 | 0.00 | 0.00 | 0.00 | 0.00 |
| | 9050 | Athletic-General | 302.51 | 700.00 | 0.00 | 0.00 | 1,002.51 |
| | 9070 | Miscellaneous Receipts | 0.00 | 0.00 | 0.00 | 0.00 | 0.00 |
| | 9110 | Activities | 0.00 | 0.00 | 0.00 | 0.00 | 0.00 |
| | | S Totals: | 302.51 | 700.00 | 0.00 | 0.00 | 1,002.51 |
| | | NMS Activity Totals: | 228,990.94 | 23,380.14 | 25,764.34 | 0.00 | 226,606.74 |

| | Begin Balance | Transfers | Receipts | Disbursements | Adjustments | End Balance |
|---------------------------|-------------------|-----------|------------------|------------------|-------------|-------------------|
| NMS Checking: | | | 23,380.14 | 25,764.34 | | |
| NMS Investment: | | | | | | |
| NMS Bank Balances: | 228,990.94 | | 23,380.14 | 25,764.34 | 0.00 | 226,606.74 |

Current Cash Balance

Sorted by Site ID, Group ID, Activity ID.
From 01/01/2022 to 01/31/2022.

| Site ID | Site Name | | | | | |
|-------------|-------------------------------|-----------------|-----------------|---------------|---------------|-----------------|
| Group ID | Group Name | | | | | |
| Activity ID | Activity Name | Beginning Cash | Receipts | Disbursements | Adjustments | Cash Balance |
| RMS | Russell Middle School | | | | | |
| A | ACTIVITY GENERAL | | | | | |
| 1010 | General Admin | -1,240.19 | 2,524.24 | 604.60 | 0.00 | 679.45 |
| 1018 | School Pay Fees | 145.76 | -155.05 | 0.00 | 0.00 | -9.29 |
| 1030 | Staff Vending | 7.91 | 0.00 | 0.00 | 0.00 | 7.91 |
| 1035 | Student Vending | 186.92 | 0.00 | 0.00 | 0.00 | 186.92 |
| 1039 | Donations-Special Projects | 0.00 | 0.00 | 0.00 | 0.00 | 0.00 |
| 1040 | Donations | 910.91 | 0.00 | 0.00 | 0.00 | 910.91 |
| 1041 | Donations Students | 308.29 | 0.00 | 0.00 | 0.00 | 308.29 |
| 1048 | Parent Involvement Activities | 0.00 | 0.00 | 0.00 | 0.00 | 0.00 |
| 1049 | Food Pantry | 0.00 | 0.00 | 0.00 | 0.00 | 0.00 |
| 1070 | Start Up Cash | 0.00 | 0.00 | 0.00 | 0.00 | 0.00 |
| 1105 | Laptop Insurance | 20.00 | 0.00 | 0.00 | 0.00 | 20.00 |
| 1106 | Laptop Loss/Damage | 719.00 | 448.00 | 0.00 | 0.00 | 1,167.00 |
| | A Totals: | 1,058.60 | 2,817.19 | 604.60 | 0.00 | 3,271.19 |
| B | Athletics-Girls | | | | | |
| 2013 | Misc. Expenditures - Girls | 22.29 | 0.00 | 712.50 | 675.00 | -15.21 |
| | B Totals: | 22.29 | 0.00 | 712.50 | 675.00 | -15.21 |
| C | Athletics-Boys | | | | | |
| 3013 | Misc. Expenditures - Boys | 2,196.82 | 180.00 | 586.86 | 440.00 | 2,229.96 |
| | C Totals: | 2,196.82 | 180.00 | 586.86 | 440.00 | 2,229.96 |

Current Cash Balance

Sorted by Site ID, Group ID, Activity ID.
From 01/01/2022 to 01/31/2022.

| Site ID | Site Name | | | | | |
|-------------|-----------------------------|----------------|----------|---------------|-------------|--------------|
| Group ID | Group Name | | | | | |
| Activity ID | Activity Name | Beginning Cash | Receipts | Disbursements | Adjustments | Cash Balance |
| D | CLUBS AND ORGANIZATIONS | | | | | |
| 4040 | Art | 448.82 | 0.00 | 0.00 | 15.00 | 463.82 |
| 4046 | Crafts | 106.39 | 0.00 | 58.76 | 95.00 | 142.63 |
| 4059 | Band Camp | 0.00 | 0.00 | 0.00 | 0.00 | 0.00 |
| 4060 | Band | 2,832.36 | 0.00 | 1,462.62 | 225.00 | 1,594.74 |
| 4170 | Cross Country Club | 1,890.60 | 0.00 | 0.00 | 0.00 | 1,890.60 |
| 4180 | Culinary | 1,973.85 | 0.00 | 209.23 | 351.00 | 2,115.62 |
| 4260 | FCS Club | 0.00 | 0.00 | 0.00 | 0.00 | 0.00 |
| 4261 | FCS Camp | 0.00 | 0.00 | 0.00 | 0.00 | 0.00 |
| 4324 | Esports | 2,921.22 | 0.00 | 170.26 | 0.00 | 2,750.96 |
| 4370 | Industrial Arts | 4,099.78 | 305.50 | 81.86 | 0.00 | 4,323.42 |
| 4500 | Music | 17,129.17 | 830.00 | 801.48 | 925.00 | 18,082.69 |
| 4503 | Music-Musicals | 5,097.28 | 0.00 | 0.00 | 0.00 | 5,097.28 |
| 4530 | Orchestra | 2,295.51 | 0.00 | 423.09 | 0.00 | 1,872.42 |
| 4532 | Summer Camps | 0.00 | 0.00 | 0.00 | 0.00 | 0.00 |
| 4533 | Orchestra Camp | 0.00 | 0.00 | 0.00 | 0.00 | 0.00 |
| 4540 | Other Clubs | 0.00 | 0.00 | 0.00 | 0.00 | 0.00 |
| 4600 | Robotics & Engineering Club | 0.00 | 0.00 | 0.00 | 0.00 | 0.00 |
| 4641 | School Spirit Leaders Club | 0.00 | 0.00 | 0.00 | 0.00 | 0.00 |
| 4647 | Show Choir Camp | 0.00 | 0.00 | 0.00 | 0.00 | 0.00 |
| 4710 | Student Council | 4,287.39 | 0.00 | 1,171.80 | 0.00 | 3,115.59 |
| 4750 | Volunteer Club | 0.00 | 0.00 | 0.00 | 0.00 | 0.00 |
| 4770 | Yearbook | 2,614.51 | 0.00 | 0.00 | 0.00 | 2,614.51 |
| D Totals: | | 45,696.88 | 1,135.50 | 4,379.10 | 1,611.00 | 44,064.28 |

Current Cash Balance

Sorted by Site ID, Group ID, Activity ID.

From 01/01/2022 to 01/31/2022.

| Site ID Group ID | Site Name Group Name | Activity ID | Activity Name | Beginning Cash | Receipts | Disbursements | Adjustments | Cash Balance | |
|---------------------|---------------------------------|-------------|--|----------------------|------------------|------------------|----------------------|--------------------|--------------------|
| E | ADMINISTRATIVE CUSTODIAL | | | | | | | | |
| | 5008 | | Surplus Sales | 4,400.79 | 0.00 | 217.98 | 0.00 | 4,182.81 | |
| | 5013 | | Carnival | 0.00 | 0.00 | 0.00 | 0.00 | 0.00 | |
| | 5025 | | Fines - Library Book | 0.00 | 0.00 | 0.00 | 0.00 | 0.00 | |
| | 5027 | | Fines-Textbooks | 0.00 | 0.00 | 0.00 | 0.00 | 0.00 | |
| | 5030 | | Counseling Center | 192.61 | 0.00 | 0.00 | 0.00 | 192.61 | |
| | 5040 | | Fundraising-General | 951.63 | 0.00 | 317.77 | 0.00 | 633.86 | |
| | 5060 | | Hospitality | 124.67 | 0.00 | 0.00 | 0.00 | 124.67 | |
| | 5070 | | Library | 1,501.35 | 0.00 | 373.94 | 0.00 | 1,127.41 | |
| | 5095 | | Montessori Fundraising | 1,812.26 | 192.00 | 1,190.52 | 0.00 | 813.74 | |
| | 5100 | | Other Adm Custodial | 100.00 | 0.00 | 0.00 | 0.00 | 100.00 | |
| | 5110 | | Other Student Activities | 0.00 | 0.00 | 0.00 | 0.00 | 0.00 | |
| | 5112 | | Montessori Field Trips | 7,064.74 | 817.25 | 0.00 | 0.00 | 7,881.99 | |
| | 5114 | | Montessori 6th | 0.00 | 0.00 | 0.00 | 0.00 | 0.00 | |
| | 5115 | | Field Trips-Curriculum Related | 0.00 | 0.00 | 0.00 | 0.00 | 0.00 | |
| | 5119 | | Montessori 6-8 | 5,120.53 | 0.00 | 1,328.48 | 0.00 | 3,792.05 | |
| | 5120 | | P.E. | 0.00 | 0.00 | 0.00 | 0.00 | 0.00 | |
| | 5127 | | 6th Grade Field Trips-Curriculum Related | 0.00 | 0.00 | 0.00 | 0.00 | 0.00 | |
| | 5128 | | 7th Grade Field Trips-Curriculum Related | 651.00 | 0.00 | 0.00 | 0.00 | 651.00 | |
| | 5129 | | 8th Grade Field Trips-Curriculum Related | 0.00 | 0.00 | 0.00 | 0.00 | 0.00 | |
| | 5165 | | Logo Sales | 678.12 | 650.15 | 362.16 | 0.00 | 966.11 | |
| | E Totals: | | | 22,597.70 | 1,659.40 | 3,790.85 | 0.00 | 20,466.25 | |
| Q | STUDENT FEE FUND | | | | | | | | |
| | 7100 | | After School Program | 15,910.77 | 2,440.00 | 1,943.19 | 0.00 | 16,407.58 | |
| | 7150 | | Jumpstart | 3,639.99 | 0.00 | 989.29 | 0.00 | 2,650.70 | |
| | 7160 | | Participation Fees - Athletics | 675.00 | 1,840.00 | 0.00 | -1,115.00 | 1,400.00 | |
| | 7170 | | Participation Fees - Clubs & Orgs | 1,601.00 | 154.00 | 0.00 | -1,625.00 | 130.00 | |
| | 7900 | | Field Trips-Other | 0.00 | 0.00 | 0.00 | 0.00 | 0.00 | |
| | 7901 | | Student Transportation | 990.00 | 660.00 | 990.00 | 0.00 | 660.00 | |
| | Q Totals: | | | 22,816.76 | 5,094.00 | 3,922.48 | -2,740.00 | 21,248.28 | |
| S | ATHLETIC | | | | | | | | |
| | 9030 | | Concessions | 0.00 | 0.00 | 0.00 | 0.00 | 0.00 | |
| | 9050 | | Athletic-General | 1,990.05 | 600.00 | 33.53 | 0.00 | 2,556.52 | |
| | S Totals: | | | 1,990.05 | 600.00 | 33.53 | 0.00 | 2,556.52 | |
| | RMS Activity Totals: | | | 96,379.10 | 11,486.09 | 14,029.92 | -14.00 | 93,821.27 | |
| | | | | Begin Balance | Transfers | Receipts | Disbursements | Adjustments | End Balance |
| RMS Checking: | | | | | | 11,486.09 | 14,029.92 | | |
| RMS Investment: | | | | | | | | | |
| RMS Bank Balances: | | | | 96,379.10 | | 11,486.09 | 14,029.92 | -14.00 | 93,821.27 |

Current Cash Balance

Sorted by Site ID, Group ID, Activity ID.
From 01/01/2022 to 01/31/2022.

| Site ID | Site Name | Beginning Cash | Receipts | Disbursements | Adjustments | Cash Balance |
|-------------|--------------------------------|----------------|----------|---------------|-------------|--------------|
| Group ID | Group Name | | | | | |
| Activity ID | Activity Name | | | | | |
| Horizon | Keith Lutz Horizon High School | | | | | |
| A | ACTIVITY GENERAL | | | | | |
| 1010 | General Admin | 4,401.60 | 1,000.32 | 0.00 | 0.00 | 5,401.92 |
| 1016 | Rev Trak Fees | 0.00 | 0.00 | 0.00 | 0.00 | 0.00 |
| 1018 | School Pay Fees | -53.75 | 2.72 | 0.00 | 0.00 | -51.03 |
| 1030 | Staff Vending | 214.01 | 0.00 | 0.00 | 0.00 | 214.01 |
| 1105 | Laptop Insurance | 0.00 | 0.00 | 0.00 | 0.00 | 0.00 |
| 1106 | Laptop Loss/Damage | 108.00 | 75.00 | 108.00 | 0.00 | 75.00 |
| | A Totals: | 4,669.86 | 1,078.04 | 108.00 | 0.00 | 5,639.90 |
| D | CLUBS AND ORGANIZATIONS | | | | | |
| 4365 | HOSA | 1,499.57 | 0.00 | 0.00 | 0.00 | 1,499.57 |
| 4650 | Skills USA | 0.00 | 0.00 | 0.00 | 0.00 | 0.00 |
| 4710 | Student Council | 588.04 | 0.00 | 0.00 | 0.00 | 588.04 |
| 4770 | Yearbook | 0.00 | 0.00 | 0.00 | 0.00 | 0.00 |
| 4790 | BLM Academy | 0.00 | 0.00 | 0.00 | 0.00 | 0.00 |
| | D Totals: | 2,087.61 | 0.00 | 0.00 | 0.00 | 2,087.61 |
| E | ADMINISTRATIVE CUSTODIAL | | | | | |
| 5025 | Fines - Library Book | 180.63 | 0.00 | 0.00 | 0.00 | 180.63 |
| 5027 | Fines-Textbooks | 3.45 | 0.00 | 0.00 | 0.00 | 3.45 |
| 5040 | Fundraising-General | 430.96 | 0.00 | 0.00 | 0.00 | 430.96 |
| 5115 | Field Trips-Curriculum Related | 0.00 | 0.00 | 0.00 | 0.00 | 0.00 |
| | E Totals: | 615.04 | 0.00 | 0.00 | 0.00 | 615.04 |
| S | ATHLETIC | | | | | |
| 9070 | Miscellaneous Receipts | 0.00 | 0.00 | 0.00 | 0.00 | 0.00 |
| | S Totals: | 0.00 | 0.00 | 0.00 | 0.00 | 0.00 |
| | Horizon Activity Totals: | 7,372.51 | 1,078.04 | 108.00 | 0.00 | 8,342.55 |

| | Begin Balance | Transfers | Receipts | Disbursements | Adjustments | End Balance |
|------------------------|---------------|-----------|----------|---------------|-------------|-------------|
| Horizon Checking: | | | 1,078.04 | 108.00 | | |
| Horizon Investment: | | | | | | |
| Horizon Bank Balances: | 7,372.51 | | 1,078.04 | 108.00 | 0.00 | 8,342.55 |

Current Cash Balance

Sorted by Site ID, Group ID, Activity ID.
From 01/01/2022 to 01/31/2022.

| Site ID | Site Name | | | | | |
|-------------|---------------------------|----------------|-----------|---------------|-------------|--------------|
| Group ID | Group Name | | | | | |
| Activity ID | Activity Name | Beginning Cash | Receipts | Disbursements | Adjustments | Cash Balance |
| NHS | Millard North High School | | | | | |
| A | ACTIVITY GENERAL | | | | | |
| 1010 | General Admin | 9,306.67 | 100.00 | 563.40 | 0.00 | 8,843.27 |
| 1016 | Rev Trak Fees | -1,402.73 | 0.00 | 0.00 | 0.00 | -1,402.73 |
| 1017 | Returned Checks | 0.00 | 0.00 | 0.00 | 0.00 | 0.00 |
| 1018 | School Pay Fees | -1,333.70 | -180.79 | 0.00 | 0.00 | -1,514.49 |
| 1025 | Savings | -328,819.51 | 0.00 | 0.00 | 26,120.78 | -302,698.73 |
| 1030 | Staff Vending | -1,761.96 | 500.00 | 2,039.75 | 0.00 | -3,301.71 |
| 1035 | Student Vending | -385.00 | 47,500.00 | 0.00 | 0.00 | 47,115.00 |
| 1040 | Donations | 2,470.69 | 100.00 | 118.21 | 0.00 | 2,452.48 |
| 1050 | Projects/Support | 628.18 | 0.00 | 0.00 | 0.00 | 628.18 |
| 1070 | Start Up Cash | -5,000.00 | 0.00 | 0.00 | 0.00 | -5,000.00 |
| 1090 | Other Revenue | 6,761.71 | 0.00 | 0.00 | -5,200.00 | 1,561.71 |
| 1105 | Laptop Insurance | 220.00 | 120.00 | 200.00 | 0.00 | 140.00 |
| 1106 | Laptop Loss/Damage | 784.00 | 146.00 | 430.00 | 0.00 | 500.00 |
| 1110 | Extracurr Transportation | -27,551.24 | 0.00 | 3,470.28 | -513.05 | -31,534.57 |
| A Totals: | | -346,082.89 | 48,285.21 | 6,821.64 | 20,407.73 | -284,211.59 |

Current Cash Balance

Sorted by Site ID, Group ID, Activity ID.

From 01/01/2022 to 01/31/2022.

| Site ID Group ID | Site Name Group Name | Activity ID | Activity Name | Beginning Cash | Receipts | Disbursements | Adjustments | Cash Balance |
|---------------------|--|-------------|---------------|----------------|----------|---------------|-------------|--------------|
| B | Athletics-Girls | | | | | | | |
| 2001 | Awards - Girls | | | 0.00 | 0.00 | 0.00 | 0.00 | 0.00 |
| 2002 | Camps - Girls | | | 4,220.82 | 0.00 | 0.00 | 0.00 | 4,220.82 |
| 2003 | Entry Fees - Girls | | | 2,300.92 | 525.00 | 0.00 | 0.00 | 2,825.92 |
| 2004 | Equipment - Girls | | | 0.00 | 0.00 | 0.00 | 0.00 | 0.00 |
| 2005 | Lodging - Girls | | | 0.00 | 0.00 | 0.00 | 0.00 | 0.00 |
| 2006 | Meals - Girls | | | 0.00 | 0.00 | 0.00 | 0.00 | 0.00 |
| 2007 | Officials - Girls | | | 0.00 | 0.00 | 0.00 | 0.00 | 0.00 |
| 2008 | Prof Devel - Girls | | | 0.00 | 0.00 | 0.00 | 0.00 | 0.00 |
| 2009 | Scouting - Girls | | | 0.00 | 0.00 | 0.00 | 0.00 | 0.00 |
| 2010 | Security - Girls | | | -90.00 | 0.00 | 0.00 | 0.00 | -90.00 |
| 2011 | Transportation - Girls | | | 0.00 | 0.00 | 0.00 | 0.00 | 0.00 |
| 2012 | Uniforms/Apparel - Girls | | | 0.00 | 0.00 | 0.00 | 0.00 | 0.00 |
| 2013 | Misc. Expenditures - Girls | | | 0.00 | 0.00 | 0.00 | 0.00 | 0.00 |
| 2051 | Awards - Girls Basketball | | | 0.00 | 0.00 | 0.00 | 0.00 | 0.00 |
| 2052 | Camps - Girls Basketball | | | 5,048.96 | 0.00 | 1,086.12 | 0.00 | 3,962.84 |
| 2053 | Entry Fees - Girls Basketball | | | -75.00 | 0.00 | 110.00 | 0.00 | -185.00 |
| 2054 | Equipment - Girls Basketball | | | -1,015.14 | 0.00 | 0.00 | 0.00 | -1,015.14 |
| 2055 | Lodging - Girls Basketball | | | 0.00 | 0.00 | 0.00 | 0.00 | 0.00 |
| 2056 | Meals - Girls Basketball | | | 0.00 | 0.00 | 0.00 | 0.00 | 0.00 |
| 2057 | Officials - Girls Basketball | | | -2,560.00 | 0.00 | 2,725.00 | 0.00 | -5,285.00 |
| 2058 | Prof. Development - Girls Basketball | | | 0.00 | 0.00 | 0.00 | 0.00 | 0.00 |
| 2059 | Scouting - Girls Basketball | | | 0.00 | 0.00 | 0.00 | 0.00 | 0.00 |
| 2060 | Security - Girls Basketball | | | -150.00 | 0.00 | 540.00 | 0.00 | -690.00 |
| 2061 | Transportation - Girls Basketball | | | -167.74 | 0.00 | 3,255.93 | 0.00 | -3,423.67 |
| 2062 | Uniforms/Apparel - Girls Basketball | | | -2,761.17 | 0.00 | 1,196.30 | 0.00 | -3,957.47 |
| 2063 | Misc. Expenditures - Girls Basketball | | | 0.00 | 0.00 | 0.00 | 0.00 | 0.00 |
| 2101 | Awards - Girls Cross Country | | | 0.00 | 0.00 | 0.00 | 0.00 | 0.00 |
| 2102 | Camps - Girls Cross Country | | | 1,504.27 | 0.00 | 73.41 | 0.00 | 1,430.86 |
| 2103 | Entry Fees - Girls Cross Country | | | -340.00 | 0.00 | 0.00 | 0.00 | -340.00 |
| 2104 | Equipment - Girls Cross Country | | | 0.00 | 0.00 | 0.00 | 0.00 | 0.00 |
| 2105 | Lodging - Girls Cross Country | | | 0.00 | 0.00 | 0.00 | 0.00 | 0.00 |
| 2106 | Meals - Girls Cross Country | | | -76.00 | 0.00 | 0.00 | 0.00 | -76.00 |
| 2107 | Officials - Girls Cross Country | | | 0.00 | 0.00 | 85.00 | 0.00 | -85.00 |
| 2108 | Prof. Development - Girls Cross Country | | | 0.00 | 0.00 | 0.00 | 0.00 | 0.00 |
| 2109 | Scouting - Girls Cross Country | | | 0.00 | 0.00 | 0.00 | 0.00 | 0.00 |
| 2110 | Security - Girls Cross Country | | | 0.00 | 0.00 | 0.00 | 0.00 | 0.00 |
| 2111 | Transportation - Girls Cross Country | | | -1,595.41 | 0.00 | 0.00 | 0.00 | -1,595.41 |
| 2112 | Uniforms/Apparel - Girls Cross Country | | | 0.00 | 0.00 | 0.00 | 0.00 | 0.00 |
| 2113 | Misc. Expenditures - Girls Cross Country | | | 0.00 | 0.00 | 0.00 | 0.00 | 0.00 |
| 2151 | Awards - Girls Golf | | | 0.00 | 0.00 | 0.00 | 0.00 | 0.00 |
| 2152 | Camps - Girls Golf | | | -3,077.44 | 0.00 | 0.00 | 0.00 | -3,077.44 |
| 2153 | Entry Fees - Girls Golf | | | -1,605.00 | 0.00 | 0.00 | 0.00 | -1,605.00 |
| 2154 | Equipment - Girls Golf | | | -1,121.35 | 0.00 | 0.00 | 0.00 | -1,121.35 |
| 2155 | Lodging - Girls Golf | | | -1,199.50 | 0.00 | 0.00 | 0.00 | -1,199.50 |

Current Cash Balance

Sorted by Site ID, Group ID, Activity ID.

From 01/01/2022 to 01/31/2022.

| Site ID Group ID | Site Name Group Name | Activity Name | Beginning Cash | Receipts | Disbursements | Adjustments | Cash Balance |
|---------------------|-------------------------|-------------------------------------|----------------|----------|---------------|-------------|--------------|
| 2156 | | Meals - Girls Golf | -230.00 | 0.00 | 0.00 | 0.00 | -230.00 |
| 2157 | | Officials - Girls Golf | 0.00 | 0.00 | 0.00 | 0.00 | 0.00 |
| 2158 | | Prof. Development - Girls Golf | 0.00 | 0.00 | 0.00 | 0.00 | 0.00 |
| 2159 | | Scouting - Girls Golf | 0.00 | 0.00 | 0.00 | 0.00 | 0.00 |
| 2160 | | Security - Girls Golf | 0.00 | 0.00 | 0.00 | 0.00 | 0.00 |
| 2161 | | Transportation - Girls Golf | 0.00 | 0.00 | 0.00 | 0.00 | 0.00 |
| 2162 | | Uniforms/Apparel - Girls Golf | 0.00 | 0.00 | 0.00 | 0.00 | 0.00 |
| 2163 | | Misc. Expenditures - Girls Golf | -1,294.00 | 0.00 | 0.00 | 0.00 | -1,294.00 |
| 2201 | | Awards - Girls Soccer | 0.00 | 0.00 | 0.00 | 0.00 | 0.00 |
| 2202 | | Camps - Girls Soccer | 9,607.47 | 0.00 | 65.70 | 0.00 | 9,541.77 |
| 2203 | | Entry Fees - Girls Soccer | 0.00 | 0.00 | 0.00 | 0.00 | 0.00 |
| 2204 | | Equipment - Girls Soccer | -1,416.09 | 0.00 | 0.00 | 0.00 | -1,416.09 |
| 2205 | | Lodging - Girls Soccer | 0.00 | 0.00 | 0.00 | 0.00 | 0.00 |
| 2206 | | Meals - Girls Soccer | 0.00 | 0.00 | 0.00 | 0.00 | 0.00 |
| 2207 | | Officials - Girls Soccer | 0.00 | 0.00 | 0.00 | 0.00 | 0.00 |
| 2208 | | Prof. Development - Girls Soccer | 0.00 | 0.00 | 0.00 | 0.00 | 0.00 |
| 2209 | | Scouting - Girls Soccer | 0.00 | 0.00 | 0.00 | 0.00 | 0.00 |
| 2210 | | Security - Girls Soccer | 0.00 | 0.00 | 0.00 | 0.00 | 0.00 |
| 2211 | | Transportation - Girls Soccer | 0.00 | 0.00 | 0.00 | 0.00 | 0.00 |
| 2212 | | Uniforms/Apparel - Girls Soccer | 0.00 | 0.00 | 0.00 | 0.00 | 0.00 |
| 2213 | | Misc. Expenditures - Girls Soccer | 0.00 | 0.00 | 0.00 | 0.00 | 0.00 |
| 2251 | | Awards - Girls Swimming | -326.50 | 0.00 | 0.00 | 0.00 | -326.50 |
| 2252 | | Camps - Girls Swimming | 2,688.10 | 171.62 | 255.00 | 0.00 | 2,604.72 |
| 2253 | | Entry Fees - Girls Swimming | -225.00 | 0.00 | 25.00 | 0.00 | -250.00 |
| 2254 | | Equipment - Girls Swimming | 0.00 | 0.00 | 0.00 | 0.00 | 0.00 |
| 2255 | | Lodging - Girls Swimming | 0.00 | 0.00 | 0.00 | 0.00 | 0.00 |
| 2256 | | Meals - Girls Swimming | 0.00 | 0.00 | 316.61 | 0.00 | -316.61 |
| 2257 | | Officials - Girls Swimming | 0.00 | 0.00 | 617.50 | 0.00 | -617.50 |
| 2258 | | Prof. Development - Girls Swimming | 0.00 | 0.00 | 0.00 | 0.00 | 0.00 |
| 2259 | | Scouting - Girls Swimming | 0.00 | 0.00 | 0.00 | 0.00 | 0.00 |
| 2260 | | Security - Girls Swimming | 0.00 | 0.00 | 0.00 | 0.00 | 0.00 |
| 2261 | | Transportation - Girls Swimming | 0.00 | 0.00 | 325.45 | 0.00 | -325.45 |
| 2262 | | Uniforms/Apparel - Girls Swimming | 0.00 | 0.00 | 18.04 | 0.00 | -18.04 |
| 2263 | | Misc. Expenditures - Girls Swimming | 0.00 | 0.00 | 0.00 | 0.00 | 0.00 |
| 2301 | | Awards - Girls Tennis | -43.00 | 0.00 | 0.00 | 0.00 | -43.00 |
| 2302 | | Camps - Girls Tennis | 2,027.20 | 0.00 | 576.00 | 0.00 | 1,451.20 |
| 2303 | | Entry Fees - Girls Tennis | -669.00 | 0.00 | 0.00 | 0.00 | -669.00 |
| 2304 | | Equipment - Girls Tennis | -148.37 | 0.00 | 0.00 | 0.00 | -148.37 |
| 2305 | | Lodging - Girls Tennis | 0.00 | 0.00 | 0.00 | 0.00 | 0.00 |
| 2306 | | Meals - Girls Tennis | 0.00 | 0.00 | 0.00 | 0.00 | 0.00 |
| 2307 | | Officials - Girls Tennis | 0.00 | 0.00 | 0.00 | 0.00 | 0.00 |
| 2308 | | Prof. Development - Girls Tennis | 0.00 | 0.00 | 0.00 | 0.00 | 0.00 |
| 2309 | | Scouting - Girls Tennis | 0.00 | 0.00 | 0.00 | 0.00 | 0.00 |
| 2310 | | Security - Girls Tennis | 0.00 | 0.00 | 0.00 | 0.00 | 0.00 |
| 2311 | | Transportation - Girls Tennis | 0.00 | 0.00 | 0.00 | 0.00 | 0.00 |

Current Cash Balance

Sorted by Site ID, Group ID, Activity ID.

From 01/01/2022 to 01/31/2022.

| Site ID Group ID | Site Name Group Name | Activity Name | Beginning Cash | Receipts | Disbursements | Adjustments | Cash Balance |
|---------------------|-------------------------|---------------------------------------|----------------|----------|---------------|-------------|--------------|
| 2312 | | Uniforms/Apparel - Girls Tennis | 0.00 | 0.00 | 0.00 | 0.00 | 0.00 |
| 2313 | | Misc. Expenditures - Girls Tennis | 0.00 | 0.00 | 0.00 | 0.00 | 0.00 |
| 2351 | | Awards - Girls Track | -773.87 | 0.00 | 0.00 | 0.00 | -773.87 |
| 2352 | | Camps - Girls Track | 5,663.11 | 0.00 | 0.00 | 0.00 | 5,663.11 |
| 2353 | | Entry Fees - Girls Track | 0.00 | 0.00 | 0.00 | 0.00 | 0.00 |
| 2354 | | Equipment - Girls Track | 0.00 | 0.00 | 0.00 | 0.00 | 0.00 |
| 2355 | | Lodging - Girls Track | 0.00 | 0.00 | 0.00 | 0.00 | 0.00 |
| 2356 | | Meals - Girls Track | 0.00 | 0.00 | 0.00 | 0.00 | 0.00 |
| 2357 | | Officials - Girls Track | 0.00 | 0.00 | 0.00 | 0.00 | 0.00 |
| 2358 | | Prof. Development - Girls Track | 0.00 | 0.00 | 0.00 | 0.00 | 0.00 |
| 2359 | | Scouting - Girls Track | 0.00 | 0.00 | 0.00 | 0.00 | 0.00 |
| 2360 | | Security - Girls Track | 0.00 | 0.00 | 0.00 | 0.00 | 0.00 |
| 2361 | | Transportation - Girls Track | 0.00 | 0.00 | 0.00 | 0.00 | 0.00 |
| 2362 | | Uniforms/Apparel - Girls Track | 0.00 | 0.00 | 0.00 | 0.00 | 0.00 |
| 2363 | | Misc. Expenditures - Girls Track | 0.00 | 0.00 | 0.00 | 0.00 | 0.00 |
| 2401 | | Awards - Girls Volleyball | -172.26 | 0.00 | 0.00 | 0.00 | -172.26 |
| 2402 | | Camps - Girls Volleyball | 3,673.22 | 0.00 | 0.00 | 0.00 | 3,673.22 |
| 2403 | | Entry Fees - Girls Volleyball | -1,085.00 | 0.00 | 0.00 | 0.00 | -1,085.00 |
| 2404 | | Equipment - Girls Volleyball | -1,775.90 | 0.00 | 0.00 | 0.00 | -1,775.90 |
| 2405 | | Lodging - Girls Volleyball | 0.00 | 0.00 | 0.00 | 0.00 | 0.00 |
| 2406 | | Meals - Girls Volleyball | -214.50 | 0.00 | 86.42 | 0.00 | -300.92 |
| 2407 | | Officials - Girls Volleyball | -5,260.00 | 0.00 | 0.00 | 0.00 | -5,260.00 |
| 2408 | | Prof. Development - Girls Volleyball | 0.00 | 0.00 | 0.00 | 0.00 | 0.00 |
| 2409 | | Scouting - Girls Volleyball | 0.00 | 0.00 | 0.00 | 0.00 | 0.00 |
| 2410 | | Security - Girls Volleyball | 0.00 | 0.00 | 0.00 | 0.00 | 0.00 |
| 2411 | | Transportation - Girls Volleyball | -2,219.01 | 0.00 | 0.00 | 0.00 | -2,219.01 |
| 2412 | | Uniforms/Apparel - Girls Volleyball | 0.00 | 0.00 | 0.00 | 0.00 | 0.00 |
| 2413 | | Misc. Expenditures - Girls Volleyball | 0.00 | 0.00 | 0.00 | 0.00 | 0.00 |
| 2451 | | Awards - Girls Softball | -257.50 | 0.00 | 0.00 | 0.00 | -257.50 |
| 2452 | | Camps - Girls Softball | 13,191.60 | 0.00 | 0.00 | 0.00 | 13,191.60 |
| 2453 | | Entry Fees - Girls Softball | -705.00 | 0.00 | 0.00 | 0.00 | -705.00 |
| 2454 | | Equipment - Girls Softball | -298.62 | 0.00 | 0.00 | 0.00 | -298.62 |
| 2455 | | Lodging - Girls Softball | -5,351.11 | 0.00 | 0.00 | 0.00 | -5,351.11 |
| 2456 | | Meals - Girls Softball | -792.00 | 0.00 | 0.00 | 0.00 | -792.00 |
| 2457 | | Officials - Girls Softball | -4,403.00 | 0.00 | 121.00 | 0.00 | -4,524.00 |
| 2458 | | Prof. Development - Girls Softball | 0.00 | 0.00 | 0.00 | 0.00 | 0.00 |
| 2459 | | Scouting - Girls Softball | 0.00 | 0.00 | 0.00 | 0.00 | 0.00 |
| 2460 | | Security - Girls Softball | 0.00 | 0.00 | 0.00 | 0.00 | 0.00 |
| 2461 | | Transportation - Girls Softball | -4,315.64 | 0.00 | 0.00 | 0.00 | -4,315.64 |
| 2462 | | Uniforms/Apparel - Girls Softball | -592.20 | 0.00 | 0.00 | 0.00 | -592.20 |
| 2463 | | Misc. Expenditures - Girls Softball | 0.00 | 0.00 | 0.00 | 0.00 | 0.00 |
| 2501 | | Awards-Girls Bowling | 0.00 | 0.00 | 0.00 | 0.00 | 0.00 |
| 2502 | | Camps-Girls Bowling | -1,142.82 | 0.00 | 0.00 | 0.00 | -1,142.82 |
| 2503 | | Entry Fees-Girls Bowling | -250.00 | 125.00 | 0.00 | 0.00 | -125.00 |
| 2504 | | Equipment-Girls Bowling | 0.00 | 0.00 | 0.00 | 0.00 | 0.00 |

Current Cash Balance

Sorted by Site ID, Group ID, Activity ID.

From 01/01/2022 to 01/31/2022.

| Site ID Group ID | Site Name Group Name | Activity ID | Activity Name | Beginning Cash | Receipts | Disbursements | Adjustments | Cash Balance |
|---------------------|-------------------------|-------------|---|----------------|----------|---------------|-------------|--------------|
| 2505 | | | Lodging-Girls Bowling | 0.00 | 0.00 | 0.00 | 0.00 | 0.00 |
| 2506 | | | Meals-Girls Bowling | 0.00 | 0.00 | 0.00 | 0.00 | 0.00 |
| 2507 | | | Officials-Girls Bowling | 0.00 | 0.00 | 0.00 | 0.00 | 0.00 |
| 2508 | | | Professional Development-Girls Bowling | 0.00 | 0.00 | 0.00 | 0.00 | 0.00 |
| 2509 | | | Scouting-Girls Bowling | 0.00 | 0.00 | 0.00 | 0.00 | 0.00 |
| 2510 | | | Security-Girls Bowling | 0.00 | 0.00 | 0.00 | 0.00 | 0.00 |
| 2511 | | | Transportation-Girls Bowling | 0.00 | 0.00 | 39.43 | 0.00 | -39.43 |
| 2512 | | | Uniforms/Apparel-Girls Bowling | 0.00 | 0.00 | 0.00 | 0.00 | 0.00 |
| 2513 | | | Misc. Expenditures-Girls Bowling | 0.00 | 0.00 | 0.00 | 0.00 | 0.00 |
| 2551 | | | Awards-Girls Wrestling | 0.00 | 0.00 | 0.00 | 0.00 | 0.00 |
| 2552 | | | Camps-Girls Wrestling | 0.00 | 0.00 | 0.00 | 0.00 | 0.00 |
| 2553 | | | Entry Fees-Girls Wrestling | -125.00 | 0.00 | 300.00 | 0.00 | -425.00 |
| 2554 | | | Equipment-Girls Wrestling | -454.73 | 0.00 | 0.00 | 0.00 | -454.73 |
| 2555 | | | Lodging-Girls Wrestling | 0.00 | 0.00 | 0.00 | 0.00 | 0.00 |
| 2556 | | | Meals-Girls Wrestling | 0.00 | 0.00 | 0.00 | 0.00 | 0.00 |
| 2557 | | | Officials-Girls Wrestling | -87.50 | 0.00 | 0.00 | 0.00 | -87.50 |
| 2558 | | | Prof. Development-Girls Wrestling | 0.00 | 0.00 | 0.00 | 0.00 | 0.00 |
| 2559 | | | Scouting-Girls Wrestling | 0.00 | 0.00 | 0.00 | 0.00 | 0.00 |
| 2560 | | | Security-Girls Wrestling | 0.00 | 0.00 | 0.00 | 0.00 | 0.00 |
| 2561 | | | Transportation-Girls Wrestling | 0.00 | 0.00 | 1,325.67 | 0.00 | -1,325.67 |
| 2562 | | | Uniforms/Apparel-Girls Wrestling | -1,210.79 | 0.00 | 4,845.59 | 0.00 | -6,056.38 |
| 2563 | | | Misc Expenditures-Girls Wrestling | 0.00 | 0.00 | 0.00 | 0.00 | 0.00 |
| 2601 | | | Awards-Girls Unified Sports | -6.75 | 0.00 | 43.75 | 0.00 | -50.50 |
| 2602 | | | Camps-Girls Unified Sports | 436.77 | 36.00 | 0.00 | 0.00 | 472.77 |
| 2603 | | | Entry Fees-Girls Unified Sports | 0.00 | 0.00 | 375.00 | 0.00 | -375.00 |
| 2604 | | | Equipment-Girls Unified Sports | 0.00 | 0.00 | 0.00 | 0.00 | 0.00 |
| 2605 | | | Lodging-Girls Unified Sports | 0.00 | 0.00 | 0.00 | 0.00 | 0.00 |
| 2606 | | | Meals-Girls Unified Sports | 0.00 | 0.00 | 0.00 | 0.00 | 0.00 |
| 2607 | | | Officials-Girls Unified Sports | 0.00 | 0.00 | 0.00 | 0.00 | 0.00 |
| 2608 | | | Prof. Development-Girls Unified Sports | 0.00 | 0.00 | 0.00 | 0.00 | 0.00 |
| 2609 | | | Scouting-Girls Unified Sports | 0.00 | 0.00 | 0.00 | 0.00 | 0.00 |
| 2610 | | | Security-Girls Unified Sports | 0.00 | 0.00 | 0.00 | 0.00 | 0.00 |
| 2611 | | | Transportation-Girls Unified Sports | -123.99 | 0.00 | 400.66 | 0.00 | -524.65 |
| 2612 | | | Uniforms/Apparel-Girls Unified Sports | 288.00 | 0.00 | 0.00 | 0.00 | 288.00 |
| 2613 | | | Misc. Expenditures-Girls Unified Sports | 0.00 | 0.00 | 0.00 | 0.00 | 0.00 |
| B Totals: | | | | -1,152.46 | 857.62 | 18,808.58 | 0.00 | -19,103.42 |

Current Cash Balance

Sorted by Site ID, Group ID, Activity ID.

From 01/01/2022 to 01/31/2022.

| Site ID Group ID | Site Name Group Name | Activity ID | Activity Name | Beginning Cash | Receipts | Disbursements | Adjustments | Cash Balance |
|---------------------|-------------------------|-------------|---|----------------|----------|---------------|-------------|--------------|
| C | Athletics-Boys | | | | | | | |
| | | 3001 | Awards - Boys | 0.00 | 0.00 | 0.00 | 0.00 | 0.00 |
| | | 3002 | Camps - Boys | 0.00 | 0.00 | 0.00 | 0.00 | 0.00 |
| | | 3003 | Entry Fees - Boys | 1,275.00 | 365.00 | 0.00 | 0.00 | 1,640.00 |
| | | 3004 | Equipment - Boys | 0.00 | 0.00 | 0.00 | 0.00 | 0.00 |
| | | 3005 | Lodging - Boys | 0.00 | 0.00 | 0.00 | 0.00 | 0.00 |
| | | 3006 | Meals - Boys | 0.00 | 0.00 | 0.00 | 0.00 | 0.00 |
| | | 3007 | Officials - Boys | 0.00 | 0.00 | 0.00 | 0.00 | 0.00 |
| | | 3008 | Prof. Development - Boys | 0.00 | 0.00 | 0.00 | 0.00 | 0.00 |
| | | 3009 | Scouting - Boys | 0.00 | 0.00 | 0.00 | 0.00 | 0.00 |
| | | 3010 | Security - Boys | -90.00 | 0.00 | 0.00 | 0.00 | -90.00 |
| | | 3012 | Uniforms/Apparel - Boys | 0.00 | 0.00 | 0.00 | 0.00 | 0.00 |
| | | 3013 | Misc. Expenditures - Boys | 0.00 | 0.00 | 0.00 | 0.00 | 0.00 |
| | | 3051 | Awards - Boys Basketball | 0.00 | 0.00 | 0.00 | 0.00 | 0.00 |
| | | 3052 | Camps - Boys Basketball | 290.85 | 880.00 | 295.35 | 0.00 | 875.50 |
| | | 3053 | Entry Fees - Boys Basketball | -150.00 | 0.00 | 220.00 | 0.00 | -370.00 |
| | | 3054 | Equipment - Boys Basketball | -941.70 | 0.00 | 0.00 | 0.00 | -941.70 |
| | | 3055 | Lodging - Boys Basketball | 0.00 | 0.00 | 0.00 | 0.00 | 0.00 |
| | | 3056 | Meals - Boys Basketball | 0.00 | 0.00 | 408.31 | 0.00 | -408.31 |
| | | 3057 | Officials - Boys Basketball | -1,980.00 | 0.00 | 3,050.00 | 0.00 | -5,030.00 |
| | | 3058 | Prof. Development - Boys Basketball | -45.00 | 0.00 | 0.00 | 0.00 | -45.00 |
| | | 3059 | Scouting - Boys Basketball | 0.00 | 0.00 | 0.00 | 0.00 | 0.00 |
| | | 3060 | Security - Boys Basketball | -150.00 | 0.00 | 545.00 | 0.00 | -695.00 |
| | | 3061 | Transportation - Boys Basketball | 742.70 | 0.00 | 3,602.27 | 0.00 | -2,859.57 |
| | | 3062 | Uniforms/Apparel - Boys Basketball | -2,191.08 | 0.00 | 47.00 | 0.00 | -2,238.08 |
| | | 3063 | Misc. Expenditures - Boys Basketball | 0.00 | 0.00 | 0.00 | 0.00 | 0.00 |
| | | 3101 | Awards - Boys Cross Country | 0.00 | 0.00 | 0.00 | 0.00 | 0.00 |
| | | 3102 | Camps - Boys Cross Country | 684.73 | 0.00 | 0.00 | 0.00 | 684.73 |
| | | 3103 | Entry Fees - Boys Cross Country | -340.00 | 0.00 | 0.00 | 0.00 | -340.00 |
| | | 3104 | Equipment - Boys Cross Country | 0.00 | 0.00 | 0.00 | 0.00 | 0.00 |
| | | 3105 | Lodging - Boys Cross Country | 0.00 | 0.00 | 0.00 | 0.00 | 0.00 |
| | | 3106 | Meals - Boys Cross Country | -76.00 | 0.00 | 0.00 | 0.00 | -76.00 |
| | | 3107 | Officials - Boys Cross Country | 0.00 | 0.00 | 0.00 | 0.00 | 0.00 |
| | | 3108 | Prof. Development - Boys Cross Country | 0.00 | 0.00 | 0.00 | 0.00 | 0.00 |
| | | 3109 | Scouting - Boys Cross Country | 0.00 | 0.00 | 0.00 | 0.00 | 0.00 |
| | | 3110 | Security - Boys Cross Country | 0.00 | 0.00 | 0.00 | 0.00 | 0.00 |
| | | 3111 | Transportation - Boys Cross Country | -1,595.42 | 0.00 | 0.00 | 0.00 | -1,595.42 |
| | | 3112 | Uniforms/Apparel - Boys Cross Country | 0.00 | 0.00 | 0.00 | 0.00 | 0.00 |
| | | 3113 | Misc. Expenditures - Boys Cross Country | 0.00 | 0.00 | 0.00 | 0.00 | 0.00 |
| | | 3151 | Awards - Boys Golf | 0.00 | 0.00 | 0.00 | 0.00 | 0.00 |
| | | 3152 | Camps - Boys Golf | 2,378.64 | 0.00 | 0.00 | 0.00 | 2,378.64 |
| | | 3153 | Entry Fees - Boys Golf | 0.00 | 0.00 | 0.00 | 0.00 | 0.00 |
| | | 3154 | Equipment - Boys Golf | 0.00 | 0.00 | 0.00 | 0.00 | 0.00 |
| | | 3155 | Lodging - Boys Golf | 0.00 | 0.00 | 0.00 | 0.00 | 0.00 |
| | | 3156 | Meals - Boys Golf | 0.00 | 0.00 | 0.00 | 0.00 | 0.00 |

Current Cash Balance

Sorted by Site ID, Group ID, Activity ID.

From 01/01/2022 to 01/31/2022.

| Site ID Group ID | Site Name Group Name | Activity ID | Activity Name | Beginning Cash | Receipts | Disbursements | Adjustments | Cash Balance |
|---------------------|-------------------------|-------------|------------------------------------|----------------|----------|---------------|-------------|--------------|
| 3157 | | | Officials - Boys Golf | 0.00 | 0.00 | 0.00 | 0.00 | 0.00 |
| 3158 | | | Prof. Development - Boys Golf | 0.00 | 0.00 | 0.00 | 0.00 | 0.00 |
| 3159 | | | Scouting - Boys Golf | 0.00 | 0.00 | 0.00 | 0.00 | 0.00 |
| 3160 | | | Security - Boys Golf | 0.00 | 0.00 | 0.00 | 0.00 | 0.00 |
| 3161 | | | Transportation - Boys Golf | 0.00 | 0.00 | 0.00 | 0.00 | 0.00 |
| 3162 | | | Uniforms/Apparel - Boys Golf | 0.00 | 0.00 | 0.00 | 0.00 | 0.00 |
| 3163 | | | Misc. Expenditures - Boys Golf | 0.00 | 0.00 | 0.00 | 0.00 | 0.00 |
| 3201 | | | Awards - Boys Soccer | 0.00 | 0.00 | 0.00 | 0.00 | 0.00 |
| 3202 | | | Camps - Boys Soccer | 3,138.80 | 210.00 | 561.72 | 0.00 | 2,787.08 |
| 3203 | | | Entry Fees - Boys Soccer | 0.00 | 0.00 | 0.00 | 0.00 | 0.00 |
| 3204 | | | Equipment - Boys Soccer | -791.70 | 0.00 | 0.00 | 0.00 | -791.70 |
| 3205 | | | Lodging - Boys Soccer | 0.00 | 0.00 | 0.00 | 0.00 | 0.00 |
| 3206 | | | Meals - Boys Soccer | 0.00 | 0.00 | 0.00 | 0.00 | 0.00 |
| 3207 | | | Officials - Boys Soccer | 0.00 | 0.00 | 0.00 | 0.00 | 0.00 |
| 3208 | | | Prof. Development - Boys Soccer | 0.00 | 0.00 | 0.00 | 0.00 | 0.00 |
| 3209 | | | Scouting - Boys Soccer | 0.00 | 0.00 | 0.00 | 0.00 | 0.00 |
| 3210 | | | Security - Boys Soccer | 0.00 | 0.00 | 0.00 | 0.00 | 0.00 |
| 3211 | | | Transportation - Boys Soccer | 0.00 | 0.00 | 0.00 | 0.00 | 0.00 |
| 3212 | | | Uniforms/Apparel - Boys Soccer | -146.91 | 0.00 | 0.00 | 0.00 | -146.91 |
| 3213 | | | Misc. Expenditures - Boys Soccer | 0.00 | 0.00 | 0.00 | 0.00 | 0.00 |
| 3251 | | | Awards - Boys Swimming | -326.51 | 0.00 | 0.00 | 0.00 | -326.51 |
| 3252 | | | Camps - Boys Swimming | 7,333.00 | 171.63 | 3,844.70 | 0.00 | 3,659.93 |
| 3253 | | | Entry Fees - Boys Swimming | -225.00 | 0.00 | 25.00 | 0.00 | -250.00 |
| 3254 | | | Equipment - Boys Swimming | 0.00 | 0.00 | 0.00 | 0.00 | 0.00 |
| 3255 | | | Lodging - Boys Swimming | 0.00 | 0.00 | 0.00 | 0.00 | 0.00 |
| 3256 | | | Meals - Boys Swimming | 0.00 | 0.00 | 316.62 | 0.00 | -316.62 |
| 3257 | | | Officials - Boys Swimming | 0.00 | 0.00 | 617.50 | 0.00 | -617.50 |
| 3258 | | | Prof. Development - Boys Swimming | 0.00 | 0.00 | 0.00 | 0.00 | 0.00 |
| 3259 | | | Scouting - Boys Swimming | 0.00 | 0.00 | 0.00 | 0.00 | 0.00 |
| 3260 | | | Security - Boys Swimming | 0.00 | 0.00 | 0.00 | 0.00 | 0.00 |
| 3261 | | | Transportation - Boys Swimming | 0.00 | 0.00 | 325.45 | 0.00 | -325.45 |
| 3262 | | | Uniforms/Apparels - Boys Swimming | 0.00 | 0.00 | 0.00 | 0.00 | 0.00 |
| 3263 | | | Misc. Expenditures - Boys Swimming | 0.00 | 0.00 | 0.00 | 0.00 | 0.00 |
| 3301 | | | Awards - Boys Tennis | -52.50 | 0.00 | 0.00 | 0.00 | -52.50 |
| 3302 | | | Camps - Boys Tennis | 737.40 | 0.00 | 0.00 | 0.00 | 737.40 |
| 3303 | | | Entry Fees - Boys Tennis | 435.00 | 0.00 | 0.00 | 0.00 | 435.00 |
| 3304 | | | Equipment - Boys Tennis | -741.37 | 0.00 | 0.00 | 0.00 | -741.37 |
| 3305 | | | Lodging - Boys Tennis | 0.00 | 0.00 | 0.00 | 0.00 | 0.00 |
| 3306 | | | Meals - Boys Tennis | -92.00 | 0.00 | 0.00 | 0.00 | -92.00 |
| 3307 | | | Officials - Boys Tennis | 0.00 | 0.00 | 0.00 | 0.00 | 0.00 |
| 3308 | | | Prof. Development - Boys Tennis | 0.00 | 0.00 | 0.00 | 0.00 | 0.00 |
| 3309 | | | Scouting - Boys Tennis | 0.00 | 0.00 | 0.00 | 0.00 | 0.00 |
| 3310 | | | Security - Boys Tennis | 0.00 | 0.00 | 0.00 | 0.00 | 0.00 |
| 3311 | | | Transportation - Boys Tennis | 0.00 | 0.00 | 0.00 | 0.00 | 0.00 |
| 3312 | | | Uniforms/Apparel - Boys Tennis | 0.00 | 0.00 | 0.00 | 0.00 | 0.00 |

Current Cash Balance

Sorted by Site ID, Group ID, Activity ID.

From 01/01/2022 to 01/31/2022.

| Site ID Group ID | Site Name Group Name | Activity Name | Beginning Cash | Receipts | Disbursements | Adjustments | Cash Balance |
|---------------------|-------------------------|------------------------------------|----------------|----------|---------------|-------------|--------------|
| 3313 | | Misc. Expenditures - Boys Tennis | 0.00 | 0.00 | 0.00 | 0.00 | 0.00 |
| 3351 | | Awards - Boys Track | -773.87 | 0.00 | 0.00 | 0.00 | -773.87 |
| 3352 | | Camps - Boys Track | 2,110.09 | 0.00 | 0.00 | 0.00 | 2,110.09 |
| 3353 | | Entry Fees - Boys Track | 0.00 | 0.00 | 0.00 | 0.00 | 0.00 |
| 3354 | | Equipment - Boys Track | 0.00 | 0.00 | 0.00 | 0.00 | 0.00 |
| 3355 | | Lodging - Boys Track | 0.00 | 0.00 | 0.00 | 0.00 | 0.00 |
| 3356 | | Meals - Boys Track | 0.00 | 0.00 | 0.00 | 0.00 | 0.00 |
| 3357 | | Officials - Boys Track | 0.00 | 0.00 | 0.00 | 0.00 | 0.00 |
| 3358 | | Prof. Development - Boys Track | 0.00 | 0.00 | 0.00 | 0.00 | 0.00 |
| 3359 | | Scouting - Boys Track | 0.00 | 0.00 | 0.00 | 0.00 | 0.00 |
| 3360 | | Security - Boys Track | 0.00 | 0.00 | 0.00 | 0.00 | 0.00 |
| 3361 | | Transportation - Boys Track | 0.00 | 0.00 | 0.00 | 0.00 | 0.00 |
| 3362 | | Uniforms/Apparel - Boys Track | -130.46 | 0.00 | 0.00 | 0.00 | -130.46 |
| 3363 | | Misc. Expenditures - Boys Track | 0.00 | 0.00 | 0.00 | 0.00 | 0.00 |
| 3401 | | Awards-Boys Bowling | 0.00 | 0.00 | 0.00 | 0.00 | 0.00 |
| 3402 | | Camps-Boys Bowling | 0.00 | 0.00 | 0.00 | 0.00 | 0.00 |
| 3403 | | Entry Fees-Boys Bowling | -250.00 | 125.00 | 0.00 | 0.00 | -125.00 |
| 3404 | | Equipment-Boys Bowling | 0.00 | 0.00 | 0.00 | 0.00 | 0.00 |
| 3405 | | Lodging-Boys Bowling | 0.00 | 0.00 | 0.00 | 0.00 | 0.00 |
| 3406 | | Meals-Boys Bowling | 0.00 | 0.00 | 0.00 | 0.00 | 0.00 |
| 3407 | | Officials-Boys Bowling | 0.00 | 0.00 | 0.00 | 0.00 | 0.00 |
| 3408 | | Prof. Development-Boys Bowling | 0.00 | 0.00 | 0.00 | 0.00 | 0.00 |
| 3409 | | Scouting-Boys Bowling | 0.00 | 0.00 | 0.00 | 0.00 | 0.00 |
| 3410 | | Security-Boys Bowling | 0.00 | 0.00 | 0.00 | 0.00 | 0.00 |
| 3411 | | Transportation-Boys Bowling | 0.00 | 0.00 | 0.00 | 0.00 | 0.00 |
| 3412 | | Uniforms-Apparel-Bowls Bowling | 0.00 | 0.00 | 0.00 | 0.00 | 0.00 |
| 3413 | | Misc. Expenditures-Boys Bowling | 0.00 | 0.00 | 0.00 | 0.00 | 0.00 |
| 3451 | | Awards - Boys Baseball | 0.00 | 0.00 | 0.00 | 0.00 | 0.00 |
| 3452 | | Camps - Boys Baseball | 4,966.37 | 50.00 | 3,531.00 | 0.00 | 1,485.37 |
| 3453 | | Entry Fees - Boys Baseball | 0.00 | 0.00 | 0.00 | 0.00 | 0.00 |
| 3454 | | Equipment - Boys Baseball | 0.00 | 0.00 | 0.00 | 0.00 | 0.00 |
| 3455 | | Lodging - Boys Baseball | 0.00 | 0.00 | 0.00 | 0.00 | 0.00 |
| 3456 | | Meals - Boys Baseball | 0.00 | 0.00 | 0.00 | 0.00 | 0.00 |
| 3457 | | Officials - Boys Baseball | -55.00 | 0.00 | 0.00 | 0.00 | -55.00 |
| 3458 | | Prof. Development - Boys Baseball | 0.00 | 0.00 | 0.00 | 0.00 | 0.00 |
| 3459 | | Scouting - Boys Baseball | 0.00 | 0.00 | 0.00 | 0.00 | 0.00 |
| 3460 | | Security - Boys Baseball | 0.00 | 0.00 | 0.00 | 0.00 | 0.00 |
| 3461 | | Transportation - Boys Baseball | 0.00 | 0.00 | 0.00 | 0.00 | 0.00 |
| 3462 | | Uniforms/Apparel - Boys Baseball | -2,240.72 | 0.00 | 0.00 | 0.00 | -2,240.72 |
| 3463 | | Misc. Expenditures - Boys Baseball | 0.00 | 0.00 | 0.00 | 0.00 | 0.00 |
| 3501 | | Awards - Boys Football | 0.00 | 0.00 | 0.00 | 0.00 | 0.00 |
| 3502 | | Camps - Boys Football | -257.29 | 0.00 | 736.16 | 0.00 | -993.45 |
| 3503 | | Entry Fees - Boys Football | 0.00 | 0.00 | 0.00 | 0.00 | 0.00 |
| 3504 | | Equipment - Boys Football | -8,397.49 | 0.00 | 0.00 | 0.00 | -8,397.49 |
| 3505 | | Lodging - Boys Football | 0.00 | 0.00 | 0.00 | 0.00 | 0.00 |

Current Cash Balance

Sorted by Site ID, Group ID, Activity ID.

From 01/01/2022 to 01/31/2022.

| Site ID Group ID | Site Name Group Name | Activity Name | Beginning Cash | Receipts | Disbursements | Adjustments | Cash Balance |
|---------------------|-------------------------|--|----------------|----------|---------------|-------------|--------------|
| 3506 | | Meals - Boys Football | 0.00 | 0.00 | 0.00 | 0.00 | 0.00 |
| 3507 | | Officials - Boys Football | -6,540.00 | 0.00 | 0.00 | 0.00 | -6,540.00 |
| 3508 | | Prof. Development - Boys Football | 0.00 | 0.00 | 0.00 | 0.00 | 0.00 |
| 3509 | | Scouting - Boys Football | 0.00 | 0.00 | 0.00 | 0.00 | 0.00 |
| 3510 | | Security - Boys Football | -1,980.00 | 0.00 | 0.00 | 0.00 | -1,980.00 |
| 3511 | | Transportation - Boys Football | -6,675.51 | 0.00 | 39.44 | 0.00 | -6,714.95 |
| 3512 | | Uniforms/Apparel - Boys Football | 0.00 | 0.00 | 0.00 | 0.00 | 0.00 |
| 3513 | | Misc Expenditures-Boys Football | 0.00 | 0.00 | 0.00 | 0.00 | 0.00 |
| 3515 | | Misc. Expenditures - Boys Football | 0.00 | 0.00 | 0.00 | 0.00 | 0.00 |
| 3551 | | Awards - Boys Wrestling | 0.00 | 0.00 | 0.00 | 0.00 | 0.00 |
| 3552 | | Camps - Boys Wrestling | 3,204.44 | 0.00 | 0.00 | 0.00 | 3,204.44 |
| 3553 | | Entry Fees - Boys Wrestling | -925.00 | 0.00 | 1,205.00 | 0.00 | -2,130.00 |
| 3554 | | Equipment - Boys Wrestling | -454.73 | 0.00 | 0.00 | 0.00 | -454.73 |
| 3555 | | Lodging - Boys Wrestling | 0.00 | 0.00 | 0.00 | 0.00 | 0.00 |
| 3556 | | Meals - Boys Wrestling | 0.00 | 0.00 | 0.00 | 0.00 | 0.00 |
| 3557 | | Officials - Boys Wrestling | -87.50 | 0.00 | 175.00 | 0.00 | -262.50 |
| 3558 | | Prof. Development - Boys Wrestling | 0.00 | 0.00 | 0.00 | 0.00 | 0.00 |
| 3559 | | Scouting - Boys Wrestling | 0.00 | 0.00 | 0.00 | 0.00 | 0.00 |
| 3560 | | Security - Boys Wrestling | 0.00 | 0.00 | 0.00 | 0.00 | 0.00 |
| 3561 | | Transportation - Boys Wrestling | -394.60 | 0.00 | 4,752.67 | 0.00 | -5,147.27 |
| 3562 | | Uniforms/Apparel - Boys Wrestling | 0.00 | 0.00 | 0.00 | 0.00 | 0.00 |
| 3563 | | Misc. Expenditures - Boys Wrestling | -100.91 | 0.00 | 0.00 | 0.00 | -100.91 |
| 3601 | | Awards-Boys Unified Sports | -81.94 | 0.00 | 0.00 | 0.00 | -81.94 |
| 3602 | | Camps-Boys Unified Sports | 1,700.63 | 36.00 | 150.00 | 0.00 | 1,586.63 |
| 3603 | | Entry Fees-Boys Unified Sports | 0.00 | 0.00 | 300.00 | 0.00 | -300.00 |
| 3604 | | Equipment-Boys Unified Sports | 0.00 | 0.00 | 0.00 | 0.00 | 0.00 |
| 3605 | | Lodging-Boys Unified Sports | 0.00 | 0.00 | 0.00 | 0.00 | 0.00 |
| 3606 | | Meals-Boys Unified Sports | 0.00 | 0.00 | 0.00 | 0.00 | 0.00 |
| 3607 | | Officials-Boys Unified Sports | 0.00 | 0.00 | 0.00 | 0.00 | 0.00 |
| 3608 | | Prof. Development-Boys Unified Sports | 0.00 | 0.00 | 0.00 | 0.00 | 0.00 |
| 3609 | | Scouting-Boys Unified Sports | 0.00 | 0.00 | 0.00 | 0.00 | 0.00 |
| 3610 | | Security-Boys Unified Sports | 0.00 | 0.00 | 0.00 | 0.00 | 0.00 |
| 3611 | | Transportation-Boys Unified Sports | -123.00 | 0.00 | 400.66 | 0.00 | -523.66 |
| 3612 | | Uniforms/Apparel-Boys Unified Sports | 0.00 | 0.00 | 0.00 | 0.00 | 0.00 |
| 3613 | | Misc. Expenditures-Boys Unified Sports | 0.00 | 0.00 | 0.00 | 0.00 | 0.00 |
| C Totals: | | | -10,405.56 | 1,837.63 | 25,148.85 | 0.00 | -33,716.78 |

Current Cash Balance

Sorted by Site ID, Group ID, Activity ID.

From 01/01/2022 to 01/31/2022.

| Site ID Group ID | Site Name Group Name | Activity ID | Activity Name | Beginning Cash | Receipts | Disbursements | Adjustments | Cash Balance |
|---------------------|-------------------------|-------------|----------------------|----------------|----------|---------------|-------------|--------------|
| D | CLUBS AND ORGANIZATIONS | | | | | | | |
| | 4010 | | 40 Assets | 0.00 | 0.00 | 0.00 | 0.00 | 0.00 |
| | 4030 | | Interact Club | 805.35 | 0.00 | 0.00 | 0.00 | 805.35 |
| | 4040 | | Art | 434.92 | 0.00 | 0.00 | 0.00 | 434.92 |
| | 4050 | | Astronomy Club | 0.00 | 0.00 | 0.00 | 0.00 | 0.00 |
| | 4059 | | Band Camp | -3,396.00 | 0.00 | 100.00 | 0.00 | -3,496.00 |
| | 4060 | | Band | 8,206.79 | 0.00 | 0.00 | 0.00 | 8,206.79 |
| | 4062 | | Band Trip | 740.00 | 0.00 | 0.00 | 0.00 | 740.00 |
| | 4063 | | Drums | 121.62 | 0.00 | 0.00 | 0.00 | 121.62 |
| | 4091 | | Broadcasting Club | 380.25 | 0.00 | 0.00 | 0.00 | 380.25 |
| | 4109 | | Cheer Uniforms | 832.92 | 724.73 | 45.00 | 0.00 | 1,512.65 |
| | 4110 | | Cheerleading | 12,704.67 | 1,677.75 | 7,696.76 | 0.00 | 6,685.66 |
| | 4115 | | Uniforms-Cheer/Dance | 2,052.69 | 363.24 | 0.00 | 0.00 | 2,415.93 |
| | 4120 | | Chemistry Club | 0.00 | 0.00 | 0.00 | 0.00 | 0.00 |
| | 4130 | | Chess Club | 76.08 | 0.00 | 0.00 | 0.00 | 76.08 |
| | 4140 | | Choir | 62.51 | 0.00 | 0.00 | 0.00 | 62.51 |
| | 4141 | | Choir Trip | 236.50 | 0.00 | 0.00 | 0.00 | 236.50 |
| | 4181 | | Coffee Cart | 777.97 | 106.21 | 88.91 | 0.00 | 795.27 |
| | 4185 | | Cycling | 135.00 | 0.00 | 0.00 | 0.00 | 135.00 |
| | 4190 | | Dance | 2,195.87 | 523.00 | 2,691.76 | 0.00 | 27.11 |
| | 4200 | | Debate Team | 10,841.45 | 0.00 | 148.99 | 0.00 | 10,692.46 |
| | 4210 | | DECA | 15,398.27 | 290.00 | 1,631.89 | 0.00 | 14,056.38 |
| | 4215 | | Diversity | 283.53 | 0.00 | 0.00 | 0.00 | 283.53 |
| | 4220 | | Drama Club | 6,770.46 | 7,265.98 | 8,262.47 | 18,641.01 | 24,414.98 |
| | 4224 | | Computer Club | 0.00 | 0.00 | 0.00 | 0.00 | 0.00 |
| | 4230 | | Environmental Club | 1,017.30 | 0.00 | 0.00 | 0.00 | 1,017.30 |
| | 4250 | | FCCLA | 2,259.40 | 0.00 | 0.00 | 0.00 | 2,259.40 |
| | 4260 | | FCS Club | 2,695.43 | 0.00 | 0.00 | 0.00 | 2,695.43 |
| | 4271 | | Film Club | -125.84 | 0.00 | 0.00 | 0.00 | -125.84 |
| | 4280 | | Flag Group | 14,746.44 | 2,084.00 | 10,349.00 | 0.00 | 6,481.44 |
| | 4290 | | Forensics | 14,945.07 | 3,803.75 | 3,328.21 | 513.05 | 15,933.66 |
| | 4310 | | French Club | 739.86 | 0.00 | 0.00 | 0.00 | 739.86 |
| | 4320 | | Educators Rising | -680.28 | 0.00 | 0.00 | 0.00 | -680.28 |
| | 4324 | | Esports | 128.00 | 0.00 | 0.00 | 320.00 | 448.00 |
| | 4330 | | Garden Club | 0.00 | 0.00 | 0.00 | 0.00 | 0.00 |
| | 4340 | | German Club | 709.19 | 0.00 | 0.00 | 0.00 | 709.19 |
| | 4355 | | Habitat for Humanity | 0.00 | 0.00 | 0.00 | 0.00 | 0.00 |
| | 4360 | | History Club | 7,992.34 | 0.00 | 0.00 | 0.00 | 7,992.34 |
| | 4365 | | HOSA | 7,725.19 | 0.00 | 80.00 | 0.00 | 7,645.19 |
| | 4370 | | Industrial Arts | 22,722.52 | 510.00 | 423.57 | 0.00 | 22,808.95 |
| | 4390 | | Intramurals | 25.00 | 0.00 | 0.00 | 0.00 | 25.00 |
| | 4400 | | Japanese Club | 0.00 | 0.00 | 0.00 | 0.00 | 0.00 |
| | 4410 | | Junior Class | 18,088.09 | 0.00 | 697.54 | 0.00 | 17,390.55 |
| | 4420 | | Key Club | 0.00 | 0.00 | 0.00 | 0.00 | 0.00 |
| | 4430 | | Latin Club | 317.04 | 0.00 | 0.00 | 0.00 | 317.04 |

Current Cash Balance

Sorted by Site ID, Group ID, Activity ID.

From 01/01/2022 to 01/31/2022.

| Site ID Group ID | Site Name Group Name | Activity ID | Activity Name | Beginning Cash | Receipts | Disbursements | Adjustments | Cash Balance |
|---------------------|-----------------------------|-------------|---------------|----------------|-----------|---------------|-------------|--------------|
| 4460 | Literary Magazine | | | 349.10 | 0.00 | 0.00 | 0.00 | 349.10 |
| 4480 | Mascot Team | | | 201.00 | 0.00 | 0.00 | 0.00 | 201.00 |
| 4485 | Math Club | | | 745.84 | 45.00 | 0.00 | 0.00 | 790.84 |
| 4490 | M-Club | | | 1,908.34 | 0.00 | 0.00 | 0.00 | 1,908.34 |
| 4500 | Music | | | 200.00 | 0.00 | 0.00 | 0.00 | 200.00 |
| 4503 | Music-Musicals | | | 18,641.01 | 0.00 | 0.00 | -18,641.01 | 0.00 |
| 4510 | National Honor Society | | | 8,344.46 | 0.00 | 0.00 | 0.00 | 8,344.46 |
| 4520 | Newspaper | | | 490.93 | 0.00 | 0.00 | 0.00 | 490.93 |
| 4530 | Orchestra | | | 8,761.82 | 150.00 | 430.00 | -12,489.40 | -4,007.58 |
| 4531 | Orchestra Trip | | | -12,489.40 | 0.00 | 0.00 | 12,489.40 | 0.00 |
| 4540 | Other Clubs | | | 750.55 | 320.00 | 0.00 | -320.00 | 750.55 |
| 4560 | Photography Club | | | 0.00 | 0.00 | 0.00 | 0.00 | 0.00 |
| 4570 | Play Production | | | 4,644.89 | 0.00 | 0.00 | 0.00 | 4,644.89 |
| 4600 | Robotics & Engineering Club | | | -962.96 | 1,560.00 | 0.00 | 0.00 | 597.04 |
| 4630 | Science Club | | | 0.00 | 200.00 | 200.00 | 0.00 | 0.00 |
| 4631 | Science Olympiad | | | 484.86 | 0.00 | 0.00 | 0.00 | 484.86 |
| 4640 | Senior Class | | | 1,778.90 | 0.00 | 0.00 | 0.00 | 1,778.90 |
| 4645 | Show Choir | | | -25,197.06 | 3,600.00 | 7,632.32 | 0.00 | -29,229.38 |
| 4646 | Show Choir Competition | | | 3,881.77 | 2,100.00 | 278.28 | 0.00 | 5,703.49 |
| 4647 | Show Choir Camp | | | 0.00 | 0.00 | 0.00 | 0.00 | 0.00 |
| 4650 | Skills USA | | | 7,628.83 | 0.00 | 0.00 | 0.00 | 7,628.83 |
| 4660 | Spanish Club | | | 500.00 | 0.00 | 0.00 | 0.00 | 500.00 |
| 4661 | Spanish Honor Society | | | -991.09 | 0.00 | 104.01 | 0.00 | -1,095.10 |
| 4680 | Speech Club | | | 0.00 | 0.00 | 0.00 | 0.00 | 0.00 |
| 4690 | Spirit Shop | | | 4,042.70 | 1,123.08 | 4,450.21 | 0.00 | 715.57 |
| 4710 | Student Council | | | 12,120.18 | 0.00 | 76.56 | 0.00 | 12,043.62 |
| 4725 | Theater Workshop | | | 137.00 | 0.00 | 0.00 | 0.00 | 137.00 |
| 4728 | Unified Club | | | 586.40 | 0.00 | 0.00 | 0.00 | 586.40 |
| 4730 | VIA | | | 532.52 | 0.00 | 0.00 | 0.00 | 532.52 |
| 4770 | Yearbook | | | 88,725.71 | 75.00 | 0.00 | 0.00 | 88,800.71 |
| 4790 | BLM Academy | | | 1,104.16 | 0.00 | 0.00 | 0.00 | 1,104.16 |
| D Totals: | | | | 279,886.06 | 26,521.74 | 48,715.48 | 513.05 | 258,205.37 |

Current Cash Balance

Sorted by Site ID, Group ID, Activity ID.
From 01/01/2022 to 01/31/2022.

| Site ID Group ID | Site Name Group Name | Activity ID | Activity Name | Beginning Cash | Receipts | Disbursements | Adjustments | Cash Balance |
|---------------------|--------------------------|-------------|-----------------------------------|----------------|----------|---------------|-------------|--------------|
| E | ADMINISTRATIVE CUSTODIAL | | | | | | | |
| | 5010 | | After Prom | 1,241.82 | 0.00 | 0.00 | 0.00 | 1,241.82 |
| | 5020 | | Fines | 932.99 | 0.00 | 0.00 | 0.00 | 932.99 |
| | 5025 | | Fines - Library Book | 2,483.24 | 0.00 | 202.58 | 0.00 | 2,280.66 |
| | 5027 | | Fines-Textbooks | 3,761.93 | 0.00 | 0.00 | 0.00 | 3,761.93 |
| | 5055 | | Hall of Fame | 0.00 | 0.00 | 0.00 | 0.00 | 0.00 |
| | 5060 | | Hospitality | 346.93 | 0.00 | 35.00 | 0.00 | 311.93 |
| | 5070 | | Library | -81.68 | 0.00 | 498.00 | 0.00 | -579.68 |
| | 5100 | | Other Adm Custodial | 46.75 | 0.00 | 0.00 | 0.00 | 46.75 |
| | 5115 | | Field Trips-Curriculum Related | 0.00 | 0.00 | 0.00 | 0.00 | 0.00 |
| | 5120 | | P.E. | 3,977.10 | 28.00 | 0.00 | 0.00 | 4,005.10 |
| | 5130 | | Parking | 47,144.17 | 660.00 | 5,763.69 | 0.00 | 42,040.48 |
| | 5140 | | PayBac | 286.35 | 0.00 | 0.00 | 0.00 | 286.35 |
| | 5150 | | Pool Maintenance | 864.67 | 0.00 | 0.00 | 0.00 | 864.67 |
| | 5160 | | PSAT Exam | 11,557.14 | 0.00 | 329.40 | 0.00 | 11,227.74 |
| | 5175 | | Student Scholarships | 176.31 | 0.00 | 0.00 | 0.00 | 176.31 |
| | 5180 | | Teacher Fund/Grants | 863.68 | 0.00 | 0.00 | 0.00 | 863.68 |
| | 5190 | | Transcripts | 7,617.81 | 5.00 | 0.00 | 0.00 | 7,622.81 |
| | 5220 | | Site Improvements | 0.00 | 0.00 | 0.00 | 0.00 | 0.00 |
| | | | E Totals: | 81,219.21 | 693.00 | 6,828.67 | 0.00 | 75,083.54 |
| Q | STUDENT FEE FUND | | | | | | | |
| | 7160 | | Participation Fees - Athletics | 1,625.00 | 0.00 | 0.00 | 0.00 | 1,625.00 |
| | 7161 | | Activity-Athletic Pass | 80,250.00 | 130.00 | 0.00 | 0.00 | 80,380.00 |
| | 7170 | | Participation Fees - Clubs & Orgs | 0.00 | 0.00 | 0.00 | 0.00 | 0.00 |
| | 7190 | | Field Trips | -212.74 | 0.00 | 0.00 | 0.00 | -212.74 |
| | | | Q Totals: | 81,662.26 | 130.00 | 0.00 | 0.00 | 81,792.26 |
| R | AP/IB EXAMS | | | | | | | |
| | 8010 | | AP Exams | 149,340.82 | 1,152.00 | 288.00 | 0.00 | 150,204.82 |
| | 8020 | | IB Exams | 43,973.05 | 0.00 | 2,342.00 | 0.00 | 41,631.05 |
| | | | R Totals: | 193,313.87 | 1,152.00 | 2,630.00 | 0.00 | 191,835.87 |

Current Cash Balance

Sorted by Site ID, Group ID, Activity ID.
From 01/01/2022 to 01/31/2022.

| Site ID | Site Name | Beginning Cash | Receipts | Disbursements | Adjustments | Cash Balance |
|-----------------------------|-----------------------------|-------------------|-------------------|-------------------|-------------------|-------------------|
| Group ID | Group Name | | | | | |
| Activity ID | Activity Name | | | | | |
| S | ATHLETIC | | | | | |
| 9010 | Gate Receipts | 73,577.04 | 18,393.00 | 0.00 | 0.00 | 91,970.04 |
| 9020 | Cash Reserve | 378,514.76 | 0.00 | 0.00 | -20,920.78 | 357,593.98 |
| 9030 | Concessions | 29,339.26 | 13,380.87 | 7,629.36 | 0.00 | 35,090.77 |
| 9040 | Tickets | 19,727.48 | 0.00 | 0.00 | 0.00 | 19,727.48 |
| 9050 | Athletic-General | -18,856.20 | 0.00 | 2,309.71 | 0.00 | -21,165.91 |
| 9055 | Athletics - Projects | 5,465.94 | 0.00 | 0.00 | 0.00 | 5,465.94 |
| 9060 | Athletic Director | 0.00 | 0.00 | 0.00 | 0.00 | 0.00 |
| 9070 | Miscellaneous Receipts | 10,699.98 | 50.00 | 0.00 | 0.00 | 10,749.98 |
| 9080 | Fundraising-Athletic | 0.00 | 0.00 | 0.00 | 0.00 | 0.00 |
| 9090 | Strength & Conditioning | 2,535.70 | 0.00 | 0.00 | 0.00 | 2,535.70 |
| 9100 | Athletic Training | -890.46 | 0.00 | 0.00 | 0.00 | -890.46 |
| 9110 | Activities | -6,375.00 | 0.00 | 5,692.81 | 0.00 | -12,067.81 |
| 9120 | Booster Contributions-Girls | 8.21 | 0.00 | 0.00 | 0.00 | 8.21 |
| 9130 | Booster Contributions-Boys | 8.21 | 0.00 | 0.00 | 0.00 | 8.21 |
| S Totals: | | 493,754.92 | 31,823.87 | 15,631.88 | -20,920.78 | 489,026.13 |
| NHS Activity Totals: | | 772,195.41 | 111,301.07 | 124,585.10 | 0.00 | 758,911.38 |

| | Begin Balance | Transfers | Receipts | Disbursements | Adjustments | End Balance |
|---------------------------|-------------------|-----------|-------------------|-------------------|-------------|-------------------|
| NHS Checking: | | | 111,301.07 | 124,585.10 | | |
| NHS Investment: | | | | | | |
| NHS Bank Balances: | 772,195.41 | | 111,301.07 | 124,585.10 | 0.00 | 758,911.38 |

Current Cash Balance

Sorted by Site ID, Group ID, Activity ID.
From 01/01/2022 to 01/31/2022.

| Site ID | Site Name | | | | | | |
|----------|---------------------------|-------------------------------|----------------|-----------|---------------|-------------|--------------|
| Group ID | Group Name | | | | | | |
| | Activity ID | Activity Name | Beginning Cash | Receipts | Disbursements | Adjustments | Cash Balance |
| SHS | Millard South High School | | | | | | |
| A | ACTIVITY GENERAL | | | | | | |
| | 1010 | General Admin | -6,421.35 | 0.00 | 409.06 | 0.00 | -6,830.41 |
| | 1016 | Rev Trak Fees | 0.00 | 0.00 | 0.00 | 0.00 | 0.00 |
| | 1017 | Returned Checks | 0.00 | 0.00 | 0.00 | 0.00 | 0.00 |
| | 1018 | School Pay Fees | -1,222.98 | 625.15 | 142.49 | 0.00 | -740.32 |
| | 1025 | Savings | 0.00 | 0.00 | 0.00 | 0.00 | 0.00 |
| | 1030 | Staff Vending | 6,839.31 | 0.00 | 219.63 | 0.00 | 6,619.68 |
| | 1035 | Student Vending | 0.00 | 47,500.00 | 0.00 | 0.00 | 47,500.00 |
| | 1040 | Donations | 5,244.34 | 0.00 | 0.00 | 0.00 | 5,244.34 |
| | 1041 | Donations Students | 770.41 | 0.00 | 0.00 | 0.00 | 770.41 |
| | 1042 | Patriots Care Pantry | 3,663.37 | 0.00 | 1,174.85 | -124.34 | 2,364.18 |
| | 1050 | Projects/Support | -2,343.16 | 0.00 | 23.75 | 0.00 | -2,366.91 |
| | 1060 | Public Relations | 0.00 | 0.00 | 0.00 | 0.00 | 0.00 |
| | 1070 | Start Up Cash | -10,894.00 | 0.00 | 0.00 | 0.00 | -10,894.00 |
| | 1090 | Other Revenue | 3,914.48 | 0.00 | 0.00 | 0.00 | 3,914.48 |
| | 1100 | Damage & Loss Property | -100.00 | 0.00 | 0.00 | 0.00 | -100.00 |
| | 1105 | Laptop Insurance | 0.00 | 390.00 | 0.00 | 0.00 | 390.00 |
| | 1106 | Laptop Loss/Damage | 0.00 | 1,160.00 | 0.00 | 124.34 | 1,284.34 |
| | 1110 | Extracurr Transportation | -19,784.98 | 0.00 | 4,011.43 | 0.00 | -23,796.41 |
| | 1120 | Equipment Replacement/Repair | 0.00 | 0.00 | 0.00 | 0.00 | 0.00 |
| | 1130 | Building Maintenance | -275.00 | 0.00 | 55.00 | 0.00 | -330.00 |
| | 1140 | Student Recognition Incentive | 0.00 | 0.00 | 0.00 | 0.00 | 0.00 |
| | 1150 | Capital Outlay | 0.00 | 0.00 | 0.00 | 0.00 | 0.00 |
| | 1160 | Personnel Support | 0.00 | 0.00 | 0.00 | 0.00 | 0.00 |
| | 1170 | Wellness | 1,372.64 | 0.00 | 125.68 | 0.00 | 1,246.96 |
| | A Totals: | | -19,236.92 | 49,675.15 | 6,161.89 | 0.00 | 24,276.34 |

Current Cash Balance

Sorted by Site ID, Group ID, Activity ID.
From 01/01/2022 to 01/31/2022.

| Site ID Group ID | Site Name Group Name | Activity ID | Activity Name | Beginning Cash | Receipts | Disbursements | Adjustments | Cash Balance |
|---------------------|-------------------------|-------------|--|----------------|----------|---------------|-------------|--------------|
| B | Athletics-Girls | | | | | | | |
| | | 2051 | Awards - Girls Basketball | 0.00 | 0.00 | 0.00 | 0.00 | 0.00 |
| | | 2052 | Camps - Girls Basketball | 3,757.10 | 0.00 | 610.01 | 0.00 | 3,147.09 |
| | | 2053 | Entry Fees - Girls Basketball | 0.00 | 0.00 | 0.00 | 0.00 | 0.00 |
| | | 2054 | Equipment - Girls Basketball | -1,030.97 | 0.00 | 0.00 | 0.00 | -1,030.97 |
| | | 2055 | Lodging - Girls Basketball | 0.00 | 0.00 | 0.00 | 0.00 | 0.00 |
| | | 2056 | Meals - Girls Basketball | 0.00 | 0.00 | 0.00 | 0.00 | 0.00 |
| | | 2057 | Officials - Girls Basketball | -945.00 | 0.00 | 2,340.00 | 0.00 | -3,285.00 |
| | | 2058 | Prof. Development - Girls Basketball | 0.00 | 0.00 | 0.00 | 0.00 | 0.00 |
| | | 2059 | Scouting - Girls Basketball | 0.00 | 0.00 | 0.00 | 0.00 | 0.00 |
| | | 2060 | Security - Girls Basketball | -200.00 | 0.00 | 400.00 | 0.00 | -600.00 |
| | | 2061 | Transportation - Girls Basketball | 0.00 | 0.00 | 3,356.50 | 0.00 | -3,356.50 |
| | | 2062 | Uniforms/Apparel - Girls Basketball | 0.00 | 0.00 | 0.00 | 0.00 | 0.00 |
| | | 2063 | Misc. Expenditures - Girls Basketball | 352.42 | 0.00 | 8.00 | 0.00 | 344.42 |
| | | 2101 | Awards - Girls Cross Country | -141.85 | 0.00 | 0.00 | 0.00 | -141.85 |
| | | 2102 | Camps - Girls Cross Country | 217.48 | 0.00 | 0.00 | 0.00 | 217.48 |
| | | 2103 | Entry Fees - Girls Cross Country | 150.00 | 0.00 | 0.00 | 0.00 | 150.00 |
| | | 2104 | Equipment - Girls Cross Country | 0.00 | 0.00 | 0.00 | 0.00 | 0.00 |
| | | 2105 | Lodging - Girls Cross Country | 0.00 | 0.00 | 0.00 | 0.00 | 0.00 |
| | | 2106 | Meals - Girls Cross Country | -25.52 | 0.00 | 0.00 | 0.00 | -25.52 |
| | | 2107 | Officials - Girls Cross Country | -553.83 | 0.00 | 0.00 | 0.00 | -553.83 |
| | | 2108 | Prof. Development - Girls Cross Country | 0.00 | 0.00 | 0.00 | 0.00 | 0.00 |
| | | 2109 | Scouting - Girls Cross Country | 0.00 | 0.00 | 0.00 | 0.00 | 0.00 |
| | | 2110 | Security - Girls Cross Country | 0.00 | 0.00 | 0.00 | 0.00 | 0.00 |
| | | 2111 | Transportation - Girls Cross Country | -989.70 | 0.00 | 0.00 | 0.00 | -989.70 |
| | | 2112 | Uniforms/Apparel - Girls Cross Country | 0.00 | 0.00 | 0.00 | 0.00 | 0.00 |
| | | 2113 | Misc. Expenditures - Girls Cross Country | -148.63 | 0.00 | 0.00 | 0.00 | -148.63 |
| | | 2151 | Awards - Girls Golf | -83.25 | 0.00 | 0.00 | 0.00 | -83.25 |
| | | 2152 | Camps - Girls Golf | 228.12 | 0.00 | 0.00 | 0.00 | 228.12 |
| | | 2153 | Entry Fees - Girls Golf | -452.00 | 0.00 | 0.00 | 0.00 | -452.00 |
| | | 2154 | Equipment - Girls Golf | -242.99 | 0.00 | 0.00 | 0.00 | -242.99 |
| | | 2155 | Lodging - Girls Golf | 0.00 | 0.00 | 0.00 | 0.00 | 0.00 |
| | | 2156 | Meals - Girls Golf | -40.99 | 0.00 | 0.00 | 0.00 | -40.99 |
| | | 2157 | Officials - Girls Golf | 0.00 | 0.00 | 0.00 | 0.00 | 0.00 |
| | | 2158 | Prof. Development - Girls Golf | 0.00 | 0.00 | 0.00 | 0.00 | 0.00 |
| | | 2159 | Scouting - Girls Golf | 0.00 | 0.00 | 0.00 | 0.00 | 0.00 |
| | | 2160 | Security - Girls Golf | 0.00 | 0.00 | 0.00 | 0.00 | 0.00 |
| | | 2161 | Transportation - Girls Golf | -120.74 | 0.00 | 0.00 | 0.00 | -120.74 |
| | | 2162 | Uniforms/Apparel - Girls Golf | -1,113.00 | 0.00 | 0.00 | 0.00 | -1,113.00 |
| | | 2163 | Misc. Expenditures - Girls Golf | -737.25 | 0.00 | 0.00 | 0.00 | -737.25 |
| | | 2201 | Awards - Girls Soccer | 0.00 | 0.00 | 0.00 | 0.00 | 0.00 |
| | | 2202 | Camps - Girls Soccer | 4,195.86 | 63.00 | 1,600.00 | 0.00 | 2,658.86 |
| | | 2203 | Entry Fees - Girls Soccer | 0.00 | 0.00 | 0.00 | 0.00 | 0.00 |
| | | 2204 | Equipment - Girls Soccer | -2,294.21 | 0.00 | 0.00 | 0.00 | -2,294.21 |
| | | 2205 | Lodging - Girls Soccer | 0.00 | 0.00 | 0.00 | 0.00 | 0.00 |

Current Cash Balance

Sorted by Site ID, Group ID, Activity ID.

From 01/01/2022 to 01/31/2022.

| Site ID Group ID | Site Name Group Name | Activity ID | Activity Name | Beginning Cash | Receipts | Disbursements | Adjustments | Cash Balance |
|---------------------|-------------------------|-------------|-------------------------------------|----------------|----------|---------------|-------------|--------------|
| 2206 | | | Meals - Girls Soccer | 0.00 | 0.00 | 0.00 | 0.00 | 0.00 |
| 2207 | | | Officials - Girls Soccer | 0.00 | 0.00 | 0.00 | 0.00 | 0.00 |
| 2208 | | | Prof. Development - Girls Soccer | 0.00 | 0.00 | 0.00 | 0.00 | 0.00 |
| 2209 | | | Scouting - Girls Soccer | 0.00 | 0.00 | 0.00 | 0.00 | 0.00 |
| 2210 | | | Security - Girls Soccer | 0.00 | 0.00 | 0.00 | 0.00 | 0.00 |
| 2211 | | | Transportation - Girls Soccer | 0.00 | 0.00 | 0.00 | 0.00 | 0.00 |
| 2212 | | | Uniforms/Apparel - Girls Soccer | -1,090.71 | 0.00 | 0.00 | 0.00 | -1,090.71 |
| 2213 | | | Misc. Expenditures - Girls Soccer | 36.99 | 0.00 | 0.00 | 0.00 | 36.99 |
| 2251 | | | Awards - Girls Swimming | 0.00 | 0.00 | 0.00 | 0.00 | 0.00 |
| 2252 | | | Camps - Girls Swimming | 76.09 | 0.00 | 0.00 | 0.00 | 76.09 |
| 2253 | | | Entry Fees - Girls Swimming | -225.00 | 750.00 | 25.00 | 0.00 | 500.00 |
| 2254 | | | Equipment - Girls Swimming | 0.00 | 0.00 | 0.00 | 0.00 | 0.00 |
| 2255 | | | Lodging - Girls Swimming | 0.00 | 0.00 | 0.00 | 0.00 | 0.00 |
| 2256 | | | Meals - Girls Swimming | 0.00 | 0.00 | 0.00 | 0.00 | 0.00 |
| 2257 | | | Officials - Girls Swimming | -286.34 | 0.00 | 792.66 | 0.00 | -1,079.00 |
| 2258 | | | Prof. Development - Girls Swimming | 0.00 | 0.00 | 0.00 | 0.00 | 0.00 |
| 2259 | | | Scouting - Girls Swimming | 0.00 | 0.00 | 0.00 | 0.00 | 0.00 |
| 2260 | | | Security - Girls Swimming | 0.00 | 0.00 | 0.00 | 0.00 | 0.00 |
| 2261 | | | Transportation - Girls Swimming | 0.00 | 0.00 | 350.04 | 0.00 | -350.04 |
| 2262 | | | Uniforms/Apparel - Girls Swimming | 0.00 | 0.00 | 371.25 | 0.00 | -371.25 |
| 2263 | | | Misc. Expenditures - Girls Swimming | 5.50 | 0.00 | 31.93 | 0.00 | -26.43 |
| 2301 | | | Awards - Girls Tennis | 0.00 | 0.00 | 0.00 | 0.00 | 0.00 |
| 2302 | | | Camps - Girls Tennis | -495.00 | 0.00 | 0.00 | 0.00 | -495.00 |
| 2303 | | | Entry Fees - Girls Tennis | 0.00 | 0.00 | 0.00 | 0.00 | 0.00 |
| 2304 | | | Equipment - Girls Tennis | -567.50 | 0.00 | 0.00 | 0.00 | -567.50 |
| 2305 | | | Lodging - Girls Tennis | 0.00 | 0.00 | 0.00 | 0.00 | 0.00 |
| 2306 | | | Meals - Girls Tennis | 0.00 | 0.00 | 0.00 | 0.00 | 0.00 |
| 2307 | | | Officials - Girls Tennis | 0.00 | 0.00 | 0.00 | 0.00 | 0.00 |
| 2308 | | | Prof. Development - Girls Tennis | 0.00 | 0.00 | 0.00 | 0.00 | 0.00 |
| 2309 | | | Scouting - Girls Tennis | 0.00 | 0.00 | 0.00 | 0.00 | 0.00 |
| 2310 | | | Security - Girls Tennis | 0.00 | 0.00 | 0.00 | 0.00 | 0.00 |
| 2311 | | | Transportation - Girls Tennis | 0.00 | 0.00 | 0.00 | 0.00 | 0.00 |
| 2312 | | | Uniforms/Apparel - Girls Tennis | 0.00 | 0.00 | 0.00 | 0.00 | 0.00 |
| 2313 | | | Misc. Expenditures - Girls Tennis | 0.00 | 0.00 | 0.00 | 0.00 | 0.00 |
| 2351 | | | Awards - Girls Track | -30.71 | 0.00 | 0.00 | 0.00 | -30.71 |
| 2352 | | | Camps - Girls Track | 0.00 | 0.00 | 0.00 | 0.00 | 0.00 |
| 2353 | | | Entry Fees - Girls Track | 0.00 | 0.00 | 0.00 | 0.00 | 0.00 |
| 2354 | | | Equipment - Girls Track | -1,855.99 | 0.00 | 0.00 | 0.00 | -1,855.99 |
| 2355 | | | Lodging - Girls Track | 0.00 | 0.00 | 0.00 | 0.00 | 0.00 |
| 2356 | | | Meals - Girls Track | 0.00 | 0.00 | 0.00 | 0.00 | 0.00 |
| 2357 | | | Officials - Girls Track | 0.00 | 0.00 | 0.00 | 0.00 | 0.00 |
| 2358 | | | Prof. Development - Girls Track | 0.00 | 0.00 | 0.00 | 0.00 | 0.00 |
| 2359 | | | Scouting - Girls Track | 0.00 | 0.00 | 0.00 | 0.00 | 0.00 |
| 2360 | | | Security - Girls Track | 0.00 | 0.00 | 0.00 | 0.00 | 0.00 |
| 2361 | | | Transportation - Girls Track | 0.00 | 0.00 | 0.00 | 0.00 | 0.00 |

Current Cash Balance

Sorted by Site ID, Group ID, Activity ID.

From 01/01/2022 to 01/31/2022.

| Site ID Group ID | Site Name Group Name | Activity ID | Activity Name | Beginning Cash | Receipts | Disbursements | Adjustments | Cash Balance |
|---------------------|-------------------------|-------------|--|----------------|----------|---------------|-------------|--------------|
| 2362 | | | Uniforms/Apparel - Girls Track | 0.00 | 0.00 | 0.00 | 0.00 | 0.00 |
| 2363 | | | Misc. Expenditures - Girls Track | 0.00 | 0.00 | 0.00 | 0.00 | 0.00 |
| 2401 | | | Awards - Girls Volleyball | -455.42 | 0.00 | 0.00 | 0.00 | -455.42 |
| 2402 | | | Camps - Girls Volleyball | 749.82 | 0.00 | 0.00 | 0.00 | 749.82 |
| 2403 | | | Entry Fees - Girls Volleyball | 805.00 | 0.00 | 0.00 | 0.00 | 805.00 |
| 2404 | | | Equipment - Girls Volleyball | -4,261.84 | 0.00 | 1,487.19 | 0.00 | -5,749.03 |
| 2405 | | | Lodging - Girls Volleyball | 0.00 | 0.00 | 0.00 | 0.00 | 0.00 |
| 2406 | | | Meals - Girls Volleyball | -138.50 | 0.00 | 0.00 | 0.00 | -138.50 |
| 2407 | | | Officials - Girls Volleyball | -4,723.82 | 0.00 | 0.00 | 0.00 | -4,723.82 |
| 2408 | | | Prof. Development - Girls Volleyball | 0.00 | 0.00 | 0.00 | 0.00 | 0.00 |
| 2409 | | | Scouting - Girls Volleyball | 0.00 | 0.00 | 0.00 | 0.00 | 0.00 |
| 2410 | | | Security - Girls Volleyball | 0.00 | 0.00 | 0.00 | 0.00 | 0.00 |
| 2411 | | | Transportation - Girls Volleyball | -1,577.82 | 0.00 | 0.00 | 0.00 | -1,577.82 |
| 2412 | | | Uniforms/Apparel - Girls Volleyball | 0.00 | 0.00 | 0.00 | 0.00 | 0.00 |
| 2413 | | | Misc. Expenditures - Girls Volleyball | -697.21 | 0.00 | 404.77 | 0.00 | -1,101.98 |
| 2451 | | | Awards - Girls Softball | -45.00 | 0.00 | 0.00 | 0.00 | -45.00 |
| 2452 | | | Camps - Girls Softball | 11,213.63 | 0.00 | 0.00 | 0.00 | 11,213.63 |
| 2453 | | | Entry Fees - Girls Softball | -150.00 | 0.00 | 0.00 | 0.00 | -150.00 |
| 2454 | | | Equipment - Girls Softball | -1,368.54 | 0.00 | 1,593.85 | 0.00 | -2,962.39 |
| 2455 | | | Lodging - Girls Softball | -3,598.80 | 0.00 | 0.00 | 0.00 | -3,598.80 |
| 2456 | | | Meals - Girls Softball | -885.69 | 0.00 | 0.00 | 0.00 | -885.69 |
| 2457 | | | Officials - Girls Softball | -2,460.00 | 0.00 | 0.00 | 0.00 | -2,460.00 |
| 2458 | | | Prof. Development - Girls Softball | 0.00 | 0.00 | 0.00 | 0.00 | 0.00 |
| 2459 | | | Scouting - Girls Softball | 0.00 | 0.00 | 0.00 | 0.00 | 0.00 |
| 2460 | | | Security - Girls Softball | 0.00 | 0.00 | 0.00 | 0.00 | 0.00 |
| 2461 | | | Transportation - Girls Softball | -2,996.56 | 0.00 | 0.00 | 0.00 | -2,996.56 |
| 2462 | | | Uniforms/Apparel - Girls Softball | 0.00 | 0.00 | 0.00 | 0.00 | 0.00 |
| 2463 | | | Misc. Expenditures - Girls Softball | -746.85 | 0.00 | 0.00 | 0.00 | -746.85 |
| 2464 | | | Softball Advertising | 0.00 | 0.00 | 0.00 | 0.00 | 0.00 |
| 2501 | | | Awards-Girls Bowling | 0.00 | 0.00 | 0.00 | 0.00 | 0.00 |
| 2502 | | | Camps-Girls Bowling | 2.50 | 0.00 | 0.00 | 0.00 | 2.50 |
| 2503 | | | Entry Fees-Girls Bowling | 0.00 | 0.00 | 165.00 | 0.00 | -165.00 |
| 2504 | | | Equipment-Girls Bowling | 0.00 | 0.00 | 70.34 | 0.00 | -70.34 |
| 2505 | | | Lodging-Girls Bowling | 0.00 | 0.00 | 0.00 | 0.00 | 0.00 |
| 2506 | | | Meals-Girls Bowling | 0.00 | 0.00 | 0.00 | 0.00 | 0.00 |
| 2507 | | | Officials-Girls Bowling | 0.00 | 0.00 | 0.00 | 0.00 | 0.00 |
| 2508 | | | Professional Development-Girls Bowling | 0.00 | 0.00 | 0.00 | 0.00 | 0.00 |
| 2551 | | | Awards-Girls Wrestling | 0.00 | 0.00 | 176.15 | 0.00 | -176.15 |
| 2552 | | | Camps-Girls Wrestling | 480.00 | 0.00 | 0.00 | 0.00 | 480.00 |
| 2553 | | | Entry Fees-Girls Wrestling | -275.00 | 0.00 | 595.00 | 0.00 | -870.00 |
| 2554 | | | Equipment-Girls Wrestling | -982.10 | 0.00 | 0.00 | 0.00 | -982.10 |
| 2555 | | | Lodging-Girls Wrestling | 0.00 | 0.00 | 0.00 | 0.00 | 0.00 |
| 2556 | | | Meals-Girls Wrestling | 0.00 | 0.00 | 0.00 | 0.00 | 0.00 |
| 2557 | | | Officials-Girls Wrestling | -530.34 | 0.00 | 278.83 | 0.00 | -809.17 |
| 2558 | | | Prof. Development-Girls Wrestling | 0.00 | 0.00 | 0.00 | 0.00 | 0.00 |

Current Cash Balance

Sorted by Site ID, Group ID, Activity ID.
From 01/01/2022 to 01/31/2022.

| Site ID Group ID | Site Name Group Name | Activity ID | Activity Name | Beginning Cash | Receipts | Disbursements | Adjustments | Cash Balance |
|---------------------|---|-------------|---------------|----------------|----------|---------------|-------------|--------------|
| 2559 | Scouting-Girls Wrestling | | | 0.00 | 0.00 | 0.00 | 0.00 | 0.00 |
| 2560 | Security-Girls Wrestling | | | -25.00 | 0.00 | 62.50 | 0.00 | -87.50 |
| 2561 | Transportation-Girls Wrestling | | | 0.00 | 0.00 | 2,670.53 | 0.00 | -2,670.53 |
| 2562 | Uniforms/Apparel-Girls Wrestling | | | -1,370.00 | 0.00 | 0.00 | 0.00 | -1,370.00 |
| 2563 | Misc Expenditures-Girls Wrestling | | | 0.00 | 0.00 | 0.00 | 0.00 | 0.00 |
| 2601 | Awards-Girls Unified Sports | | | 0.00 | 0.00 | 0.00 | 0.00 | 0.00 |
| 2602 | Camps-Girls Unified Sports | | | 108.29 | 1,084.00 | 495.00 | 0.00 | 697.29 |
| 2603 | Entry Fees-Girls Unified Sports | | | 0.00 | 0.00 | 0.00 | 0.00 | 0.00 |
| 2604 | Equipment-Girls Unified Sports | | | 0.00 | 0.00 | 0.00 | 0.00 | 0.00 |
| 2605 | Lodging-Girls Unified Sports | | | 0.00 | 0.00 | 0.00 | 0.00 | 0.00 |
| 2606 | Meals-Girls Unified Sports | | | 0.00 | 0.00 | 0.00 | 0.00 | 0.00 |
| 2607 | Officials-Girls Unified Sports | | | 0.00 | 0.00 | 0.00 | 0.00 | 0.00 |
| 2608 | Prof. Development-Girls Unified Sports | | | 0.00 | 0.00 | 0.00 | 0.00 | 0.00 |
| 2609 | Scouting-Girls Unified Sports | | | 0.00 | 0.00 | 0.00 | 0.00 | 0.00 |
| 2610 | Security-Girls Unified Sports | | | 0.00 | 0.00 | 0.00 | 0.00 | 0.00 |
| 2611 | Transportation-Girls Unified Sports | | | 0.00 | 0.00 | 35.50 | 0.00 | -35.50 |
| 2612 | Uniforms/Apparel-Girls Unified Sports | | | 0.00 | 0.00 | 0.00 | 0.00 | 0.00 |
| 2613 | Misc. Expenditures-Girls Unified Sports | | | 0.00 | 0.00 | 0.00 | 0.00 | 0.00 |
| B Totals: | | | | -18,580.87 | 1,897.00 | 17,920.05 | 0.00 | -34,603.92 |

Current Cash Balance

Sorted by Site ID, Group ID, Activity ID.
From 01/01/2022 to 01/31/2022.

| Site ID Group ID | Site Name Group Name | Activity ID | Activity Name | Beginning Cash | Receipts | Disbursements | Adjustments | Cash Balance |
|---------------------|-------------------------|-------------|---|----------------|----------|---------------|-------------|--------------|
| C | Athletics-Boys | | | | | | | |
| | | 3007 | Officials - Boys | 0.00 | 0.00 | 0.00 | 0.00 | 0.00 |
| | | 3011 | Transportation - Boys | 0.00 | 0.00 | 0.00 | 0.00 | 0.00 |
| | | 3051 | Awards - Boys Basketball | 0.00 | 0.00 | 0.00 | 0.00 | 0.00 |
| | | 3052 | Camps - Boys Basketball | 5,222.55 | 0.00 | 1,530.25 | -506.00 | 3,186.30 |
| | | 3053 | Entry Fees - Boys Basketball | 0.00 | 0.00 | 75.00 | 0.00 | -75.00 |
| | | 3054 | Equipment - Boys Basketball | -1,015.74 | 0.00 | 0.00 | 0.00 | -1,015.74 |
| | | 3055 | Lodging - Boys Basketball | 0.00 | 0.00 | 0.00 | 0.00 | 0.00 |
| | | 3056 | Meals - Boys Basketball | 0.00 | 0.00 | 384.16 | 0.00 | -384.16 |
| | | 3057 | Officials - Boys Basketball | -1,935.00 | 0.00 | 2,820.00 | 0.00 | -4,755.00 |
| | | 3058 | Prof. Development - Boys Basketball | 0.00 | 0.00 | 0.00 | 0.00 | 0.00 |
| | | 3059 | Scouting - Boys Basketball | 0.00 | 0.00 | 0.00 | 0.00 | 0.00 |
| | | 3060 | Security - Boys Basketball | -100.00 | 0.00 | 400.00 | 0.00 | -500.00 |
| | | 3061 | Transportation - Boys Basketball | -1,606.74 | 0.00 | 4,909.46 | 506.00 | -6,010.20 |
| | | 3062 | Uniforms/Apparel - Boys Basketball | 0.00 | 0.00 | 0.00 | 0.00 | 0.00 |
| | | 3063 | Misc. Expenditures - Boys Basketball | 51.97 | 0.00 | 79.80 | 0.00 | -27.83 |
| | | 3101 | Awards - Boys Cross Country | -141.85 | 0.00 | 0.00 | 0.00 | -141.85 |
| | | 3102 | Camps - Boys Cross Country | 1,463.54 | 0.00 | 0.00 | 0.00 | 1,463.54 |
| | | 3103 | Entry Fees - Boys Cross Country | 150.00 | 0.00 | 0.00 | 0.00 | 150.00 |
| | | 3104 | Equipment - Boys Cross Country | 0.00 | 0.00 | 0.00 | 0.00 | 0.00 |
| | | 3105 | Lodging - Boys Cross Country | 0.00 | 0.00 | 0.00 | 0.00 | 0.00 |
| | | 3106 | Meals - Boys Cross Country | -25.52 | 0.00 | 0.00 | 0.00 | -25.52 |
| | | 3107 | Officials - Boys Cross Country | -553.82 | 0.00 | 0.00 | 0.00 | -553.82 |
| | | 3108 | Prof. Development - Boys Cross Country | 0.00 | 0.00 | 0.00 | 0.00 | 0.00 |
| | | 3109 | Scouting - Boys Cross Country | 0.00 | 0.00 | 0.00 | 0.00 | 0.00 |
| | | 3110 | Security - Boys Cross Country | 0.00 | 0.00 | 0.00 | 0.00 | 0.00 |
| | | 3111 | Transportation - Boys Cross Country | -989.71 | 0.00 | 0.00 | 0.00 | -989.71 |
| | | 3112 | Uniforms/Apparel - Boys Cross Country | 0.00 | 0.00 | 0.00 | 0.00 | 0.00 |
| | | 3113 | Misc. Expenditures - Boys Cross Country | -148.63 | 0.00 | 0.00 | 0.00 | -148.63 |
| | | 3151 | Awards - Boys Golf | 0.00 | 0.00 | 0.00 | 0.00 | 0.00 |
| | | 3152 | Camps - Boys Golf | 30.00 | 0.00 | 0.00 | 0.00 | 30.00 |
| | | 3153 | Entry Fees - Boys Golf | 0.00 | 0.00 | 0.00 | 0.00 | 0.00 |
| | | 3154 | Equipment - Boys Golf | 0.00 | 0.00 | 0.00 | 0.00 | 0.00 |
| | | 3155 | Lodging - Boys Golf | 0.00 | 0.00 | 0.00 | 0.00 | 0.00 |
| | | 3156 | Meals - Boys Golf | 0.00 | 0.00 | 0.00 | 0.00 | 0.00 |
| | | 3157 | Officials - Boys Golf | 0.00 | 0.00 | 0.00 | 0.00 | 0.00 |
| | | 3158 | Prof. Development - Boys Golf | 0.00 | 0.00 | 0.00 | 0.00 | 0.00 |
| | | 3159 | Scouting - Boys Golf | 0.00 | 0.00 | 0.00 | 0.00 | 0.00 |
| | | 3160 | Security - Boys Golf | 0.00 | 0.00 | 0.00 | 0.00 | 0.00 |
| | | 3161 | Transportation - Boys Golf | 0.00 | 0.00 | 0.00 | 0.00 | 0.00 |
| | | 3162 | Uniforms/Apparel - Boys Golf | 0.00 | 0.00 | 0.00 | 0.00 | 0.00 |
| | | 3163 | Misc. Expenditures - Boys Golf | 0.00 | 0.00 | 0.00 | 0.00 | 0.00 |
| | | 3201 | Awards - Boys Soccer | 0.00 | 0.00 | 0.00 | 0.00 | 0.00 |
| | | 3202 | Camps - Boys Soccer | 651.51 | 0.00 | 0.00 | 0.00 | 651.51 |
| | | 3203 | Entry Fees - Boys Soccer | 0.00 | 0.00 | 0.00 | 0.00 | 0.00 |

Current Cash Balance

Sorted by Site ID, Group ID, Activity ID.
From 01/01/2022 to 01/31/2022.

| Site ID Group ID | Site Name Group Name | Activity Name | Beginning Cash | Receipts | Disbursements | Adjustments | Cash Balance |
|---------------------|-------------------------|------------------------------------|----------------|----------|---------------|-------------|--------------|
| 3204 | | Equipment - Boys Soccer | -724.64 | 0.00 | 0.00 | 0.00 | -724.64 |
| 3205 | | Lodging - Boys Soccer | 0.00 | 0.00 | 0.00 | 0.00 | 0.00 |
| 3206 | | Meals - Boys Soccer | 0.00 | 0.00 | 0.00 | 0.00 | 0.00 |
| 3207 | | Officials - Boys Soccer | 0.00 | 0.00 | 0.00 | 0.00 | 0.00 |
| 3208 | | Prof. Development - Boys Soccer | 0.00 | 0.00 | 0.00 | 0.00 | 0.00 |
| 3209 | | Scouting - Boys Soccer | 0.00 | 0.00 | 0.00 | 0.00 | 0.00 |
| 3210 | | Security - Boys Soccer | 0.00 | 0.00 | 0.00 | 0.00 | 0.00 |
| 3211 | | Transportation - Boys Soccer | 0.00 | 0.00 | 0.00 | 0.00 | 0.00 |
| 3212 | | Uniforms/Apparel - Boys Soccer | -288.83 | 0.00 | 0.00 | 0.00 | -288.83 |
| 3213 | | Misc. Expenditures - Boys Soccer | 36.99 | 0.00 | 0.00 | 0.00 | 36.99 |
| 3251 | | Awards - Boys Swimming | 0.00 | 0.00 | 0.00 | 0.00 | 0.00 |
| 3252 | | Camps - Boys Swimming | 0.00 | 0.00 | 0.00 | 0.00 | 0.00 |
| 3253 | | Entry Fees - Boys Swimming | -225.00 | 750.00 | 25.00 | 0.00 | 500.00 |
| 3254 | | Equipment - Boys Swimming | 0.00 | 0.00 | 0.00 | 0.00 | 0.00 |
| 3255 | | Lodging - Boys Swimming | 0.00 | 0.00 | 0.00 | 0.00 | 0.00 |
| 3256 | | Meals - Boys Swimming | 0.00 | 0.00 | 0.00 | 0.00 | 0.00 |
| 3257 | | Officials - Boys Swimming | -286.31 | 0.00 | 792.64 | 0.00 | -1,078.95 |
| 3258 | | Prof. Development - Boys Swimming | 0.00 | 0.00 | 0.00 | 0.00 | 0.00 |
| 3259 | | Scouting - Boys Swimming | 0.00 | 0.00 | 0.00 | 0.00 | 0.00 |
| 3260 | | Security - Boys Swimming | 0.00 | 0.00 | 0.00 | 0.00 | 0.00 |
| 3261 | | Transportation - Boys Swimming | 0.00 | 0.00 | 350.06 | 0.00 | -350.06 |
| 3262 | | Uniforms/Apparels - Boys Swimming | 0.00 | 0.00 | 371.25 | 0.00 | -371.25 |
| 3263 | | Misc. Expenditures - Boys Swimming | 5.50 | 0.00 | 31.93 | 0.00 | -26.43 |
| 3301 | | Awards - Boys Tennis | 0.00 | 0.00 | 0.00 | 0.00 | 0.00 |
| 3302 | | Camps - Boys Tennis | 4,254.16 | 213.15 | 0.00 | 0.00 | 4,467.31 |
| 3303 | | Entry Fees - Boys Tennis | -555.00 | 0.00 | 0.00 | 0.00 | -555.00 |
| 3304 | | Equipment - Boys Tennis | -567.50 | 0.00 | 0.00 | 0.00 | -567.50 |
| 3305 | | Lodging - Boys Tennis | 0.00 | 0.00 | 0.00 | 0.00 | 0.00 |
| 3306 | | Meals - Boys Tennis | 0.00 | 0.00 | 0.00 | 0.00 | 0.00 |
| 3307 | | Officials - Boys Tennis | 0.00 | 0.00 | 0.00 | 0.00 | 0.00 |
| 3308 | | Prof. Development - Boys Tennis | 0.00 | 0.00 | 0.00 | 0.00 | 0.00 |
| 3309 | | Scouting - Boys Tennis | 0.00 | 0.00 | 0.00 | 0.00 | 0.00 |
| 3310 | | Security - Boys Tennis | 0.00 | 0.00 | 0.00 | 0.00 | 0.00 |
| 3311 | | Transportation - Boys Tennis | -2,435.60 | 0.00 | 0.00 | 0.00 | -2,435.60 |
| 3312 | | Uniforms/Apparel - Boys Tennis | -300.00 | 0.00 | 0.00 | 0.00 | -300.00 |
| 3313 | | Misc. Expenditures - Boys Tennis | 0.00 | 0.00 | 0.00 | 0.00 | 0.00 |
| 3351 | | Awards - Boys Track | -30.70 | 0.00 | 0.00 | 0.00 | -30.70 |
| 3352 | | Camps - Boys Track | 727.82 | 0.00 | 0.00 | 0.00 | 727.82 |
| 3353 | | Entry Fees - Boys Track | 0.00 | 0.00 | 0.00 | 0.00 | 0.00 |
| 3354 | | Equipment - Boys Track | -1,855.99 | 0.00 | 0.00 | 0.00 | -1,855.99 |
| 3355 | | Lodging - Boys Track | 0.00 | 0.00 | 0.00 | 0.00 | 0.00 |
| 3356 | | Meals - Boys Track | 0.00 | 0.00 | 0.00 | 0.00 | 0.00 |
| 3357 | | Officials - Boys Track | 0.00 | 0.00 | 0.00 | 0.00 | 0.00 |
| 3358 | | Prof. Development - Boys Track | 0.00 | 0.00 | 0.00 | 0.00 | 0.00 |
| 3359 | | Scouting - Boys Track | 0.00 | 0.00 | 0.00 | 0.00 | 0.00 |

Current Cash Balance

Sorted by Site ID, Group ID, Activity ID.

From 01/01/2022 to 01/31/2022.

| Site ID Group ID | Site Name Group Name | Activity ID | Activity Name | Beginning Cash | Receipts | Disbursements | Adjustments | Cash Balance |
|---------------------|-------------------------|-------------|-------------------------------------|----------------|----------|---------------|-------------|--------------|
| 3360 | | | Security - Boys Track | 0.00 | 0.00 | 0.00 | 0.00 | 0.00 |
| 3361 | | | Transportation - Boys Track | 0.00 | 0.00 | 0.00 | 0.00 | 0.00 |
| 3362 | | | Uniforms/Apparel - Boys Track | 0.00 | 0.00 | 0.00 | 0.00 | 0.00 |
| 3363 | | | Misc. Expenditures - Boys Track | 0.00 | 0.00 | 0.00 | 0.00 | 0.00 |
| 3451 | | | Awards - Boys Baseball | 0.00 | 0.00 | 0.00 | 0.00 | 0.00 |
| 3452 | | | Camps - Boys Baseball | 994.70 | 124.00 | 0.00 | 0.00 | 1,118.70 |
| 3453 | | | Entry Fees - Boys Baseball | 0.00 | 0.00 | 0.00 | 0.00 | 0.00 |
| 3454 | | | Equipment - Boys Baseball | -2,762.18 | 0.00 | 1,696.98 | 0.00 | -4,459.16 |
| 3455 | | | Lodging - Boys Baseball | 0.00 | 0.00 | 0.00 | 0.00 | 0.00 |
| 3456 | | | Meals - Boys Baseball | 0.00 | 0.00 | 0.00 | 0.00 | 0.00 |
| 3457 | | | Officials - Boys Baseball | 0.00 | 0.00 | 0.00 | 0.00 | 0.00 |
| 3458 | | | Prof. Development - Boys Baseball | 0.00 | 0.00 | 0.00 | 0.00 | 0.00 |
| 3459 | | | Scouting - Boys Baseball | 0.00 | 0.00 | 0.00 | 0.00 | 0.00 |
| 3460 | | | Security - Boys Baseball | 0.00 | 0.00 | 0.00 | 0.00 | 0.00 |
| 3461 | | | Transportation - Boys Baseball | 0.00 | 0.00 | 0.00 | 0.00 | 0.00 |
| 3462 | | | Uniforms/Apparel - Boys Baseball | -2,664.00 | 0.00 | 0.00 | 0.00 | -2,664.00 |
| 3463 | | | Misc. Expenditures - Boys Baseball | -691.49 | 0.00 | 0.00 | 0.00 | -691.49 |
| 3501 | | | Awards - Boys Football | 0.00 | 0.00 | 0.00 | 0.00 | 0.00 |
| 3502 | | | Camps - Boys Football | 2,881.65 | 0.00 | 408.87 | 0.00 | 2,472.78 |
| 3503 | | | Entry Fees - Boys Football | 0.00 | 0.00 | 0.00 | 0.00 | 0.00 |
| 3504 | | | Equipment - Boys Football | -24,022.41 | 0.00 | 6,059.56 | 0.00 | -30,081.97 |
| 3505 | | | Lodging - Boys Football | 0.00 | 0.00 | 0.00 | 0.00 | 0.00 |
| 3506 | | | Meals - Boys Football | -224.00 | 0.00 | 0.00 | 0.00 | -224.00 |
| 3507 | | | Officials - Boys Football | -7,684.22 | 0.00 | 0.00 | 0.00 | -7,684.22 |
| 3508 | | | Prof. Development - Boys Football | 0.00 | 0.00 | 0.00 | 0.00 | 0.00 |
| 3509 | | | Scouting - Boys Football | 0.00 | 0.00 | 0.00 | 0.00 | 0.00 |
| 3510 | | | Security - Boys Football | -1,600.00 | 0.00 | 0.00 | 0.00 | -1,600.00 |
| 3511 | | | Transportation - Boys Football | -4,325.50 | 0.00 | 0.00 | 0.00 | -4,325.50 |
| 3512 | | | Uniforms/Apparel - Boys Football | -2,484.32 | 0.00 | 0.00 | 0.00 | -2,484.32 |
| 3515 | | | Misc. Expenditures - Boys Football | -2,405.33 | 0.00 | 0.00 | 0.00 | -2,405.33 |
| 3551 | | | Awards - Boys Wrestling | 0.00 | 0.00 | 0.00 | 0.00 | 0.00 |
| 3552 | | | Camps - Boys Wrestling | 463.53 | 0.00 | 0.00 | 0.00 | 463.53 |
| 3553 | | | Entry Fees - Boys Wrestling | -850.00 | 0.00 | 2,000.00 | 0.00 | -2,850.00 |
| 3554 | | | Equipment - Boys Wrestling | 0.00 | 0.00 | 0.00 | 0.00 | 0.00 |
| 3555 | | | Lodging - Boys Wrestling | 0.00 | 0.00 | 0.00 | 0.00 | 0.00 |
| 3556 | | | Meals - Boys Wrestling | 0.00 | 54.34 | 900.00 | 0.00 | -845.66 |
| 3557 | | | Officials - Boys Wrestling | -530.33 | 0.00 | 278.82 | 0.00 | -809.15 |
| 3558 | | | Prof. Development - Boys Wrestling | 0.00 | 0.00 | 0.00 | 0.00 | 0.00 |
| 3559 | | | Scouting - Boys Wrestling | 0.00 | 0.00 | 0.00 | 0.00 | 0.00 |
| 3560 | | | Security - Boys Wrestling | -25.00 | 0.00 | 62.50 | 0.00 | -87.50 |
| 3561 | | | Transportation - Boys Wrestling | 0.00 | 0.00 | 7,183.64 | 0.00 | -7,183.64 |
| 3562 | | | Uniforms/Apparel - Boys Wrestling | 0.00 | 0.00 | 0.00 | 0.00 | 0.00 |
| 3563 | | | Misc. Expenditures - Boys Wrestling | -626.45 | 0.00 | 0.00 | 0.00 | -626.45 |
| 3601 | | | Awards-Boys Unified Sports | 0.00 | 0.00 | 0.00 | 0.00 | 0.00 |
| 3602 | | | Camps-Boys Unified Sports | 0.00 | 0.00 | 0.00 | 0.00 | 0.00 |

Current Cash Balance

Sorted by Site ID, Group ID, Activity ID.
From 01/01/2022 to 01/31/2022.

| Site ID | Site Name | | | | | | |
|------------------|--|-------------------|-----------------|------------------|-------------|-------------------|--|
| Group ID | Group Name | | | | | | |
| Activity ID | Activity Name | Beginning Cash | Receipts | Disbursements | Adjustments | Cash Balance | |
| 3603 | Entry Fees-Boys Unified Sports | 0.00 | 0.00 | 0.00 | 0.00 | 0.00 | |
| 3604 | Equipment-Boys Unified Sports | 0.00 | 0.00 | 0.00 | 0.00 | 0.00 | |
| 3605 | Lodging-Boys Unified Sports | 0.00 | 0.00 | 0.00 | 0.00 | 0.00 | |
| 3606 | Meals-Boys Unified Sports | 0.00 | 0.00 | 0.00 | 0.00 | 0.00 | |
| 3607 | Officials-Boys Unified Sports | 0.00 | 0.00 | 0.00 | 0.00 | 0.00 | |
| 3608 | Prof. Development-Boys Unified Sports | 0.00 | 0.00 | 0.00 | 0.00 | 0.00 | |
| 3609 | Scouting-Boys Unified Sports | 0.00 | 0.00 | 0.00 | 0.00 | 0.00 | |
| 3610 | Security-Boys Unified Sports | 0.00 | 0.00 | 0.00 | 0.00 | 0.00 | |
| 3611 | Transportation-Boys Unified Sports | 0.00 | 0.00 | 0.00 | 0.00 | 0.00 | |
| 3612 | Uniforms/Apparel-Boys Unified Sports | 0.00 | 0.00 | 0.00 | 0.00 | 0.00 | |
| 3613 | Misc. Expenditures-Boys Unified Sports | 0.00 | 0.00 | 0.00 | 0.00 | 0.00 | |
| C Totals: | | -47,747.89 | 1,141.49 | 30,359.92 | 0.00 | -76,966.32 | |

Current Cash Balance

Sorted by Site ID, Group ID, Activity ID.

From 01/01/2022 to 01/31/2022.

| Site ID Group ID | Site Name Group Name | Activity ID | Activity Name | Beginning Cash | Receipts | Disbursements | Adjustments | Cash Balance |
|---------------------|-------------------------|-------------|---------------|----------------|----------|---------------|-------------|--------------|
| D | CLUBS AND ORGANIZATIONS | | | | | | | |
| 4010 | 40 Assets | | | 0.00 | 0.00 | 0.00 | 0.00 | 0.00 |
| 4011 | Patriot Way Club | | | 0.00 | 0.00 | 0.00 | 0.00 | 0.00 |
| 4020 | Academic Awards | | | 0.00 | 0.00 | 0.00 | 0.00 | 0.00 |
| 4040 | Art | | | 0.59 | 0.00 | 0.00 | 0.00 | 0.59 |
| 4050 | Astronomy Club | | | 830.56 | 0.00 | 0.00 | 0.00 | 830.56 |
| 4055 | Athletic Trainers Club | | | 1,344.11 | 0.00 | 0.00 | 0.00 | 1,344.11 |
| 4060 | Band | | | -65,106.92 | 300.00 | 3,631.29 | 1,650.00 | -66,788.21 |
| 4064 | Winter Guard | | | 150.02 | 0.00 | 3,018.96 | 0.00 | -2,868.94 |
| 4065 | NSBA | | | 0.00 | 0.00 | 0.00 | 0.00 | 0.00 |
| 4091 | Broadcasting Club | | | 0.00 | 250.00 | 0.00 | 0.00 | 250.00 |
| 4109 | Cheer Uniforms | | | 0.00 | 0.00 | 0.00 | 0.00 | 0.00 |
| 4110 | Cheerleading | | | -17,833.13 | 2,585.00 | 93.99 | 178.17 | -15,163.95 |
| 4130 | Chess Club | | | 39.10 | 0.00 | 0.00 | 0.00 | 39.10 |
| 4140 | Choir | | | 9,450.28 | 0.00 | 3,404.52 | 0.00 | 6,045.76 |
| 4160 | Construction | | | -1,243.36 | 1,045.00 | 0.00 | 0.00 | -198.36 |
| 4180 | Culinary | | | 1,363.29 | 0.00 | 0.00 | 0.00 | 1,363.29 |
| 4190 | Dance | | | -11,904.85 | 0.00 | 2,893.54 | 0.00 | -14,798.39 |
| 4200 | Debate Team | | | 7,464.58 | 25.00 | 601.14 | 150.00 | 7,038.44 |
| 4210 | DECA | | | 4,709.48 | 0.00 | 6,523.67 | 0.00 | -1,814.19 |
| 4215 | Diversity | | | 10.04 | 0.00 | 0.00 | 0.00 | 10.04 |
| 4216 | Patriot Pals | | | 30.61 | 0.00 | 0.00 | 0.00 | 30.61 |
| 4217 | Patriot Perk | | | 5,291.15 | 0.00 | 0.00 | 0.00 | 5,291.15 |
| 4230 | Environmental Club | | | 2,387.86 | 0.00 | 0.00 | 0.00 | 2,387.86 |
| 4240 | Fashion Merchandising | | | 5.08 | 0.00 | 0.00 | 0.00 | 5.08 |
| 4250 | FCCLA | | | 0.00 | 0.00 | 0.00 | 0.00 | 0.00 |
| 4260 | FCS Club | | | 0.00 | 0.00 | 0.00 | 0.00 | 0.00 |
| 4290 | Forensics | | | 872.40 | 707.00 | 326.63 | -150.00 | 1,102.77 |
| 4300 | Foundation/PEMS | | | 0.00 | 0.00 | 0.00 | 0.00 | 0.00 |
| 4310 | French Club | | | 547.09 | 0.00 | 0.00 | 0.00 | 547.09 |
| 4320 | Educators Rising | | | 1,706.83 | 0.00 | 42.85 | 0.00 | 1,663.98 |
| 4340 | German Club | | | 1,627.94 | 0.00 | 0.00 | 0.00 | 1,627.94 |
| 4350 | Graphics | | | 5.00 | 0.00 | 0.00 | 0.00 | 5.00 |
| 4360 | History Club | | | 0.00 | 0.00 | 0.00 | 0.00 | 0.00 |
| 4365 | HOSA | | | 1,270.94 | 0.00 | 0.00 | 0.00 | 1,270.94 |
| 4380 | International Club | | | 0.00 | 0.00 | 0.00 | 0.00 | 0.00 |
| 4390 | Intramurals | | | 1,219.39 | 0.00 | 0.00 | 0.00 | 1,219.39 |
| 4405 | AFJROTC | | | 7,039.76 | 0.00 | 364.69 | 0.00 | 6,675.07 |
| 4408 | AFJROTC Marksmanship | | | 0.00 | 0.00 | 0.00 | 0.00 | 0.00 |
| 4410 | Junior Class | | | -1,311.45 | 359.00 | 1,547.74 | 0.00 | -2,500.19 |
| 4450 | LEO Club | | | 689.32 | 0.00 | 0.00 | 0.00 | 689.32 |
| 4460 | Literary Magazine | | | 54.82 | 0.00 | 0.00 | 0.00 | 54.82 |
| 4470 | Manufacturing | | | 3,198.72 | 0.00 | 0.00 | 0.00 | 3,198.72 |
| 4500 | Music | | | 0.00 | 0.00 | 0.00 | 0.00 | 0.00 |
| 4510 | National Honor Society | | | 1,361.64 | 0.00 | 0.00 | 0.00 | 1,361.64 |

Current Cash Balance

Sorted by Site ID, Group ID, Activity ID.

From 01/01/2022 to 01/31/2022.

| Site ID Group ID | Site Name Group Name | Activity ID | Activity Name | Beginning Cash | Receipts | Disbursements | Adjustments | Cash Balance |
|---------------------|---------------------------------|-------------|---------------|-------------------|------------------|------------------|-----------------|-------------------|
| 4520 | Newspaper | | | 7,566.34 | 0.00 | 0.00 | 0.00 | 7,566.34 |
| 4530 | Orchestra | | | 3,008.25 | 314.00 | 1,740.95 | 0.00 | 1,581.30 |
| 4550 | Patriot Photo | | | 959.39 | 0.00 | 0.00 | 0.00 | 959.39 |
| 4570 | Play Production | | | 10,377.49 | 695.41 | 0.00 | 1,390.00 | 12,462.90 |
| 4600 | Robotics & Engineering Club | | | 133.55 | 0.00 | 0.00 | 0.00 | 133.55 |
| 4640 | Senior Class | | | 1,504.14 | 0.00 | 0.00 | 0.00 | 1,504.14 |
| 4645 | Show Choir | | | 42,120.35 | 1,025.00 | 47,056.73 | 0.00 | -3,911.38 |
| 4650 | Skills USA | | | 192.04 | 0.00 | 0.00 | 0.00 | 192.04 |
| 4660 | Spanish Club | | | 86.09 | 0.00 | 0.00 | 0.00 | 86.09 |
| 4690 | Spirit Shop | | | 63,815.12 | 3,301.91 | 7,577.23 | 0.00 | 59,539.80 |
| 4710 | Student Council | | | 12,717.70 | 0.00 | 3,066.09 | 0.00 | 9,651.61 |
| 4760 | World Language | | | 724.45 | 0.00 | 0.00 | 0.00 | 724.45 |
| 4770 | Yearbook | | | 86,814.57 | -185.00 | 50.00 | 0.00 | 86,579.57 |
| D Totals: | | | | 185,290.37 | 10,422.32 | 81,940.02 | 3,218.17 | 116,990.84 |
| E | ADMINISTRATIVE CUSTODIAL | | | | | | | |
| 5010 | After Prom | | | 0.00 | 0.00 | 0.00 | 0.00 | 0.00 |
| 5020 | Fines | | | 0.00 | 0.00 | 0.00 | 0.00 | 0.00 |
| 5025 | Fines - Library Book | | | 1,824.22 | 50.47 | 0.00 | 0.00 | 1,874.69 |
| 5027 | Fines-Textbooks | | | 36,456.54 | 0.00 | 0.00 | 0.00 | 36,456.54 |
| 5030 | Counseling Center | | | 9,057.42 | 0.00 | 0.00 | 0.00 | 9,057.42 |
| 5040 | Fundraising-General | | | 0.00 | 0.00 | 0.00 | 0.00 | 0.00 |
| 5055 | Hall of Fame | | | 1,631.84 | 0.00 | 0.00 | 0.00 | 1,631.84 |
| 5060 | Hospitality | | | 1,323.09 | 0.00 | 115.25 | 0.00 | 1,207.84 |
| 5070 | Library | | | -215.02 | 0.00 | 0.00 | 0.00 | -215.02 |
| 5097 | New Frontier | | | 0.00 | 0.00 | 0.00 | 0.00 | 0.00 |
| 5100 | Other Adm Custodial | | | 0.00 | 0.00 | 0.00 | 0.00 | 0.00 |
| 5110 | Other Student Activities | | | 0.00 | 0.00 | 0.00 | 0.00 | 0.00 |
| 5115 | Field Trips-Curriculum Related | | | 0.00 | 0.00 | 0.00 | 0.00 | 0.00 |
| 5130 | Parking | | | 82,902.98 | 845.00 | 333.25 | 0.00 | 83,414.73 |
| 5135 | Patriot Post | | | 0.00 | 0.00 | 0.00 | 0.00 | 0.00 |
| 5140 | PayBac | | | 0.00 | 0.00 | 0.00 | 0.00 | 0.00 |
| 5150 | Pool Maintenance | | | 9,710.23 | 500.00 | 1,251.85 | 0.00 | 8,958.38 |
| 5160 | PSAT Exam | | | 3,047.34 | 0.00 | 0.00 | 0.00 | 3,047.34 |
| 5166 | SpEd | | | 122.94 | 0.00 | 0.00 | 0.00 | 122.94 |
| 5167 | Student ID Card Fee | | | 1,683.32 | 0.00 | 0.00 | 0.00 | 1,683.32 |
| 5170 | Student Notebooks | | | 0.00 | 0.00 | 0.00 | 0.00 | 0.00 |
| 5180 | Teacher Fund/Grants | | | 1,517.05 | 0.00 | 0.00 | 0.00 | 1,517.05 |
| 5185 | Technology | | | 0.00 | 0.00 | 0.00 | 0.00 | 0.00 |
| 5190 | Transcripts | | | 1,885.00 | 35.00 | 0.00 | 0.00 | 1,920.00 |
| E Totals: | | | | 150,946.95 | 1,430.47 | 1,700.35 | 0.00 | 150,677.07 |

Current Cash Balance

Sorted by Site ID, Group ID, Activity ID.
From 01/01/2022 to 01/31/2022.

| Site ID Group ID | Site Name Group Name | Activity ID | Activity Name | Beginning Cash | Receipts | Disbursements | Adjustments | Cash Balance |
|---------------------|-------------------------|-------------|-----------------------------------|-------------------|-------------------|-------------------|------------------|-------------------|
| Q | STUDENT FEE FUND | | | | | | | |
| | 7160 | | Participation Fees - Athletics | 0.00 | 0.00 | 0.00 | 0.00 | 0.00 |
| | 7161 | | Activity-Athletic Pass | 47,795.00 | 130.00 | 65.00 | 0.00 | 47,860.00 |
| | 7170 | | Participation Fees - Clubs & Orgs | 0.00 | 3,218.17 | 0.00 | -3,218.17 | 0.00 |
| | 7190 | | Field Trips | 103.00 | 150.00 | 178.27 | 0.00 | 74.73 |
| | | | Q Totals: | 47,898.00 | 3,498.17 | 243.27 | -3,218.17 | 47,934.73 |
| R | AP/IB EXAMS | | | | | | | |
| | 8010 | | AP Exams | 34,423.44 | 12,328.00 | 0.00 | 0.00 | 46,751.44 |
| | | | R Totals: | 34,423.44 | 12,328.00 | 0.00 | 0.00 | 46,751.44 |
| S | ATHLETIC | | | | | | | |
| | 9010 | | Gate Receipts | 86,371.88 | 24,815.90 | 0.00 | 0.00 | 111,187.78 |
| | 9020 | | Cash Reserve | 260,051.19 | 0.00 | 0.00 | 0.00 | 260,051.19 |
| | 9030 | | Concessions | 4,795.30 | 9,955.20 | 3,550.28 | 0.00 | 11,200.22 |
| | 9040 | | Tickets | 10,400.00 | 0.00 | 0.00 | 0.00 | 10,400.00 |
| | 9050 | | Athletic-General | -15,110.24 | 1,670.00 | 6,290.07 | 0.00 | -19,730.31 |
| | 9060 | | Athletic Director | 0.00 | 0.00 | 0.00 | 0.00 | 0.00 |
| | 9070 | | Miscellaneous Receipts | 271.32 | -31.07 | -87.10 | 0.00 | 327.35 |
| | 9080 | | Fundraising-Athletic | 0.00 | 0.00 | 0.00 | 0.00 | 0.00 |
| | 9090 | | Strength & Conditioning | 0.00 | 0.00 | 85.00 | 0.00 | -85.00 |
| | 9100 | | Athletic Training | -3,215.56 | 0.00 | 0.00 | 0.00 | -3,215.56 |
| | 9110 | | Activities | -11,403.34 | 0.00 | 430.00 | 0.00 | -11,833.34 |
| | 9120 | | Booster Contributions-Girls | 0.00 | 0.00 | 0.00 | 0.00 | 0.00 |
| | 9130 | | Booster Contributions-Boys | 0.00 | 0.00 | 0.00 | 0.00 | 0.00 |
| | 9131 | | Unified Sports Donations | 4,264.32 | 0.00 | 410.80 | 0.00 | 3,853.52 |
| | 9140 | | Metro Tournament | 0.00 | 0.00 | 0.00 | 0.00 | 0.00 |
| | | | S Totals: | 336,424.87 | 36,410.03 | 10,679.05 | 0.00 | 362,155.85 |
| | | | SHS Activity Totals: | 669,417.95 | 116,802.63 | 149,004.55 | 0.00 | 637,216.03 |

| | Begin Balance | Transfers | Receipts | Disbursements | Adjustments | End Balance |
|--------------------|---------------|-----------|------------|---------------|-------------|-------------|
| SHS Checking: | | | 116,802.63 | 149,004.55 | | |
| SHS Investment: | | | | | | |
| SHS Bank Balances: | 669,417.95 | | 116,802.63 | 149,004.55 | 0.00 | 637,216.03 |

Current Cash Balance

Sorted by Site ID, Group ID, Activity ID.
From 01/01/2022 to 01/31/2022.

| Site ID | Site Name | | | | | |
|-------------|-------------------------------|----------------|----------|---------------|-------------|--------------|
| Group ID | Group Name | | | | | |
| Activity ID | Activity Name | Beginning Cash | Receipts | Disbursements | Adjustments | Cash Balance |
| WHS | Millard West High School | | | | | |
| A | ACTIVITY GENERAL | | | | | |
| 1010 | General Admin | -541.38 | 102.02 | 1,260.00 | 0.00 | -1,699.36 |
| 1016 | Rev Trak Fees | 0.00 | 0.00 | 0.00 | 0.00 | 0.00 |
| 1017 | Returned Checks | -166.89 | 8.00 | 0.00 | 8.00 | -150.89 |
| 1018 | School Pay Fees | 423.95 | 128.16 | 413.75 | 0.00 | 138.36 |
| 1025 | Savings | -242,327.60 | 0.00 | 30.87 | 0.00 | -242,358.47 |
| 1030 | Staff Vending | 0.00 | 0.00 | 0.00 | 0.00 | 0.00 |
| 1035 | Student Vending | 0.00 | 0.00 | 0.00 | 0.00 | 0.00 |
| 1040 | Donations | 14,600.16 | 0.00 | 0.00 | 0.00 | 14,600.16 |
| 1050 | Projects/Support | 5,459.19 | 0.00 | 0.00 | 0.00 | 5,459.19 |
| 1070 | Start Up Cash | 0.00 | 0.00 | 0.00 | 0.00 | 0.00 |
| 1090 | Other Revenue | 1,808.11 | 30.87 | 0.00 | 0.00 | 1,838.98 |
| 1100 | Damage & Loss Property | 78.20 | 0.00 | 0.00 | 0.00 | 78.20 |
| 1105 | Laptop Insurance | 160.00 | 60.00 | 0.00 | 0.00 | 220.00 |
| 1106 | Laptop Loss/Damage | 1,485.00 | 589.00 | 0.00 | 0.00 | 2,074.00 |
| 1110 | Extracurr Transportation | 0.00 | 0.00 | 0.00 | 0.00 | 0.00 |
| 1120 | Equipment Replacement/Repair | 0.00 | 0.00 | 0.00 | 0.00 | 0.00 |
| 1130 | Building Maintenance | 7.00 | 0.00 | 0.00 | 0.00 | 7.00 |
| 1140 | Student Recognition Incentive | 0.00 | 0.00 | 0.00 | 0.00 | 0.00 |
| 1150 | Capital Outlay | 0.00 | 0.00 | 0.00 | 0.00 | 0.00 |
| 1170 | Wellness | 0.00 | 0.00 | 0.00 | 0.00 | 0.00 |
| A Totals: | | -219,014.26 | 918.05 | 1,704.62 | 8.00 | -219,792.83 |

Current Cash Balance

Sorted by Site ID, Group ID, Activity ID.

From 01/01/2022 to 01/31/2022.

| Site ID | Site Name | Beginning Cash | Receipts | Disbursements | Adjustments | Cash Balance |
|-------------|--|----------------|----------|---------------|-------------|--------------|
| Group ID | Group Name | | | | | |
| Activity ID | Activity Name | | | | | |
| B | Athletics-Girls | | | | | |
| 2051 | Awards - Girls Basketball | 0.00 | 0.00 | 0.00 | 0.00 | 0.00 |
| 2052 | Camps - Girls Basketball | 6,093.57 | 260.00 | 818.95 | 606.00 | 6,140.62 |
| 2053 | Entry Fees - Girls Basketball | -75.00 | 0.00 | 0.00 | 0.00 | -75.00 |
| 2054 | Equipment - Girls Basketball | -832.13 | 0.00 | 0.00 | 0.00 | -832.13 |
| 2055 | Lodging - Girls Basketball | 0.00 | 0.00 | 0.00 | 0.00 | 0.00 |
| 2056 | Meals - Girls Basketball | 0.00 | 0.00 | 0.00 | 0.00 | 0.00 |
| 2057 | Officials - Girls Basketball | -1,380.00 | 0.00 | 1,350.00 | 0.00 | -2,730.00 |
| 2058 | Prof. Development - Girls Basketball | 0.00 | 0.00 | 0.00 | 0.00 | 0.00 |
| 2059 | Scouting - Girls Basketball | 0.00 | 0.00 | 0.00 | 0.00 | 0.00 |
| 2060 | Security - Girls Basketball | -50.00 | 0.00 | 100.00 | 0.00 | -150.00 |
| 2061 | Transportation - Girls Basketball | -3,168.00 | 0.00 | 829.66 | 0.00 | -3,997.66 |
| 2062 | Uniforms/Apparel - Girls Basketball | -1,831.96 | 0.00 | 0.00 | 0.00 | -1,831.96 |
| 2063 | Misc. Expenditures - Girls Basketball | 0.00 | 0.00 | 0.00 | 0.00 | 0.00 |
| 2101 | Awards - Girls Cross Country | 0.00 | 0.00 | 0.00 | 0.00 | 0.00 |
| 2102 | Camps - Girls Cross Country | 397.05 | 0.00 | 0.00 | 0.00 | 397.05 |
| 2103 | Entry Fees - Girls Cross Country | -465.00 | 0.00 | 0.00 | 0.00 | -465.00 |
| 2104 | Equipment - Girls Cross Country | 0.00 | 0.00 | 0.00 | 0.00 | 0.00 |
| 2105 | Lodging - Girls Cross Country | 0.00 | 0.00 | 0.00 | 0.00 | 0.00 |
| 2106 | Meals - Girls Cross Country | -78.00 | 0.00 | 0.00 | 0.00 | -78.00 |
| 2107 | Officials - Girls Cross Country | 0.00 | 0.00 | 0.00 | 0.00 | 0.00 |
| 2108 | Prof. Development - Girls Cross Country | 0.00 | 0.00 | 0.00 | 0.00 | 0.00 |
| 2109 | Scouting - Girls Cross Country | 0.00 | 0.00 | 0.00 | 0.00 | 0.00 |
| 2110 | Security - Girls Cross Country | 0.00 | 0.00 | 0.00 | 0.00 | 0.00 |
| 2111 | Transportation - Girls Cross Country | -1,612.94 | 0.00 | 0.00 | 0.00 | -1,612.94 |
| 2112 | Uniforms/Apparel - Girls Cross Country | -593.18 | 0.00 | 0.00 | 0.00 | -593.18 |
| 2113 | Misc. Expenditures - Girls Cross Country | -425.00 | 0.00 | 0.00 | 0.00 | -425.00 |
| 2151 | Awards - Girls Golf | -54.36 | 0.00 | 0.00 | 0.00 | -54.36 |
| 2152 | Camps - Girls Golf | 880.43 | 0.00 | 0.00 | 0.00 | 880.43 |
| 2153 | Entry Fees - Girls Golf | -4,401.43 | 270.00 | 0.00 | 0.00 | -4,131.43 |
| 2154 | Equipment - Girls Golf | -1,025.00 | 0.00 | 0.00 | 0.00 | -1,025.00 |
| 2155 | Lodging - Girls Golf | -1,490.00 | 0.00 | 0.00 | 0.00 | -1,490.00 |
| 2156 | Meals - Girls Golf | -200.00 | 0.00 | 0.00 | 0.00 | -200.00 |
| 2157 | Officials - Girls Golf | 0.00 | 0.00 | 0.00 | 0.00 | 0.00 |
| 2158 | Prof. Development - Girls Golf | 0.00 | 0.00 | 0.00 | 0.00 | 0.00 |
| 2159 | Scouting - Girls Golf | 0.00 | 0.00 | 0.00 | 0.00 | 0.00 |
| 2160 | Security - Girls Golf | 0.00 | 0.00 | 0.00 | 0.00 | 0.00 |
| 2161 | Transportation - Girls Golf | -1,442.80 | 0.00 | 0.00 | 0.00 | -1,442.80 |
| 2162 | Uniforms/Apparel - Girls Golf | 0.00 | 0.00 | 0.00 | 0.00 | 0.00 |
| 2163 | Misc. Expenditures - Girls Golf | 0.00 | 0.00 | 0.00 | 0.00 | 0.00 |
| 2201 | Awards - Girls Soccer | 0.00 | 0.00 | 0.00 | 0.00 | 0.00 |
| 2202 | Camps - Girls Soccer | 14,540.19 | 0.00 | 0.00 | 0.00 | 14,540.19 |
| 2203 | Entry Fees - Girls Soccer | 0.00 | 0.00 | 0.00 | 0.00 | 0.00 |
| 2204 | Equipment - Girls Soccer | 0.00 | 0.00 | 0.00 | 0.00 | 0.00 |
| 2205 | Lodging - Girls Soccer | 0.00 | 0.00 | 0.00 | 0.00 | 0.00 |

Current Cash Balance

Sorted by Site ID, Group ID, Activity ID.
From 01/01/2022 to 01/31/2022.

| Site ID Group ID | Site Name Group Name | | | | | |
|---------------------|-------------------------------------|----------------|----------|---------------|-------------|--------------|
| Activity ID | Activity Name | Beginning Cash | Receipts | Disbursements | Adjustments | Cash Balance |
| 2206 | Meals - Girls Soccer | 0.00 | 0.00 | 0.00 | 0.00 | 0.00 |
| 2207 | Officials - Girls Soccer | -110.00 | 0.00 | 0.00 | 0.00 | -110.00 |
| 2208 | Prof. Development - Girls Soccer | 0.00 | 0.00 | 0.00 | 0.00 | 0.00 |
| 2209 | Scouting - Girls Soccer | 0.00 | 0.00 | 0.00 | 0.00 | 0.00 |
| 2210 | Security - Girls Soccer | 0.00 | 0.00 | 0.00 | 0.00 | 0.00 |
| 2211 | Transportation - Girls Soccer | 0.00 | 0.00 | 0.00 | 0.00 | 0.00 |
| 2212 | Uniforms/Apparel - Girls Soccer | 75.00 | 0.00 | 0.00 | 0.00 | 75.00 |
| 2213 | Misc. Expenditures - Girls Soccer | 0.00 | 0.00 | 0.00 | 0.00 | 0.00 |
| 2251 | Awards - Girls Swimming | 0.00 | 0.00 | 15.00 | 0.00 | -15.00 |
| 2252 | Camps - Girls Swimming | 8,213.53 | 50.00 | 1,085.49 | 0.00 | 7,178.04 |
| 2253 | Entry Fees - Girls Swimming | -225.00 | 0.00 | 75.00 | 0.00 | -300.00 |
| 2254 | Equipment - Girls Swimming | 0.00 | 0.00 | 0.00 | 0.00 | 0.00 |
| 2255 | Lodging - Girls Swimming | 0.00 | 0.00 | 0.00 | 0.00 | 0.00 |
| 2256 | Meals - Girls Swimming | 0.00 | 0.00 | 0.00 | 0.00 | 0.00 |
| 2257 | Officials - Girls Swimming | -295.00 | 0.00 | 135.00 | 0.00 | -430.00 |
| 2258 | Prof. Development - Girls Swimming | 0.00 | 0.00 | 0.00 | 0.00 | 0.00 |
| 2259 | Scouting - Girls Swimming | 0.00 | 0.00 | 0.00 | 0.00 | 0.00 |
| 2260 | Security - Girls Swimming | 0.00 | 0.00 | 0.00 | 0.00 | 0.00 |
| 2261 | Transportation - Girls Swimming | 0.00 | 0.00 | 244.95 | 0.00 | -244.95 |
| 2262 | Uniforms/Apparel - Girls Swimming | 0.00 | 0.00 | 0.00 | 0.00 | 0.00 |
| 2263 | Misc. Expenditures - Girls Swimming | 0.00 | 0.00 | 207.94 | 0.00 | -207.94 |
| 2301 | Awards - Girls Tennis | 0.00 | 0.00 | 0.00 | 0.00 | 0.00 |
| 2302 | Camps - Girls Tennis | 4,873.87 | 0.00 | 1,380.11 | 0.00 | 3,493.76 |
| 2303 | Entry Fees - Girls Tennis | 0.00 | 0.00 | 0.00 | 0.00 | 0.00 |
| 2304 | Equipment - Girls Tennis | -537.60 | 0.00 | 0.00 | 0.00 | -537.60 |
| 2305 | Lodging - Girls Tennis | 0.00 | 0.00 | 0.00 | 0.00 | 0.00 |
| 2306 | Meals - Girls Tennis | 0.00 | 0.00 | 0.00 | 0.00 | 0.00 |
| 2307 | Officials - Girls Tennis | 0.00 | 0.00 | 0.00 | 0.00 | 0.00 |
| 2308 | Prof. Development - Girls Tennis | 0.00 | 0.00 | 0.00 | 0.00 | 0.00 |
| 2309 | Scouting - Girls Tennis | 0.00 | 0.00 | 0.00 | 0.00 | 0.00 |
| 2310 | Security - Girls Tennis | 0.00 | 0.00 | 0.00 | 0.00 | 0.00 |
| 2311 | Transportation - Girls Tennis | 0.00 | 0.00 | 0.00 | 0.00 | 0.00 |
| 2312 | Uniforms/Apparel - Girls Tennis | 0.00 | 0.00 | 0.00 | 0.00 | 0.00 |
| 2313 | Misc. Expenditures - Girls Tennis | 0.00 | 0.00 | 0.00 | 0.00 | 0.00 |
| 2351 | Awards - Girls Track | 0.00 | 0.00 | 0.00 | 0.00 | 0.00 |
| 2352 | Camps - Girls Track | 585.11 | 0.00 | 189.11 | 0.00 | 396.00 |
| 2353 | Entry Fees - Girls Track | 0.00 | 0.00 | 0.00 | 0.00 | 0.00 |
| 2354 | Equipment - Girls Track | 0.00 | 0.00 | 0.00 | 0.00 | 0.00 |
| 2355 | Lodging - Girls Track | 0.00 | 0.00 | 0.00 | 0.00 | 0.00 |
| 2356 | Meals - Girls Track | 0.00 | 0.00 | 0.00 | 0.00 | 0.00 |
| 2357 | Officials - Girls Track | 0.00 | 0.00 | 0.00 | 0.00 | 0.00 |
| 2358 | Prof. Development - Girls Track | 0.00 | 0.00 | 0.00 | 0.00 | 0.00 |
| 2359 | Scouting - Girls Track | 0.00 | 0.00 | 0.00 | 0.00 | 0.00 |
| 2360 | Security - Girls Track | 0.00 | 0.00 | 0.00 | 0.00 | 0.00 |
| 2361 | Transportation - Girls Track | 0.00 | 0.00 | 0.00 | 0.00 | 0.00 |

Current Cash Balance

Sorted by Site ID, Group ID, Activity ID.

From 01/01/2022 to 01/31/2022.

| Site ID Group ID | Site Name Group Name | Activity Name | Beginning Cash | Receipts | Disbursements | Adjustments | Cash Balance |
|---------------------|-------------------------|--|----------------|----------|---------------|-------------|--------------|
| 2362 | | Uniforms/Apparel - Girls Track | 0.00 | 0.00 | 0.00 | 0.00 | 0.00 |
| 2363 | | Misc. Expenditures - Girls Track | 0.00 | 0.00 | 0.00 | 0.00 | 0.00 |
| 2401 | | Awards - Girls Volleyball | -43.00 | 0.00 | 0.00 | 0.00 | -43.00 |
| 2402 | | Camps - Girls Volleyball | 8,842.62 | 0.00 | 99.99 | 0.00 | 8,742.63 |
| 2403 | | Entry Fees - Girls Volleyball | -505.00 | 0.00 | 0.00 | 0.00 | -505.00 |
| 2404 | | Equipment - Girls Volleyball | 0.00 | 0.00 | 0.00 | 0.00 | 0.00 |
| 2405 | | Lodging - Girls Volleyball | 0.00 | 0.00 | 0.00 | 0.00 | 0.00 |
| 2406 | | Meals - Girls Volleyball | -112.00 | 0.00 | 0.00 | 0.00 | -112.00 |
| 2407 | | Officials - Girls Volleyball | -2,672.00 | 0.00 | 0.00 | 0.00 | -2,672.00 |
| 2408 | | Prof. Development - Girls Volleyball | 0.00 | 0.00 | 0.00 | 0.00 | 0.00 |
| 2409 | | Scouting - Girls Volleyball | 0.00 | 0.00 | 0.00 | 0.00 | 0.00 |
| 2410 | | Security - Girls Volleyball | 0.00 | 0.00 | 0.00 | 0.00 | 0.00 |
| 2411 | | Transportation - Girls Volleyball | -7,686.28 | 0.00 | 0.00 | 0.00 | -7,686.28 |
| 2412 | | Uniforms/Apparel - Girls Volleyball | 0.00 | 0.00 | 0.00 | 0.00 | 0.00 |
| 2413 | | Misc. Expenditures - Girls Volleyball | -60.15 | 0.00 | 0.00 | 0.00 | -60.15 |
| 2451 | | Awards - Girls Softball | -14.00 | 0.00 | 0.00 | 0.00 | -14.00 |
| 2452 | | Camps - Girls Softball | 969.10 | 120.00 | 0.00 | 0.00 | 1,089.10 |
| 2453 | | Entry Fees - Girls Softball | -1,030.00 | 0.00 | 0.00 | 0.00 | -1,030.00 |
| 2454 | | Equipment - Girls Softball | 0.00 | 0.00 | 0.00 | 0.00 | 0.00 |
| 2455 | | Lodging - Girls Softball | 0.00 | 0.00 | 0.00 | 0.00 | 0.00 |
| 2456 | | Meals - Girls Softball | 0.00 | 0.00 | 0.00 | 0.00 | 0.00 |
| 2457 | | Officials - Girls Softball | -1,380.00 | 0.00 | 0.00 | 0.00 | -1,380.00 |
| 2458 | | Prof. Development - Girls Softball | 0.00 | 0.00 | 0.00 | 0.00 | 0.00 |
| 2459 | | Scouting - Girls Softball | 0.00 | 0.00 | 0.00 | 0.00 | 0.00 |
| 2460 | | Security - Girls Softball | 0.00 | 0.00 | 0.00 | 0.00 | 0.00 |
| 2461 | | Transportation - Girls Softball | -1,723.74 | 0.00 | 0.00 | 0.00 | -1,723.74 |
| 2462 | | Uniforms/Apparel - Girls Softball | 0.00 | 0.00 | 0.00 | 0.00 | 0.00 |
| 2463 | | Misc. Expenditures - Girls Softball | 0.00 | 0.00 | 0.00 | 0.00 | 0.00 |
| 2501 | | Awards-Girls Bowling | 0.00 | 0.00 | 0.00 | 0.00 | 0.00 |
| 2502 | | Camps-Girls Bowling | -170.34 | 0.00 | 0.00 | 0.00 | -170.34 |
| 2503 | | Entry Fees-Girls Bowling | -165.00 | 0.00 | 40.00 | 0.00 | -205.00 |
| 2504 | | Equipment-Girls Bowling | 0.00 | 0.00 | 0.00 | 0.00 | 0.00 |
| 2505 | | Lodging-Girls Bowling | 0.00 | 0.00 | 0.00 | 0.00 | 0.00 |
| 2506 | | Meals-Girls Bowling | 0.00 | 0.00 | 0.00 | 0.00 | 0.00 |
| 2507 | | Officials-Girls Bowling | 0.00 | 0.00 | 0.00 | 0.00 | 0.00 |
| 2508 | | Professional Development-Girls Bowling | 0.00 | 0.00 | 0.00 | 0.00 | 0.00 |
| 2509 | | Scouting-Girls Bowling | 0.00 | 0.00 | 0.00 | 0.00 | 0.00 |
| 2510 | | Security-Girls Bowling | 0.00 | 0.00 | 0.00 | 0.00 | 0.00 |
| 2511 | | Transportation-Girls Bowling | 0.00 | 0.00 | 615.10 | 0.00 | -615.10 |
| 2512 | | Uniforms/Apparel-Girls Bowling | 0.00 | 0.00 | 0.00 | 0.00 | 0.00 |
| 2513 | | Misc. Expenditures-Girls Bowling | 0.00 | 0.00 | 0.00 | 0.00 | 0.00 |
| 2551 | | Awards-Girls Wrestling | 0.00 | 0.00 | 1.50 | 0.00 | -1.50 |
| 2552 | | Camps-Girls Wrestling | 0.00 | 535.00 | 1,381.73 | 2,035.00 | 1,188.27 |
| 2553 | | Entry Fees-Girls Wrestling | -500.00 | 0.00 | 100.00 | 0.00 | -600.00 |
| 2554 | | Equipment-Girls Wrestling | 0.00 | 0.00 | 0.00 | 0.00 | 0.00 |

Current Cash Balance

Sorted by Site ID, Group ID, Activity ID.

From 01/01/2022 to 01/31/2022.

| Site ID Group ID | Site Name Group Name | Activity ID | Activity Name | Beginning Cash | Receipts | Disbursements | Adjustments | Cash Balance |
|---------------------|---|-------------|---------------|----------------|----------|---------------|-------------|--------------|
| 2555 | Lodging-Girls Wrestling | | | 0.00 | 0.00 | 0.00 | 0.00 | 0.00 |
| 2556 | Meals-Girls Wrestling | | | 0.00 | 0.00 | 0.00 | 0.00 | 0.00 |
| 2557 | Officials-Girls Wrestling | | | 0.00 | 0.00 | 1,462.50 | 0.00 | -1,462.50 |
| 2558 | Prof. Development-Girls Wrestling | | | 0.00 | 0.00 | 0.00 | 0.00 | 0.00 |
| 2559 | Scouting-Girls Wrestling | | | 0.00 | 0.00 | 0.00 | 0.00 | 0.00 |
| 2560 | Security-Girls Wrestling | | | 0.00 | 0.00 | 0.00 | 0.00 | 0.00 |
| 2561 | Transportation-Girls Wrestling | | | -39.55 | 0.00 | 386.25 | 0.00 | -425.80 |
| 2562 | Uniforms/Apparel-Girls Wrestling | | | -1,080.00 | 0.00 | 0.00 | 0.00 | -1,080.00 |
| 2563 | Misc Expenditures-Girls Wrestling | | | 0.00 | 0.00 | 0.00 | 0.00 | 0.00 |
| 2601 | Awards-Girls Unified Sports | | | -22.05 | 0.00 | 0.00 | 0.00 | -22.05 |
| 2602 | Camps-Girls Unified Sports | | | 1,720.47 | 0.00 | 0.00 | 0.00 | 1,720.47 |
| 2603 | Entry Fees-Girls Unified Sports | | | -10.00 | 0.00 | 0.00 | 0.00 | -10.00 |
| 2604 | Equipment-Girls Unified Sports | | | 0.00 | 0.00 | 0.00 | 0.00 | 0.00 |
| 2605 | Lodging-Girls Unified Sports | | | 0.00 | 0.00 | 0.00 | 0.00 | 0.00 |
| 2606 | Meals-Girls Unified Sports | | | 0.00 | 0.00 | 0.00 | 0.00 | 0.00 |
| 2607 | Officials-Girls Unified Sports | | | 0.00 | 0.00 | 0.00 | 0.00 | 0.00 |
| 2608 | Prof. Development-Girls Unified Sports | | | 0.00 | 0.00 | 0.00 | 0.00 | 0.00 |
| 2609 | Scouting-Girls Unified Sports | | | 0.00 | 0.00 | 0.00 | 0.00 | 0.00 |
| 2610 | Security-Girls Unified Sports | | | 0.00 | 0.00 | 0.00 | 0.00 | 0.00 |
| 2611 | Transportation-Girls Unified Sports | | | -21.82 | 0.00 | 0.00 | 0.00 | -21.82 |
| 2612 | Uniforms/Apparel-Girls Unified Sports | | | 0.00 | 0.00 | 0.00 | 0.00 | 0.00 |
| 2613 | Misc. Expenditures-Girls Unified Sports | | | 0.00 | 0.00 | 0.00 | 0.00 | 0.00 |
| B Totals: | | | | 9,663.61 | 1,235.00 | 10,518.28 | 2,641.00 | 3,021.33 |

Current Cash Balance

Sorted by Site ID, Group ID, Activity ID.
From 01/01/2022 to 01/31/2022.

| Site ID Group ID | Site Name Group Name | Activity ID | Activity Name | Beginning Cash | Receipts | Disbursements | Adjustments | Cash Balance |
|---------------------|-------------------------|-------------|---|----------------|----------|---------------|-------------|--------------|
| C | Athletics-Boys | | | | | | | |
| | | 3012 | Uniforms/Apparel - Boys | 0.00 | 0.00 | 0.00 | 0.00 | 0.00 |
| | | 3051 | Awards - Boys Basketball | 0.00 | 0.00 | 0.00 | 0.00 | 0.00 |
| | | 3052 | Camps - Boys Basketball | 26.18 | 0.00 | 321.00 | -203.00 | -497.82 |
| | | 3053 | Entry Fees - Boys Basketball | -175.00 | 0.00 | 0.00 | 0.00 | -175.00 |
| | | 3054 | Equipment - Boys Basketball | -1,892.46 | 0.00 | 0.00 | 0.00 | -1,892.46 |
| | | 3055 | Lodging - Boys Basketball | 0.00 | 0.00 | 0.00 | 0.00 | 0.00 |
| | | 3056 | Meals - Boys Basketball | 0.00 | 0.00 | 0.00 | 0.00 | 0.00 |
| | | 3057 | Officials - Boys Basketball | -1,350.00 | 0.00 | 2,430.00 | 0.00 | -3,780.00 |
| | | 3058 | Prof. Development - Boys Basketball | 0.00 | 0.00 | 0.00 | 0.00 | 0.00 |
| | | 3059 | Scouting - Boys Basketball | 0.00 | 0.00 | 0.00 | 0.00 | 0.00 |
| | | 3060 | Security - Boys Basketball | -50.00 | 0.00 | 100.00 | 0.00 | -150.00 |
| | | 3061 | Transportation - Boys Basketball | -3,168.00 | 0.00 | 2,702.94 | 0.00 | -5,870.94 |
| | | 3062 | Uniforms/Apparel - Boys Basketball | 0.00 | 0.00 | 0.00 | 0.00 | 0.00 |
| | | 3063 | Misc. Expenditures - Boys Basketball | 0.00 | 0.00 | 0.00 | 0.00 | 0.00 |
| | | 3101 | Awards - Boys Cross Country | -40.12 | 0.00 | 0.00 | 0.00 | -40.12 |
| | | 3102 | Camps - Boys Cross Country | 397.05 | 0.00 | 0.00 | 0.00 | 397.05 |
| | | 3103 | Entry Fees - Boys Cross Country | -335.00 | 0.00 | 0.00 | 0.00 | -335.00 |
| | | 3104 | Equipment - Boys Cross Country | 0.00 | 0.00 | 0.00 | 0.00 | 0.00 |
| | | 3105 | Lodging - Boys Cross Country | 0.00 | 0.00 | 0.00 | 0.00 | 0.00 |
| | | 3106 | Meals - Boys Cross Country | -78.00 | 0.00 | 0.00 | 0.00 | -78.00 |
| | | 3107 | Officials - Boys Cross Country | 0.00 | 0.00 | 0.00 | 0.00 | 0.00 |
| | | 3108 | Prof. Development - Boys Cross Country | 0.00 | 0.00 | 0.00 | 0.00 | 0.00 |
| | | 3109 | Scouting - Boys Cross Country | 0.00 | 0.00 | 0.00 | 0.00 | 0.00 |
| | | 3110 | Security - Boys Cross Country | 0.00 | 0.00 | 0.00 | 0.00 | 0.00 |
| | | 3111 | Transportation - Boys Cross Country | -1,612.97 | 0.00 | 0.00 | 0.00 | -1,612.97 |
| | | 3112 | Uniforms/Apparel - Boys Cross Country | -448.18 | 0.00 | 0.00 | 0.00 | -448.18 |
| | | 3113 | Misc. Expenditures - Boys Cross Country | -425.00 | 0.00 | 0.00 | 0.00 | -425.00 |
| | | 3151 | Awards - Boys Golf | 0.00 | 0.00 | 0.00 | 0.00 | 0.00 |
| | | 3152 | Camps - Boys Golf | 1,743.73 | 0.00 | 0.00 | 0.00 | 1,743.73 |
| | | 3153 | Entry Fees - Boys Golf | -1,880.00 | 0.00 | 0.00 | 0.00 | -1,880.00 |
| | | 3154 | Equipment - Boys Golf | 0.00 | 0.00 | 0.00 | 0.00 | 0.00 |
| | | 3155 | Lodging - Boys Golf | 0.00 | 0.00 | 0.00 | 0.00 | 0.00 |
| | | 3156 | Meals - Boys Golf | -207.58 | 0.00 | 0.00 | 0.00 | -207.58 |
| | | 3157 | Officials - Boys Golf | 0.00 | 0.00 | 0.00 | 0.00 | 0.00 |
| | | 3158 | Prof. Development - Boys Golf | 0.00 | 0.00 | 0.00 | 0.00 | 0.00 |
| | | 3159 | Scouting - Boys Golf | 0.00 | 0.00 | 0.00 | 0.00 | 0.00 |
| | | 3160 | Security - Boys Golf | 0.00 | 0.00 | 0.00 | 0.00 | 0.00 |
| | | 3161 | Transportation - Boys Golf | 0.00 | 0.00 | 0.00 | 0.00 | 0.00 |
| | | 3162 | Uniforms/Apparel - Boys Golf | 0.00 | 0.00 | 0.00 | 0.00 | 0.00 |
| | | 3163 | Misc. Expenditures - Boys Golf | 0.00 | 0.00 | 0.00 | 0.00 | 0.00 |
| | | 3201 | Awards - Boys Soccer | 0.00 | 0.00 | 0.00 | 0.00 | 0.00 |
| | | 3202 | Camps - Boys Soccer | 981.94 | 0.00 | 157.00 | 50.00 | 874.94 |
| | | 3203 | Entry Fees - Boys Soccer | 0.00 | 0.00 | 0.00 | 0.00 | 0.00 |
| | | 3204 | Equipment - Boys Soccer | 0.00 | 0.00 | 0.00 | 0.00 | 0.00 |

Current Cash Balance

Sorted by Site ID, Group ID, Activity ID.
From 01/01/2022 to 01/31/2022.

| Site ID Group ID | Site Name Group Name | Activity ID | Activity Name | Beginning Cash | Receipts | Disbursements | Adjustments | Cash Balance |
|---------------------|-------------------------|-------------|------------------------------------|----------------|----------|---------------|-------------|--------------|
| 3205 | | | Lodging - Boys Soccer | 0.00 | 0.00 | 0.00 | 0.00 | 0.00 |
| 3206 | | | Meals - Boys Soccer | 0.00 | 0.00 | 0.00 | 0.00 | 0.00 |
| 3207 | | | Officials - Boys Soccer | 0.00 | 0.00 | 0.00 | 0.00 | 0.00 |
| 3208 | | | Prof. Development - Boys Soccer | 0.00 | 0.00 | 0.00 | 0.00 | 0.00 |
| 3209 | | | Scouting - Boys Soccer | 0.00 | 0.00 | 0.00 | 0.00 | 0.00 |
| 3210 | | | Security - Boys Soccer | 0.00 | 0.00 | 0.00 | 0.00 | 0.00 |
| 3211 | | | Transportation - Boys Soccer | 0.00 | 0.00 | 0.00 | 0.00 | 0.00 |
| 3212 | | | Uniforms/Apparel - Boys Soccer | 0.00 | 0.00 | 0.00 | 0.00 | 0.00 |
| 3213 | | | Misc. Expenditures - Boys Soccer | 0.00 | 0.00 | 0.00 | 0.00 | 0.00 |
| 3251 | | | Awards - Boys Swimming | 0.00 | 0.00 | 15.00 | 0.00 | -15.00 |
| 3252 | | | Camps - Boys Swimming | 8,213.49 | 50.00 | 1,085.51 | 0.00 | 7,177.98 |
| 3253 | | | Entry Fees - Boys Swimming | -225.00 | 0.00 | 75.00 | 0.00 | -300.00 |
| 3254 | | | Equipment - Boys Swimming | 0.00 | 0.00 | 0.00 | 0.00 | 0.00 |
| 3255 | | | Lodging - Boys Swimming | 0.00 | 0.00 | 0.00 | 0.00 | 0.00 |
| 3256 | | | Meals - Boys Swimming | 0.00 | 0.00 | 0.00 | 0.00 | 0.00 |
| 3257 | | | Officials - Boys Swimming | -295.00 | 0.00 | 135.00 | 0.00 | -430.00 |
| 3258 | | | Prof. Development - Boys Swimming | 0.00 | 0.00 | 0.00 | 0.00 | 0.00 |
| 3259 | | | Scouting - Boys Swimming | 0.00 | 0.00 | 0.00 | 0.00 | 0.00 |
| 3260 | | | Security - Boys Swimming | 0.00 | 0.00 | 0.00 | 0.00 | 0.00 |
| 3261 | | | Transportation - Boys Swimming | 0.00 | 0.00 | 244.96 | 0.00 | -244.96 |
| 3262 | | | Uniforms/Apparels - Boys Swimming | 0.00 | 0.00 | 0.00 | 0.00 | 0.00 |
| 3263 | | | Misc. Expenditures - Boys Swimming | 0.00 | 0.00 | 207.94 | 0.00 | -207.94 |
| 3301 | | | Awards - Boys Tennis | -17.50 | 0.00 | 0.00 | 0.00 | -17.50 |
| 3302 | | | Camps - Boys Tennis | 3,854.99 | 0.00 | 1,380.11 | 0.00 | 2,474.88 |
| 3303 | | | Entry Fees - Boys Tennis | 280.00 | 0.00 | 0.00 | 0.00 | 280.00 |
| 3304 | | | Equipment - Boys Tennis | -537.60 | 0.00 | 0.00 | 0.00 | -537.60 |
| 3305 | | | Lodging - Boys Tennis | 0.00 | 0.00 | 0.00 | 0.00 | 0.00 |
| 3306 | | | Meals - Boys Tennis | -144.79 | 0.00 | 0.00 | 0.00 | -144.79 |
| 3307 | | | Officials - Boys Tennis | 0.00 | 0.00 | 0.00 | 0.00 | 0.00 |
| 3308 | | | Prof. Development - Boys Tennis | 0.00 | 0.00 | 0.00 | 0.00 | 0.00 |
| 3309 | | | Scouting - Boys Tennis | 0.00 | 0.00 | 0.00 | 0.00 | 0.00 |
| 3310 | | | Security - Boys Tennis | 0.00 | 0.00 | 0.00 | 0.00 | 0.00 |
| 3311 | | | Transportation - Boys Tennis | -76.46 | 0.00 | 0.00 | 0.00 | -76.46 |
| 3312 | | | Uniforms/Apparel - Boys Tennis | -500.01 | 0.00 | 0.00 | 0.00 | -500.01 |
| 3313 | | | Misc. Expenditures - Boys Tennis | 0.00 | 0.00 | 0.00 | 0.00 | 0.00 |
| 3351 | | | Awards - Boys Track | 0.00 | 0.00 | 0.00 | 0.00 | 0.00 |
| 3352 | | | Camps - Boys Track | 1,839.42 | 0.00 | 0.00 | 0.00 | 1,839.42 |
| 3353 | | | Entry Fees - Boys Track | 0.00 | 0.00 | 0.00 | 0.00 | 0.00 |
| 3354 | | | Equipment - Boys Track | 0.00 | 0.00 | 0.00 | 0.00 | 0.00 |
| 3355 | | | Lodging - Boys Track | 0.00 | 0.00 | 0.00 | 0.00 | 0.00 |
| 3356 | | | Meals - Boys Track | 0.00 | 0.00 | 0.00 | 0.00 | 0.00 |
| 3357 | | | Officials - Boys Track | 0.00 | 0.00 | 0.00 | 0.00 | 0.00 |
| 3358 | | | Prof. Development - Boys Track | 0.00 | 0.00 | 0.00 | 0.00 | 0.00 |
| 3359 | | | Scouting - Boys Track | 0.00 | 0.00 | 0.00 | 0.00 | 0.00 |
| 3360 | | | Security - Boys Track | 0.00 | 0.00 | 0.00 | 0.00 | 0.00 |

Current Cash Balance

Sorted by Site ID, Group ID, Activity ID.
From 01/01/2022 to 01/31/2022.

| Site ID Group ID | Site Name Group Name | Activity ID | Activity Name | Beginning Cash | Receipts | Disbursements | Adjustments | Cash Balance |
|---------------------|-------------------------|-------------|------------------------------------|----------------|----------|---------------|-------------|--------------|
| 3361 | | | Transportation - Boys Track | 0.00 | 0.00 | 0.00 | 0.00 | 0.00 |
| 3362 | | | Uniforms/Apparel - Boys Track | 0.00 | 0.00 | 0.00 | 0.00 | 0.00 |
| 3363 | | | Misc. Expenditures - Boys Track | 0.00 | 0.00 | 0.00 | 0.00 | 0.00 |
| 3401 | | | Awards-Boys Bowling | 0.00 | 0.00 | 0.00 | 0.00 | 0.00 |
| 3402 | | | Camps-Boys Bowling | -12.68 | 0.00 | 161.96 | 0.00 | -174.64 |
| 3403 | | | Entry Fees-Boys Bowling | -290.00 | 0.00 | 140.00 | 0.00 | -430.00 |
| 3404 | | | Equipment-Boys Bowling | 0.00 | 0.00 | 0.00 | 0.00 | 0.00 |
| 3405 | | | Lodging-Boys Bowling | 0.00 | 0.00 | 0.00 | 0.00 | 0.00 |
| 3406 | | | Meals-Boys Bowling | 0.00 | 0.00 | 0.00 | 0.00 | 0.00 |
| 3407 | | | Officials-Boys Bowling | 0.00 | 0.00 | 0.00 | 0.00 | 0.00 |
| 3408 | | | Prof. Development-Boys Bowling | 0.00 | 0.00 | 0.00 | 0.00 | 0.00 |
| 3409 | | | Scouting-Boys Bowling | 0.00 | 0.00 | 0.00 | 0.00 | 0.00 |
| 3410 | | | Security-Boys Bowling | 0.00 | 0.00 | 0.00 | 0.00 | 0.00 |
| 3411 | | | Transportation-Boys Bowling | 0.00 | 0.00 | 615.11 | 0.00 | -615.11 |
| 3412 | | | Uniforms-Apparel-Bowls Bowling | 0.00 | 0.00 | 0.00 | 0.00 | 0.00 |
| 3413 | | | Misc. Expenditures-Boys Bowling | 0.00 | 0.00 | 0.00 | 0.00 | 0.00 |
| 3451 | | | Awards - Boys Baseball | 0.00 | 0.00 | 0.00 | 0.00 | 0.00 |
| 3452 | | | Camps - Boys Baseball | 37.05 | 0.00 | 0.00 | 0.00 | 37.05 |
| 3453 | | | Entry Fees - Boys Baseball | 0.00 | 0.00 | 0.00 | 0.00 | 0.00 |
| 3454 | | | Equipment - Boys Baseball | 0.00 | 0.00 | 0.00 | 0.00 | 0.00 |
| 3455 | | | Lodging - Boys Baseball | 0.00 | 0.00 | 0.00 | 0.00 | 0.00 |
| 3456 | | | Meals - Boys Baseball | 0.00 | 0.00 | 0.00 | 0.00 | 0.00 |
| 3457 | | | Officials - Boys Baseball | 0.00 | 0.00 | 0.00 | 0.00 | 0.00 |
| 3458 | | | Prof. Development - Boys Baseball | 0.00 | 0.00 | 0.00 | 0.00 | 0.00 |
| 3459 | | | Scouting - Boys Baseball | 0.00 | 0.00 | 0.00 | 0.00 | 0.00 |
| 3460 | | | Security - Boys Baseball | 0.00 | 0.00 | 0.00 | 0.00 | 0.00 |
| 3461 | | | Transportation - Boys Baseball | 0.00 | 0.00 | 0.00 | 0.00 | 0.00 |
| 3462 | | | Uniforms/Apparel - Boys Baseball | 0.00 | 0.00 | 0.00 | 0.00 | 0.00 |
| 3463 | | | Misc. Expenditures - Boys Baseball | 0.00 | 0.00 | 0.00 | 0.00 | 0.00 |
| 3501 | | | Awards - Boys Football | 0.00 | 0.00 | 0.00 | 0.00 | 0.00 |
| 3502 | | | Camps - Boys Football | 7,742.65 | 0.00 | -5,944.56 | 0.00 | 13,687.21 |
| 3503 | | | Entry Fees - Boys Football | 0.00 | 0.00 | 0.00 | 0.00 | 0.00 |
| 3504 | | | Equipment - Boys Football | -7,469.42 | 0.00 | 1,532.96 | 0.00 | -9,002.38 |
| 3505 | | | Lodging - Boys Football | 0.00 | 0.00 | 0.00 | 0.00 | 0.00 |
| 3506 | | | Meals - Boys Football | 0.00 | 0.00 | 0.00 | 0.00 | 0.00 |
| 3507 | | | Officials - Boys Football | -6,109.64 | 0.00 | 0.00 | 0.00 | -6,109.64 |
| 3508 | | | Prof. Development - Boys Football | 0.00 | 0.00 | 0.00 | 0.00 | 0.00 |
| 3509 | | | Scouting - Boys Football | 0.00 | 0.00 | 0.00 | 0.00 | 0.00 |
| 3510 | | | Security - Boys Football | -2,300.00 | 0.00 | 0.00 | 0.00 | -2,300.00 |
| 3511 | | | Transportation - Boys Football | -6,063.16 | 0.00 | 0.00 | 0.00 | -6,063.16 |
| 3512 | | | Uniforms/Apparel - Boys Football | 0.00 | 0.00 | 0.00 | 0.00 | 0.00 |
| 3513 | | | Misc Expenditures-Boys Football | -1,037.44 | 0.00 | 0.00 | 0.00 | -1,037.44 |
| 3551 | | | Awards - Boys Wrestling | -200.25 | 0.00 | 3.00 | 0.00 | -203.25 |
| 3552 | | | Camps - Boys Wrestling | -3,164.60 | 1,200.00 | 0.00 | 2,248.65 | 284.05 |
| 3553 | | | Entry Fees - Boys Wrestling | 110.00 | 0.00 | 375.00 | 0.00 | -265.00 |

Current Cash Balance

Sorted by Site ID, Group ID, Activity ID.
From 01/01/2022 to 01/31/2022.

| Site ID Group ID | Site Name Group Name | Activity ID | Activity Name | Beginning Cash | Receipts | Disbursements | Adjustments | Cash Balance |
|---------------------|--|-------------|---------------|----------------|----------|---------------|-------------|--------------|
| 3554 | Equipment - Boys Wrestling | | | -587.90 | 0.00 | 0.00 | 0.00 | -587.90 |
| 3555 | Lodging - Boys Wrestling | | | 0.00 | 0.00 | 0.00 | 0.00 | 0.00 |
| 3556 | Meals - Boys Wrestling | | | 0.00 | 0.00 | 0.00 | 0.00 | 0.00 |
| 3557 | Officials - Boys Wrestling | | | 0.00 | 0.00 | 1,462.50 | 0.00 | -1,462.50 |
| 3558 | Prof. Development - Boys Wrestling | | | 0.00 | 0.00 | 0.00 | 0.00 | 0.00 |
| 3559 | Scouting - Boys Wrestling | | | 0.00 | 0.00 | 0.00 | 0.00 | 0.00 |
| 3560 | Security - Boys Wrestling | | | 0.00 | 0.00 | 0.00 | 0.00 | 0.00 |
| 3561 | Transportation - Boys Wrestling | | | -739.62 | 0.00 | 4,038.80 | 0.00 | -4,778.42 |
| 3562 | Uniforms/Apparel - Boys Wrestling | | | 0.00 | 0.00 | 0.00 | 0.00 | 0.00 |
| 3563 | Misc. Expenditures - Boys Wrestling | | | 0.00 | 0.00 | 0.00 | 0.00 | 0.00 |
| 3564 | Wrestling-Metro Coaches Association | | | 550.00 | 0.00 | 0.00 | 0.00 | 550.00 |
| 3601 | Awards-Boys Unified Sports | | | -22.04 | 0.00 | 0.00 | 0.00 | -22.04 |
| 3602 | Camps-Boys Unified Sports | | | 1,670.41 | 0.00 | 0.00 | 0.00 | 1,670.41 |
| 3603 | Entry Fees-Boys Unified Sports | | | -10.00 | 0.00 | 0.00 | 0.00 | -10.00 |
| 3604 | Equipment-Boys Unified Sports | | | 0.00 | 0.00 | 0.00 | 0.00 | 0.00 |
| 3605 | Lodging-Boys Unified Sports | | | 0.00 | 0.00 | 0.00 | 0.00 | 0.00 |
| 3606 | Meals-Boys Unified Sports | | | 0.00 | 0.00 | 0.00 | 0.00 | 0.00 |
| 3607 | Officials-Boys Unified Sports | | | 0.00 | 0.00 | 0.00 | 0.00 | 0.00 |
| 3608 | Prof. Development-Boys Unified Sports | | | 0.00 | 0.00 | 0.00 | 0.00 | 0.00 |
| 3609 | Scouting-Boys Unified Sports | | | 0.00 | 0.00 | 0.00 | 0.00 | 0.00 |
| 3610 | Security-Boys Unified Sports | | | 0.00 | 0.00 | 0.00 | 0.00 | 0.00 |
| 3611 | Transportation-Boys Unified Sports | | | -21.84 | 0.00 | 0.00 | 0.00 | -21.84 |
| 3612 | Uniforms/Apparel-Boys Unified Sports | | | 0.00 | 0.00 | 0.00 | 0.00 | 0.00 |
| 3613 | Misc. Expenditures-Boys Unified Sports | | | 0.00 | 0.00 | 0.00 | 0.00 | 0.00 |
| C Totals: | | | | -14,040.35 | 1,250.00 | 11,239.23 | 2,095.65 | -21,933.93 |

Current Cash Balance

Sorted by Site ID, Group ID, Activity ID.
From 01/01/2022 to 01/31/2022.

| Site ID Group ID | Site Name Group Name | Activity ID | Activity Name | Beginning Cash | Receipts | Disbursements | Adjustments | Cash Balance |
|---------------------|-------------------------|-------------|------------------------|----------------|----------|---------------|-------------|--------------|
| D | CLUBS AND ORGANIZATIONS | | | | | | | |
| | 4010 | | 40 Assets | 0.00 | 0.00 | 0.00 | 0.00 | 0.00 |
| | 4012 | | Wildcat Service Club | 213.03 | 0.00 | 0.00 | 0.00 | 213.03 |
| | 4030 | | Interact Club | 0.00 | 0.00 | 0.00 | 0.00 | 0.00 |
| | 4040 | | Art | 8,006.28 | 90.00 | 0.00 | 0.00 | 8,096.28 |
| | 4060 | | Band | 12,447.11 | 69.00 | 1,243.64 | 1,929.51 | 13,201.98 |
| | 4061 | | Band Uniforms | 1,573.16 | 74.53 | 0.00 | 0.00 | 1,647.69 |
| | 4062 | | Band Trip | 6,585.29 | 0.00 | 0.00 | 0.00 | 6,585.29 |
| | 4110 | | Cheerleading | -852.50 | 0.00 | 0.00 | 0.00 | -852.50 |
| | 4111 | | Cheerleading-Varsity | 571.24 | 158.00 | 0.00 | -161.00 | 568.24 |
| | 4112 | | Cheerleading-JV | -321.38 | 0.00 | 0.00 | 0.00 | -321.38 |
| | 4113 | | Cheerleading-Freshman | 1,545.76 | 0.00 | 0.00 | 0.00 | 1,545.76 |
| | 4115 | | Uniforms-Cheer/Dance | 0.00 | 0.00 | 0.00 | 0.00 | 0.00 |
| | 4140 | | Choir | 525.28 | 0.00 | 0.00 | 0.00 | 525.28 |
| | 4141 | | Choir Trip | 0.00 | 0.00 | 0.00 | 0.00 | 0.00 |
| | 4160 | | Construction | 5,784.13 | 0.00 | 0.00 | 360.00 | 6,144.13 |
| | 4180 | | Culinary | 1,414.89 | 0.00 | 0.00 | 0.00 | 1,414.89 |
| | 4185 | | Cycling | 4,556.84 | 0.00 | 2,498.79 | 0.00 | 2,058.05 |
| | 4190 | | Dance | -3,045.75 | -415.73 | 2,764.98 | 12,810.87 | 6,584.41 |
| | 4200 | | Debate Team | 5,213.84 | 85.00 | 375.00 | 0.00 | 4,923.84 |
| | 4210 | | DECA | 0.00 | 0.00 | 0.00 | 0.00 | 0.00 |
| | 4214 | | Unified Activities | 17,232.86 | 0.00 | 134.61 | 0.00 | 17,098.25 |
| | 4215 | | Diversity | 0.00 | 0.00 | 0.00 | 0.00 | 0.00 |
| | 4220 | | Drama Club | 6,796.08 | 770.00 | 1,372.54 | 3,062.50 | 9,256.04 |
| | 4224 | | Computer Club | 1,045.21 | 0.00 | 0.00 | 0.00 | 1,045.21 |
| | 4225 | | Engineering | 562.76 | 0.00 | 0.00 | 0.00 | 562.76 |
| | 4226 | | Economics Club | 980.00 | 0.00 | 0.00 | 0.00 | 980.00 |
| | 4230 | | Environmental Club | 1,161.18 | 0.00 | 0.00 | 0.00 | 1,161.18 |
| | 4250 | | FCCLA | 5,246.52 | 0.00 | 0.00 | 0.00 | 5,246.52 |
| | 4251 | | FCCLA District 3 | 1,651.24 | 0.00 | 0.00 | 0.00 | 1,651.24 |
| | 4260 | | FCS Club | 0.00 | 0.00 | 0.00 | 0.00 | 0.00 |
| | 4290 | | Forensics | 1,622.02 | 0.00 | 884.26 | 0.00 | 737.76 |
| | 4310 | | French Club | 1,559.93 | 1,655.00 | 1,745.00 | 0.00 | 1,469.93 |
| | 4320 | | Educators Rising | 4,764.45 | 0.00 | 0.00 | 0.00 | 4,764.45 |
| | 4325 | | Gaming Club | 30.45 | 0.00 | 0.00 | 0.00 | 30.45 |
| | 4340 | | German Club | 62.35 | 0.00 | 0.00 | 0.00 | 62.35 |
| | 4365 | | HOSA | 11,330.36 | 0.00 | 320.00 | 0.00 | 11,010.36 |
| | 4370 | | Industrial Arts | 0.00 | 0.00 | 0.00 | 0.00 | 0.00 |
| | 4380 | | International Club | 0.00 | 0.00 | 0.00 | 0.00 | 0.00 |
| | 4390 | | Intramurals | 0.00 | 0.00 | 0.00 | 0.00 | 0.00 |
| | 4395 | | Invisible Children-WHS | 0.00 | 0.00 | 0.00 | 0.00 | 0.00 |
| | 4400 | | Japanese Club | 0.00 | 0.00 | 0.00 | 0.00 | 0.00 |
| | 4410 | | Junior Class | 16,257.54 | 0.00 | 129.18 | 532.00 | 16,660.36 |
| | 4415 | | Justice League | 0.00 | 0.00 | 0.00 | 0.00 | 0.00 |
| | 4420 | | Key Club | 2,035.15 | 0.00 | 0.00 | 0.00 | 2,035.15 |

Current Cash Balance

Sorted by Site ID, Group ID, Activity ID.
From 01/01/2022 to 01/31/2022.

| Site ID Group ID | Site Name Group Name | Activity ID | Activity Name | Beginning Cash | Receipts | Disbursements | Adjustments | Cash Balance |
|---------------------|-------------------------|-------------|------------------------------|----------------|-----------|---------------|-------------|--------------|
| 4421 | | | Knitting and Crocheting Club | 62.45 | 0.00 | 0.00 | 0.00 | 62.45 |
| 4425 | | | LaCrosse Boys | 20.00 | 0.00 | 0.00 | 0.00 | 20.00 |
| 4426 | | | LaCrosse Girls | 0.00 | 0.00 | 0.00 | 0.00 | 0.00 |
| 4440 | | | Leadership Club | -2,207.49 | 0.00 | 234.75 | 0.00 | -2,442.24 |
| 4460 | | | Literary Magazine | 85.00 | 0.00 | 0.00 | 0.00 | 85.00 |
| 4470 | | | Manufacturing | 3,903.50 | 0.00 | 0.00 | 0.00 | 3,903.50 |
| 4480 | | | Mascot Team | 0.00 | 0.00 | 0.00 | 0.00 | 0.00 |
| 4485 | | | Math Club | 64.92 | 0.00 | 0.00 | 0.00 | 64.92 |
| 4490 | | | M-Club | 0.00 | 0.00 | 0.00 | 0.00 | 0.00 |
| 4491 | | | Millard United Rugby | 0.00 | 0.00 | 0.00 | 0.00 | 0.00 |
| 4500 | | | Music | 2,605.29 | 0.00 | 0.00 | 0.00 | 2,605.29 |
| 4501 | | | Music-Auditorium | 0.00 | 0.00 | 0.00 | 0.00 | 0.00 |
| 4502 | | | Music-Donations | 0.00 | 0.00 | 0.00 | 0.00 | 0.00 |
| 4503 | | | Music-Musicals | 20,564.99 | 0.00 | 1,427.07 | 0.00 | 19,137.92 |
| 4510 | | | National Honor Society | 4,016.32 | 3.36 | 0.00 | 0.00 | 4,019.68 |
| 4520 | | | Newspaper | 9,601.94 | 0.00 | 0.00 | 0.00 | 9,601.94 |
| 4530 | | | Orchestra | 1,402.95 | 1,720.00 | 0.00 | 0.00 | 3,122.95 |
| 4531 | | | Orchestra Trip | -2,292.85 | 0.00 | 0.00 | 0.00 | -2,292.85 |
| 4540 | | | Other Clubs | 0.00 | 0.00 | 0.00 | 0.00 | 0.00 |
| 4570 | | | Play Production | 8,612.83 | 0.00 | 1,093.53 | 460.00 | 7,979.30 |
| 4605 | | | Power Robotics | 1,244.61 | 0.00 | 466.60 | 0.00 | 778.01 |
| 4610 | | | SAFE/DARE/Drug Free | 0.00 | 0.00 | 0.00 | 0.00 | 0.00 |
| 4630 | | | Science Club | 177.16 | 0.00 | 0.00 | 0.00 | 177.16 |
| 4640 | | | Senior Class | 2,646.33 | 0.00 | 0.00 | 0.00 | 2,646.33 |
| 4645 | | | Show Choir | 54,717.63 | 2,275.00 | 66,897.62 | 504.00 | -9,400.99 |
| 4646 | | | Show Choir Competition | 0.00 | 43,437.20 | 10,829.48 | 0.00 | 32,607.72 |
| 4648 | | | Show Choir Reserve | 0.00 | 0.00 | 0.00 | 0.00 | 0.00 |
| 4650 | | | Skills USA | 1,246.76 | 0.00 | 0.00 | 0.00 | 1,246.76 |
| 4660 | | | Spanish Club | 0.00 | 0.00 | 0.00 | 0.00 | 0.00 |
| 4662 | | | Sociedad Honoraria Hispanica | 1,730.03 | 0.00 | 0.00 | 0.00 | 1,730.03 |
| 4690 | | | Spirit Shop | 14,285.11 | 1,277.72 | 1,969.36 | 65.00 | 13,658.47 |
| 4700 | | | STUCO Workshops | 157.93 | 0.00 | 0.00 | 0.00 | 157.93 |
| 4710 | | | Student Council | 60,192.64 | 0.00 | 0.00 | 0.00 | 60,192.64 |
| 4725 | | | Theater Workshop | 300.00 | 0.00 | 0.00 | 0.00 | 300.00 |
| 4760 | | | World Language | 0.00 | 0.00 | 0.00 | 0.00 | 0.00 |
| 4770 | | | Yearbook | 117,554.61 | 1,370.00 | 38,873.00 | 0.00 | 80,051.61 |
| 4780 | | | Youth to Youth | 0.00 | 0.00 | 0.00 | 0.00 | 0.00 |
| D Totals: | | | | 417,247.98 | 52,569.08 | 133,259.41 | 19,562.88 | 356,120.53 |

Current Cash Balance

Sorted by Site ID, Group ID, Activity ID.
From 01/01/2022 to 01/31/2022.

| Site ID Group ID | Site Name Group Name | Activity ID | Activity Name | Beginning Cash | Receipts | Disbursements | Adjustments | Cash Balance |
|---------------------|--------------------------|-------------|-----------------------------------|----------------|-----------|---------------|-------------|--------------|
| E | ADMINISTRATIVE CUSTODIAL | | | | | | | |
| | 5010 | | After Prom | 118.00 | 0.00 | 0.00 | 0.00 | 118.00 |
| | 5020 | | Fines | -1,340.46 | 0.00 | 0.00 | 0.00 | -1,340.46 |
| | 5025 | | Fines - Library Book | 206.24 | 0.00 | 0.00 | 0.00 | 206.24 |
| | 5027 | | Fines-Textbooks | 314.39 | 32.00 | 0.00 | 0.00 | 346.39 |
| | 5030 | | Counseling Center | 9,399.22 | 0.00 | 0.00 | 0.00 | 9,399.22 |
| | 5040 | | Fundraising-General | 0.00 | 0.00 | 0.00 | 0.00 | 0.00 |
| | 5055 | | Hall of Fame | 0.00 | 0.00 | 0.00 | 0.00 | 0.00 |
| | 5060 | | Hospitality | 0.00 | 0.00 | 0.00 | 0.00 | 0.00 |
| | 5070 | | Library | 1,145.01 | 0.00 | 0.00 | 0.00 | 1,145.01 |
| | 5110 | | Other Student Activities | 35.00 | 0.00 | 0.00 | 0.00 | 35.00 |
| | 5115 | | Field Trips-Curriculum Related | 0.00 | 0.00 | 0.00 | 0.00 | 0.00 |
| | 5120 | | P.E. | 86.00 | 0.00 | 0.00 | 0.00 | 86.00 |
| | 5130 | | Parking | 32,939.55 | 505.00 | 5,061.97 | 0.00 | 28,382.58 |
| | 5140 | | PayBac | 0.00 | 0.00 | 0.00 | 0.00 | 0.00 |
| | 5150 | | Pool Maintenance | 0.00 | 0.00 | 0.00 | 0.00 | 0.00 |
| | 5160 | | PSAT Exam | 2,988.86 | 0.00 | 0.00 | 0.00 | 2,988.86 |
| | 5180 | | Teacher Fund/Grants | 1,838.36 | 4,000.00 | 0.00 | 0.00 | 5,838.36 |
| | 5185 | | Technology | 3,977.62 | 0.00 | 39.04 | 0.00 | 3,938.58 |
| | 5190 | | Transcripts | 15.00 | 5.00 | 0.00 | 0.00 | 20.00 |
| | 5205 | | Vocational | 80.00 | 0.00 | 0.00 | 0.00 | 80.00 |
| | E Totals: | | | 51,802.79 | 4,542.00 | 5,101.01 | 0.00 | 51,243.78 |
| Q | STUDENT FEE FUND | | | | | | | |
| | 7090 | | ACP (SpEd) Trips | 0.00 | 0.00 | 0.00 | 0.00 | 0.00 |
| | 7160 | | Participation Fees - Athletics | 32,892.50 | 0.00 | 0.00 | 0.00 | 32,892.50 |
| | 7161 | | Activity-Athletic Pass | 715.00 | 195.00 | 0.00 | 0.00 | 910.00 |
| | 7170 | | Participation Fees - Clubs & Orgs | 0.00 | 21,284.88 | 0.00 | -21,284.88 | 0.00 |
| | 7190 | | Field Trips | 261.49 | 0.00 | 182.74 | 0.00 | 78.75 |
| | 7900 | | Field Trips-Other | 0.00 | 0.00 | 0.00 | 0.00 | 0.00 |
| | Q Totals: | | | 33,868.99 | 21,479.88 | 182.74 | -21,284.88 | 33,881.25 |
| R | AP/IB EXAMS | | | | | | | |
| | 8010 | | AP Exams | 44,982.39 | 192.00 | -95.44 | 0.00 | 45,269.83 |
| | R Totals: | | | 44,982.39 | 192.00 | -95.44 | 0.00 | 45,269.83 |

Current Cash Balance

Sorted by Site ID, Group ID, Activity ID.
From 01/01/2022 to 01/31/2022.

| Site ID Group ID | Site Name Group Name | Activity ID | Activity Name | Beginning Cash | Receipts | Disbursements | Adjustments | Cash Balance |
|-----------------------------|-------------------------|-------------|-----------------------------|-------------------|-------------------|-------------------|------------------|-------------------|
| S | ATHLETIC | | | | | | | |
| | | 9010 | Gate Receipts | 78,914.61 | 14,330.76 | 0.00 | 0.00 | 93,245.37 |
| | | 9020 | Cash Reserve | 288,282.29 | 0.00 | 0.00 | 0.00 | 288,282.29 |
| | | 9030 | Concessions | 18,585.23 | 4,715.75 | 2,764.29 | 0.00 | 20,536.69 |
| | | 9040 | Tickets | 48,340.00 | 0.00 | 0.00 | 0.00 | 48,340.00 |
| | | 9050 | Athletic-General | 2,655.87 | 42,861.35 | 659.88 | 0.00 | 44,857.34 |
| | | 9060 | Athletic Director | 697.42 | 0.00 | 160.50 | 0.00 | 536.92 |
| | | 9070 | Miscellaneous Receipts | 0.00 | 0.00 | 0.00 | 0.00 | 0.00 |
| | | 9080 | Fundraising-Athletic | 6,305.00 | 12,000.00 | 2,000.00 | 0.00 | 16,305.00 |
| | | 9090 | Strength & Conditioning | 0.00 | 0.00 | 0.00 | 0.00 | 0.00 |
| | | 9100 | Athletic Training | -2,646.62 | 0.00 | 0.00 | 0.00 | -2,646.62 |
| | | 9110 | Activities | -246.49 | 0.00 | 0.00 | 0.00 | -246.49 |
| | | 9120 | Booster Contributions-Girls | 0.00 | 774.00 | 0.00 | -774.00 | 0.00 |
| | | 9130 | Booster Contributions-Boys | 0.00 | 2,248.65 | 0.00 | -2,248.65 | 0.00 |
| | | 9140 | Metro Tournament | 0.00 | 0.00 | 0.00 | 0.00 | 0.00 |
| S Totals: | | | | 440,887.31 | 76,930.51 | 5,584.67 | -3,022.65 | 509,210.50 |
| WHS Activity Totals: | | | | 765,398.46 | 159,116.52 | 167,494.52 | 0.00 | 757,020.46 |

| | Begin Balance | Transfers | Receipts | Disbursements | Adjustments | End Balance |
|---------------------------|-------------------|-----------|-------------------|-------------------|-------------|-------------------|
| WHS Checking: | | | 159,116.52 | 167,494.52 | | |
| WHS Investment: | | | | | | |
| WHS Bank Balances: | 765,398.46 | | 159,116.52 | 167,494.52 | 0.00 | 757,020.46 |

AGENDA SUMMARY SHEET

Agenda Item: Second Reading and Approval of Policy 1100 – Community Relations, Communications with the Public

Meeting Date: March 21, 2022

**Background/
Description:** This policy is being reviewed based on our seven-year cycle.

Action Desired: Approval

**Policy /
Strategic Plan**

Reference: We will always communicate effectively, both internally and externally, in order to implement our Strategic Plan, operate our schools, and maintain high levels of student, staff, family, and community support.

Responsible Person(s): Rebecca Kleeman

Superintendent's Signature:

A handwritten signature in cursive script, appearing to read "Jim Sutfin", is written in black ink on a light-colored background.

Category: Community Relations**Policy: Communication with the Public****1100**

The District shall communicate effectively, both internally and externally, in order to implement the Strategic Plan, operate the schools, and maintain high levels of community support. The ~~public relations~~ [communications](#) program of the Millard Public Schools shall involve the Board of Education and all school personnel. Through a [transparent](#) and comprehensive two-way communications process, the District and schools shall understand the needs of the community and the public shall be fully and promptly informed of plans, activities and needs of the school system.

Related Rules: 1100.1, 1100.2, 1100.3

Date of Adoption: February 17, 1975

Date of Revision: October 15, 2001, [March 21, 2022](#)

Date of Last Review: January 19, 2015

Millard Public Schools
Omaha, NE

AGENDA SUMMARY SHEET

Agenda Item: Approval of Rule 1100.1 – Community Relations, Communications with the Public, District Program

Meeting Date: March 21, 2022

**Background/
Description:** This rule is being reviewed based on our seven-year cycle.

Action Desired: Approval

**Policy /
Strategic Plan**

Reference: We will always communicate effectively, both internally and externally, in order to implement our Strategic Plan, operate our schools, and maintain high levels of student, staff, family, and community support.

Responsible Person(s): Rebecca Kleeman

Superintendent's Signature:

A handwritten signature in cursive script, appearing to read "Jim Sutter", is written in black ink on a light-colored rectangular background.

Category: Community Relations**Policy: Communication with the Public****Rule: District Program****1100.1**

The District will inform the staff and the public on matters of district-wide significance, through District sponsored mediums of communications as well as through the news media. The Superintendent or designee will serve as a resource in the development and implementation of the [public relations communications](#) program of each school in the District. District publications (including newsletters, newspapers, pamphlets, brochures and other similar print materials and electronic mediums) shall contain the District logo on the front page or back cover. Promotional materials such as bumper stickers and banners shall contain the District logo. The names of members of the Millard Board of Education shall be listed in the District [calendar website](#), annual report, and newsletters.

Related Policies and Rules: 1100, 1105, 7305, 1100.2, 1100.3, 7305.1

Date of Adoption: February 17, 1975

Date of Revision: October 15, 2001; July 9, 2007; January 19, 2015; [March 21, 2022](#)

Millard Public Schools
Omaha, NE

AGENDA SUMMARY SHEET

Agenda Item: Approval of Rule 1100.2 – Community Relations, Communications with the Public, Building Level Program

Meeting Date: March 21, 2022

**Background/
Description:** This rule is being reviewed based on our seven-year cycle.

Action Desired: Approval

**Policy /
Strategic Plan**

Reference: We will always communicate effectively, both internally and externally, in order to implement our Strategic Plan, operate our schools, and maintain high levels of student, staff, family, and community support.

Responsible Person(s): Rebecca Kleeman

Superintendent's Signature:

A handwritten signature in cursive script, appearing to read "Jim Sutter", is written in black ink on a light-colored background.

Category: Community Relations**Policy: Communication with the Public****Rule: Building Level Program****1100.2**

To increase the knowledge of the community about its schools and the schools about its community, each school shall plan and execute a [transparent and](#) comprehensive, two-way communications program as part of the site planning process. While the responsibility for the program lies with the principal, each member of the staff and community members on the school improvement team should be involved in developing and carrying out the activities of the ~~public relations~~ [communications](#) program. The program shall be evaluated annually.

School publications (including yearbooks, newsletters, newspapers, bulletins, handbooks, pamphlets, homework folders, agendas, brochures, directories and other similar print materials and electronic mediums) shall contain the District logo on the front page or back cover.

Promotional materials such as bumper stickers and banners also shall contain the District logo.

The names of members of the Millard Board of Education shall be listed in school handbooks, yearbooks and directories.

Related Policies and Rules: 1100, 7305, 1100.1, 1100.3, 7305.1, 10000.1

Date of Adoption: February 17, 1975

Date of Revision: October 15, 2001; July 9, 2007; January 19, 2015; [March 21, 2022](#)

Millard Public Schools
Omaha, NE

AGENDA SUMMARY SHEET

Agenda Item: Approval of Rule 1100.3 – Community Relations, Communications with the Public, Communication with Internal Publics

Meeting Date: March 21, 2022

**Background/
Description:** This rule is being reviewed based on our seven-year cycle.

Action Desired: Approval

**Policy /
Strategic Plan**

Reference: We will always communicate effectively, both internally and externally, in order to implement our Strategic Plan, operate our schools, and maintain high levels of student, staff, family, and community support.

Responsible Person(s): Rebecca Kleeman

Superintendent's Signature:

A handwritten signature in cursive script, appearing to read "Jim Sutfin", is written in black ink on a light-colored rectangular background.

Category: Community Relations**Policy: Communication with the Public****Rule: Communication with Internal Publics 1100.3**

The Superintendent or designee is responsible for a [transparent and](#) comprehensive, two-way communications program involving all employees.

District-sponsored mediums of communications will be used to increase employees' understanding of, and support for, district policies and programs, and to promote a free exchange of ideas.

Employees shall recognize their roles in the District's ~~public relations~~ [communications](#) program as sources of information to external publics.

Employees who create district or school sponsored publications (including handbooks, yearbooks, newsletters, newspapers, bulletins, pamphlets, homework folders, agendas, brochures, directories and other similar print materials and electronic mediums) shall ensure that the District logo appears on the front page or back cover.

Promotional materials such as bumper stickers and banners shall contain the District logo.

The names of members of the Millard Board of Education shall be listed in publications as specified in rules 1100.1 and 1100.2.

Related Policies and Rules: 1100, 4140, 7305, 1100.1, 1100.2, 7305.1

Date of Adoption: September 4, 1984

Date of Revision: October 15, 2001; July 9, 2007; January 19, 2015; [March 21, 2022](#)

Millard Public Schools
Omaha, NE

AGENDA SUMMARY SHEET

Agenda Item: First Reading of Policy 4310 - Publication or Creation of Educational Articles
Meeting Date: March 21, 2022


**Background/
Description:** This policy is due for review based on our seven-year cycle.

Action Desired: First Reading

**Policy /
Strategic Plan
Reference:** N/A

Responsible Person(s): Kevin Chick, Assoc. Superintendent of Human Resources and Mitch Mollring,
Director of Personnel

Superintendent's Signature:

A handwritten signature in black ink, appearing to read "Jim Daulton", is written on a light gray rectangular background.

Human Resources

Publication or Creation of Educational ~~Materials~~ Articles

4310

Staff members are encouraged to contribute professional articles ~~and professional news items~~ to local, state and national educational agencies. As a matter of professional ethics and courtesy, a copy of all professional articles which refer to the Millard Public Schools should be sent to the Superintendent's office.

Policy Adopted: October 7, 1974

Revised: September 20, 1993; November 5, 2001

Reaffirmed: November 17, 2008, March 21, 2016, March 21, 2022

Millard Public Schools
Omaha, Nebraska

AGENDA SUMMARY SHEET

Agenda Item: Reaffirm Policy – 4326 - Human Resources – Part-Time Certificated Employees

Meeting Date: March 21, 2022

Background/

Description: This policy is due for review based on our seven-year cycle.

Action Desired: Reaffirm Policy – 4326 – Human Resources – Part-Time Certificated Employees


Policy /

Strategic Plan

Reference: N/A

Responsible Person(s): Kevin Chick, Assoc. Superintendent of Human Resources and Mitch Mollring,
Director of Personnel

Superintendent's Signature:



Human Resources**Part-time Certificated Employees****4326**

The Board will employ part-time certificated employees as it deems necessary.

Policy Adopted: October 7, 1974

Revised: September 7, 1982; August 16, 1993; November 19, 2001

Reaffirmed: November 17, 2008; March 21, 2016, [March 22, 2022](#)

Millard Public Schools
Omaha, Nebraska

AGENDA SUMMARY SHEET

Agenda Item: Reaffirm Rule – 4326.1 - Human Resources – Part-Time Certificated Employees

Meeting Date: March 21, 2022


**Background/
Description:** This Rule is due for review based on our seven-year cycle.

Action Desired: Reaffirm Rule – 4326.1 – Human Resources – Part-Time Certificated Employees

**Policy /
Strategic Plan
Reference:** N/A

Responsible Person(s): Kevin Chick, Assoc. Superintendent of Human Resources and Mitch Mollring,
Director of Personnel

Superintendent's Signature:



Human Resources

Part-time Certificated Employees

4326.1

The following Rules shall apply to part-time certificated employees:

- I. Part-time certificated employees are employed on a regular basis but working less than entire school-days and weeks during an entire semester.
- II. Part-time certificated employees shall be compensated on the salary schedule according to the proportion of time they are assigned.

Related Policies and Rules: 4326

Rule Approved: October 7, 1974

Revised: September 7, 1982; November 16, 1987; July 10, 1989

August 16, 1993; November 19, 2001

Reaffirmed: November 17, 2008; March 21, 2016, [March 21, 2022](#)

Millard Public Schools
Omaha, Nebraska

AGENDA SUMMARY SHEET

Agenda Item: Policy 5900 Safety and Security

Meeting Date: March 21, 2022

**Background/
Description:**

Scheduled Review. The District will provide students with a safe, secure, healthful, and orderly school environment that is supportive of quality learning for all students. The District, and its schools, will implement procedures in a safety and security plan that addresses the safety and security of students, staff, and visitors; provides for the uniqueness of individual sites; and is evaluated at least annually by a District Safety and Security Committee.

Action Desired: Reaffirm

**Policy /
Strategic Plan
Reference:**

N/A

Responsible Person(s): Bill Jelkin, Director of Student Services

Superintendent's Signature:



Student Services

Safety and Security

5900

The District will provide students with a safe, secure, healthful, and orderly school environment that is supportive of quality learning for all students. The District, and its schools, will implement procedures in a safety and security plan that addresses the safety and security of students, staff, and visitors; provides for the uniqueness of individual sites; and is evaluated at least annually by a District safety and security committee. The schools' safety and security plans will be reviewed annually by one (1) or more persons who are not employees of the District and who are not on the District Safety and Security Committee. The Superintendent or designee will be responsible for safety and security procedures in the District.

Legal References: Title 92, Nebraska Administrative Code, Chapter 10-011

Policy Approved: March 19, 2001

Reaffirmed: November 3, 2008

Revised: May 4, 2015; [March 21, 2022](#)

Millard Public Schools
Omaha, Nebraska

AGENDA SUMMARY SHEET

Agenda Item: Rule 5900.1 District Safety and Security and Emergency Management Plans

Meeting Date: March 21, 2022

Background/Description: Scheduled Review. The District will have written safety and security procedures that are disseminated to all principals and supervisors. District safety and security procedures will be implemented by all schools and buildings that house staff members or students within the District.

Action Desired: Reaffirm

Policy / Strategic Plan Reference: N/A

Responsible Person(s): Bill Jelkin, Director of Student Services

Superintendent's Signature:



Student Services

District Safety and Security and Emergency Management Plans

5900.1

- I. District Safety and Security Procedures. The District will have written safety and security procedures that are disseminated to all principals and supervisors. District safety and security procedures will be implemented by all schools and buildings that house staff members or students within the District.
 - A. The District's safety and security procedures will include, at a minimum, the following:
 1. Building access control.
 2. Identification of school employees, contractors, vendors, and visitors.
 3. Evacuation of buildings and campuses.
 4. Implementation of the District Incident Command Team roles and responsibilities.
 5. Guidelines for building level Safety and Security Plans.
 6. District-wide alert procedures that when activated will initiate pre-established actions for staff and students in emergency situations.
 7. Requirement that each school have a violence prevention program.
 8. Guidelines for managing angry and out-of-control parents or adults who are visitors to the school; are abusive to students, staff or other visitors; and substantially disrupt the educational process.
 9. Guidelines for monitoring and managing violent student behavior.
 10. Post-intervention procedures for assisting students and staff after an emergency.
 11. Guidelines for utilization of and training requirements for security staff and School Resource Officers within each school or building.
 12. Guidelines for maintenance of grounds and facilities relative to safety and security.
 13. Guidelines for staff development relative to safety and security for all District employees.
- II. District Emergency Management Plan. The District will develop and implement an Emergency Management Plan that will provide District-wide procedures for dealing with emergencies. The Emergency Management Plan will:
 - A. Contain the emergency procedures for responding to the following situations: abduction/missing/runaway student, bomb threats, school vehicle accident, earthquake or tornado, fire/gas leak/explosion, guns or weapons on campus, hostage situations, sexual battery, shooting or stabbing, student major disruption/demonstrations, and student/parent/staff death, suicide, or attempted suicide.
 - B. Be reviewed and updated annually.
 - C. Be disseminated to all principals and designated personnel who are responsible for managing students in emergency situations.

- III. District Safety and Security Committee. The District will develop and implement a standing District Safety and Security Committee.
- A. The Director of Student Services will chair a standing District Safety and Security Committee which will be composed of:
1. District administrators;
 2. District certificated staff;
 3. Secondary students;
 4. Parents; and
 5. Community members.
- B. The Safety and Security Committee will meet at least annually to review safety and security plans and procedures, including emergency management plans and procedures, and to make recommendations for changes in existing procedures or recommendations for new procedures which address the changing security needs of the District.
- IV. District Crisis Team. A District Crisis Team will be developed and implemented. Crisis Team members will receive specialized training to assist building administrators in providing psychological support during and after times of crisis. The specialized training will help personnel to direct crisis resolution activities and to counsel students and staff in coping with the aftermath of crisis situations.
- V. Evaluation and Review. District safety and security plans and procedures will be evaluated annually and revised according to areas of identified need.
- A. The safety and security plans and/or facilities of the District's buildings will be reviewed at least annually by the District Safety and Security Committee and the Director of Student Services or designee.
- B. The District's safety and security plans will be reviewed annually by one (1) or more persons who are not on the District's Safety and Security Committee and who are not employees of the District. This review will include a visit to school buildings to analyze plans, policies, procedures, and practices, and provide recommendations. Any recommendations made as a result of the analysis will be forwarded to the Director of Student Services and to the District's Safety and Security Committee to be considered in making revisions to the District's safety and security plan.

Related Policies & Rules: 5900

Legal References: Title 92, Nebraska Administrative Code, Chapter 10-011

Rule Approved: March 19, 2001

Revised: May 4, 2015; [March 21, 2022](#)

Reaffirmed: November 3, 2008

Millard Public Schools
Omaha, Nebraska

AGENDA SUMMARY SHEET

Agenda Item: Rule 5900.2 Building Safety and Security and Emergency Management Plans

Meeting Date: March 21, 2022

**Background/
Description:**

Scheduled Review. Building Safety and Security Plans. Every school within the District will have a written site-specific safety and security plan that includes comprehensive procedures for coping with emergencies and the aftermath caused by crisis situations. Building safety and security plans will comply with all of the requirements that are stipulated in District Safety and Security Plans and Emergency Management Procedures. The principal will be responsible for development and implementation of the building safety and security plans.

Action Desired: Reaffirm

**Policy /
Strategic Plan
Reference:**

N/A

Responsible Person(s): Bill Jelkin, Director of Student Services

Superintendent's Signature:



Student Services

Building Safety and Security and Emergency Management Plans

5900.2

- I. Building Safety and Security Plans. Every school within the District will have a written site-specific safety and security plan that includes comprehensive procedures for coping with emergencies and the aftermath caused by crisis situations. Building safety and security plans will comply with all of the requirements that are stipulated in District Safety and Security Plans and Emergency Management Procedures. The principal will be responsible for development and implementation of the building safety and security plan.
- II. Contents. The building safety and security plan shall:
 - A. Be a self-contained document that is separate from the Safety and Security Plan or the Emergency Management Plan that are distributed by the District.
 1. Be formatted to follow a District outline established by the District Safety and Security Committee.
 2. Identify those procedures specific to the building that are not identified or detailed in the District Safety and Security Procedures.
 3. Procedures identified in the District Safety and Security Plan and Emergency Management Plan will not be included verbatim in building safety and security plans except as needed for clarification and continuity.
 4. Building safety and security plans should specify who, what, when, where and how District safety and security procedures will be carried out in that specific building.
 - B. Be in accordance with District policies, rules and procedures.
 - C. Define the roles and responsibilities of personnel during and after a crisis.
 - D. Identify Building Safe Team roles and responsibilities.
 - E. Provide a description of the continuity of leadership if the principal is incapacitated or unavailable.
 - F. Provide a plan for reducing repeat infractions of the Standards for Student Conduct dealing with violence.
 - G. Contain the plans for a violence prevention and intervention program.
 - H. Be reviewed and updated annually by the principal or the principal's designee.
 - I. Be disseminated to all staff in the building.
 - J. Be approved by the Superintendent or designee. A copy of the plan will be submitted to Student Services.
 - K. Be reviewed annually by the District Safety and Security Committee.
 - L. Contain building emergency management plans that:
 1. Identify those procedures specific to the building that are not identified or detailed in the District Emergency Management Plan.
 2. Are in accordance with District policy, rules and procedures.

3. Define the roles and responsibilities of personnel during and after a crisis.
4. Identify that emergency drills shall:
 - a. Be implemented at a variety of times from the beginning to the end of the school day;
 - b. Be implemented when students are in diverse locations (i.e., the cafeteria) and in a variety of activities throughout the building;
 - c. Not endanger students or staff; and
 - d. Provide that adequate orientation and instruction be provided early in the school year.
- M. Be reviewed and updated annually by the principal or the principal's designee.
- N. Be disseminated to all staff in the building.
- O. Be approved by the Superintendent or designee. A copy of the plan will be submitted to Student Services.
- P. Be reviewed annually by the District Safety and Security Committee.

Related Policies & Rules: 5900

Legal References: Title 92, Nebraska Administrative Code, Chapter 10-011

Revised: May 4, 2015

Rule Approved: March 19, 2001

Reaffirmed: November 3, 2008; [March 21, 2022](#)

Millard Public Schools
Omaha, Nebraska

AGENDA SUMMARY SHEET

Agenda Item: Rule 5900.3 Emergency Fire Safety in the Schools

Meeting Date: March 21, 2022

**Background/
Description:**

Scheduled Review. Each building shall conduct one (1) fire drill each month and shall keep all doors and exits unlocked for egress during school hours. Reports of the monthly fire drills are to be on file in each school, and the completed form shall be submitted to the State Fire Marshall at the end of each school year. The state regulations for fire drills shall be followed explicitly at all times, and copies of the state regulations shall be maintained in the office of each principal.

Action Desired: Reaffirm

**Policy /
Strategic Plan
Reference:**

N/A

Responsible Person(s): Bill Jelkin, Director of Student Services

Superintendent's Signature:



Student Services

Emergencies/Fire Safety in the Schools

5900.3

Each building shall conduct one (1) fire drill each month and shall keep all doors and exits unlocked for egress during school hours. Reports of the monthly fire drills are to be on file in each school, and the completed form shall be submitted to the State Fire Marshall at the end of each school year. The state regulations for fire drills shall be followed explicitly at all times, and copies of the state regulations shall be maintained in the office of each principal.

Legal Reference: Neb. Rev. Stat. § 79-706; Neb. Rev. Stat. § 81-527

Related Policies & Rules: 5900

Rules Approved: April 20, 1981

Revised: September 10, 2001; May 4, 2015

Reaffirmed: November 3, 2008; [March 21, 2022](#)

Millard Public Schools
Omaha, Nebraska

AGENDA SUMMARY SHEET

Agenda Item: Rule 5900.4 Emergency Fire Safety in the Schools

Meeting Date: March 21, 2022

**Background/
Description:** Scheduled Review. Emergency Dismissal.

Action Desired: Reaffirm

**Policy /
Strategic Plan
Reference:** N/A

Responsible Person(s): Bill Jelkin, Director of Student Services

Superintendent's Signature:

A handwritten signature in cursive script, appearing to read "Jim Deitgen", is written in black ink on a light-colored background.

Student Services

Emergency Dismissal

5900.4

- I. Dismissal Procedures. In the event of dismissal during the school day due to some emergency situation, the following procedures shall be followed:
- A. Accounting for students and contacting parents.
1. Students living within walking distance of the attendance center shall be allowed to proceed home if in the determination of the building administration conditions are conducive to safe travel by foot. Parents or guardians shall be contacted before the student leaves the building.
 2. Students who normally use school-provided or contracted transportation services shall remain at the attendance center until such vehicles arrive or until their parents or guardians provide alternative transportation.
 3. Students shall be allowed to leave school with adults other than their parents or guardians only when permission is granted by the parents or guardians of the respective student.
- B. If parents can not be contacted.
1. The student should remain under supervision at school or at the alternative site until the parents or emergency contact person can be reached.
 2. If the parent has previously specified in writing, that the student can be released to a designated agency or individual, the student may be released.

Related Policies & Rules: 5900

Rule Approved: June 16, 1975

Revised: September 10, 2001; May 4, 2015

Reaffirmed: November 3, 2008; [March 21, 2022](#)

Millard Public Schools
Omaha, Nebraska

**AGENDA SUMMARY
SHEET**

Agenda Item: Approval of Contract for Reagan Elementary School Intercom Replacement

Meeting Date: March 21, 2022

**Background/
Description:** This is a summer project funded with the proceeds from the 2020 bond issue. This project was not included in our fall planning. The Reagan intercom failed during the school year, and replacement this summer is recommended. Because this is an emergency replacement, no budget was set prior to bidding. For comparison purposes, the most recent winning bids on elementary school intercom projects were \$82,500 (Cottonwood), \$105,997 (Sandoz), \$136,898 (Holling Heights), and \$176,884 (Disney).

Copies of the engineer's letter and the bid tab are attached. A representative from Morrissey Engineering will be present to answer any questions.

Action Desired: It is recommended that the contract for the Reagan Elementary School intercom replacement be awarded to Kidwell Incorporated in the amount of \$105,175 and that the Chief Financial Officer be authorized to execute any and all documents related to such project.

**Policy /
Strategic Plan
Reference:** N/A

Responsible Person(s): Chad Meisgeier, Chief Financial Officer

Superintendent's Signature:,



March 8, 2022

Millard Public Schools
5606 South 147th Street
Omaha, NE 68137

Attn: John Brennan

Project #22052: Reagan Elementary Intercom Replacement
RE: Bid Proposals dated March 8, 2022

Mr. Brennan:

Bids were received for the Reagan Elementary Intercom Replacement at MPS Support Services Center on March 8th, 2022 at 10:00 a.m. Per the attached bid tab, three bids were received. The low bid was submitted by Kidwell, Inc. in the amount of \$105,175. Kidwell has satisfactorily completed several projects with Morrissey Engineering and MPS in the past, including multiple intercom replacement projects.

Due to the quick design timeline, a formal estimate was not generated for this project. However, this bid amount is lower than three MPS elementary intercom bids received previously this year and is lower than the expected bid amount.

Following discussions with district staff, we recommend awarding the bid to Kidwell, Inc. in the amount of \$105,175 (One hundred five thousand, one hundred seventy-five dollars).

Kidwell indicated on their Bid Proposal they would finish by July 29th, 2022 per the specifications.

Please advise if you require any additional information.

Sincerely,



Jeff Hemje, PE

Enclosure

BID DATE: 3/8/2022
BID TIME: 10:00 AM
MEI PROJECT NO.: 22052



BID TABULATION

| BIDDERS | Base Bid | Addendum #1 | | Unit Price | Bid Bond | Comments |
|---------------------------|-----------|-------------|--|------------|----------|----------|
| KIDWELL, INC. | \$105,175 | N/A | | \$388 | YES | |
| COMPUTER CABLE CONNECTION | \$114,750 | N/A | | \$450 | YES | |
| TRED MARK COMMUNICATIONS | \$115,000 | N/A | | \$400 | YES | |
| | | | | | | |
| | | | | | | |
| | | | | | | |

Bids to replace the intercom system at Reagan Elementary school per the bid documents dated 2-10-2022

AGENDA SUMMARY SHEET

| | |
|---|--|
| Agenda Item: | Designation of Official Depositories |
| Meeting Date: | March 15, 2022 |
| Background/ Description: | <p>School districts are required by Nebraska statutes to officially designate the financial institutions they will be using for the purpose of depositing funds. This action is taken at the organizational meeting in January of each year.</p> <p>In January of 2022, the Board of Education took action to approve CIT Bank and the Nebraska Liquid Asset Fund as the primary depositories for school district funds with the further designation of First National Bank, US Bank, and Core Bank for school activity fund deposits.</p> <p>Since that time, District administration conducted a RFP for banking services. Seven banks responded to the RFP and six finalists were interviewed.</p> <p>Based on the scoring of the RFP, the administration is recommending a change of its primary depository from CIT Bank to American National Bank. This recommendation would also continue the Nebraska Liquid Asset Fund as a primary depository and it would retain CIT Bank as a primary depository until funds are fully transitioned to American National Bank. This change would retain the ability of schools to use a different bank from their activity funds, with four choices: (1) American National Bank; (2) First National Bank; (3) US Bank; or (4) Core Bank.</p> |
| Action Desired: | It is recommended that the District: (1) designate American National Bank and the Nebraska Liquid Asset Fund as the primary depositories for Millard Public Schools funds; (2) designate CIT Bank as a primary depository until all processes are fully transitioned to American National Bank; (3) designate American National Bank, First National Bank, US Bank, and Core Bank for school activity fund deposits; and (4) authorize the District's Chief Financial Officer to execute any and all banking forms to establish and maintain any bank account(s) and bank service(s) necessary to perform the banking functions of Millard Public Schools. |
| Policy / Strategic Plan Reference: | N/A |
| Responsible Person(s): | Chad Meisgeier, Chief Financial Officer |

Superintendent's Signature:

A handwritten signature in black ink on a light gray rectangular background. The signature is written in a cursive style and appears to read "Jim Duffin".

AGENDA SUMMARY SHEET

Agenda Item: Human Resources

Meeting Date: March 21, 2022


Background: Personnel Items: (1) Recommendation to Hire (2) Resignation Agenda

Description: Approval

Action Desired: N/A

**Policy /
Strategic Plan Reference:**

Responsible Person(s): Dr Kevin Chick
Associate Superintendent of Human Resources

Superintendent's Signature: 

March 21, 2022

TEACHER RECOMMENDED FOR HIRE

Recommend: The following teachers be hired for the 2022-2023 school year:

1. Brooke A. Becher – BA – University of Nebraska, Omaha. Resource teacher at Millard North Middle School for the 2022-2023 school year.
2. Breanne A. Cunningham – MA+36 – Morningside College. Grade 1 teacher at Holling Heights Elementary School for the 2022-2023 school year. Previous Experience: Council Bluffs Public School District (2007-present)
3. Kaitlyn F. Barrett – Educational Specialist – University of Nebraska, Omaha. School Psychologist for Millard Public Schools for the 2022-2023 school year. Previous Experience: School Psychologist for Lincoln Public Schools (2019-present)
4. Emma S. Collins – BA – University of Nebraska, Lincoln. Grade 3 teacher at Cather Elementary School for the 2022-2023 school year.
5. Brooke Christianson – BA – Northwest Missouri State University. Grade 2 teacher at Hitchcock Elementary School for the 2022-2023 school year.
6. Maria G. Scarpello Yearian – MA – Creighton University, Nebraska. Spanish teacher at Kiewit Middle School for the 2022-2023 school year. Previous Experience: Millard Public School District (2011-2017); Christ the King Parochial School, Nebraska (2008-2011)
7. Parker V. Lowe – BA+36 – University of Nebraska, Lincoln. Science teacher at Millard West High School for the 2022-2023 school year.
8. Catelyn N. Meysenburg – MA – University of Nebraska, Lincoln. Special Education teacher at Cottonwood Elementary School for the 2022-2023 school year. Previous Experience: Lincoln Public School District (2018-present); Brownell Elementary School, NE (2015-2018)
9. Anthony J. Almeida – MA+35 – University of Nebraska, Lincoln. Spanish teacher at Millard South High School for the 2022-2023 school year. Previous Experience: Omaha Public Schools (2015-present)

March 21, 2022

RESIGNATIONS**Recommend: The following resignation(s) be accepted:**

1. Carey S. Starns – Grade 6 teacher at Millard North Middle School. Resigning at the end of the 2021-2022 school year to take a teaching position with Westside Public School District.
2. Janessa A. Wolf – Speech Pathologist at Neihardt Elementary School. Resigning at the end of the 2021-2022 school year to take a teaching position with Gretna Public School District.
3. Kayla J. Choyeske – Grade 4 teacher at Reeder Elementary School. Resigning at the end of the 2021-2022 school year for personal family reasons.
4. Ashley L. Meyer – Special Education Resource teacher at Disney Elementary School. Resigning at the end of the 2021-2022 school year to take a teaching position at the Omaha Christian Academy.
5. Danielle M. Anderson – Special Education Resource teacher at Millard West High School. Resigning at the end of the 2021-2022 because of family relocation.
6. Jennifer L. Parker – Math teacher at Millard North Middle School. Resigning at the end of the 2021-2022 school year to take a teaching position with Elkhorn Public School District.
7. Laura N. Fisher Semerad – Art teacher at Russell Middle School. Resigning at the end of the 2021-2022 school year for employment outside of education.
8. Katelyn R. Palmquist – World Language teacher at Andersen Middle School. Resigning at the end of the 2021-2022 school year.
9. Amy M. Blanchard – Art teacher at Kiewit Middle School. Resigning at the end of the 2021-2022 school year to take a position with Bennington Public Schools.
10. Catherine M. Campbell – Math teacher at Millard South High School. Resigning at the end of the 2021-2022 school year to take a teaching position at a private school.
11. Dominique N. Schafer – Instructional Technology MEP Facilitator for Millard Public Schools. Resigning at the end of the 2021-2022 school year to take a position with Omaha Public School District.
12. Jane E. Elam – Physical Education teacher at Millard South High School. Resigning at the end of the 2021-2022 school year to take a teaching position with Elkhorn Public School District.
13. Danielle J. Petro – Grade 4 teacher at Disney Elementary School. Resigning at the end of the 2021-2022 school year for personal family reasons.
14. Bobbi J. Singer – CORE teacher at Cather Elementary School. Resigning at the end of the 2021-2022 school year to take a teaching position with Bennington Public School District.
15. Nolan J. Beyer – Executive Activities Director for Millard Public Schools. Resigning effective April 13, 2022 for employment outside of education.
16. Tara E. Korshoj – Speech Pathologist at Kiewit Middle School. Resigning at the end of the 2021-2022 school for employment outside of education.
17. Maggie M. Stewart – PAC teacher at Central Middle School. Resigning at the end of the 2021-2022 school year to take a position with Brook Valley School.

AGENDA SUMMARY SHEET

| | |
|--|---|
| Agenda Item: | Post Graduate Enrollment (Class of 2020), Degree Completion (Class of 2015), and College Preparatory (Class of 2018) Reports |
| Meeting Date: | March 21, 2022 |
| Background/ Description: | <p>Included in this report is trend data for postsecondary enrollment and degree completion of Millard graduates. This report presents data to compare the post-secondary participation of Millard graduates with state and national data for College-going Rate and Degree Completion. This information is obtained from data collected by Nebraska Department of Education (NDE) from the National Student Clearinghouse (NSC).</p> <ul style="list-style-type: none"> ● The Millard College-Going Rate for the Class of 2020, represented by enrollment in post-secondary education within the first year after graduation from high school is 80% compared to the Nebraska College-going Rate of 73%. ● The Millard degree completion for the Class of 2015 is 62%, which represents both two and four year degrees. The Nebraska degree completion rate is 50% representing both two and four year degrees. The National degree completion rate is 62% which represents both two and four year degrees. <p>A summary of results from a Millard College Preparatory Survey completed for the first time in the Spring of 2020 with the Class of 2017 is included with an update for the Class of 2018. As we have reviewed these data points over the past few years, we have wondered about how our students felt about their preparation for post secondary education. The survey is a new measure to determine how prepared out students felt. so we can make adjustments to improve our educational program.</p> |
| Action Desired: | Information Only |
| Strategic Plan Reference: | Parameter: We will always expect each student to set and achieve challenging educational and career goals tailored to his/her abilities, interests, and aspirations. |
| Responsible Persons: | Dr. Heather Phipps, Dr. Anthony Weers, and Dr. Melanie Olson |
| Superintendent's Signature: | |



Post Graduate Enrollment Report (Class of 2020)

This graduate follow-up report presents data to compare the post-secondary participation of Millard graduates with state and national data for College-going Rate and Degree Completion. This information is obtained from data collected by the Nebraska Department of Education (NDE) from the National Student Clearinghouse (NSC). There is no charge to the district for data obtained from NDE.

College-going Rate for Class of 2020

The College-going Rate for Nebraska and Millard is measured by the number of students enrolled in a postsecondary institution between August 15, 2020 and October 15, 2021 and was obtained from the Nebraska High School Feedback Report from the Nebraska Department of Education. The National College-going rate is dependent upon data from the National Center for Education Statistics and is measured by the number of students enrolled in 2-or 4-year colleges in the fall immediately after completing high school and represents a year behind the Nebraska and Millard Class specified.

College Going Rate

| Class | National | Nebraska | Millard District |
|-------|----------|----------|------------------|
| 2020 | 66% | 73% | 80% |
| 2019 | 69% | 75% | 83% |
| 2018 | 69% | 76% | 82% |
| 2017 | 67% | 70% | 82% |
| 2016 | 70% | 74% | 81% |
| 2015 | 69% | 75% | 84% |
| 2014 | 68% | 72% | 83% |
| 2013 | 66% | 76% | 84% |

College Going Rate

The following chart represents Millard graduates enrolled any time during the first year after graduation.

College Going Rate by Ethnicity

| Class | American Indian/ Alaskan Native | Asian | Pacific Islander | Black or African American | Hispanic | Two or More Races | White (Not Hispanic) |
|-------|------------------------------------|-------|------------------|---------------------------|----------|-------------------|----------------------|
| 2020 | 67% | 90% | 67% | 84% | 68% | 88% | 80% |
| 2019 | 67% | 92% | 75% | 76% | 83% | 80% | 83% |
| 2018 | 80% | 95% | 80% | 69% | 81% | 78% | 82% |
| 2017 | 60% | 95% | 80% | 69% | 81% | 80% | 82% |
| 2016 | 86% | 90% | 67% | 78% | 66% | 75% | 82% |
| 2015 | 60% | 92% | 0% | 80% | 70% | 67% | 85% |
| 2014 | 100% | 93% | 80% | 69% | 64% | 73% | 73% |
| 2013 | 57% | 88% | 100% | 67% | 75% | 82% | 85% |

College Going Rate by Economic Status

The following chart shows college going rate by students participating in the Free or Reduced price lunch program. Graduates enrolled any time during the first year after graduation.

College Going Rate by Economic Status

| Class | District Overall | Free/Reduced Lunch Qualifying |
|--------------|-------------------------|--------------------------------------|
| 2020 | 80% | 65% |
| 2019 | 83% | 75% |
| 2018 | 82% | 63% |
| 2017 | 82% | 63% |
| 2016 | 81% | 65% |
| 2015 | 84% | 71% |
| 2014 | 83% | 64% |
| 2013 | 84% | 66% |

Enrollment Institutions

The information in the tables below represents a profile of college-going graduates from Millard compared to college-going graduates in the state of Nebraska. Students may attend multiple institutions in the year immediately following high school.

Profile of College-Going Graduates

| Name | MPS Class of 2020 | Nebraska Class of 2020 | MPS Class of 2019 | Nebraska Class of 2019 |
|-----------------------------------|--------------------------|-------------------------------|--------------------------|-------------------------------|
| In-state Colleges | 78% | 83% | 78% | 83% |
| Out of state Colleges | 15% | 10% | 15% | 10% |
| Both In and Out of state colleges | 7% | 7% | 7% | 7% |
| | | | | |
| Private Colleges | 10% | 7% | 9% | 7% |
| Public Colleges | 85% | 86% | 86% | 86% |
| Both Private and Public Colleges | 5% | 7% | 5% | 7% |
| | | | | |
| 2-year Colleges | 26% | 39% | 28% | 40% |
| 4-year Colleges | 51% | 33% | 49% | 33% |
| Both 2 and 4 year colleges | 23% | 28% | 23% | 27% |

Degree Completion for Class of 2015

Degree Completion is measured by the number who completed an Associate's, Bachelor's, or Graduate degree **within six years**; certificates are not included. National data and Millard data include students who completed their degree at any college. Nebraska data includes only students who completed their degree at the same college. Eighty-four percent of the Class of 2015 enrolled in post-secondary education within a year after they graduated high school.

Degree Completion Rate

| Class | National | Nebraska | Millard |
|-------|----------|----------|---------|
| 2015 | 62% | 50%* | 62% |
| 2014 | 61% | 50% | 61% |
| 2013 | 61% | 50% | 63% |
| 2012 | 58% | 54% | 63% |

National Data: Causey, J., Pevitz, A., Ryu, M., Scheetz, A., & Shapiro, D. (Feb 2022), Completing College: National and State Report on Six Year Completion Rates for Fall 2015 Beginning Cohort (Signature Report 20), Herndon, VA: National Student Clearinghouse Research Center.

*Nebraska Data: Nebraska's Coordinating Commission for Postsecondary Education – 2021 Progress Report, Table A10.1, Most recent data available through 2018-2019 school year.

Millard Data: From the National Student Clearinghouse data, provided by the Nebraska Department of Education.

Post-secondary Activity of Students Not Reported

More than 3,300 colleges and universities, enrolling over 99% of all students in public and private U.S. institutions, participate in the National Student Clearinghouse. These institutions permit the Clearinghouse to make their information available, in full compliance with FERPA, to educational organizations, such as outreach programs, for the betterment of education.

Graduates not represented may have gone directly to work, enrolled in the military, or enrolled in one of the 2% of the institutions not represented by the Clearinghouse.

Millard College Preparatory Survey Results

In the spring of 2021 a survey was conducted by the UNL Bureau of Sociological Research (BOSR) in which members of the Millard graduating class of 2018 were contacted. Of the 862 graduates sampled, 18.5% (160 individuals) completed the survey. The participants were asked a variety of questions including: course work while in high school, preparation for post-secondary, attendance at post-secondary institutions after high school, and given a chance to provide open-ended written responses.

Survey participants were asked about course work while in high school.

| High School Course Work | Postsecondary: <ul style="list-style-type: none"> • Enrolled in a 4 year University experience | | Postsecondary: <ul style="list-style-type: none"> • Did not enroll in a post-secondary experience • Enrolled in Postsecondary but did not continue • Enrolled in a 2 year college experience • Enrolled in vocational or technical school experience | |
|--|--|----------------------------------|---|---------------------------------|
| | Class of 2018 (123 responses) | Class of 2017 (212 responses) | Class of 2018 (41 responses) | Class of 2017 (62 responses) |
| Took four years of high school mathematics | 73% | 73% | 50% | 61% |
| Took at least one Advanced Placement course | 80% | 84% | 29% | 39% |
| Took a dual enrollment course | 34% | 31% | 12% | 13% |
| Earned 11 or more college credit hours while in high school | 35% | 40% | 2% | 6% |
| Felt prepared or very prepared for success after high school | 80% | 76% | 24% | 39% |

Post-secondary experience was the next area asked about on the survey.

Of the nine (6%) respondents who never enrolled in a post-secondary experience the reasons most cited were*:

- I was not adequately prepared to take classes at a post-secondary institution (56%)
- It was too overwhelming (56%)
- It was no longer financially feasible (56%)
- I had family commitments (56%)
- I could not decide on a major (33%)
- I began a career (22%)
- Classes were too difficult and/or I was not able to maintain the needed GPA (22%)

| Postsecondary experience | Post-secondary: | |
|---|----------------------------------|----------------------------------|
| | Class of 2018 (148 responses) | Class of 2017 (260 responses) |
| Did not have to take any non-credit or remedial courses while in college. | 84% | 80% |
| Felt very prepared to somewhat prepared BEFORE taking college classes. | 68% | 73% |
| Felt very prepared to somewhat prepared AFTER taking college classes | 73% | 79% |

Thirteen percent of respondents (19) indicated they were enrolled in a post-secondary institution but did not continue this experience. Of those respondents:

- The reasons they indicated for not continuing were* :
 - I began a career (37%)
 - It was too overwhelming (37%)
 - I was not adequately prepared to take classes at a post-secondary institution (32%)
 - It was no longer financially feasible (26%)
- When they stopped taking classes was:
 - 31% during their first year
 - 37% sometime after the first year
 - 32% did not specify when they stopped taking classes.

Participants who did enroll in a post-secondary were asked about their experiences.

Of the seventy-eight percent (123) of respondents who enrolled in a four-year university post-secondary experience:

- 92% were satisfied with their decision to attend a four year institution rather than a two-year college.
- Reasons most cited for being satisfied with their decision to attend a four year institution include*:
 - Specific Degree (57)
 - Opportunities (13)
 - Environment (10)
 - Personal goal (10)

The courses or subject areas the respondents indicated most prepared them for college*:

- English Language Arts (33)
- Mathematics (27)
- Science (25)
- Social Studies (8)

Participants were asked if there were any courses or subject areas they should have taken or that should have been offered that would have helped prepare them for college*:

- Finance (14)
- Science (8)
- None (23)

The life skills that most prepared them for college*:

- Citizenship and Personal Responsibility (39)
- Critical Thinking and Problem Solving Skills (24)
- Collaboration and Teamwork (14)

Life skills that would have been helpful to learn to prepare for college*:

- Critical Thinking and Problem Solving (31)
- Citizenship and Personal Responsibility (18)

Respondents were offered the opportunity to submit free responses to numerous questions.

Common themes among the responses:

- Satisfaction in courses offered in Millard
- Benefits of dual credit courses and programs
- The need for financial literacy
- More information about college costs and financial aid
- More instruction on study skills such as time management
- Additional experiences with basic life skills such as bill paying, taxes, and pursuing a career
- Support for mental health issues such as anxiety and family conflict

*Respondents could select more than one answer

AGENDA SUMMARY SHEET

Agenda Item: Engagement Results Fall 2021

Meeting Date: March 21, 2022

**Background/
Description:**

Millard Public Schools seeks to have engaged stakeholders to meet its mission. Strategy 1.2 (2018) calls for a survey to determine the engagement of all stakeholders (students, families, and staff). Building and district administration use the engagement results to guide school and district improvement plans. For the first year, students in grades 4-12 have completed the MPS created student survey. Results from all stakeholders were strong – well above the midpoint and into the positive range. The chart below provides the overall mean of engagement with a 4 point scale.

| Engagement Overall Means (out of 4) | | | | | |
|-------------------------------------|-------|------------|---------|----------|---------|
| | | Students | | | |
| | Staff | Elementary | 6th-8th | 9th-12th | Parents |
| 2018 | 3.45 | NA | NA | NA | 3.43 |
| 2019 | 3.42 | 3.46 | 3.04 | 3.06 | 3.38 |
| 2021 | 3.23 | 3.41 | 3.08 | 3.04 | 3.32 |

Highlights

- Staff – Instructional (98%) and Communication (93%) were very positive
- Parents – Climate & Culture scored higher than other domains (3.32)
- Elementary Students - Future scored highest - 3.46
- Secondary Students - Future scored highest – 3.12 (MS) & 3.11 (HS)

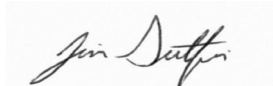
Action Desired: Approval ____ Discussion ____ Information Only x

**Policy /
Strategic Plan**

Reference: Strategy 1.2 (2018 Strategic Plan)

Responsible Person(s): Dr. Darin Kelberlau, Dr. Kim Saum-Mills, Kalpana Bhupathi Raju

Superintendent's Signature:



Introduction and Purpose

Millard Public Schools seeks to have engaged stakeholders to meet its mission. Strategy 1.2 (2018) calls for a survey to determine the engagement of all stakeholders (students, families, staff, and community). In the spring of 2018, an ad hoc committee of teachers and administrators used previous MPS Surveys (Gallup & Effective Schools Battery), Hanover Research Reports, and a few select district examples to create new Millard staff and parent surveys.

In the spring of 2019, an ad hoc committee of teachers and administrators reviewed and slightly revised the parent and staff survey and created a new student survey.

Millard began using Qualtrics, a survey management platform designed to allow an organization to gather and analyze stakeholder feedback with the use of a data display dashboard. Parents had an opportunity to complete a survey for each building their children attend.

Two-Dimensional Approach

All questions were aligned to one of six themes (see below) and also aligned to one of the three perspectives (also below), or “lens”. This will allow us to look at feedback from the two viewpoints and quantify from both of these dimensions in an efficient manner.

I.) MPS Themes Measured

- *CC - Climate & Culture*
- *I - Instructional*
- *PG - Professional Growth*
- *L - Leadership*
- *BN - Basic Needs*
- *C - Communication*

II.) MPS Lens Measured

- *District*
- *Building*
- *Self*

Participation

The data in the table below identifies how many engagement surveys were completed.

| <i>Number of Surveys Completed</i> | | | |
|------------------------------------|--------------|----------------|------------------|
| <i>Survey Year</i> | <i>Staff</i> | <i>Parents</i> | <i>Students*</i> |
| 2018 | 1,864 | 5,735 | NA |
| 2019 | 1,690 | 5,047 | 14,012 |
| 2021 | 1,580 | 4,781 | 11,635 |

*The student survey included students from grades 3-12 in 2019 and grades 4-12 in 2021.

Note: For 2019 and beyond, surveys **completed** were the only surveys included. This is different from 2018 in which any **unfinished** surveys were a part of the results.

Survey Results

Principals received their results in early December 2021. Principals then shared building data with a leadership team and School Improvement Team (SIT) to review and create strengths and opportunities using a district [provided template](#). Principals were asked to discuss their results and communication plan with their supervisor after winter break. In addition to each building utilizing this information with their SIT, those buildings going through their site plan rewrite will also include this new engagement data in their Data Books.

The “Top 2” consists of the positive categories: “Strongly Agree” **and** “Agree” grouped together. Questions given in each of the surveys can be found in the Appendix of this report.

Staff Engagement Results

The survey questions were aligned to six broad themes of school engagement so that these aspects could be measured. The questions were worded and arranged from three perspectives, or “lenses”. The questions asked staff members to respond to items about district level topics, building level topics, and finally topics about their own personal engagement.

The following table shows the overall average and top two categories (“Strongly Agree” and “Agree”) percentage of all questions aligned to each of the six themes of staff engagement.

| Themes | Mean | | | Top 2 Percentages - “Strong Agree / Agree” | | | |
|---------------------|------|-------|------|--|------|------|-----|
| | 2018 | 2019 | 2021 | 2018 | 2019 | 2021 | |
| Basic Needs | 3.32 | 2.77^ | 3.26 | 3.12 | 91% | 89% | 85% |
| Climate & Culture | 4.36 | 3.63^ | 3.40 | 3.24 | 95% | 93% | 89% |
| Communication | 4.23 | 3.53^ | 3.43 | 3.31 | 97% | 95% | 93% |
| Instructional* | 4.65 | 3.88^ | 3.61 | 3.47 | 100% | 98% | 98% |
| Leadership | 4.20 | 3.50^ | 3.32 | 3.17 | 89% | 88% | 82% |
| Professional Growth | 4.32 | 3.60^ | 3.26 | 3.20 | 95% | 91% | 90% |

*Answered only by instructional staff

^Converted to a 1 - 4 scale

| Percent of Staff Members Giving an A or B to.... | | | |
|---|----------|----------|----------------|
| | District | Building | Own Engagement |
| 2018 | 92% | 93% | 99% |
| 2019 | 93% | 92% | 99% |
| 2021 | 87% | 86% | 99% |

Parent Engagement Results

The following table shows the overall average and top two categories (“Strongly Agree” and “Agree”) percentage of all questions aligned to each of the four themes of parental engagement.

| Themes | Mean | | | | Top 2 Percentages - “Strong Agree / Agree” | | |
|-------------------|-------------|-------|-------------|-------------|---|-------------|-------------|
| | 2018 | | 2019 | 2021 | 2018 | 2019 | 2021 |
| Basic Needs | 3.33 | 2.78^ | 3.31 | 3.26 | 95% | 94% | 91% |
| Climate & Culture | 3.48 | 2.90^ | 3.40 | 3.32 | 95% | 94% | 91% |
| Communication | 3.40 | 2.83^ | 3.31 | 3.28 | 95% | 91% | 90% |
| Leadership | 3.35 | 2.79^ | 3.28 | 3.22 | 94% | 93% | 90% |

^ - converted to a 1 - 4 scale

| Percent of Parents Giving an A or B to.... | | | |
|---|----------|----------|----------------|
| | District | Building | Own Engagement |
| 2018 | 94% | 97% | 92% |
| 2019 | 92% | 93% | 87% |
| 2021 | 86% | 92% | 85% |

Student Engagement Results

Two-Dimensional Approach

A similar design exists for the student surveys.

MPS Themes Measured

- Academics / Study
- Activities / Athletics*
- Future
- Safety & Kindness

MPS Lens Measured

- Building
- Self

*Only for secondary students

ELEMENTARY RESULTS

The following table shows the overall average and top two categories (“Strongly Agree” and “Agree”) percentage of all questions aligned to each of the three themes of the elementary engagement survey.

| Themes | Mean | | Top 2 Percentages - “Strong Agree / Agree” | |
|-------------------|-------------|-------------|---|-------------|
| | 2019 | 2021 | 2019 | 2021 |
| Academics / Study | 3.45 | 3.40 | 95% | 94% |
| Future | 3.49 | 3.46 | 95% | 94% |
| Safety / Kindness | 3.46 | 3.38 | 95% | 93% |

| Percent of Elementary Students Giving an A or B to.... | | |
|---|-----------------|-----------------------|
| | Building | Own Engagement |
| 2019 | 91% | 92% |
| 2021 | 93% | 94% |

MIDDLE SCHOOL RESULTS

The following table shows the overall average and top two categories (“Strongly Agree” and “Agree”) percentage of all questions aligned to each of the four themes of the secondary engagement survey.

| Themes | Mean | | Top 2 Percentages - “Strong Agree / Agree” | |
|------------------------|------|------|--|------|
| | 2019 | 2021 | 2019 | 2021 |
| Academics / Study | 3.07 | 3.04 | 83% | 84% |
| Activities / Athletics | 2.87 | 2.79 | 69% | 67% |
| Future | 3.11 | 3.12 | 83% | 84% |
| Safety / Kindness | 3.13 | 3.09 | 84% | 84% |

| Percent of Middle School Students Giving an A or B to.... | | | |
|---|----------|----------|----------------|
| | District | Building | Own Engagement |
| 2019 | 81% | 81% | 91% |
| 2021 | 81% | 79% | 88% |

HIGH SCHOOL RESULTS

The following table shows the overall average and top two categories (“Strongly Agree” and “Agree”) percentage of all questions aligned to each of the four themes of the secondary engagement survey.

| Themes | Mean | | Top 2 Percentages - “Strong Agree / Agree” | |
|------------------------|------|------|--|------|
| | 2019 | 2021 | 2019 | 2021 |
| Academics / Study | 3.02 | 2.98 | 86% | 85% |
| Activities / Athletics | 3.04 | 2.89 | 76% | 72% |
| Future | 3.20 | 3.11 | 86% | 85% |
| Safety / Kindness | 3.08 | 3.04 | 82% | 83% |

| Percent of High School Students Giving an A or B to.... | | | |
|---|----------|----------|----------------|
| | District | Building | Own Engagement |
| 2019 | 74% | 78% | 86% |
| 2021 | 71% | 76% | 85% |

Appendix

Staff Engagement Questions

- Our District gives me resources I need to do my job well.
- I have the resources to do my job well.
- I feel safe at work.
- My expectations at work are clearly defined.
- I seek information to learn more about my building and school system.
- If I were to assign a letter grade to our district, it would be...
- If I were to assign a letter grade to my school / building, it would be...
- If I were to assign a letter grade to my job performance, it would be...
- Our District has a positive public image.
- Our District provides a world-class education.
- Our District operates safe, caring and supportive environments that ensure student learning.
- Our District is moving in a positive direction toward its mission.
- Our District has innovative programs and practices that allow each student to set and achieve challenging educational and career goals.
- Our District communicates effectively to all internal stakeholders.
- Our District communicates effectively to all external stakeholders.
- Students in our school demonstrate respect for others.
- Our students' behavior contributes to a positive learning environment.
- My workplace environment has a positive climate and culture.
- My students come to school prepared to learn.
- My school/site has a positive public image.
- My peers collaborate with each other to improve student achievement.
- I regularly receive recognition or praise for good work from others in my building.
- I have opportunities to voice my opinion at my building.
- I treat others with kindness.
- I frequently give praise and recognition to my colleagues.
- I expect high-quality work from myself.
- I contribute positively to my team.

Teacher specific items:

- I provide an environment in my classroom where social and cultural differences are respected.
- I implement a classroom management system that aligns with my building's behavior plan.
- I help my students think critically.

- I have attended a school event outside of my work hours in the past year.
 - I differentiate my lessons based on the needs of my students.
 - I consistently use data to inform my instructional decisions.
- District leadership understands the needs of my building.
 - District leadership is visible in my building.
 - My supervisor is visible in my building.
 - My supervisor treats me with kindness.
 - My supervisor keeps me well informed in areas that affect my job.
 - My supervisor expects high-quality work from me.
 - I believe my supervisor is an instructional leader.
 - Our District provides professional opportunities that help me grow.
 - I have been provided opportunities to grow professionally.
 - Comments you would like to share with Millard Public Schools.
 - I feel equipped to advise my students to take rigorous courses.

New items:

- ***I would rate my emotional well-being as poor, average, good, excellent.***
- ***Diverse backgrounds and perspectives are respected at work.***

Parent Engagement Questions

- My student is provided the equipment and materials needed to learn.
- Teachers have the resources to do their job well.
- Our District communicates effectively to all external stakeholders.
- Expectations of students are clearly defined.
- My student's school communicates effectively.
- My student's teachers communicate effectively.
- I actively seek information to learn more about my building and school system.
- I often communicate with my student's teacher(s).
- My student knows what behavior is expected of him/her at school.
- I believe the District has a positive public image.
- Our District has innovative programs and practices that allow each student to set and achieve challenging educational and career goals.
- Our District is moving in a positive direction toward its mission.
- Our District operates safe, caring and supportive environments that ensure student learning.
- Our District provides a world-class education.
- I feel my student is safe at school.
- My student regularly receives recognition or praise for good work.
- My student's school fosters the belief that diversity enriches life.
- My student's school has a positive climate and culture.
- My student's school has a positive public image.
- My student's school has high academic expectations.
- Staff members treat my student with kindness.
- The school office staff makes me feel welcome.
- I encourage a positive attitude about school with my student.
- Over the past year, I have attended a district or school events/activities.

- I support my student's learning at home.
- I supported by child's school through time or resources.
- My student treats staff members with kindness.
- My student comes to school prepared to learn.
- If I were to assign a letter grade to my engagement with my student's school, it would be...
- If I were to assign a letter grade to my student's school, it would be...
- If I were to assign a letter grade to our district, it would be...
- In general, I would say Millard Public Schools is headed on the...
- The quality of education in Millard Public Schools is:
- District leadership is visible in our community.
- District leadership understands the needs of my student's building.
- Administrators in my student's school are available.
- Administrators in my student's school are effective.
- Comments you would like to share with Millard Public Schools.

Elementary Engagement Questions

- Doing my best at school is important to me.
- I come to school prepared to learn each day. (Almost Never, Most Days, All Days)
- I have what I need to learn.

New item:

- ***I can do hard things.***
- My teachers encourage me to do my best.
- My teachers get me excited about learning.
- An adult at my school has talked to me about how to be successful in school.
- I am kind to others.
- I help others who are not being treated with kindness.
- I feel safe at my school.
- I feel like I belong at my school.
- In the past year, I have seen/experienced bullying at my school in ... (classroom, hallway, cafeteria, restroom, riding the bus, during specials classes, during lunch, at recess, before school, after school, online, etc -checklist - check all that apply)
- I take responsibility for my choices.

New items:

- ***My thoughts and actions positively impact those around me.***
- ***I use positive strategies to handle when I am stressed or overwhelmed.***
- My school is a kind place.
- Adults at my school recognize me when I do a good job.
- An adult at my school cares about me.
- My school has a way to report bullying.
- I feel hopeful about my future.
- I know that I will graduate from school.
- I set goals and take steps to achieve them.

- Adults at my school help me be hopeful.
- Adults at my school believe I will graduate.
- Adults at my school teach me to set goals and take steps to achieve them.
- I would rate my effort in my education as a(n) (A-F).
- If I could assign a grade to my school it would be an (A-F).
- Comments you would like to share with Millard Public Schools.

Secondary Engagement Questions

- School is important to me.
- Earning good grades is important to me.
- On average I do homework/study blank hours at night..... 0 1 hour 2 hours 3 hours+
- I come to school prepared to learn each day.
- I have what I need to learn.
- I take rigorous classes.
- My teachers excite me about learning.
- My teachers teach me how to study.
- Teachers know my talents and help me develop them.
- My teachers encourage me to take challenging classes.
- I am involved in before/after-school activities at my school. (e.g. clubs, sports, etc.)
- Over the past year, I have attended school events/activities. (0, 1-2, 3-5, 6+)
- Adults at my school promote involvement in before/after-school activities.
- Adults at my school encourage us to attend school events and support our classmates.
- I am kind to others.
- I help others who are not being treated with kindness.
- I feel safe at school.
- I feel like I belong at my school.
- I have seen/experienced bullying at my school in ... (classroom, hallway, cafeteria, restroom, riding the bus, during specials classes, during lunch, at recess, before school, after school etc -checklist - check all that apply)
- I have experienced digital bullying this past school year (e.g. social media, text, etc.)
- I have at least one friend at school.
- I take responsibility for my choices.

New items:

- ***My thoughts and actions positively impact those around me.***
- ***I use positive strategies when I am stressed or overwhelmed.***
- There is a culture of kindness at my school.
- Adults at my school recognize when I do a good job.
- An adult at my school cares about me.
- My school has a way to report bullying.
- I feel hopeful about my future.
- I know that I will graduate from school.
- I set goals and take steps to achieve them.
- I seek the advice of my advisor and/or counselor when selecting classes.
- I take classes that will help me explore possible careers.

- My school provides classes that help me explore possible careers.
- Adults at my school provide guidance about my future after high school.
- Adults at my school make me hopeful about my future.
- Adults at my school believe I will graduate.
- Adults at my school teach me to set goals and take steps to achieve them.
- I would rate my effort in my education as a(n) (A-F).
- If I could assign a letter grade to my school it would be... (A-F).
- If I could assign a letter grade to my district, it would be... (A-F).
- Comments you would like to share with Millard Public Schools.

| 3-16-22 | Senator | Committee | Hearing | Action | Description | MPS Stance | GNSA Stance | NASB ¹⁶⁴ Stance | NCSA Stance |
|-----------------------|----------------|---|-----------|---|---|------------|-------------|----------------------------|-------------|
| 2021 | | | | | | | | | |
| LB364 | Linehan | Revenue | 1/28/2021 | Linehan priority bill, Linehan MO125 failed | Adopt the Opportunity Scholarships Act and provide tax credits | Oppose | | Oppose | Oppose |
| LB568 | Pansing Brooks | Judiciary | 2/5/2021 | Placed on General File with AM264 Judiciary priority bill, Pansing Brooks AM1510 filed | Change provisions relating to truancy, juvenile courts, the Community-based Juvenile Services Aid Program, the Commission Grant Program, and compulsory education | Monitor | | Monitor | |
| 2022 | | | | | | | | | |
| LB688 | Blood | Revenue | 1/19/2022 | | Adopt the Property Tax Reduction Act and eliminate credits under the Nebraska Property Tax Incentive Act | | | | |
| LB690 | Blood | Education | 1/31/2022 | | Redefine basic skills competency for purposes of teachers' and administrators' certificates or permits | Support | | Support | Support |
| LB696 | Blood | Appropriations | 2/28/2022 | | Appropriate federal funds to the State Department of Education for school employee retention payments | Support | | Support | Support |
| LB700 | Kolterman | Nebraska Retirement Systems | 2/2/2022 | Kolterman AM1583 filed, Retirement Priority Bill, Nebraska Retirement Systems AM1704 filed, Placed on Select File Placed on Final Reading, <i>Approved by Governor on March 3, 2022</i> | Change provisions relating to public retirement systems | Monitor | | Monitor | Support |
| LB730 | Lindstrom | Revenue | 2/9/2022 | Revenue Priority Bill, Placed on General File with AM2087, Mar 01, 2022 Revenue AM2087 filed | LB730 - Adopt the Growing Our Workforce Investment Now Act and provide tax credits | Monitor | | | |
| LB742 | Erdman | Government, Military and Veterans Affairs | 2/9/2022 | Placed on General File | Provide for minutes to be kept in an electronic record under the Open Meetings Act | Monitor | | | |
| LB743 | Erdman | Government, Military and Veterans Affairs | 2/9/2022 | | Change provisions relating to when closed sessions may be held under the Open Meetings Act | Oppose | | Oppose | |
| LB754 | Bostar | Education | 1/18/2022 | Placed on General File, Placed on Select File, Placed on Final Reading, Passed on Final Reading 46-0-3, Passed on Final Reading 41-3-5, <i>Approved by Governor on March 3, 2022</i> | Extend the commercial air filter pilot program of the State Department of Education | Monitor | | | |
| LB758 | Brandt | Education | 1/18/2022 | Placed on General File, Placed on Select File, Placed on Final Reading, Passed on Final Reading 46-0-3, Passed on Final Reading 41-3-5, <i>Approved by Governor on March 3, 2022</i> | Change provisions relating to the Nebraska Farm-to-School Program Act | Support | | Support | Support |

| 3-16-22 | Senator | Committee | Hearing | Action | Description | MPS Stance | GNSA Stance | NASB ¹⁶⁵ Stance | NCSA Stance |
|-----------------------|-----------|---|-----------|---|--|------------|-------------|----------------------------|-------------|
| LB768 | Albrecht | Education | 1/15/2022 | | Change provisions relating to establishment of academic content standards for school districts | | | Oppose | Oppose |
| LB774 | Brewer | Government, Military and Veterans Affairs | 1/19/2022 | | Adopt the First Freedom Act | | | | |
| LB778 | Brewer | Government, Military and Veterans Affairs | 1/27/2022 | | Adopt the Government Neutrality in Contracting Act | | | | |
| LB785 | Groene | Government, Military and Veterans Affairs | 1/26/2022 | | Change provisions relating to early voting | | | | |
| LB787 | Groene | Government, Military and Veterans Affairs | 2/9/2022 | Placed on General File | Redefine a term and change applicability provisions under the Nebraska Budget Act | | | | |
| LB840 | Brewer | General Affairs | 2/14/2022 | Placed on General File with AM1915, Speaker priority bill, Placed on Select File | Change provisions relating to publication and rates for legal notices | | | | |
| LB852 | Day | Education | 2/22/2022 | Walz priority bill, Placed on General File with AM1607 | Require behavioral health points of contact for school districts | Monitor | Support | | Support |
| LB854 | Day | Health and Human Services | 1-28-22 | | Require notice to the Department of Health and Human Services in certain cases of alleged out-of-home child abuse or neglect | | | | |
| LB860 | Pahls | Revenue | 2/3/2022 | | Change the valuation of certain real property for property tax purposes | Oppose | Oppose | Oppose | |
| LB868 | Morfeld | Education | 1/24/2022 | Placed on General File | Change provisions relating to a classification system administered by the State Department of Education | | | | Support |
| LB872 | Brewer | Education | 1/24/2022 | State-Tribal Relations priority bill, Placed on General File with AM1807 | Authorize the wearing of tribal regalia by certain students | Monitor | | | |
| LB888 | Day | Education | 2/15/2022 | Placed on General File, Speaker priority bill | Redefine multicultural education for school districts | Monitor | | | |
| LB890 | Walz | Education | 1/25/2022 | Education Priority Bill, Placed on General File with AM1756, Friesen AM1849 filed | Change the Tax Equity and Educational Opportunities Support Act | Support | Support | Support | Support |
| LB891 | Lindstrom | Revenue | 1/26/2022 | | Change the distribution of sales tax revenue, school levy limitations, and other tax and school provisions | Support | Support | Support | Support |
| LB908 | McDonnell | Government, Military and Veterans Affairs | 2/16/2022 | Placed on General File with AM1950 | Provide additional requirements for virtual conferencing under the Open Meetings Act | | | | |
| LB912 | Morfeld | Education | 2-28-22 | Placed on General File with AM2214 | Provide for mental health first aid training for school districts and change provisions relating to the use of lottery funds | Monitor | | | |
| LB914 | Bostelman | Transportation and Telecommunications | 2-8-22 | | Require the Public Service Commission to create and maintain a broadband map and data repository | | | | |

| 3-16-22 | Senator | Committee | Hearing | Action | Description | MPS Stance | GNSA Stance | NASB Stance ¹⁶⁶ | NCSA Stance |
|-------------------------|------------|---|-----------|--|--|------------|-------------|----------------------------|-------------|
| LB945 | Linehan | Education | 2-1-22 | | Adopt the Teach in Nebraska Today Act, provide for student loan repayment assistance, and appropriate General Funds | Support | | Support | Support |
| LB960 | Vargas | Education | 1/31/2022 | | Eliminate certain basic skill and content test requirements for eligibility for teaching certificates | Support | | Support | Support |
| LB982 | Hilkemann | Revenue | 3/3/2021 | | Adopt the Education Savings Account Act and provide income tax adjustments | | | | |
| LB986 | Briese | Revenue | 1/20/2022 | Briese Priority Bill, Hansen, M. AM1715 filed, Briese MO140 failed | Adopt the School District Property Tax Limitation Act | Oppose | Oppose | Oppose | Oppose |
| LB987 | Briese | Revenue | 1/20/2022 | | Adopt the School District Property Tax Limitation Act | Oppose | Oppose | Oppose | Oppose |
| LB997 | Day | Education | 2/8/2022 | | Change school entrance requirements | Oppose | | | Oppose |
| LB1001 | Erdman | Agriculture | 2/8/2022 | | Limit the school term for school districts and educational service units | Oppose | | Oppose | Oppose |
| LB 1014 | Hilgers | Appropriations | 1/25/2022 | Appropriations priority bill | Appropriate Federal Funds allocated to the State of Nebraska pursuant to the federal American Rescue Plan Act of 2021 | | | | |
| LB1018 | McKinney | Business and Labor | 2/14/2022 | | Set a minimum wage for employees of a Class V school district | Monitor | | | |
| LB1027 | Hunt | Education | 2/22/2022 | | Provide for grants to schools that discontinue use of American Indian mascots | Monitor | | | |
| LB1030 | Friesen | Revenue | 2/11/2022 | | Exempt all tangible personal property from property tax | Oppose | | | Oppose |
| LB1131 | Morfeld | Appropriations | 3/1/2022 | Gragert name added | State intent to appropriate federal funds for bonus payments for teachers, child care workers, and health care workers | Support | | | |
| LB1034 | Pahls | Education | 2/28/2022 | | Provide for designation of progress schools and progress plans and state intent to appropriate federal funds | Monitor | | | |
| LB1043 | Kolterman | Nebraska Retirement Systems | 2/2/2022 | Kolterman AM1667 filed | Change retirement provisions for certain school employees | Monitor | | | |
| LB1057 | Brewer | Education | 2-8-22 | Placed on General File with AM2164 | Change provisions relating to Class III school districts | | | | |
| LB1077 | Hansen, B. | Government, Military and Veterans Affairs | 2-24-22 | | Prohibit public schools, public postsecondary institutions, and governmental entities from training or teaching certain concepts relating to race and sex and provide for withholding of state funds | | | Oppose | |
| LB1078 | Hansen, B. | Education | 3-1-22 | | Prohibit possession of personal electronic devices by students in public school classrooms | Oppose | | Oppose | Oppose |

| 3-16-22 | Senator | Committee | Hearing | Action | Description | MPS Stance | GNSA Stance | NASB ¹⁶⁷ Stance | NCSA Stance |
|------------------------|----------------|---|-----------|---|--|------------|-------------|----------------------------|-------------|
| LB1085 | Pansing Brooks | Appropriations | 2/28/2022 | | Appropriate federal funds to the State Department of Education for career and technical educational student organizations | | | | |
| LB1087 | Stinner | Appropriations | 3/1/2022 | | Appropriate federal funds for Aid to Community Colleges for dual enrollment | | | | |
| LB1096 | Halloran | Government, Military and Veterans Affairs | 2/10/2022 | | Provide for participation in trusts and investment pools by certain governmental entities | | | | |
| LB1106 | Day | Health and Human Services | 2/25/2022 | | Change provisions of the Mental Health Practice Act | | | | |
| LB1107 | Day | Health and Human Services | 2/23/2022 | | Change provisions relating to provider reimbursement for an absent child under the federal Child Care Subsidy program | | | | |
| LB1112 | McKinney | Education | 2/15/2022 | Placed on General File with AM1942, Speaker priority bill | Adopt the Computer Science and Technology Act and provide graduation requirements and academic content standards | Monitor | | Oppose | Monitor |
| LB1128 | DeBoer | Education | 2/1/2022 | | Adopt the Student Loan Repayment Assistance for Teachers Act | Support | | Support | Support |
| LB1179 | Groene | Education | 2/28/2022 | Notice of hearing for February 28, 2022 (cancel) | Adopt the Classroom Safety Intervention and Behavioral Awareness Training Act | | | | |
| LB1143 | Linehan | Education | 3/1/2022 | | Require approval by the voters of a school district or educational service unit for the issuance of certain bonds under the Interlocal Cooperation Act | Oppose | | Oppose | |
| LB1146 | Friesen | Government, Military and Veterans Affairs | 2/11/2022 | | Change provisions relating to the Interlocal Cooperation Act | Monitor | | Oppose | |
| LB1157 | Linehan | Education | 3-1-22 | | Require the State Department of Education to submit reports on federal funds | | | | |
| LB1158 | Sanders | Education | 2-15-22 | Sanders priority bill, Placed on General File with AM2143 | Change provisions relating to parental involvement in and access to learning materials in schools and provide for withholding of funding from school districts | | | | Neutral |
| LB1161 | Wishart | Appropriations | 3/1/2022 | | Appropriate federal funds to the State Department of Education for programs and interpreters that provide services to students who are deaf or hard of hearing | | | | |
| LB1167 | Flood | Appropriations | 2/24/2022 | | Appropriate federal funds to the Department of Economic Development for internships and expanding and retaining Nebraska's workforce | | | | |
| LB1169 | Linehan | Education | 2/1/2022 | | Require the State Department of Education to create a loan forgiveness grant program | Support | | | |
| LB1170 | Sanders | Education | 2/8/2022 | | Require schools to allow certain youth organizations to provide information, services, and activities | | | Oppose | Monitor |

| 3-16-22 | Senator | Committee | Hearing | Action | Description | MPS Stance | GNSA Stance | NASB ¹⁶⁸ Stance | NCSA Stance |
|------------------------|----------------|----------------|-----------|--|---|------------|-------------|----------------------------|-------------|
| LB1179 | Groene | Education | 2/28/2022 | Notice of hearing for February 28, 2022 (cancel) | Adopt the Classroom Safety Intervention and Behavioral Awareness Training Act | | | | |
| LB1182 | Pansing Brooks | Appropriations | 2/28/2022 | | Adopt the School Employees Pandemic Protection Act and state intent regarding federal funds | | | | |
| LB1200 | Halloran | Judiciary | 2/9/2022 | | Adopt the State and Political Subdivisions Child Sexual Abuse Liability Act and exempt actions from the State Tort | | | | |
| LB1207 | Groene | Revenue | 2/17/2022 | | Change taxation and school funding provisions | Oppose | Oppose | | |
| LB1209 | Linehan | Revenue | 2/25/2022 | | Change sales tax provisions relating to purchasing agents | | | | |
| LB1211 | Linehan | Education | 2/22/2022 | | Change provisions relating to option enrollment for students | Oppose | | Oppose | Oppose |
| LB1212 | Linehan | Education | 2/22/2022 | | Change provisions relating to individualized education plans under the Special Education Act | | | | Oppose |
| LB1213 | Albrecht | Judiciary | 2/9/2022 | Albrecht Priority Bill | Provide requirements regarding access to digital and online resources provided by school districts, schools, and the Nebraska Library Commission for students | Monitor | | | Oppose |
| LB1217 | Walz | Appropriations | 2-28-22 | | Appropriate federal funds to the Department of Administrative Services for incentive payments to eligible school employees | Support | | Support | Support |
| LB1218 | Education | Education | 1-31-22 | Education Priority, Placed on General File with AM2213 | Change provisions relating to certification of school employees and student loan forgiveness | Support | | Support | Support |
| LB1219 | Sanders | Education | 2-8-22 | | Adopt the Extended Learning Opportunities Act | | | | |
| LB1220 | Morfeld | Appropriations | 2/28/2022 | | Appropriate federal funds to the State Department of Education for premium payments for teachers working in underserved communities | | | | |
| LB1237 | Brewer | Revenue | 2/9/2022 | | Adopt the Opportunity Scholarships Act and the Nebraska Child Care Contribution Tax Credit Act | Oppose | | Oppose | Oppose |
| LB1240 | Albrecht | Appropriations | 2/28/2022 | | Appropriate federal funds to the State Department of Education to provide family-directed education recovery accounts for low-income children and families | | | | |
| LB1242 | Murman | Revenue | 2/3/2022 | | Change the valuation of certain real property for purposes of property taxes levied by school districts | Oppose | Oppose | | Oppose |

| 3-16-22 | Senator | Committee | Hearing | Action | Description | MPS Stance | GNSA Stance | NASB Stance ¹⁶⁹ | NCSA Stance |
|-------------------------|------------|---|-----------|--|--|------------|-------------|----------------------------|-------------|
| LB1250 | Hansen, B. | Revenue | 3/2/2022 | | Change provisions relating to joint public hearings and postcards under the Property Tax Request Act | | | | |
| LB1251 | Hansen, B. | Education | 2/28/2022 | | Adopt the Equal Opportunity Scholarship for Students with Special Needs Program Act and change provisions relating to the distribution of lottery funds | Oppose | | Oppose | |
| | | | | | | | | | |
| LR263CA | Blood | Government, Military and Veterans Affairs | 1/28/2022 | Placed on General File, Blood priority resolution | Constitutional amendment to require the Legislature to reimburse political subdivisions as prescribed | | | Support | |
| LR264CA | Erdman | Revenue | 2/3/2022 | Erdman priority resolution, Placed on General File | Constitutional amendment to prohibit the imposition of taxes other than retail consumption taxes and excise taxes | Oppose | | | |
| LR278CA | Linehan | Education | 3/1/2022 | | Constitutional amendment to eliminate the State Board of Education and provide for the Governor to appoint the Commissioner of Education | | | Oppose | Oppose |
| LR281CA | Murman | Revenue | 2/3/2022 | | Constitutional amendment authorizing the Legislature to treat commercial real property as a separate class for purposes of property taxes and to provide for a different method of taxing commercial real property | | | | |